

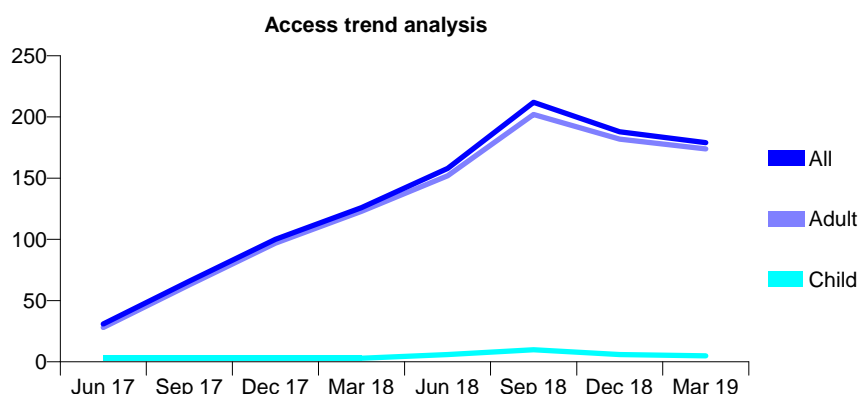
## 7A1 - Vital Signs At a Glance Contract Report for 100365/0000 - Year end March 2019

Name or company name	Dr M Ramzan
Contract type name	PDS Contract
Purpose of contract	General
Contract start date	01/04/2017
Contract end date	30/09/2018

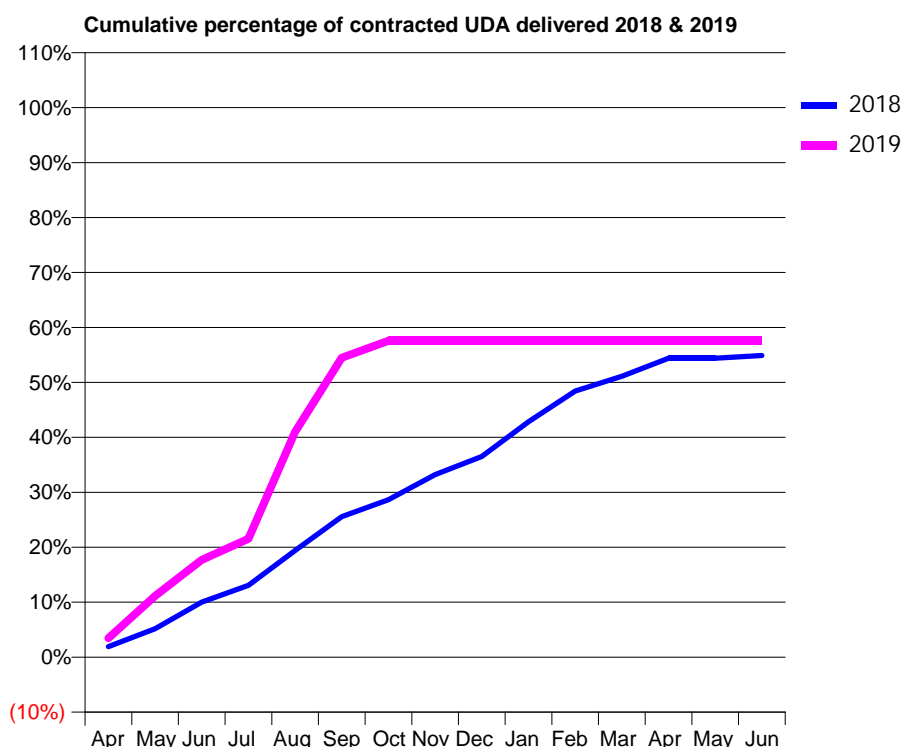
18/19 Contracted general activity (UDA)	312
Carry forward general activity (UDA)	0
18/19 Contracted orthodontic activity (UOA)	0
Carry forward orthodontic activity (UOA)	0
Baseline contract value	£12,413.27

### ACCESS\*

Patients seen in 24 months	Total	Change since previous quarter
Quarter ending March 2018	126	
Quarter ending June 2018	158	↑
Quarter ending September 2018	212	↑
Quarter ending December 2018	188	↓
Quarter ending March 2019	179	↓
<b>Variance since March 2018</b>	<b>42.1%</b>	<b>↑</b>



### ACTIVITY



Month	Adjusted Scheduled Activity (UDA)	
	2018	2019
April	12	11
May	32	35
June	62	55
July	82	67
August	121	128
September	160	170
October	179	180
November	207	180
December	228	180
January	267	180
February	302	180
March	319	180
April	339	180
May	339	180
June	342	180

### QUALITY

	Quantity	Base Number	Contract	LHB	Wales
% of FP17s for the same patient ID Re-attending within 3 months - Children	0	9	0.0%	7.7%	10.8%
% of FP17s for the same patient ID Re-attending within 3 months - Adults	2	159	1.3%	13.1%	15.7%
% of FP17s for the same patient ID Re-attending between 3 & 9 months - Children	0	9	0.0%	59.0%	59.7%
% of FP17s for the same patient ID Re-attending between 3 & 9 months - Adults	1	159	0.6%	53.8%	55.5%
% of FP17s for Band 1 Urgent Courses	148	150	98.7%	8.4%	9.0%
% of FP17s Relating to Free Repair or Replacements	0	150	0.0%	0.7%	0.7%
% of FP17s Relating to Continuations	0	150	0.0%	0.7%	0.7%
% of Patients satisfied with the dentistry they have received	1	2	N/A	92.6%	92.4%
% of Patients satisfied with the time they had to wait for an appointment	1	2	N/A	86.6%	87.1%

\* This is based on patients treated on this contract for their most recent course of treatment.  
 Figures in italics indicate the base number of FP17s or Patient Questionnaire responses are less than 100. N/A is shown where the base number of responses is less than 10 during the period. % is calculated as Quantity/Base number\*100

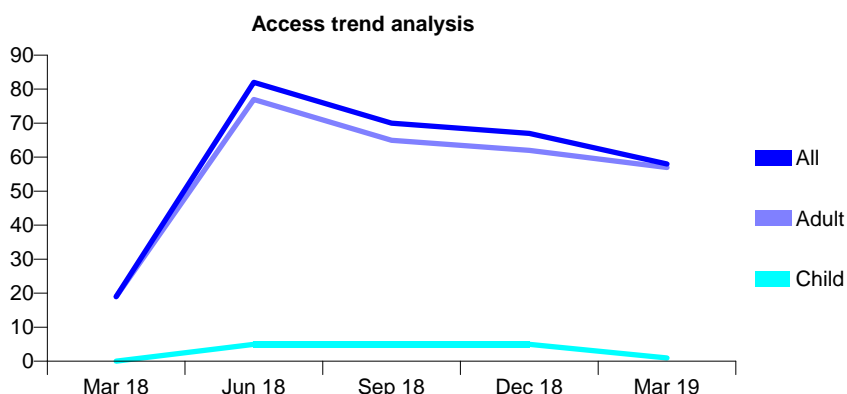
## 7A1 - Vital Signs At a Glance Contract Report for 100602/0000 - Year end March 2019

Name or company name	D N Dental Limited
Contract type name	PDS Contract
Purpose of contract	General
Contract start date	07/03/2018
Contract end date	06/06/2018

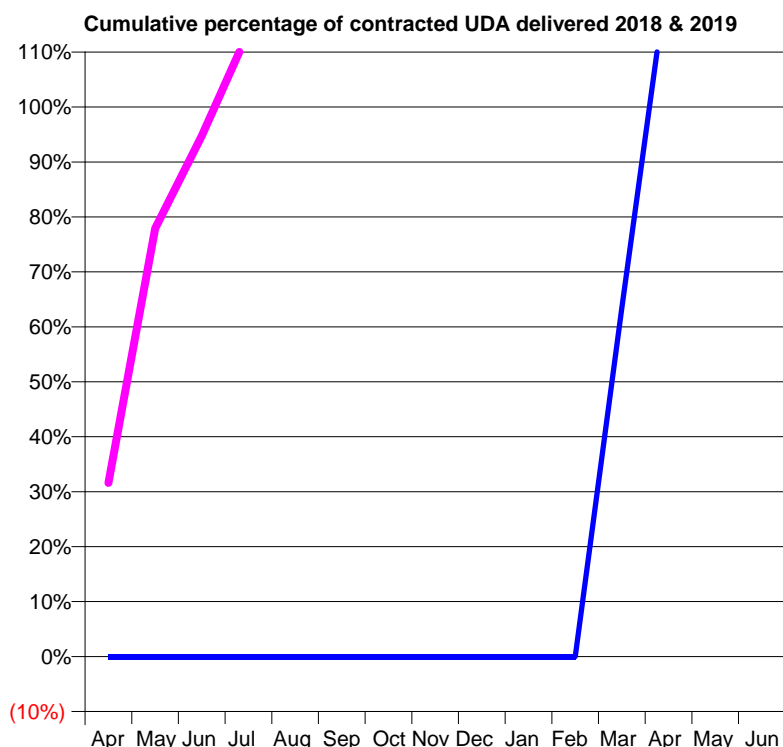
18/19 Contracted general activity (UDA)	95
Carry forward general activity (UDA)	0
18/19 Contracted orthodontic activity (UOA)	0
Carry forward orthodontic activity (UOA)	0
Baseline contract value	£4,551.48

### ACCESS\*

Patients seen in 24 months	Total	Change since previous quarter
Quarter ending March 2018	19	
Quarter ending June 2018	82	↑
Quarter ending September 2018	70	↓
Quarter ending December 2018	67	↓
Quarter ending March 2019	58	↓
<b>Variance since March 2018</b>	<b>205.3%</b>	<b>↑</b>



### ACTIVITY



Adjusted Scheduled Activity (UDA)		
Month	2018	2019
April	0	30
May	0	74
June	0	90
July	0	108
August	0	108
September	0	108
October	0	108
November	0	108
December	0	108
January	0	108
February	0	108
March	22	108
April	44	108
May	44	108
June	44	108

### QUALITY

	Quantity	Base Number	Contract	LHB	Wales
% of FP17s for the same patient ID Re-attending within 3 months - Children	0	5	0.0%	7.7%	10.8%
% of FP17s for the same patient ID Re-attending within 3 months - Adults	3	104	2.9%	13.1%	15.7%
% of FP17s for the same patient ID Re-attending between 3 & 9 months - Children	0	5	0.0%	59.0%	59.7%
% of FP17s for the same patient ID Re-attending between 3 & 9 months - Adults	0	104	0.0%	53.8%	55.5%
% of FP17s for Band 1 Urgent Courses	85	91	93.4%	8.4%	9.0%
% of FP17s Relating to Free Repair or Replacements	0	91	0.0%	0.7%	0.7%
% of FP17s Relating to Continuations	0	91	0.0%	0.7%	0.7%
% of Patients satisfied with the dentistry they have received	0	0	N/A	92.6%	92.4%
% of Patients satisfied with the time they had to wait for an appointment	0	0	N/A	86.6%	87.1%

\* This is based on patients treated on this contract for their most recent course of treatment.

Figures in italics indicate the base number of FP17s or Patient Questionnaire responses are less than 100. N/A is shown where the base number of responses is less than 10 during the period. % is calculated as Quantity/Base number\*100

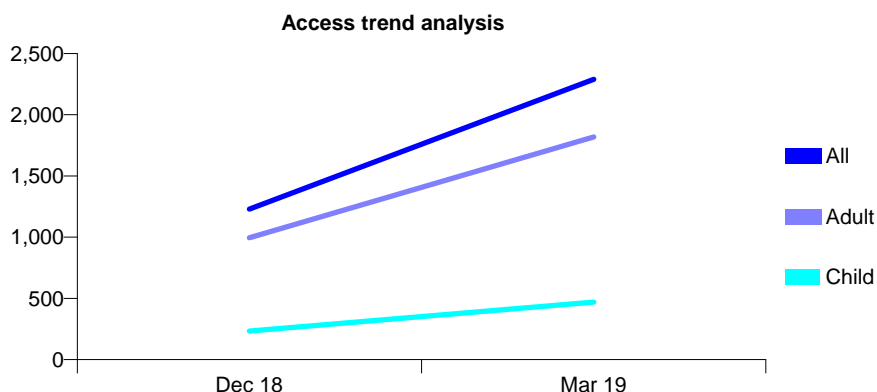
## 7A1 - Vital Signs At a Glance Contract Report for 100659/0000 - Year end March 2019

Name or company name	Coal & Diamond Ltd
Contract type name	GDS Contract
Purpose of contract	General
Contract start date	01/10/2018
Contract end date	

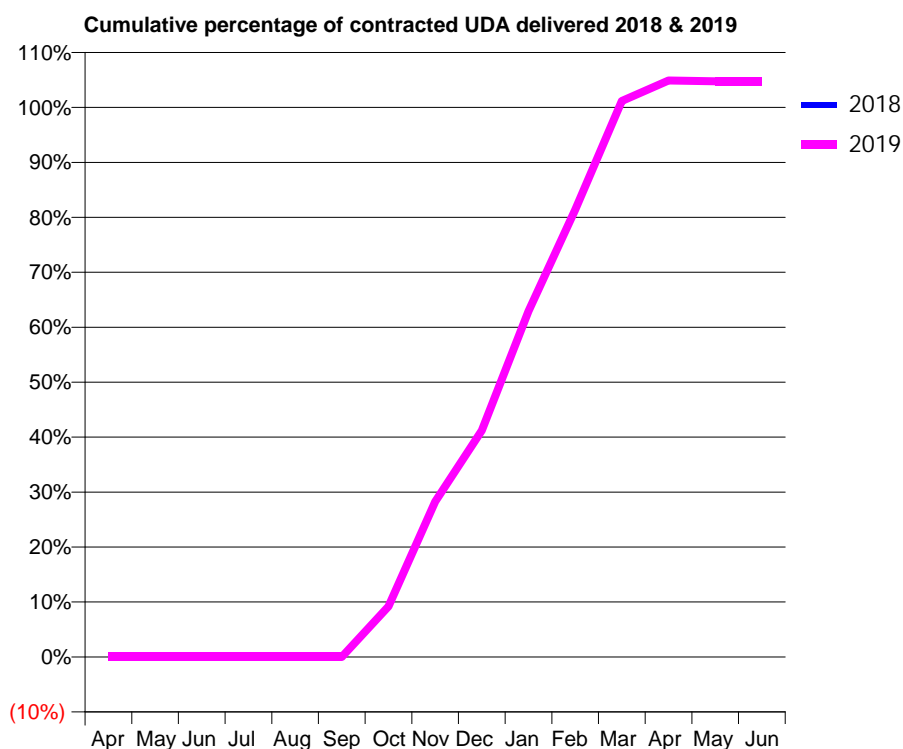
18/19 Contracted general activity (UDA)	9,000
Carry forward general activity (UDA)	0
18/19 Contracted orthodontic activity (UOA)	0
Carry forward orthodontic activity (UOA)	0
Baseline contract value	£240,481.80

### ACCESS\*

Patients seen in 24 months	Total	Change since previous quarter
Quarter ending March 2018	0	
Quarter ending June 2018	0	
Quarter ending September 2018	0	
Quarter ending December 2018	1,230	↑
Quarter ending March 2019	2,290	↑
Variance since March 2018	N/A	



### ACTIVITY



Adjusted Scheduled Activity (UDA)		
Month	2018	2019
April	0	0
May	0	0
June	0	0
July	0	0
August	0	0
September	0	0
October	0	829
November	0	2,546
December	0	3,709
January	0	5,663
February	0	7,327
March	0	9,104
April	0	9,440
May	0	9,427
June	0	9,427

### QUALITY

	Quantity	Base Number	Contract	LHB	Wales
% of FP17s for the same patient ID Re-attending within 3 months - Children	29	507	5.7%	7.7%	10.8%
% of FP17s for the same patient ID Re-attending within 3 months - Adults	287	2,201	13.0%	13.1%	15.7%
% of FP17s for the same patient ID Re-attending between 3 & 9 months - Children	13	507	2.6%	59.0%	59.7%
% of FP17s for the same patient ID Re-attending between 3 & 9 months - Adults	114	2,201	5.2%	53.8%	55.5%
% of FP17s for Band 1 Urgent Courses	275	2,848	9.7%	8.4%	9.0%
% of FP17s Relating to Free Repair or Replacements	11	2,848	0.4%	0.7%	0.7%
% of FP17s Relating to Continuations	9	2,848	0.3%	0.7%	0.7%
% of Patients satisfied with the dentistry they have received	11	11	100.0%	92.6%	92.4%
% of Patients satisfied with the time they had to wait for an appointment	11	11	100.0%	86.6%	87.1%

\* This is based on patients treated on this contract for their most recent course of treatment.

Figures in italics indicate the base number of FP17s or Patient Questionnaire responses are less than 100. N/A is shown where the base number of responses is less than 10 during the period. % is calculated as Quantity/Base number\*100

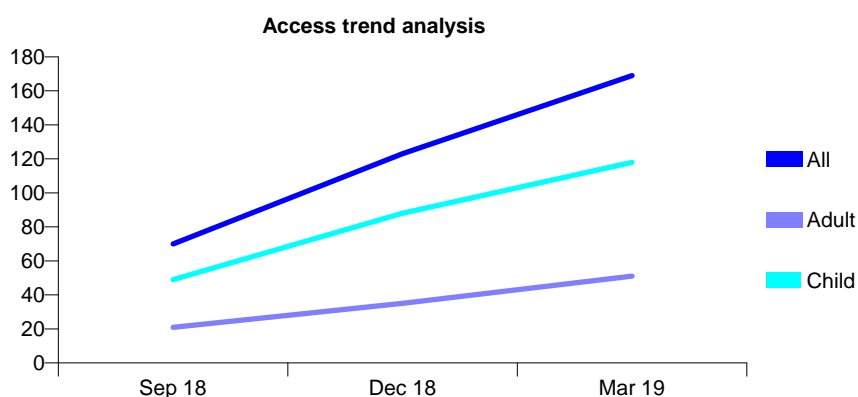
## 7A1 - Vital Signs At a Glance Contract Report for 100714/0000 - Year end March 2019

Name or company name	Estate of B V Owen
Contract type name	GDS Contract
Purpose of contract	General
Contract start date	14/05/2018
Contract end date	

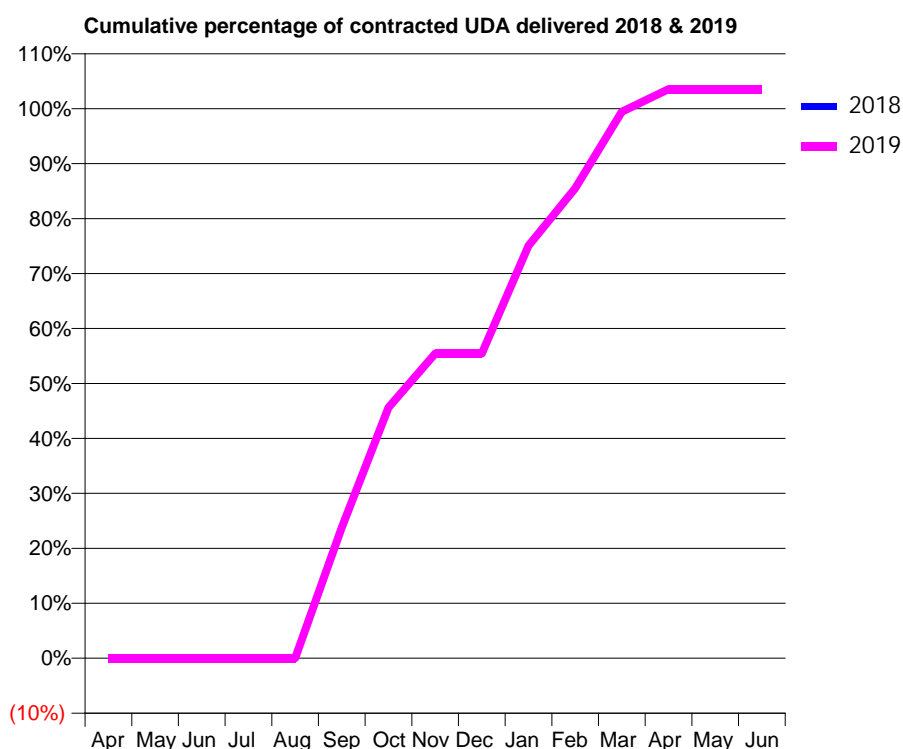
18/19 Contracted general activity (UDA)	316
Carry forward general activity (UDA)	0
18/19 Contracted orthodontic activity (UOA)	0
Carry forward orthodontic activity (UOA)	0
Baseline contract value	£8,155.26

### ACCESS\*

Patients seen in 24 months	Total	Change since previous quarter
Quarter ending March 2018	0	
Quarter ending June 2018	0	
Quarter ending September 2018	70	↑
Quarter ending December 2018	123	↑
Quarter ending March 2019	169	↑
Variance since March 2018	N/A	



### ACTIVITY



Adjusted Scheduled Activity (UDA)		
Month	2018	2019
April	0	0
May	0	0
June	0	0
July	0	0
August	0	0
September	0	75
October	0	144
November	0	175
December	0	175
January	0	237
February	0	270
March	0	314
April	0	327
May	0	327
June	0	327

### QUALITY

	Quantity	Base Number	Contract	LHB	Wales
% of FP17s for the same patient ID Re-attending within 3 months - Children	4	139	2.9%	7.7%	10.8%
% of FP17s for the same patient ID Re-attending within 3 months - Adults	5	57	8.8%	13.1%	15.7%
% of FP17s for the same patient ID Re-attending between 3 & 9 months - Children	7	139	5.0%	59.0%	59.7%
% of FP17s for the same patient ID Re-attending between 3 & 9 months - Adults	6	57	10.5%	53.8%	55.5%
% of FP17s for Band 1 Urgent Courses	1	198	0.5%	8.4%	9.0%
% of FP17s Relating to Free Repair or Replacements	0	198	0.0%	0.7%	0.7%
% of FP17s Relating to Continuations	2	198	1.0%	0.7%	0.7%
% of Patients satisfied with the dentistry they have received	1	1	N/A	92.6%	92.4%
% of Patients satisfied with the time they had to wait for an appointment	1	1	N/A	86.6%	87.1%

\* This is based on patients treated on this contract for their most recent course of treatment. Figures in italics indicate the base number of FP17s or Patient Questionnaire responses are less than 100. N/A is shown where the base number of responses is less than 10 during the period. % is calculated as Quantity/Base number\*100




## 7A1 - Vital Signs At a Glance Contract Report for 100930/0000 - Year end March 2019

Name or company name	Beauwood Dental Centre
Contract type name	GDS Contract
Purpose of contract	General
Contract start date	01/12/2018
Contract end date	

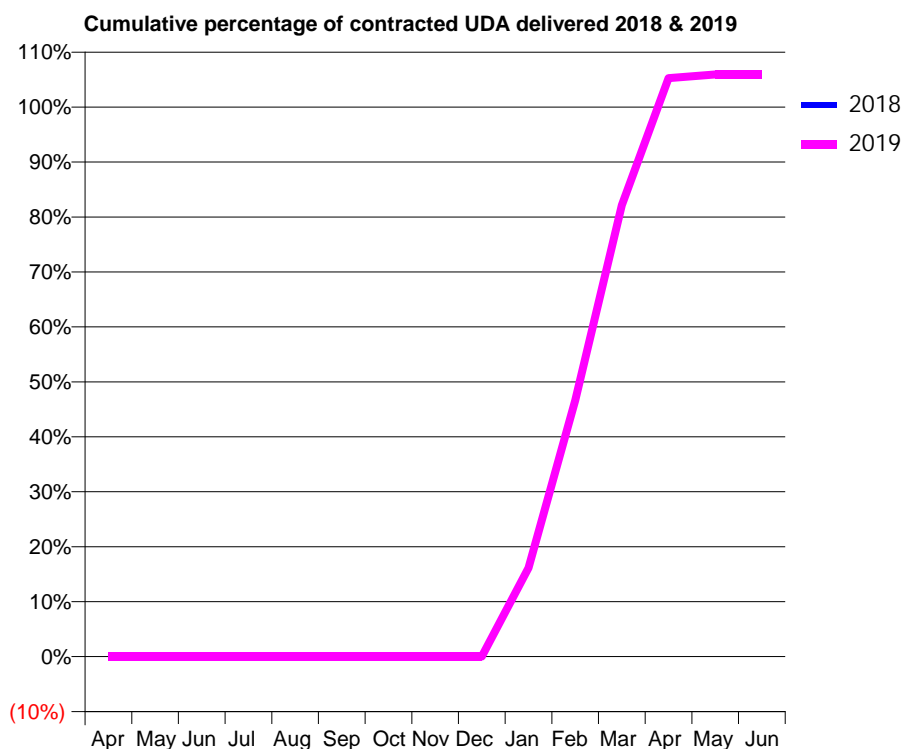
18/19 Contracted general activity (UDA)	2,000
Carry forward general activity (UDA)	0
18/19 Contracted orthodontic activity (UOA)	0
Carry forward orthodontic activity (UOA)	0
Baseline contract value	£50,300.00

### ACCESS\*

Patients seen in 24 months	Total	Change since previous quarter
Quarter ending March 2018	0	
Quarter ending June 2018	0	
Quarter ending September 2018	0	
Quarter ending December 2018	0	
Quarter ending March 2019	908	
Variance since March 2018	N/A	



### ACTIVITY



Adjusted Scheduled Activity (UDA)		
Month	2018	2019
April	0	0
May	0	0
June	0	0
July	0	0
August	0	0
September	0	0
October	0	0
November	0	0
December	0	0
January	0	444
February	0	1,283
March	0	2,259
April	0	2,894
May	0	2,913
June	0	2,913

### QUALITY

	Quantity	Base Number	Contract	LHB	Wales
% of FP17s for the same patient ID Re-attending within 3 months - Children	5	160	3.1%	7.7%	10.8%
% of FP17s for the same patient ID Re-attending within 3 months - Adults	30	635	4.7%	13.1%	15.7%
% of FP17s for the same patient ID Re-attending between 3 & 9 months - Children	1	160	0.6%	59.0%	59.7%
% of FP17s for the same patient ID Re-attending between 3 & 9 months - Adults	2	635	0.3%	53.8%	55.5%
% of FP17s for Band 1 Urgent Courses	47	988	4.8%	8.4%	9.0%
% of FP17s Relating to Free Repair or Replacements	0	988	0.0%	0.7%	0.7%
% of FP17s Relating to Continuations	0	988	0.0%	0.7%	0.7%
% of Patients satisfied with the dentistry they have received	3	3	N/A	92.6%	92.4%
% of Patients satisfied with the time they had to wait for an appointment	3	3	N/A	86.6%	87.1%

\* This is based on patients treated on this contract for their most recent course of treatment.  
 Figures in *italics* indicate the base number of FP17s or Patient Questionnaire responses are less than 100. N/A is shown where the base number of responses is less than 10 during the period. % is calculated as Quantity/Base number\*100

## 7A1 - Vital Signs At a Glance Contract Report for 100956/0000 - Year end March 2019


Name or company name	MR J SREERAM
Contract type name	PDS Contract
Purpose of contract	General
Contract start date	21/01/2019
Contract end date	31/12/2019

18/19 Contracted general activity (UDA)	27
Carry forward general activity (UDA)	0
18/19 Contracted orthodontic activity (UOA)	0
Carry forward orthodontic activity (UOA)	0
Baseline contract value	£4,684.38

### ACCESS\*

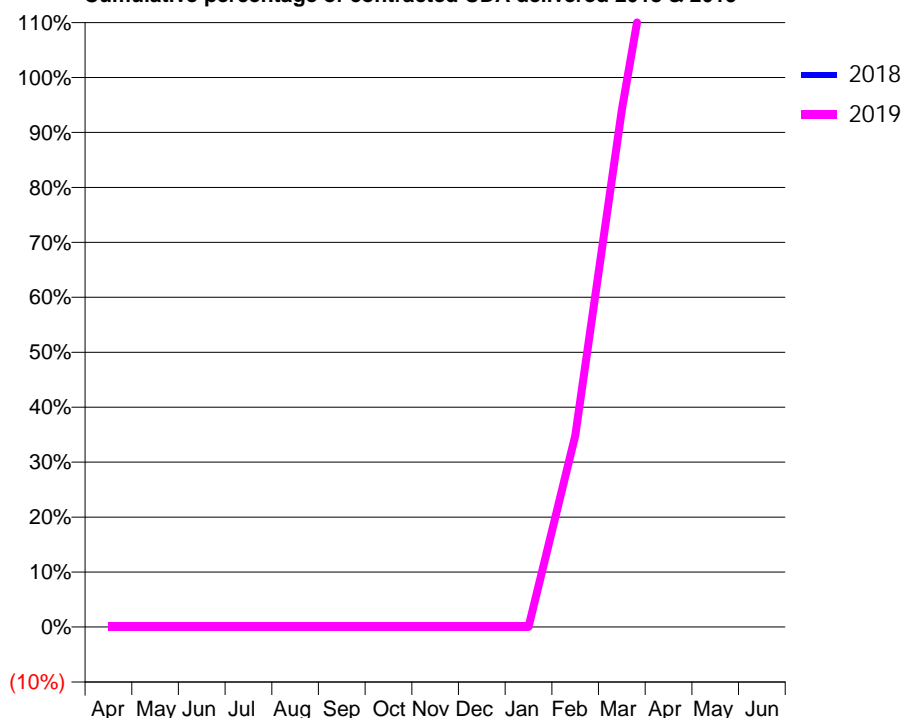
Patients seen in 24 months	Total	Change since previous quarter
Quarter ending March 2018	0	
Quarter ending June 2018	0	
Quarter ending September 2018	0	
Quarter ending December 2018	0	
Quarter ending March 2019	28	
Variance since March 2018	N/A	

### Access trend analysis



### ACTIVITY

#### Cumulative percentage of contracted UDA delivered 2018 & 2019



Adjusted Scheduled Activity (UDA)		
Month	2018	2019
April	0	0
May	0	0
June	0	0
July	0	0
August	0	0
September	0	0
October	0	0
November	0	0
December	0	0
January	0	0
February	0	9
March	0	25
April	0	39
May	0	39
June	0	39

### QUALITY

	Quantity	Base Number	Contract	LHB	Wales
% of FP17s for the same patient ID Re-attending within 3 months - Children	0	0	N/A	7.7%	10.8%
% of FP17s for the same patient ID Re-attending within 3 months - Adults	0	22	0.0%	13.1%	15.7%
% of FP17s for the same patient ID Re-attending between 3 & 9 months - Children	0	0	N/A	59.0%	59.7%
% of FP17s for the same patient ID Re-attending between 3 & 9 months - Adults	0	22	0.0%	53.8%	55.5%
% of FP17s for Band 1 Urgent Courses	28	33	84.8%	8.4%	9.0%
% of FP17s Relating to Free Repair or Replacements	0	33	0.0%	0.7%	0.7%
% of FP17s Relating to Continuations	0	33	0.0%	0.7%	0.7%
% of Patients satisfied with the dentistry they have received	0	0	N/A	92.6%	92.4%
% of Patients satisfied with the time they had to wait for an appointment	0	0	N/A	86.6%	87.1%

\* This is based on patients treated on this contract for their most recent course of treatment.

Figures in italics indicate the base number of FP17s or Patient Questionnaire responses are less than 100. N/A is shown where the base number of responses is less than 10 during the period. % is calculated as Quantity/Base number\*100

## 7A1 - Vital Signs At a Glance Contract Report for 100957/0000 - Year end March 2019


Name or company name	L Bester
Contract type name	PDS Contract
Purpose of contract	General
Contract start date	08/01/2019
Contract end date	31/12/2019

18/19 Contracted general activity (UDA)	35
Carry forward general activity (UDA)	0
18/19 Contracted orthodontic activity (UOA)	0
Carry forward orthodontic activity (UOA)	0
Baseline contract value	£5,739.44

### ACCESS\*

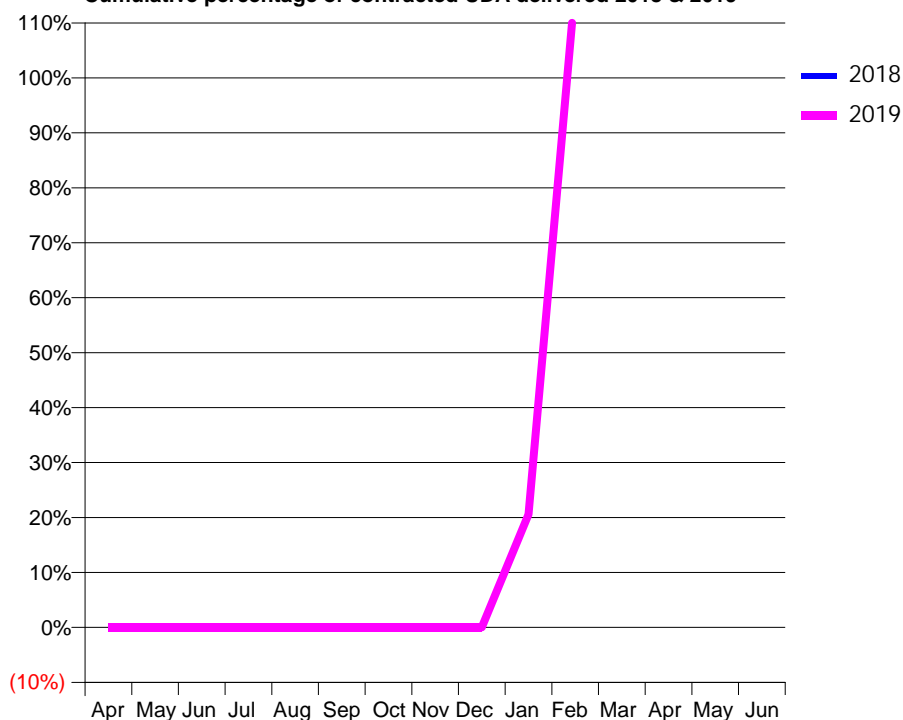
Patients seen in 24 months	Total	Change since previous quarter
Quarter ending March 2018	0	
Quarter ending June 2018	0	
Quarter ending September 2018	0	
Quarter ending December 2018	0	
Quarter ending March 2019	48	
Variance since March 2018	N/A	

### Access trend analysis



### ACTIVITY

Cumulative percentage of contracted UDA delivered 2018 & 2019



Adjusted Scheduled Activity (UDA)		
Month	2018	2019
April	0	0
May	0	0
June	0	0
July	0	0
August	0	0
September	0	0
October	0	0
November	0	0
December	0	0
January	0	7
February	0	41
March	0	77
April	0	83
May	0	83
June	0	83

### QUALITY

	Quantity	Base Number	Contract	LHB	Wales
% of FP17s for the same patient ID Re-attending within 3 months - Children	0	1	0.0%	7.7%	10.8%
% of FP17s for the same patient ID Re-attending within 3 months - Adults	2	63	3.2%	13.1%	15.7%
% of FP17s for the same patient ID Re-attending between 3 & 9 months - Children	0	1	0.0%	59.0%	59.7%
% of FP17s for the same patient ID Re-attending between 3 & 9 months - Adults	0	63	0.0%	53.8%	55.5%
% of FP17s for Band 1 Urgent Courses	68	69	98.6%	8.4%	9.0%
% of FP17s Relating to Free Repair or Replacements	0	69	0.0%	0.7%	0.7%
% of FP17s Relating to Continuations	0	69	0.0%	0.7%	0.7%
% of Patients satisfied with the dentistry they have received	1	1	N/A	92.6%	92.4%
% of Patients satisfied with the time they had to wait for an appointment	1	1	N/A	86.6%	87.1%

\* This is based on patients treated on this contract for their most recent course of treatment. Figures in italics indicate the base number of FP17s or Patient Questionnaire responses are less than 100. N/A is shown where the base number of responses is less than 10 during the period. % is calculated as Quantity/Base number\*100

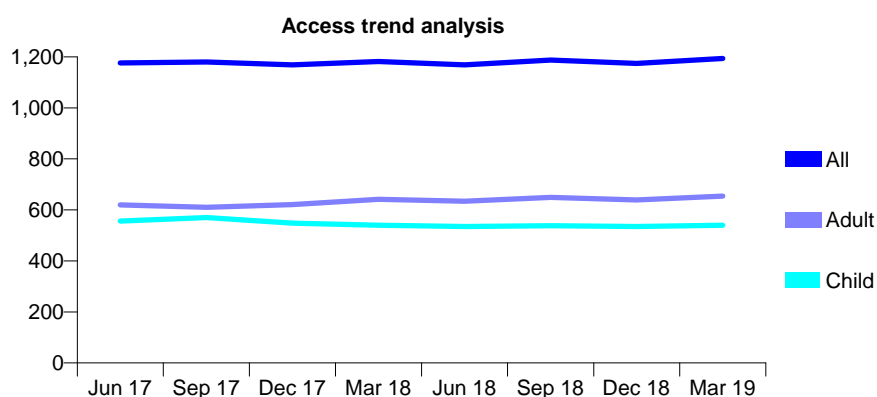
## 7A1 - Vital Signs At a Glance Contract Report for 101281/0086 - Year end March 2019

Name or company name	OASIS DENTAL CARE LTD
Contract type name	GDS Contract
Purpose of contract	General
Contract start date	01/04/2006
Contract end date	

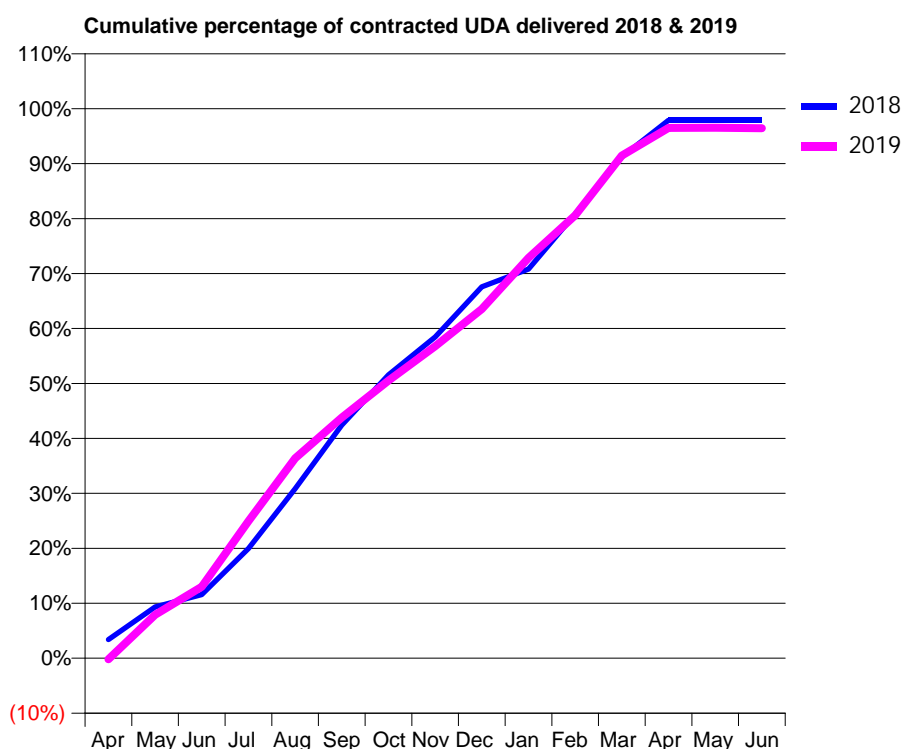
18/19 Contracted general activity (UDA)	3,000
Carry forward general activity (UDA)	63
18/19 Contracted orthodontic activity (UOA)	0
Carry forward orthodontic activity (UOA)	0
Baseline contract value	£75,233.20

### ACCESS\*

Patients seen in 24 months	Total	Change since previous quarter
Quarter ending March 2018	1,182	
Quarter ending June 2018	1,169	↓
Quarter ending September 2018	1,187	→
Quarter ending December 2018	1,174	↓
Quarter ending March 2019	1,194	→
<b>Variance since March 2018</b>	<b>1.0%</b>	<b>→</b>



### ACTIVITY



Adjusted Scheduled Activity (UDA)		
Month	2018	2019
April	102	-6
May	280	237
June	347	390
July	599	749
August	926	1,092
September	1,273	1,314
October	1,546	1,515
November	1,754	1,703
December	2,027	1,907
January	2,124	2,186
February	2,425	2,418
March	2,737	2,744
April	2,937	2,895
May	2,937	2,896
June	2,937	2,893

### QUALITY

	Quantity	Base Number	Contract	LHB	Wales
% of FP17s for the same patient ID Re-attending within 3 months - Children	63	952	6.6%	7.7%	10.8%
% of FP17s for the same patient ID Re-attending within 3 months - Adults	146	966	15.1%	13.1%	15.7%
% of FP17s for the same patient ID Re-attending between 3 & 9 months - Children	664	952	69.7%	59.0%	59.7%
% of FP17s for the same patient ID Re-attending between 3 & 9 months - Adults	590	966	61.1%	53.8%	55.5%
% of FP17s for Band 1 Urgent Courses	108	1,901	5.7%	8.4%	9.0%
% of FP17s Relating to Free Repair or Replacements	2	1,901	0.1%	0.7%	0.7%
% of FP17s Relating to Continuations	5	1,901	0.3%	0.7%	0.7%
% of Patients satisfied with the dentistry they have received	5	5	N/A	92.6%	92.4%
% of Patients satisfied with the time they had to wait for an appointment	5	5	N/A	86.6%	87.1%

\* This is based on patients treated on this contract for their most recent course of treatment.

Figures in italics indicate the base number of FP17s or Patient Questionnaire responses are less than 100. N/A is shown where the base number of responses is less than 10 during the period. % is calculated as Quantity/Base number\*100

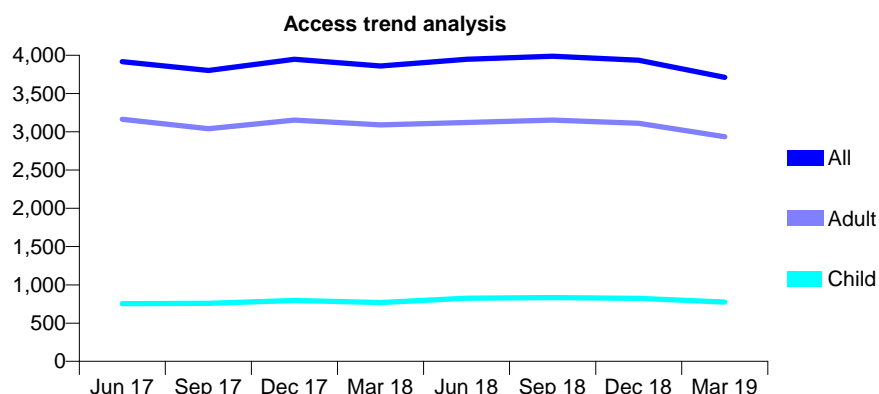
## 7A1 - Vital Signs At a Glance Contract Report for 101281/0116 - Year end March 2019

Name or company name	OASIS DENTAL CARE LTD
Contract type name	GDS Contract
Purpose of contract	General
Contract start date	01/04/2006
Contract end date	

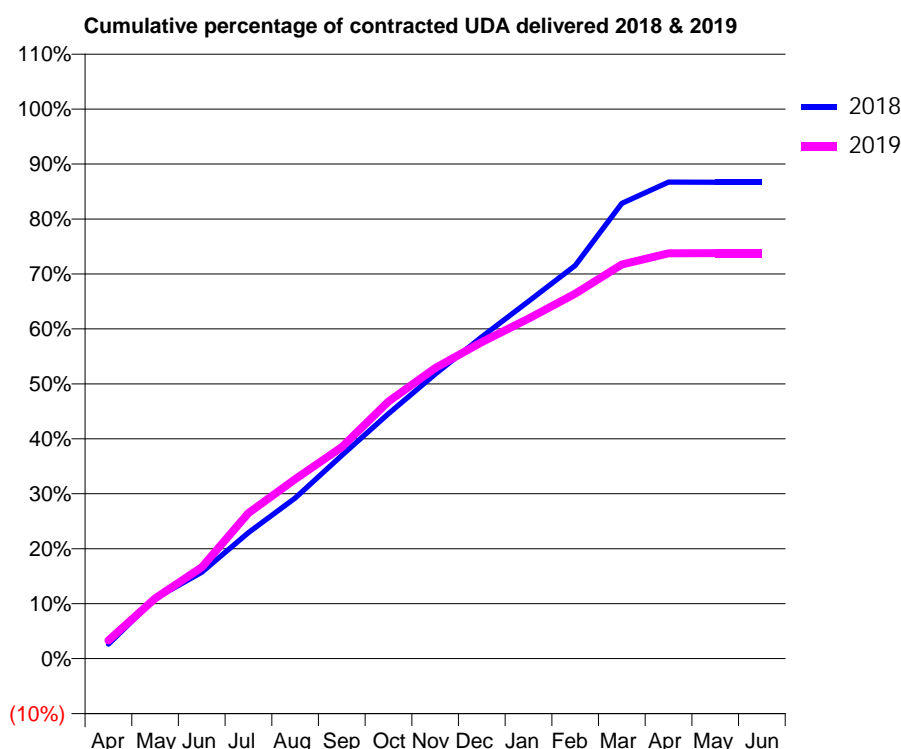
18/19 Contracted general activity (UDA)	15,000
Carry forward general activity (UDA)	0
18/19 Contracted orthodontic activity (UOA)	0
Carry forward orthodontic activity (UOA)	0
Baseline contract value	£368,221.81

### ACCESS\*

Patients seen in 24 months	Total	Change since previous quarter
Quarter ending March 2018	3,860	
Quarter ending June 2018	3,948	↑
Quarter ending September 2018	3,987	→
Quarter ending December 2018	3,934	↓
Quarter ending March 2019	3,711	↓
<b>Variance since March 2018</b>	<b>(3.9%)</b>	<b>↓</b>



### ACTIVITY



Adjusted Scheduled Activity (UDA)		
Month	2018	2019
April	354	496
May	1,476	1,643
June	2,121	2,493
July	3,097	3,972
August	3,946	4,897
September	4,991	5,772
October	6,016	7,015
November	6,991	7,928
December	7,902	8,639
January	8,778	9,279
February	9,658	9,962
March	11,182	10,758
April	11,706	11,064
May	11,703	11,067
June	11,702	11,067

### QUALITY

	Quantity	Base Number	Contract	LHB	Wales
% of FP17s for the same patient ID Re-attending within 3 months - Children	53	925	5.7%	7.7%	10.8%
% of FP17s for the same patient ID Re-attending within 3 months - Adults	579	4,057	14.3%	13.1%	15.7%
% of FP17s for the same patient ID Re-attending between 3 & 9 months - Children	414	925	44.8%	59.0%	59.7%
% of FP17s for the same patient ID Re-attending between 3 & 9 months - Adults	2,289	4,057	56.4%	53.8%	55.5%
% of FP17s for Band 1 Urgent Courses	504	4,919	10.2%	8.4%	9.0%
% of FP17s Relating to Free Repair or Replacements	51	4,919	1.0%	0.7%	0.7%
% of FP17s Relating to Continuations	84	4,919	1.7%	0.7%	0.7%
% of Patients satisfied with the dentistry they have received	3	4	N/A	92.6%	92.4%
% of Patients satisfied with the time they had to wait for an appointment	3	4	N/A	86.6%	87.1%

\* This is based on patients treated on this contract for their most recent course of treatment.  
 Figures in *italics* indicate the base number of FP17s or Patient Questionnaire responses are less than 100. N/A is shown where the base number of responses is less than 10 during the period. % is calculated as Quantity/Base number\*100

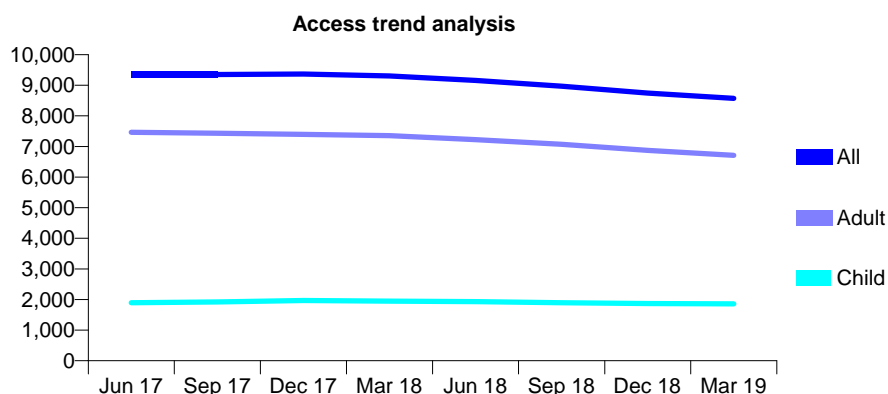
## 7A1 - Vital Signs At a Glance Contract Report for 101281/0133 - Year end March 2019

Name or company name	OASIS DENTAL CARE LTD
Contract type name	GDS Contract
Purpose of contract	General
Contract start date	01/04/2006
Contract end date	

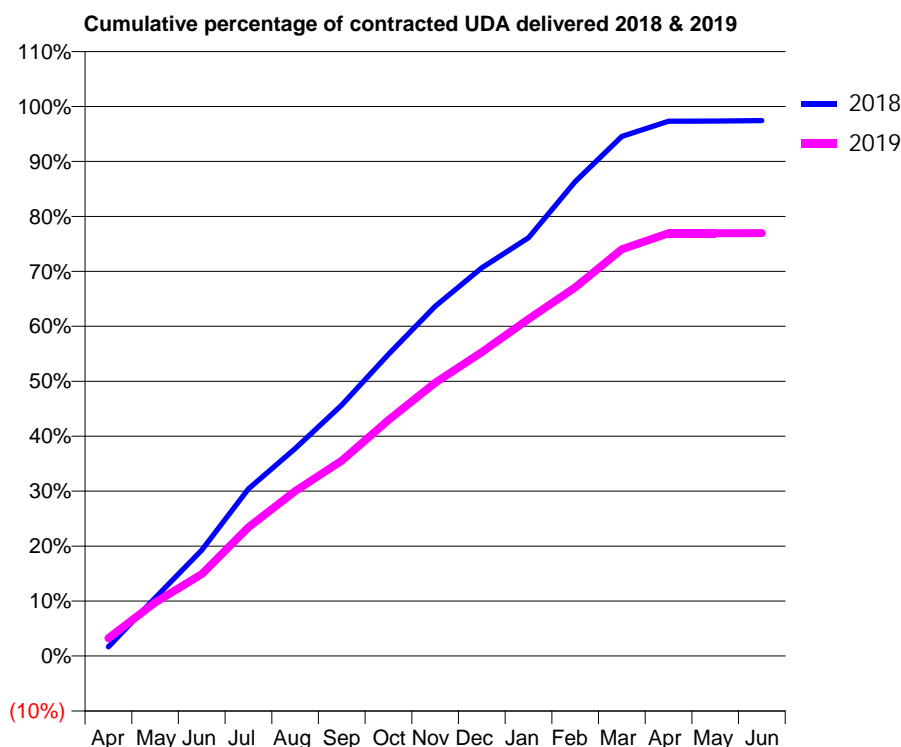
18/19 Contracted general activity (UDA)	33,740
Carry forward general activity (UDA)	84
18/19 Contracted orthodontic activity (UOA)	0
Carry forward orthodontic activity (UOA)	0
Baseline contract value	£829,659.11

### ACCESS\*

Patients seen in 24 months	Total	Change since previous quarter
Quarter ending March 2018	9,303	
Quarter ending June 2018	9,156	↓
Quarter ending September 2018	8,971	↓
Quarter ending December 2018	8,746	↓
Quarter ending March 2019	8,571	↓
<b>Variance since March 2018</b>	<b>(7.9%)</b>	<b>↓</b>



### ACTIVITY



Adjusted Scheduled Activity (UDA)		
Month	2018	2019
April	567	1,103
May	3,572	3,285
June	6,503	5,025
July	10,265	7,903
August	12,734	10,128
September	15,417	11,995
October	18,526	14,490
November	21,471	16,779
December	23,832	18,653
January	25,684	20,689
February	29,131	22,632
March	31,903	24,966
April	32,840	25,953
May	32,844	25,958
June	32,872	25,965

### QUALITY

	Quantity	Base Number	Contract	LHB	Wales
% of FP17s for the same patient ID Re-attending within 3 months - Children	117	2,340	5.0%	7.7%	10.8%
% of FP17s for the same patient ID Re-attending within 3 months - Adults	1,135	8,944	12.7%	13.1%	15.7%
% of FP17s for the same patient ID Re-attending between 3 & 9 months - Children	1,222	2,340	52.2%	59.0%	59.7%
% of FP17s for the same patient ID Re-attending between 3 & 9 months - Adults	4,963	8,944	55.5%	53.8%	55.5%
% of FP17s for Band 1 Urgent Courses	653	11,253	5.8%	8.4%	9.0%
% of FP17s Relating to Free Repair or Replacements	99	11,253	0.9%	0.7%	0.7%
% of FP17s Relating to Continuations	170	11,253	1.5%	0.7%	0.7%
% of Patients satisfied with the dentistry they have received	13	14	92.9%	92.6%	92.4%
% of Patients satisfied with the time they had to wait for an appointment	12	14	85.7%	86.6%	87.1%

\* This is based on patients treated on this contract for their most recent course of treatment.

Figures in italics indicate the base number of FP17s or Patient Questionnaire responses are less than 100. N/A is shown where the base number of responses is less than 10 during the period. % is calculated as Quantity/Base number\*100

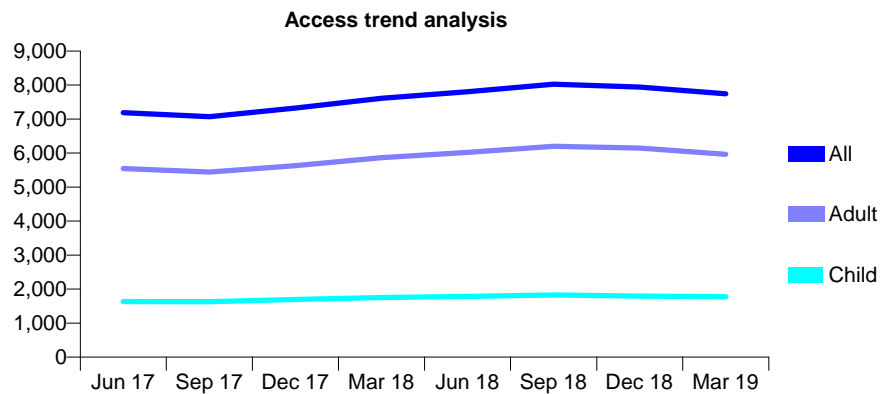
## 7A1 - Vital Signs At a Glance Contract Report for 101281/0144 - Year end March 2019

Name or company name	OASIS DENTAL CARE LTD
Contract type name	GDS Contract
Purpose of contract	General
Contract start date	01/04/2006
Contract end date	

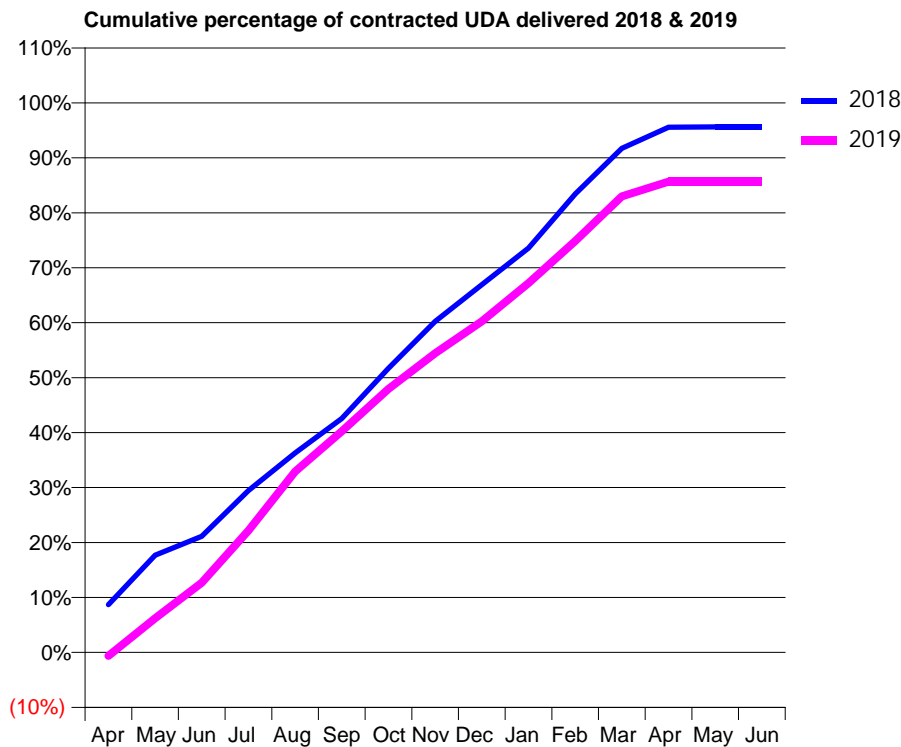
18/19 Contracted general activity (UDA)	24,126
Carry forward general activity (UDA)	1,057
18/19 Contracted orthodontic activity (UOA)	0
Carry forward orthodontic activity (UOA)	0
Baseline contract value	£593,252.98

### ACCESS\*

Patients seen in 24 months	Total	Change since previous quarter
Quarter ending March 2018	7,614	
Quarter ending June 2018	7,806	↑
Quarter ending September 2018	8,026	↑
Quarter ending December 2018	7,939	↓
Quarter ending March 2019	7,743	↓
<b>Variance since March 2018</b>	<b>1.7%</b>	→



### ACTIVITY



Adjusted Scheduled Activity (UDA)		
Month	2018	2019
April	2,097	-157
May	4,273	1,501
June	5,099	3,058
July	7,104	5,346
August	8,763	7,940
September	10,273	9,708
October	12,473	11,564
November	14,533	13,136
December	16,146	14,535
January	17,754	16,215
February	20,123	18,059
March	22,127	20,022
April	23,054	20,669
May	23,068	20,672
June	23,069	20,670

### QUALITY

	Quantity	Base Number	Contract	LHB	Wales
% of FP17s for the same patient ID Re-attending within 3 months - Children	119	2,272	5.2%	7.7%	10.8%
% of FP17s for the same patient ID Re-attending within 3 months - Adults	1,005	8,621	11.7%	13.1%	15.7%
% of FP17s for the same patient ID Re-attending between 3 & 9 months - Children	1,277	2,272	56.2%	59.0%	59.7%
% of FP17s for the same patient ID Re-attending between 3 & 9 months - Adults	5,272	8,621	61.2%	53.8%	55.5%
% of FP17s for Band 1 Urgent Courses	588	10,741	5.5%	8.4%	9.0%
% of FP17s Relating to Free Repair or Replacements	104	10,741	1.0%	0.7%	0.7%
% of FP17s Relating to Continuations	77	10,741	0.7%	0.7%	0.7%
% of Patients satisfied with the dentistry they have received	10	10	100.0%	92.6%	92.4%
% of Patients satisfied with the time they had to wait for an appointment	9	10	90.0%	86.6%	87.1%

\* This is based on patients treated on this contract for their most recent course of treatment.

Figures in italics indicate the base number of FP17s or Patient Questionnaire responses are less than 100. N/A is shown where the base number of responses is less than 10 during the period. % is calculated as Quantity/Base number\*100



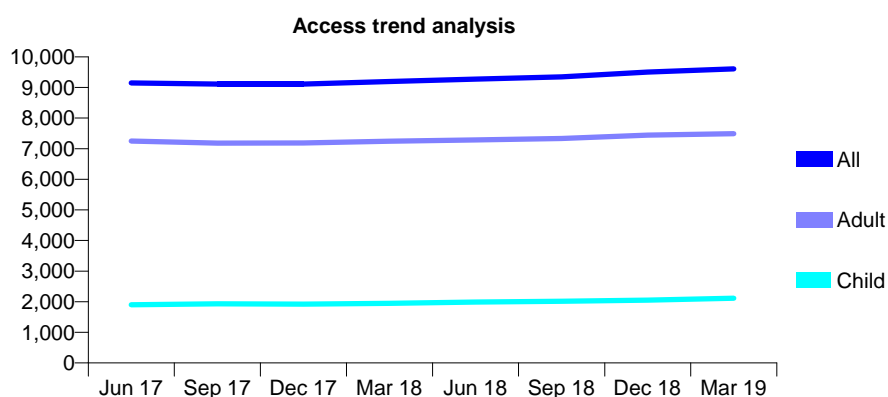
## 7A1 - Vital Signs At a Glance Contract Report for 101281/0152 - Year end March 2019

Name or company name	OASIS DENTAL CARE LTD
Contract type name	GDS Contract
Purpose of contract	General
Contract start date	01/04/2006
Contract end date	

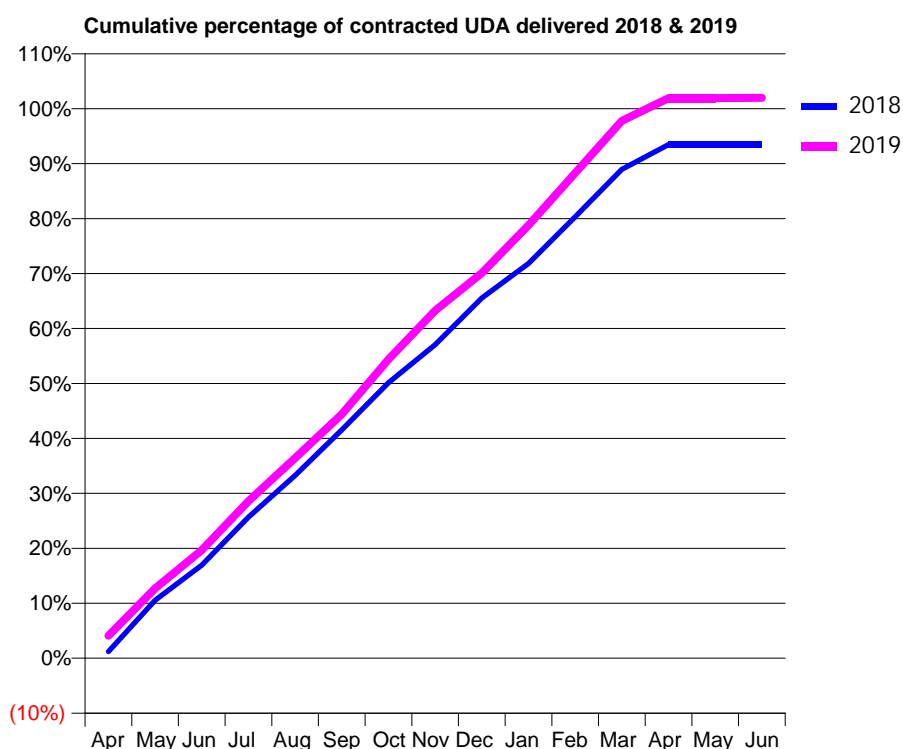
18/19 Contracted general activity (UDA)	25,000
Carry forward general activity (UDA)	0
18/19 Contracted orthodontic activity (UOA)	0
Carry forward orthodontic activity (UOA)	0
Baseline contract value	£614,744.45

### ACCESS\*

Patients seen in 24 months	Total	Change since previous quarter
Quarter ending March 2018	9,196	
Quarter ending June 2018	9,274	→
Quarter ending September 2018	9,350	→
Quarter ending December 2018	9,501	→
Quarter ending March 2019	9,608	→
<b>Variance since March 2018</b>	<b>4.5%</b>	<b>↑</b>



### ACTIVITY



Adjusted Scheduled Activity (UDA)		
Month	2018	2019
April	301	1,022
May	2,644	3,184
June	4,229	4,916
July	6,413	7,147
August	8,323	9,118
September	10,389	11,099
October	12,533	13,597
November	14,265	15,817
December	16,384	17,520
January	17,961	19,697
February	20,082	22,078
March	22,239	24,448
April	23,367	25,477
May	23,368	25,478
June	23,368	25,490

### QUALITY

	Quantity	Base Number	Contract	LHB	Wales
% of FP17s for the same patient ID Re-attending within 3 months - Children	223	3,246	6.9%	7.7%	10.8%
% of FP17s for the same patient ID Re-attending within 3 months - Adults	1,539	11,037	13.9%	13.1%	15.7%
% of FP17s for the same patient ID Re-attending between 3 & 9 months - Children	1,877	3,246	57.8%	59.0%	59.7%
% of FP17s for the same patient ID Re-attending between 3 & 9 months - Adults	5,246	11,037	47.5%	53.8%	55.5%
% of FP17s for Band 1 Urgent Courses	1,122	14,245	7.9%	8.4%	9.0%
% of FP17s Relating to Free Repair or Replacements	89	14,245	0.6%	0.7%	0.7%
% of FP17s Relating to Continuations	169	14,245	1.2%	0.7%	0.7%
% of Patients satisfied with the dentistry they have received	12	14	85.7%	92.6%	92.4%
% of Patients satisfied with the time they had to wait for an appointment	11	14	78.6%	86.6%	87.1%

\* This is based on patients treated on this contract for their most recent course of treatment. Figures in italics indicate the base number of FP17s or Patient Questionnaire responses are less than 100. N/A is shown where the base number of responses is less than 10 during the period. % is calculated as Quantity/Base number\*100



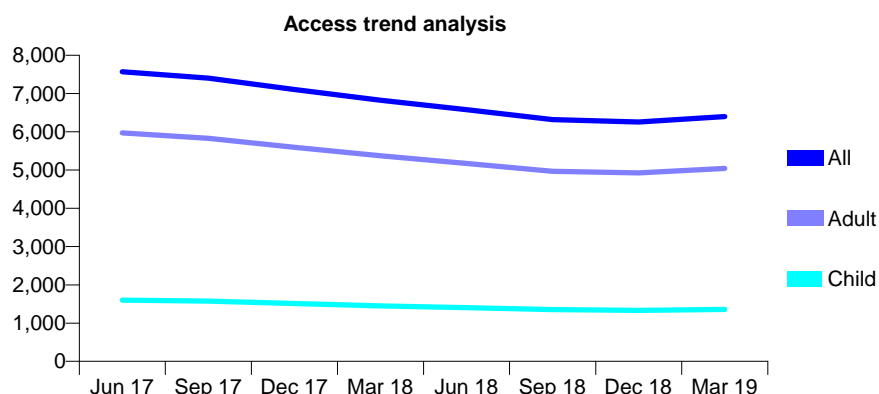
## 7A1 - Vital Signs At a Glance Contract Report for 101281/0153 - Year end March 2019

Name or company name	OASIS DENTAL CARE LTD
Contract type name	GDS Contract
Purpose of contract	General
Contract start date	01/04/2006
Contract end date	

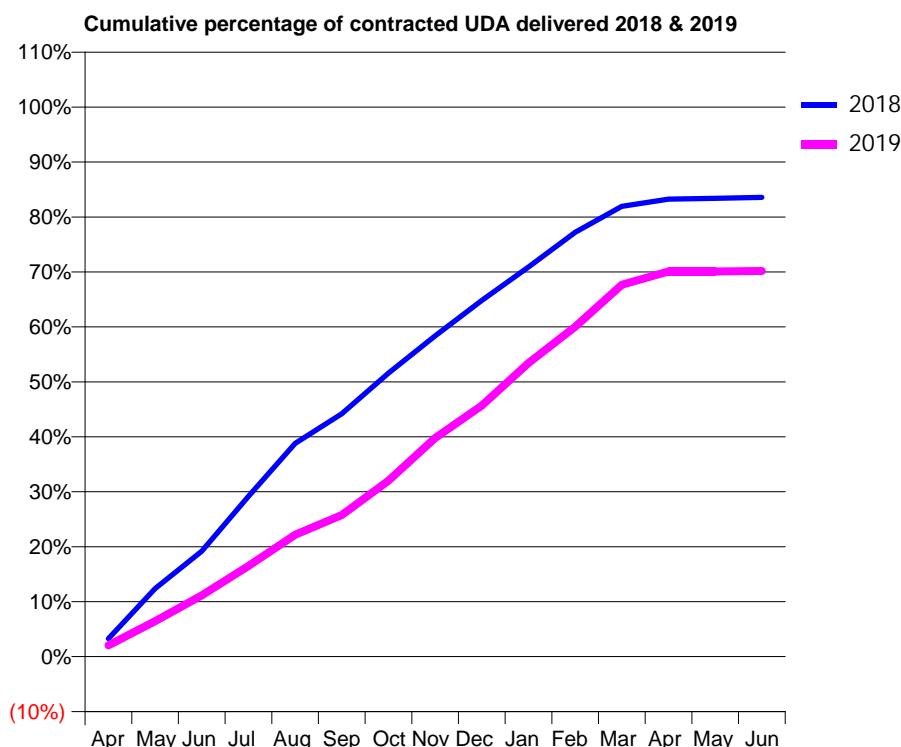
18/19 Contracted general activity (UDA)	27,508
Carry forward general activity (UDA)	0
18/19 Contracted orthodontic activity (UOA)	0
Carry forward orthodontic activity (UOA)	0
Baseline contract value	£676,415.60

### ACCESS\*

Patients seen in 24 months	Total	Change since previous quarter
Quarter ending March 2018	6,824	
Quarter ending June 2018	6,575	↓
Quarter ending September 2018	6,318	↓
Quarter ending December 2018	6,257	→
Quarter ending March 2019	6,399	↑
<b>Variance since March 2018</b>	<b>(6.2%)</b>	<b>↓</b>



### ACTIVITY



Adjusted Scheduled Activity (UDA)		
Month	2018	2019
April	901	567
May	3,405	1,776
June	5,278	3,069
July	8,024	4,536
August	10,678	6,102
September	12,158	7,084
October	14,195	8,810
November	16,060	10,952
December	17,828	12,565
January	19,500	14,694
February	21,238	16,510
March	22,536	18,617
April	22,902	19,283
May	22,940	19,284
June	22,985	19,304

### QUALITY

	Quantity	Base Number	Contract	LHB	Wales
% of FP17s for the same patient ID Re-attending within 3 months - Children	114	1,825	6.2%	7.7%	10.8%
% of FP17s for the same patient ID Re-attending within 3 months - Adults	1,007	7,249	13.9%	13.1%	15.7%
% of FP17s for the same patient ID Re-attending between 3 & 9 months - Children	941	1,825	51.6%	59.0%	59.7%
% of FP17s for the same patient ID Re-attending between 3 & 9 months - Adults	3,898	7,249	53.8%	53.8%	55.5%
% of FP17s for Band 1 Urgent Courses	698	9,149	7.6%	8.4%	9.0%
% of FP17s Relating to Free Repair or Replacements	111	9,149	1.2%	0.7%	0.7%
% of FP17s Relating to Continuations	143	9,149	1.6%	0.7%	0.7%
% of Patients satisfied with the dentistry they have received	14	15	93.3%	92.6%	92.4%
% of Patients satisfied with the time they had to wait for an appointment	11	15	73.3%	86.6%	87.1%

\* This is based on patients treated on this contract for their most recent course of treatment.  
 Figures in *italics* indicate the base number of FP17s or Patient Questionnaire responses are less than 100. N/A is shown where the base number of responses is less than 10 during the period. % is calculated as Quantity/Base number\*100

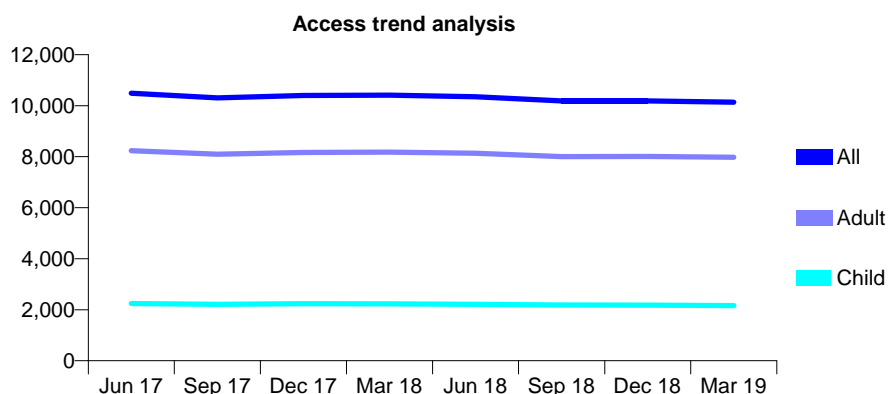
## 7A1 - Vital Signs At a Glance Contract Report for 101281/0154 - Year end March 2019

Name or company name	OASIS DENTAL CARE LTD
Contract type name	GDS Contract
Purpose of contract	General
Contract start date	01/04/2006
Contract end date	

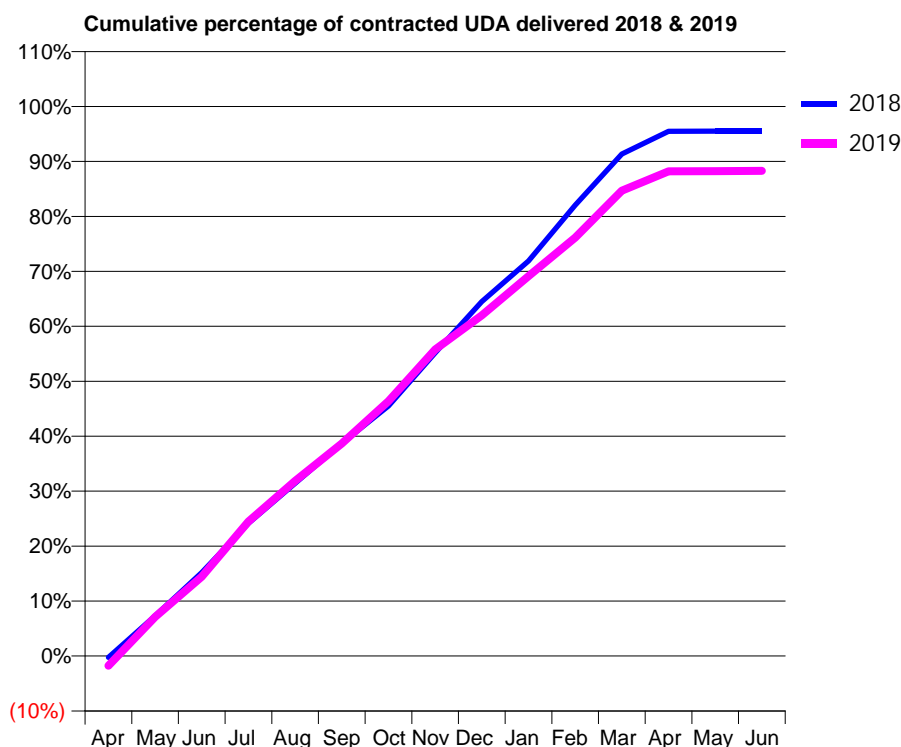
18/19 Contracted general activity (UDA)	35,277
Carry forward general activity (UDA)	1,585
18/19 Contracted orthodontic activity (UOA)	0
Carry forward orthodontic activity (UOA)	0
Baseline contract value	£867,453.60

### ACCESS\*

Patients seen in 24 months	Total	Change since previous quarter
Quarter ending March 2018	10,412	
Quarter ending June 2018	10,349	→
Quarter ending September 2018	10,190	↓
Quarter ending December 2018	10,190	→
Quarter ending March 2019	10,138	→
<b>Variance since March 2018</b>	<b>(2.6%)</b>	<b>↓</b>



### ACTIVITY



Adjusted Scheduled Activity (UDA)		
Month	2018	2019
April	-87	-625
May	2,587	2,515
June	5,356	5,090
July	8,521	8,634
August	11,094	11,241
September	13,648	13,642
October	16,057	16,364
November	19,466	19,679
December	22,753	21,870
January	25,363	24,384
February	28,947	26,856
March	32,222	29,869
April	33,680	31,110
May	33,688	31,123
June	33,692	31,137

### QUALITY

	Quantity	Base Number	Contract	LHB	Wales
% of FP17s for the same patient ID Re-attending within 3 months - Children	219	3,390	6.5%	7.7%	10.8%
% of FP17s for the same patient ID Re-attending within 3 months - Adults	1,878	12,755	14.7%	13.1%	15.7%
% of FP17s for the same patient ID Re-attending between 3 & 9 months - Children	2,237	3,390	66.0%	59.0%	59.7%
% of FP17s for the same patient ID Re-attending between 3 & 9 months - Adults	8,158	12,755	64.0%	53.8%	55.5%
% of FP17s for Band 1 Urgent Courses	1,233	16,059	7.7%	8.4%	9.0%
% of FP17s Relating to Free Repair or Replacements	185	16,059	1.2%	0.7%	0.7%
% of FP17s Relating to Continuations	216	16,059	1.3%	0.7%	0.7%
% of Patients satisfied with the dentistry they have received	26	27	96.3%	92.6%	92.4%
% of Patients satisfied with the time they had to wait for an appointment	22	27	81.5%	86.6%	87.1%

\* This is based on patients treated on this contract for their most recent course of treatment.

Figures in italics indicate the base number of FP17s or Patient Questionnaire responses are less than 100. N/A is shown where the base number of responses is less than 10 during the period. % is calculated as Quantity/Base number\*100

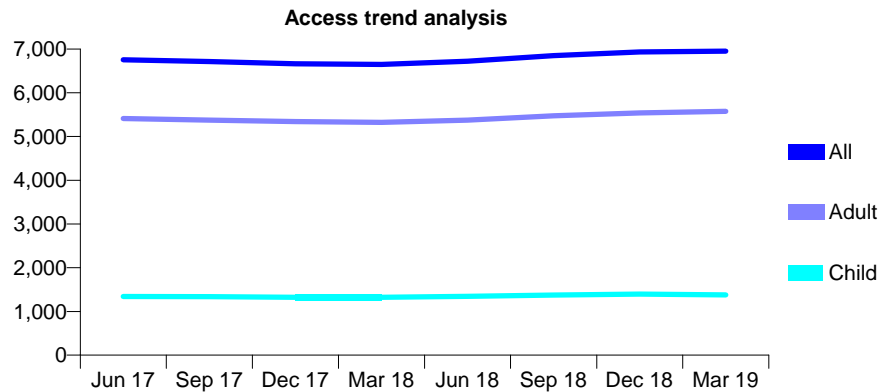
## 7A1 - Vital Signs At a Glance Contract Report for 101281/0156 - Year end March 2019

Name or company name	OASIS DENTAL CARE LTD
Contract type name	GDS Contract
Purpose of contract	General
Contract start date	01/04/2006
Contract end date	

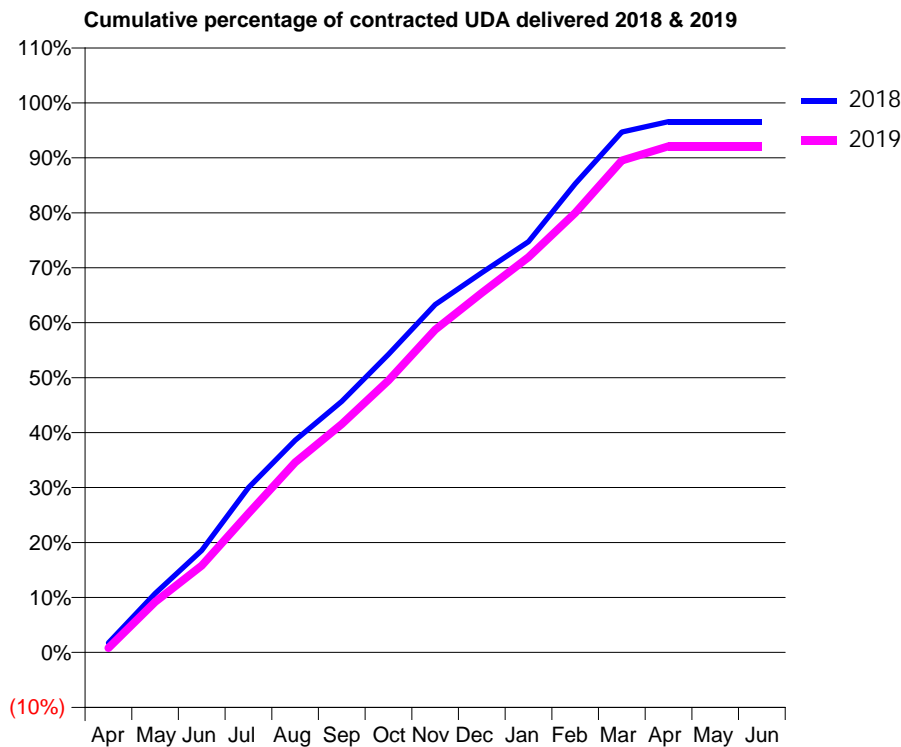
18/19 Contracted general activity (UDA)	25,000
Carry forward general activity (UDA)	853
18/19 Contracted orthodontic activity (UOA)	0
Carry forward orthodontic activity (UOA)	0
Baseline contract value	£614,744.45

### ACCESS\*

Patients seen in 24 months	Total	Change since previous quarter
Quarter ending March 2018	6,647	
Quarter ending June 2018	6,722	→
Quarter ending September 2018	6,848	→
Quarter ending December 2018	6,935	→
Quarter ending March 2019	6,954	→
<b>Variance since March 2018</b>	<b>4.6%</b>	<b>↑</b>



### ACTIVITY



Adjusted Scheduled Activity (UDA)		
Month	2018	2019
April	436	205
May	2,683	2,296
June	4,643	3,952
July	7,496	6,323
August	9,646	8,646
September	11,421	10,380
October	13,560	12,371
November	15,825	14,687
December	17,272	16,360
January	18,690	17,977
February	21,319	19,995
March	23,676	22,377
April	24,147	23,029
May	24,147	23,029
June	24,147	23,029

### QUALITY

	Quantity	Base Number	Contract	LHB	Wales
% of FP17s for the same patient ID Re-attending within 3 months - Children	119	2,332	5.1%	7.7%	10.8%
% of FP17s for the same patient ID Re-attending within 3 months - Adults	1,682	10,881	15.5%	13.1%	15.7%
% of FP17s for the same patient ID Re-attending between 3 & 9 months - Children	1,620	2,332	69.5%	59.0%	59.7%
% of FP17s for the same patient ID Re-attending between 3 & 9 months - Adults	7,288	10,881	67.0%	53.8%	55.5%
% of FP17s for Band 1 Urgent Courses	1,387	13,225	10.5%	8.4%	9.0%
% of FP17s Relating to Free Repair or Replacements	111	13,225	0.8%	0.7%	0.7%
% of FP17s Relating to Continuations	122	13,225	0.9%	0.7%	0.7%
% of Patients satisfied with the dentistry they have received	19	19	100.0%	92.6%	92.4%
% of Patients satisfied with the time they had to wait for an appointment	19	19	100.0%	86.6%	87.1%

\* This is based on patients treated on this contract for their most recent course of treatment. Figures in italics indicate the base number of FP17s or Patient Questionnaire responses are less than 100. N/A is shown where the base number of responses is less than 10 during the period. % is calculated as Quantity/Base number\*100

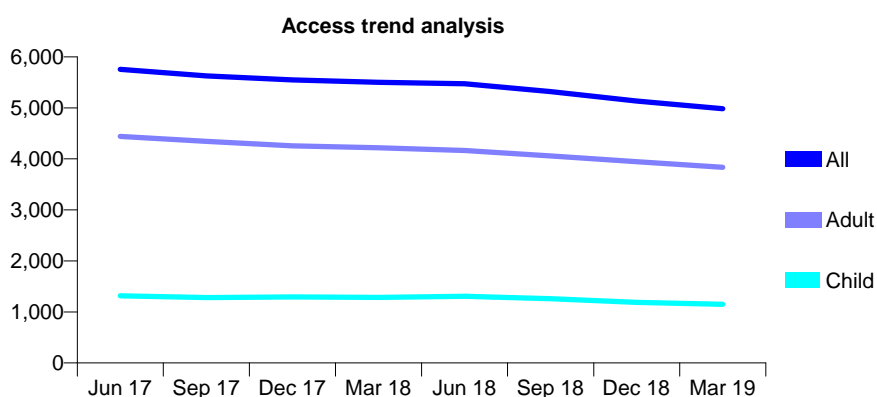
## 7A1 - Vital Signs At a Glance Contract Report for 101281/0157 - Year end March 2019

Name or company name	OASIS DENTAL CARE LTD
Contract type name	GDS Contract
Purpose of contract	General
Contract start date	01/05/2006
Contract end date	

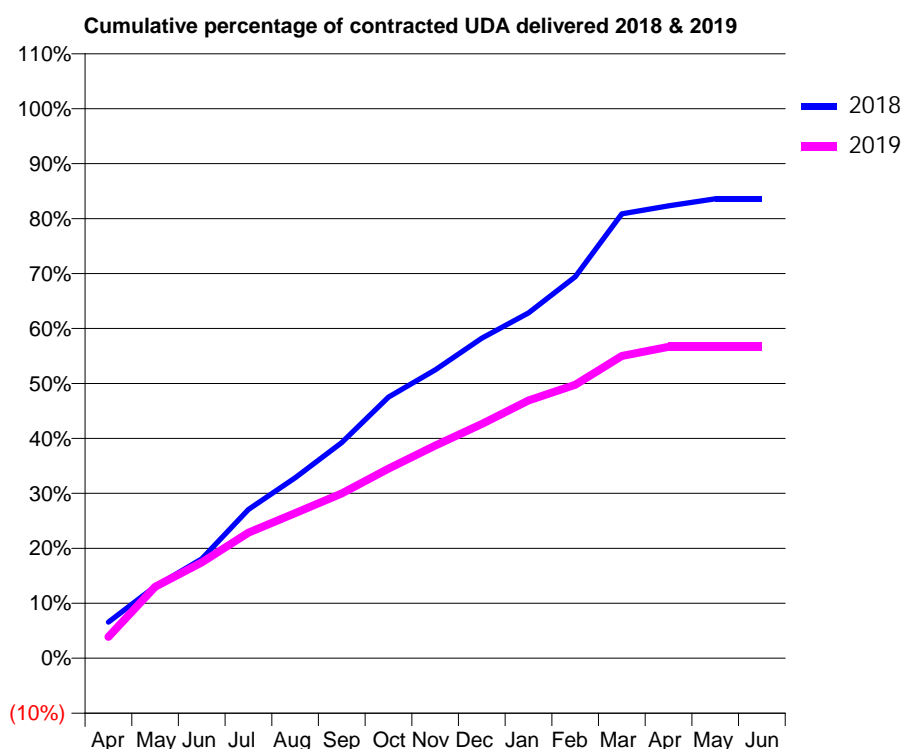
18/19 Contracted general activity (UDA)	20,000
Carry forward general activity (UDA)	0
18/19 Contracted orthodontic activity (UOA)	0
Carry forward orthodontic activity (UOA)	0
Baseline contract value	£491,795.56

### ACCESS\*

Patients seen in 24 months	Total	Change since previous quarter
Quarter ending March 2018	5,503	
Quarter ending June 2018	5,473	→
Quarter ending September 2018	5,318	↓
Quarter ending December 2018	5,134	↓
Quarter ending March 2019	4,985	↓
<b>Variance since March 2018</b>	<b>(9.4%)</b>	<b>↓</b>



### ACTIVITY



Adjusted Scheduled Activity (UDA)		
Month	2018	2019
April	1,313	777
May	2,615	2,601
June	3,611	3,485
July	5,414	4,567
August	6,568	5,280
September	7,851	5,996
October	9,504	6,900
November	10,495	7,741
December	11,646	8,527
January	12,566	9,379
February	13,884	9,954
March	16,171	11,000
April	16,466	11,329
May	16,718	11,329
June	16,718	11,329

### QUALITY

	Quantity	Base Number	Contract	LHB	Wales
% of FP17s for the same patient ID Re-attending within 3 months - Children	57	1,205	4.7%	7.7%	10.8%
% of FP17s for the same patient ID Re-attending within 3 months - Adults	534	4,039	13.2%	13.1%	15.7%
% of FP17s for the same patient ID Re-attending between 3 & 9 months - Children	640	1,205	53.1%	59.0%	59.7%
% of FP17s for the same patient ID Re-attending between 3 & 9 months - Adults	1,756	4,039	43.5%	53.8%	55.5%
% of FP17s for Band 1 Urgent Courses	395	5,126	7.7%	8.4%	9.0%
% of FP17s Relating to Free Repair or Replacements	4	5,126	0.1%	0.7%	0.7%
% of FP17s Relating to Continuations	89	5,126	1.7%	0.7%	0.7%
% of Patients satisfied with the dentistry they have received	7	8	N/A	92.6%	92.4%
% of Patients satisfied with the time they had to wait for an appointment	6	8	N/A	86.6%	87.1%

\* This is based on patients treated on this contract for their most recent course of treatment. Figures in italics indicate the base number of FP17s or Patient Questionnaire responses are less than 100. N/A is shown where the base number of responses is less than 10 during the period. % is calculated as Quantity/Base number\*100

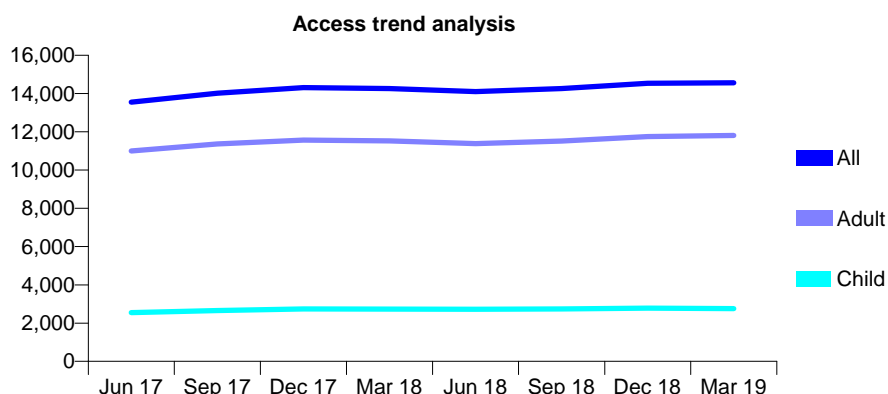
## 7A1 - Vital Signs At a Glance Contract Report for 101338/0037 - Year end March 2019

Name or company name	Whitecross Dental Care Limited
Contract type name	GDS Contract
Purpose of contract	General
Contract start date	01/04/2006
Contract end date	

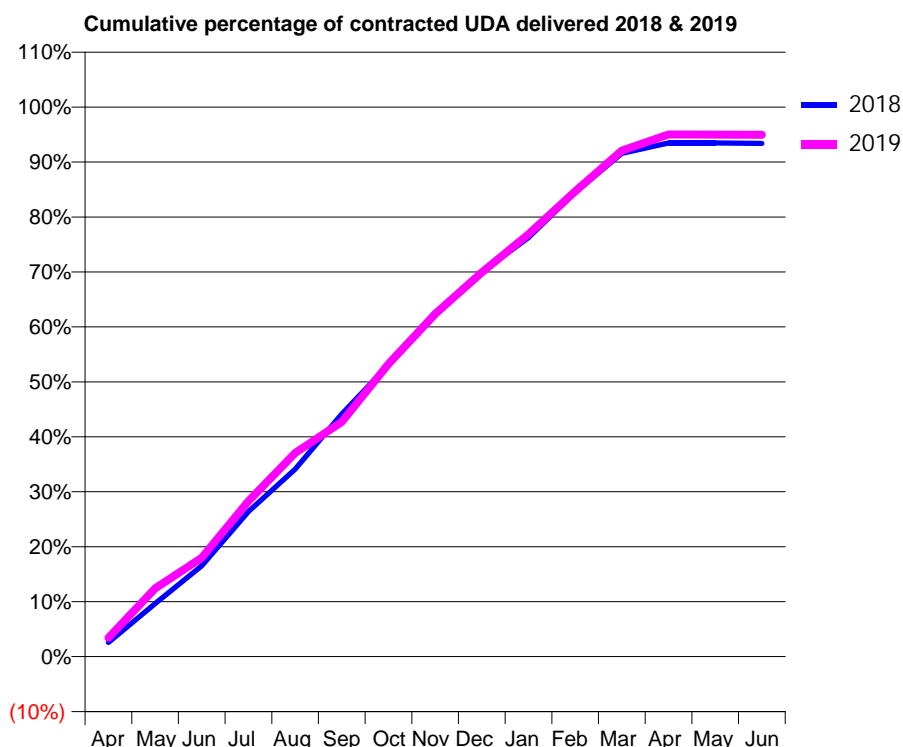
18/19 Contracted general activity (UDA)	44,600
Carry forward general activity (UDA)	0
18/19 Contracted orthodontic activity (UOA)	0
Carry forward orthodontic activity (UOA)	0
Baseline contract value	£1,264,180.84

### ACCESS\*

Patients seen in 24 months	Total	Change since previous quarter
Quarter ending March 2018	14,258	
Quarter ending June 2018	14,103	↓
Quarter ending September 2018	14,258	→
Quarter ending December 2018	14,529	→
Quarter ending March 2019	14,560	→
<b>Variance since March 2018</b>	<b>2.1%</b>	<b>↑</b>



### ACTIVITY



Adjusted Scheduled Activity (UDA)		
Month	2018	2019
April	1,257	1,531
May	4,697	5,538
June	8,051	8,030
July	12,855	12,617
August	16,618	16,529
September	21,483	19,055
October	25,853	23,750
November	30,218	27,822
December	34,071	31,174
January	37,139	34,277
February	41,146	37,771
March	44,586	41,062
April	45,516	42,383
May	45,508	42,355
June	45,480	42,343

### QUALITY

	Quantity	Base Number	Contract	LHB	Wales
% of FP17s for the same patient ID Re-attending within 3 months - Children	73	3,554	2.1%	7.7%	10.8%
% of FP17s for the same patient ID Re-attending within 3 months - Adults	1,024	16,042	6.4%	13.1%	15.7%
% of FP17s for the same patient ID Re-attending between 3 & 9 months - Children	2,128	3,554	59.9%	59.0%	59.7%
% of FP17s for the same patient ID Re-attending between 3 & 9 months - Adults	10,223	16,042	63.7%	53.8%	55.5%
% of FP17s for Band 1 Urgent Courses	483	19,776	2.4%	8.4%	9.0%
% of FP17s Relating to Free Repair or Replacements	127	19,776	0.6%	0.7%	0.7%
% of FP17s Relating to Continuations	134	19,776	0.7%	0.7%	0.7%
% of Patients satisfied with the dentistry they have received	35	41	85.4%	92.6%	92.4%
% of Patients satisfied with the time they had to wait for an appointment	32	41	78.0%	86.6%	87.1%

\* This is based on patients treated on this contract for their most recent course of treatment.  
 Figures in *italics* indicate the base number of FP17s or Patient Questionnaire responses are less than 100. N/A is shown where the base number of responses is less than 10 during the period. % is calculated as Quantity/Base number\*100

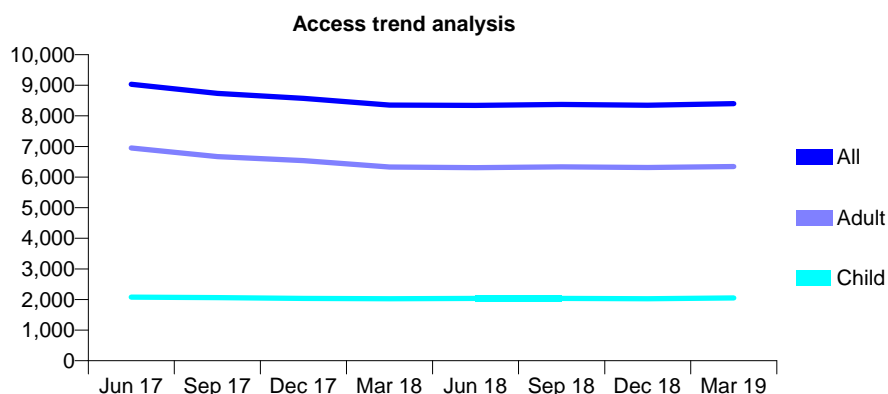
## 7A1 - Vital Signs At a Glance Contract Report for 101338/0041 - Year end March 2019

Name or company name	Whitecross Dental Care Limited
Contract type name	GDS Contract
Purpose of contract	General
Contract start date	01/04/2006
Contract end date	

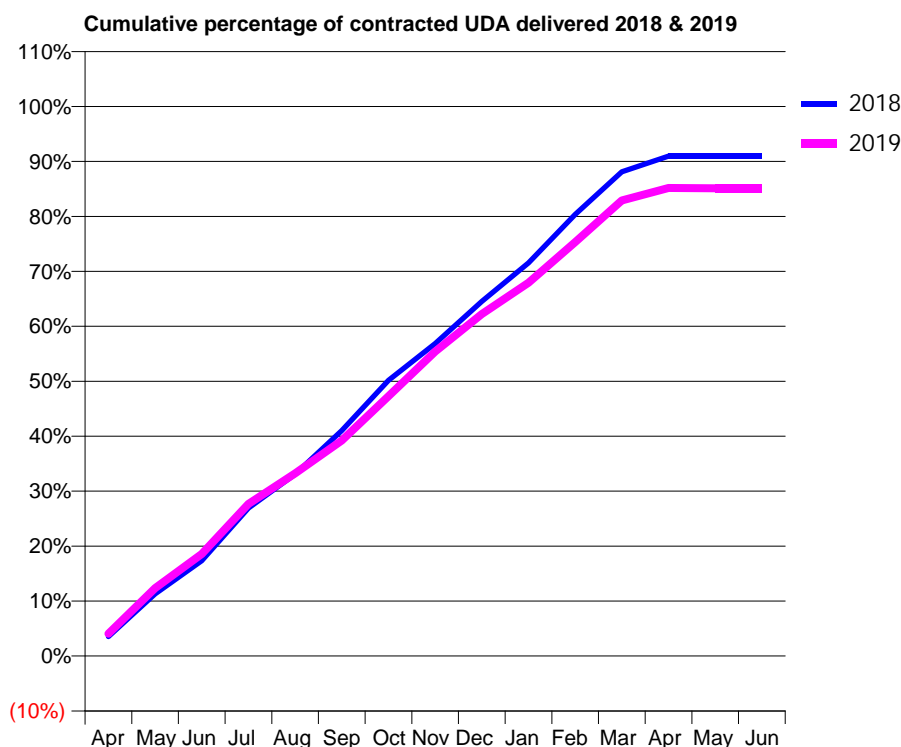
18/19 Contracted general activity (UDA)	27,000
Carry forward general activity (UDA)	0
18/19 Contracted orthodontic activity (UOA)	0
Carry forward orthodontic activity (UOA)	0
Baseline contract value	£664,284.73

### ACCESS\*

Patients seen in 24 months	Total	Change since previous quarter
Quarter ending March 2018	8,357	
Quarter ending June 2018	8,342	→
Quarter ending September 2018	8,373	→
Quarter ending December 2018	8,347	→
Quarter ending March 2019	8,397	→
<b>Variance since March 2018</b>	<b>0.5%</b>	<b>→</b>



### ACTIVITY



Adjusted Scheduled Activity (UDA)		
Month	2018	2019
April	835	1,097
May	2,660	3,341
June	4,074	5,018
July	6,325	7,473
August	7,776	8,980
September	9,642	10,586
October	11,789	12,768
November	13,363	14,959
December	15,158	16,802
January	16,807	18,345
February	18,887	20,342
March	20,704	22,382
April	21,376	22,997
May	21,376	22,983
June	21,376	22,983

### QUALITY

	Quantity	Base Number	Contract	LHB	Wales
% of FP17s for the same patient ID Re-attending within 3 months - Children	128	2,511	5.1%	7.7%	10.8%
% of FP17s for the same patient ID Re-attending within 3 months - Adults	879	7,967	11.0%	13.1%	15.7%
% of FP17s for the same patient ID Re-attending between 3 & 9 months - Children	1,272	2,511	50.7%	59.0%	59.7%
% of FP17s for the same patient ID Re-attending between 3 & 9 months - Adults	3,854	7,967	48.4%	53.8%	55.5%
% of FP17s for Band 1 Urgent Courses	808	10,427	7.7%	8.4%	9.0%
% of FP17s Relating to Free Repair or Replacements	74	10,427	0.7%	0.7%	0.7%
% of FP17s Relating to Continuations	82	10,427	0.8%	0.7%	0.7%
% of Patients satisfied with the dentistry they have received	15	15	100.0%	92.6%	92.4%
% of Patients satisfied with the time they had to wait for an appointment	14	15	93.3%	86.6%	87.1%

\* This is based on patients treated on this contract for their most recent course of treatment.

Figures in italics indicate the base number of FP17s or Patient Questionnaire responses are less than 100. N/A is shown where the base number of responses is less than 10 during the period. % is calculated as Quantity/Base number\*100

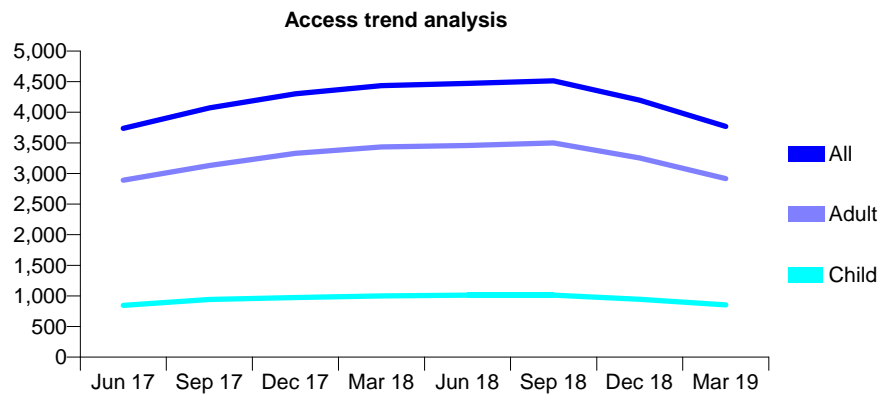
## 7A1 - Vital Signs At a Glance Contract Report for 101338/0146 - Year end March 2019

Name or company name	Whitecross Dental Care Limited
Contract type name	GDS Contract
Purpose of contract	General
Contract start date	01/02/2013
Contract end date	31/12/2018

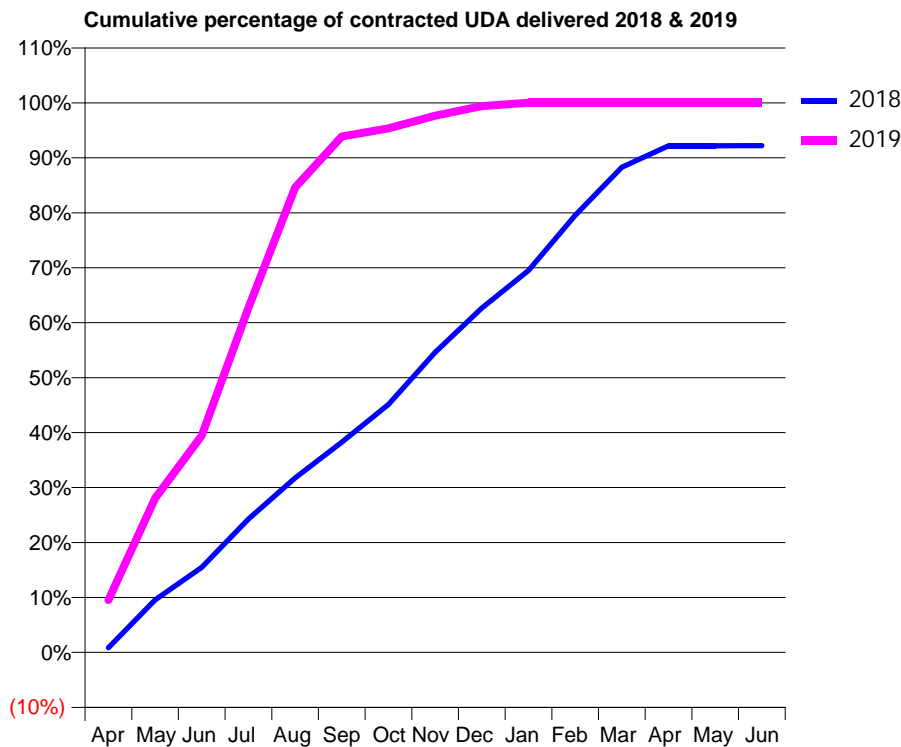
18/19 Contracted general activity (UDA)	11,250
Carry forward general activity (UDA)	0
18/19 Contracted orthodontic activity (UOA)	0
Carry forward orthodontic activity (UOA)	0
Baseline contract value	£290,825.01

### ACCESS\*

Patients seen in 24 months	Total	Change since previous quarter
Quarter ending March 2018	4,435	
Quarter ending June 2018	4,471	→
Quarter ending September 2018	4,514	→
Quarter ending December 2018	4,198	↓
Quarter ending March 2019	3,768	↓
<b>Variance since March 2018</b>	<b>(15.0%)</b>	<b>↓</b>



### ACTIVITY



Adjusted Scheduled Activity (UDA)		
Month	2018	2019
April	128	659
May	1,435	1,936
June	2,322	2,722
July	3,641	4,328
August	4,763	5,839
September	5,740	6,478
October	6,767	6,579
November	8,193	6,738
December	9,396	6,859
January	10,422	6,900
February	11,931	6,900
March	13,245	6,900
April	13,828	6,900
May	13,828	6,900
June	13,829	6,900

### QUALITY

	Quantity	Base Number	Contract	LHB	Wales
% of FP17s for the same patient ID Re-attending within 3 months - Children	45	790	5.7%	7.7%	10.8%
% of FP17s for the same patient ID Re-attending within 3 months - Adults	276	2,645	10.4%	13.1%	15.7%
% of FP17s for the same patient ID Re-attending between 3 & 9 months - Children	429	790	54.3%	59.0%	59.7%
% of FP17s for the same patient ID Re-attending between 3 & 9 months - Adults	1,422	2,645	53.8%	53.8%	55.5%
% of FP17s for Band 1 Urgent Courses	297	3,196	9.3%	8.4%	9.0%
% of FP17s Relating to Free Repair or Replacements	17	3,196	0.5%	0.7%	0.7%
% of FP17s Relating to Continuations	37	3,196	1.2%	0.7%	0.7%
% of Patients satisfied with the dentistry they have received	3	3	N/A	92.6%	92.4%
% of Patients satisfied with the time they had to wait for an appointment	1	3	N/A	86.6%	87.1%

\* This is based on patients treated on this contract for their most recent course of treatment. Figures in italics indicate the base number of FP17s or Patient Questionnaire responses are less than 100. N/A is shown where the base number of responses is less than 10 during the period. % is calculated as Quantity/Base number\*100



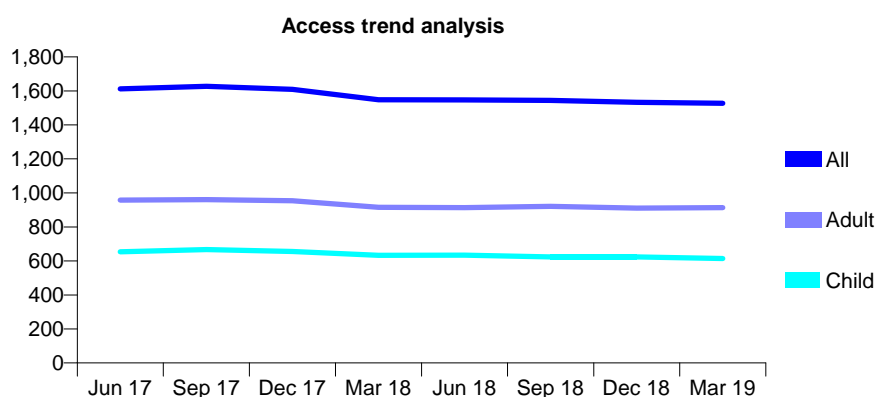
## 7A1 - Vital Signs At a Glance Contract Report for 102865/0001 - Year end March 2019

Name or company name	C Hancock & DI Jones
Contract type name	GDS Contract
Purpose of contract	General
Contract start date	01/07/2013
Contract end date	

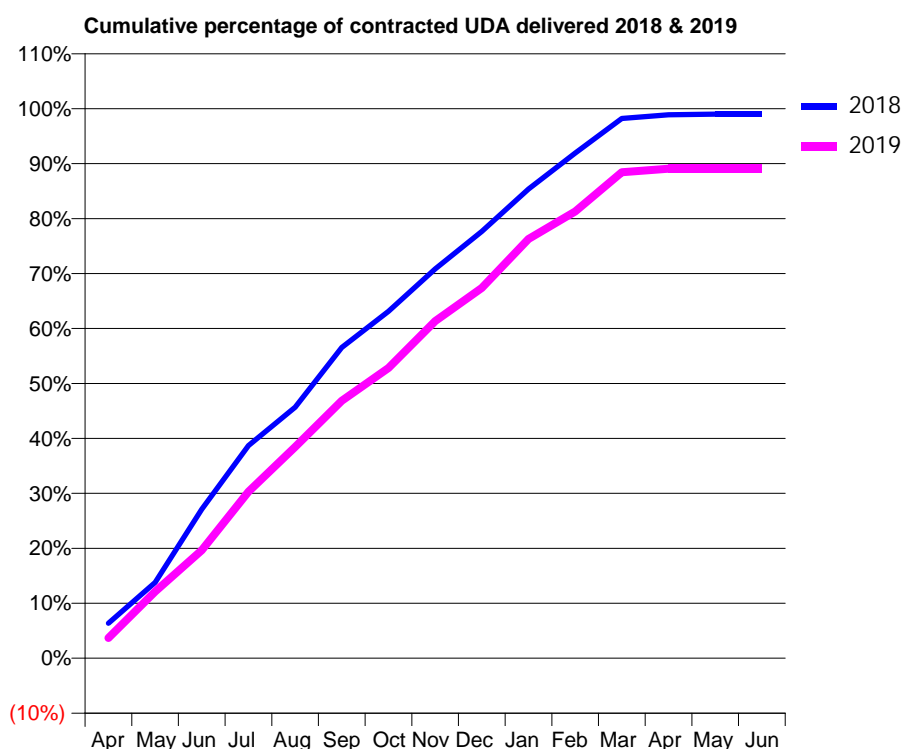
18/19 Contracted general activity (UDA)	3,350
Carry forward general activity (UDA)	34
18/19 Contracted orthodontic activity (UOA)	0
Carry forward orthodontic activity (UOA)	0
Baseline contract value	£82,053.24

### ACCESS\*

Patients seen in 24 months	Total	Change since previous quarter
Quarter ending March 2018	1,548	
Quarter ending June 2018	1,547	→
Quarter ending September 2018	1,544	→
Quarter ending December 2018	1,533	→
Quarter ending March 2019	1,527	→
<b>Variance since March 2018</b>	<b>(1.4%)</b>	<b>↓</b>



### ACTIVITY



Adjusted Scheduled Activity (UDA)		
Month	2018	2019
April	213	124
May	462	406
June	908	658
July	1,296	1,015
August	1,530	1,288
September	1,894	1,569
October	2,115	1,770
November	2,373	2,055
December	2,601	2,257
January	2,860	2,555
February	3,080	2,724
March	3,290	2,962
April	3,312	2,984
May	3,316	2,984
June	3,316	2,984

### QUALITY

	Quantity	Base Number	Contract	LHB	Wales
% of FP17s for the same patient ID Re-attending within 3 months - Children	50	983	5.1%	7.7%	10.8%
% of FP17s for the same patient ID Re-attending within 3 months - Adults	82	1,063	7.7%	13.1%	15.7%
% of FP17s for the same patient ID Re-attending between 3 & 9 months - Children	594	983	60.4%	59.0%	59.7%
% of FP17s for the same patient ID Re-attending between 3 & 9 months - Adults	439	1,063	41.3%	53.8%	55.5%
% of FP17s for Band 1 Urgent Courses	148	2,053	7.2%	8.4%	9.0%
% of FP17s Relating to Free Repair or Replacements	0	2,053	0.0%	0.7%	0.7%
% of FP17s Relating to Continuations	9	2,053	0.4%	0.7%	0.7%
% of Patients satisfied with the dentistry they have received	1	1	N/A	92.6%	92.4%
% of Patients satisfied with the time they had to wait for an appointment	1	1	N/A	86.6%	87.1%

\* This is based on patients treated on this contract for their most recent course of treatment. Figures in italics indicate the base number of FP17s or Patient Questionnaire responses are less than 100. N/A is shown where the base number of responses is less than 10 during the period. % is calculated as Quantity/Base number\*100



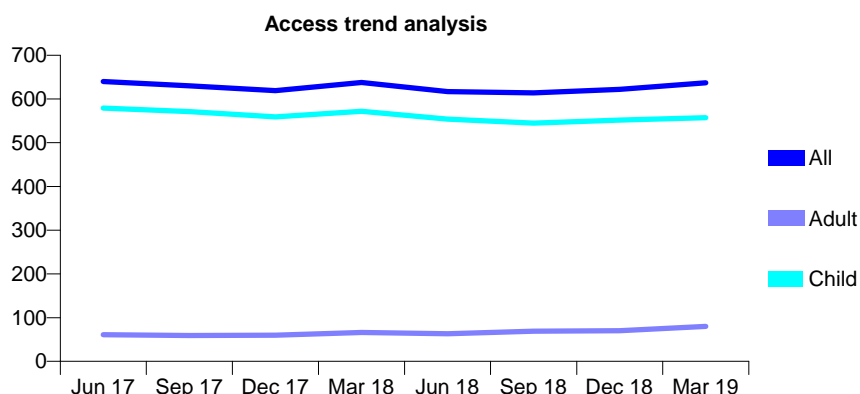
## 7A1 - Vital Signs At a Glance Contract Report for 107301/0001 - Year end March 2019

Name or company name	Randell & Quail
Contract type name	GDS Contract
Purpose of contract	General
Contract start date	02/04/2006
Contract end date	

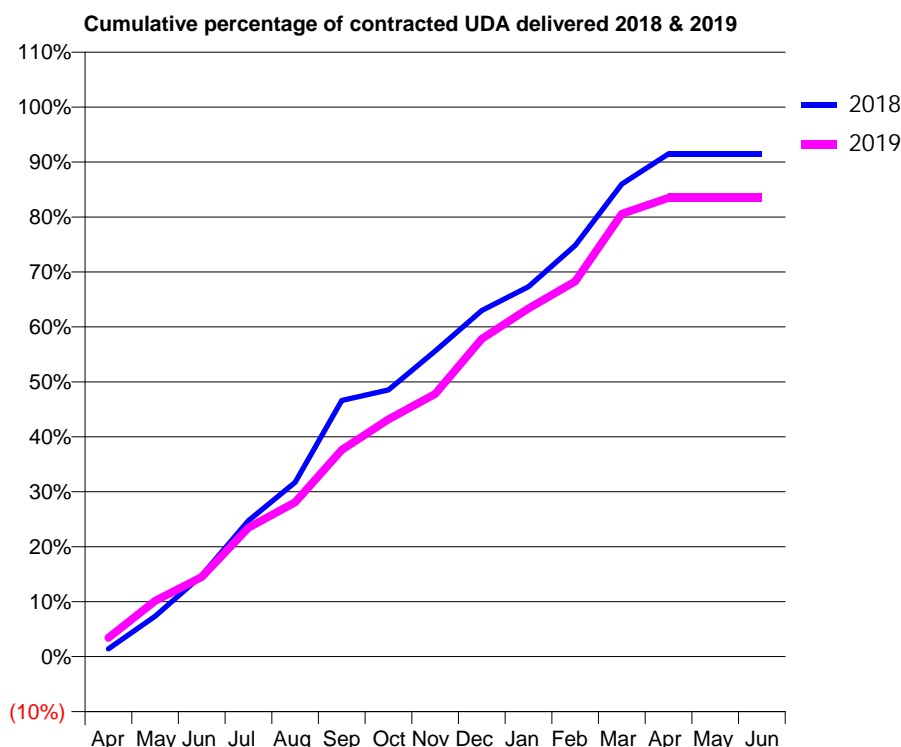
18/19 Contracted general activity (UDA)	1,399
Carry forward general activity (UDA)	0
18/19 Contracted orthodontic activity (UOA)	0
Carry forward orthodontic activity (UOA)	0
Baseline contract value	£32,966.59

### ACCESS\*

Patients seen in 24 months	Total	Change since previous quarter
Quarter ending March 2018	638	
Quarter ending June 2018	617	↓
Quarter ending September 2018	614	→
Quarter ending December 2018	622	→
Quarter ending March 2019	637	↑
<b>Variance since March 2018</b>	<b>(0.2%)</b>	<b>→</b>



### ACTIVITY



Adjusted Scheduled Activity (UDA)		
Month	2018	2019
April	20	48
May	103	142
June	207	203
July	346	328
August	444	393
September	652	526
October	679	604
November	778	669
December	881	809
January	942	886
February	1,047	955
March	1,203	1,127
April	1,280	1,168
May	1,280	1,168
June	1,280	1,168

### QUALITY

	Quantity	Base Number	Contract	LHB	Wales
% of FP17s for the same patient ID Re-attending within 3 months - Children	100	848	11.8%	7.7%	10.8%
% of FP17s for the same patient ID Re-attending within 3 months - Adults	3	43	7.0%	13.1%	15.7%
% of FP17s for the same patient ID Re-attending between 3 & 9 months - Children	496	848	58.5%	59.0%	59.7%
% of FP17s for the same patient ID Re-attending between 3 & 9 months - Adults	25	43	58.1%	53.8%	55.5%
% of FP17s for Band 1 Urgent Courses	1	862	0.1%	8.4%	9.0%
% of FP17s Relating to Free Repair or Replacements	0	862	0.0%	0.7%	0.7%
% of FP17s Relating to Continuations	0	862	0.0%	0.7%	0.7%
% of Patients satisfied with the dentistry they have received	0	0	N/A	92.6%	92.4%
% of Patients satisfied with the time they had to wait for an appointment	0	0	N/A	86.6%	87.1%

\* This is based on patients treated on this contract for their most recent course of treatment.  
 Figures in *italics* indicate the base number of FP17s or Patient Questionnaire responses are less than 100. N/A is shown where the base number of responses is less than 10 during the period. % is calculated as Quantity/Base number\*100

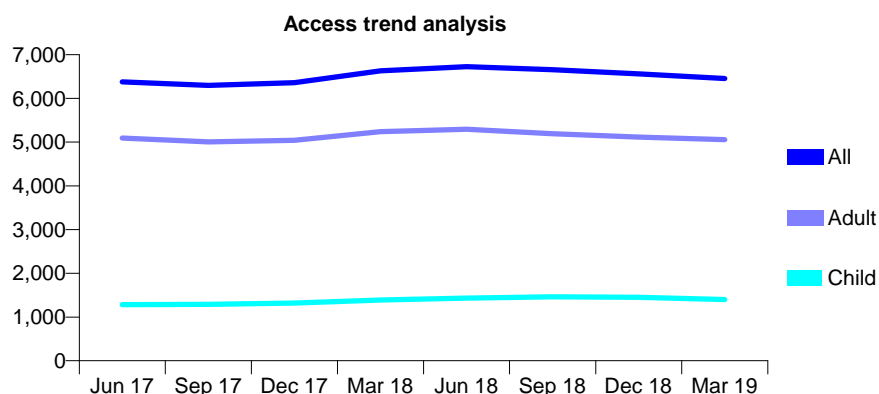
## 7A1 - Vital Signs At a Glance Contract Report for 112488/0002 - Year end March 2019

Name or company name	Integrated Dental Holdings
Contract type name	GDS Contract
Purpose of contract	General
Contract start date	10/05/2007
Contract end date	

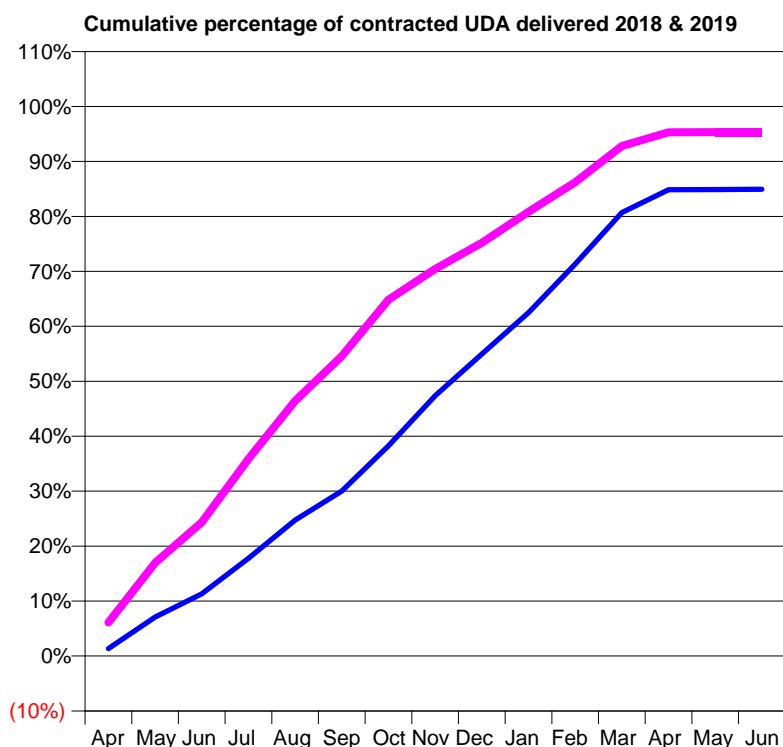
18/19 Contracted general activity (UDA)	16,750
Carry forward general activity (UDA)	0
18/19 Contracted orthodontic activity (UOA)	0
Carry forward orthodontic activity (UOA)	0
Baseline contract value	£400,818.99

### ACCESS\*

Patients seen in 24 months	Total	Change since previous quarter
Quarter ending March 2018	6,630	
Quarter ending June 2018	6,725	→
Quarter ending September 2018	6,656	↓
Quarter ending December 2018	6,562	↓
Quarter ending March 2019	6,456	↓
<b>Variance since March 2018</b>	<b>(2.6%)</b>	<b>↓</b>



### ACTIVITY



Adjusted Scheduled Activity (UDA)		
Month	2018	2019
April	272	1,024
May	1,437	2,845
June	2,290	4,074
July	3,602	6,010
August	5,009	7,777
September	6,074	9,138
October	7,747	10,860
November	9,589	11,796
December	11,127	12,592
January	12,653	13,537
February	14,447	14,438
March	16,339	15,542
April	17,184	15,965
May	17,188	15,968
June	17,202	15,969

### QUALITY

	Quantity	Base Number	Contract	LHB	Wales
% of FP17s for the same patient ID Re-attending within 3 months - Children	78	1,807	4.3%	7.7%	10.8%
% of FP17s for the same patient ID Re-attending within 3 months - Adults	554	6,405	8.6%	13.1%	15.7%
% of FP17s for the same patient ID Re-attending between 3 & 9 months - Children	1,032	1,807	57.1%	59.0%	59.7%
% of FP17s for the same patient ID Re-attending between 3 & 9 months - Adults	3,651	6,405	57.0%	53.8%	55.5%
% of FP17s for Band 1 Urgent Courses	413	8,063	5.1%	8.4%	9.0%
% of FP17s Relating to Free Repair or Replacements	37	8,063	0.5%	0.7%	0.7%
% of FP17s Relating to Continuations	98	8,063	1.2%	0.7%	0.7%
% of Patients satisfied with the dentistry they have received	9	9	N/A	92.6%	92.4%
% of Patients satisfied with the time they had to wait for an appointment	8	9	N/A	86.6%	87.1%

\* This is based on patients treated on this contract for their most recent course of treatment.

Figures in italics indicate the base number of FP17s or Patient Questionnaire responses are less than 100. N/A is shown where the base number of responses is less than 10 during the period. % is calculated as Quantity/Base number\*100

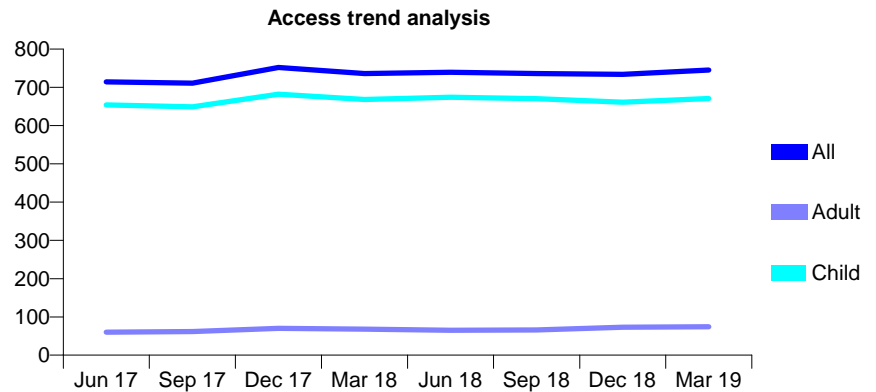
## 7A1 - Vital Signs At a Glance Contract Report for 114219/0001 - Year end March 2019

Name or company name	Mr J Brandon
Contract type name	GDS Contract
Purpose of contract	General
Contract start date	18/01/2013
Contract end date	

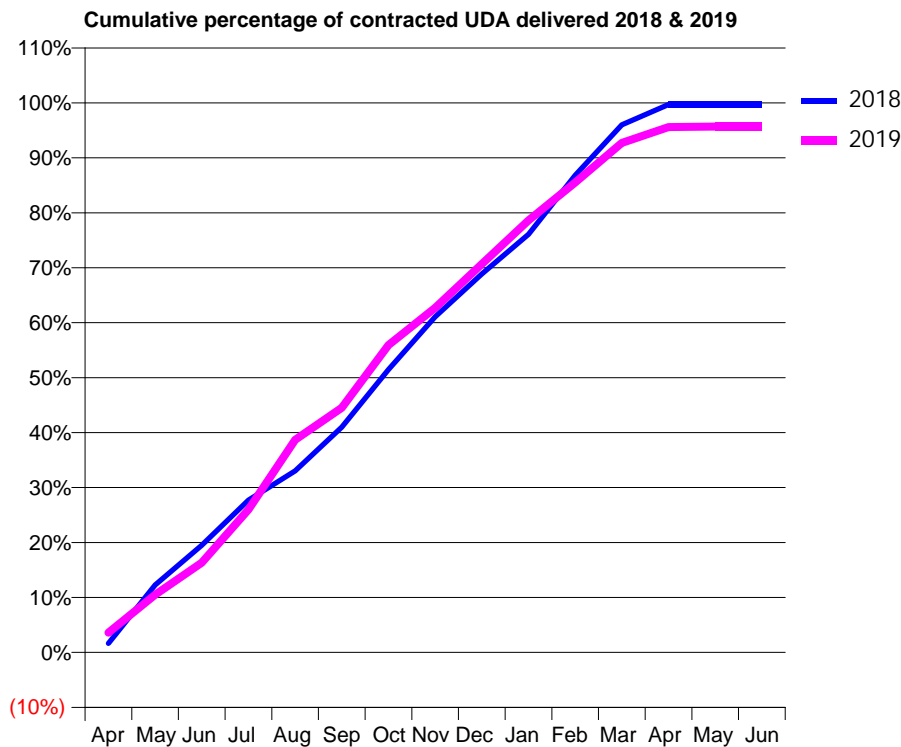
18/19 Contracted general activity (UDA)	1,220
Carry forward general activity (UDA)	8
18/19 Contracted orthodontic activity (UOA)	0
Carry forward orthodontic activity (UOA)	0
Baseline contract value	£29,525.57

### ACCESS\*

Patients seen in 24 months	Total	Change since previous quarter
Quarter ending March 2018	736	
Quarter ending June 2018	739	→
Quarter ending September 2018	736	→
Quarter ending December 2018	734	→
Quarter ending March 2019	745	→
<b>Variance since March 2018</b>	<b>1.2%</b>	<b>→</b>



### ACTIVITY



Adjusted Scheduled Activity (UDA)		
Month	2018	2019
April	20	44
May	150	128
June	238	199
July	338	317
August	403	472
September	500	543
October	628	682
November	745	765
December	840	862
January	928	959
February	1,059	1,043
March	1,171	1,131
April	1,216	1,166
May	1,216	1,167
June	1,216	1,167

### QUALITY

	Quantity	Base Number	Contract	LHB	Wales
% of FP17s for the same patient ID Re-attending within 3 months - Children	69	894	7.7%	7.7%	10.8%
% of FP17s for the same patient ID Re-attending within 3 months - Adults	0	0	N/A	13.1%	15.7%
% of FP17s for the same patient ID Re-attending between 3 & 9 months - Children	494	894	55.3%	59.0%	59.7%
% of FP17s for the same patient ID Re-attending between 3 & 9 months - Adults	0	0	N/A	53.8%	55.5%
% of FP17s for Band 1 Urgent Courses	1	887	0.1%	8.4%	9.0%
% of FP17s Relating to Free Repair or Replacements	0	887	0.0%	0.7%	0.7%
% of FP17s Relating to Continuations	24	887	2.7%	0.7%	0.7%
% of Patients satisfied with the dentistry they have received	0	0	N/A	92.6%	92.4%
% of Patients satisfied with the time they had to wait for an appointment	0	0	N/A	86.6%	87.1%

\* This is based on patients treated on this contract for their most recent course of treatment. Figures in italics indicate the base number of FP17s or Patient Questionnaire responses are less than 100. N/A is shown where the base number of responses is less than 10 during the period. % is calculated as Quantity/Base number\*100

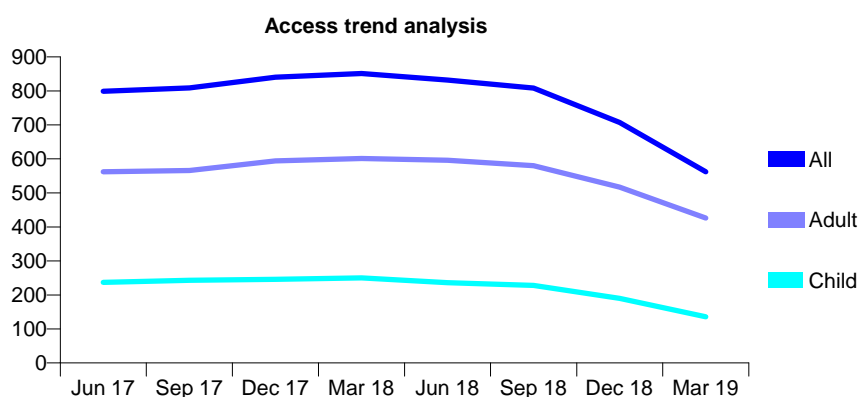
## 7A1 - Vital Signs At a Glance Contract Report for 114626/0001 - Year end March 2019

Name or company name	The Fern Avenue Limited Partnership
Contract type name	GDS Contract
Purpose of contract	General
Contract start date	01/08/2014
Contract end date	31/10/2018

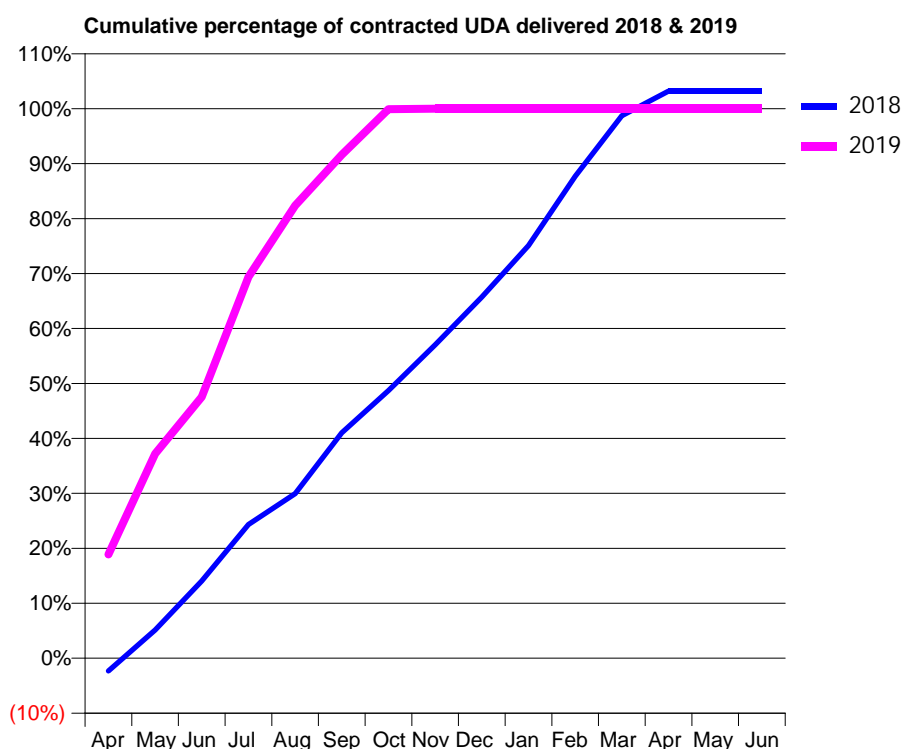
18/19 Contracted general activity (UDA)	817
Carry forward general activity (UDA)	-61
18/19 Contracted orthodontic activity (UOA)	0
Carry forward orthodontic activity (UOA)	0
Baseline contract value	£20,799.74

### ACCESS\*

Patients seen in 24 months	Total	Change since previous quarter
Quarter ending March 2018	851	
Quarter ending June 2018	832	↓
Quarter ending September 2018	808	↓
Quarter ending December 2018	707	↓
Quarter ending March 2019	562	↓
<b>Variance since March 2018</b>	<b>(34.0%)</b>	<b>↓</b>



### ACTIVITY



Adjusted Scheduled Activity (UDA)		
Month	2018	2019
April	-45	163
May	98	322
June	267	411
July	462	600
August	569	712
September	780	791
October	926	863
November	1,084	864
December	1,248	864
January	1,427	864
February	1,666	864
March	1,875	864
April	1,961	864
May	1,961	864
June	1,961	864

### QUALITY

	Quantity	Base Number	Contract	LHB	Wales
% of FP17s for the same patient ID Re-attending within 3 months - Children	5	146	3.4%	7.7%	10.8%
% of FP17s for the same patient ID Re-attending within 3 months - Adults	44	402	10.9%	13.1%	15.7%
% of FP17s for the same patient ID Re-attending between 3 & 9 months - Children	63	146	43.2%	59.0%	59.7%
% of FP17s for the same patient ID Re-attending between 3 & 9 months - Adults	201	402	50.0%	53.8%	55.5%
% of FP17s for Band 1 Urgent Courses	35	503	7.0%	8.4%	9.0%
% of FP17s Relating to Free Repair or Replacements	0	503	0.0%	0.7%	0.7%
% of FP17s Relating to Continuations	5	503	1.0%	0.7%	0.7%
% of Patients satisfied with the dentistry they have received	0	0	N/A	92.6%	92.4%
% of Patients satisfied with the time they had to wait for an appointment	0	0	N/A	86.6%	87.1%

\* This is based on patients treated on this contract for their most recent course of treatment.

Figures in italics indicate the base number of FP17s or Patient Questionnaire responses are less than 100. N/A is shown where the base number of responses is less than 10 during the period. % is calculated as Quantity/Base number\*100

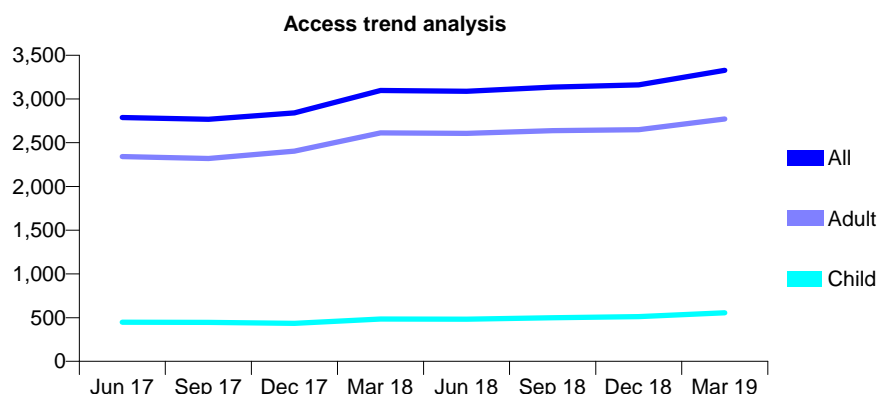
## 7A1 - Vital Signs At a Glance Contract Report for 123595/0001 - Year end March 2019

Name or company name	Dr M Ramzan
Contract type name	GDS Contract
Purpose of contract	General
Contract start date	01/04/2008
Contract end date	

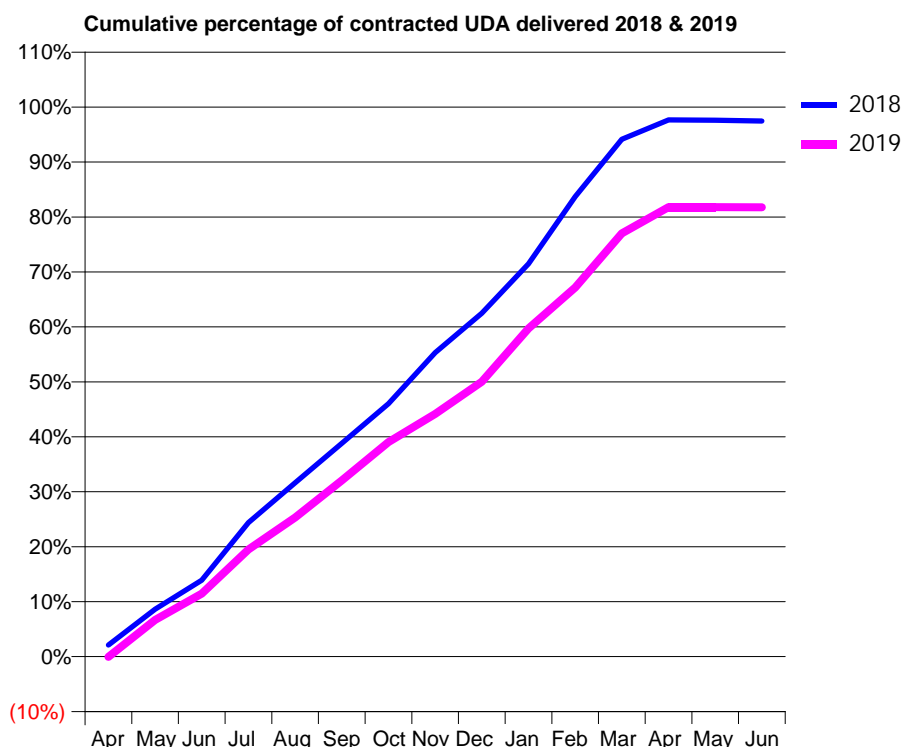
18/19 Contracted general activity (UDA)	9,500
Carry forward general activity (UDA)	242
18/19 Contracted orthodontic activity (UOA)	0
Carry forward orthodontic activity (UOA)	0
Baseline contract value	£289,342.29

### ACCESS\*

Patients seen in 24 months	Total	Change since previous quarter
Quarter ending March 2018	3,097	
Quarter ending June 2018	3,089	→
Quarter ending September 2018	3,136	→
Quarter ending December 2018	3,161	→
Quarter ending March 2019	3,328	↑
<b>Variance since March 2018</b>	<b>7.5%</b>	<b>↑</b>



### ACTIVITY



Adjusted Scheduled Activity (UDA)		
Month	2018	2019
April	202	-6
May	821	636
June	1,323	1,089
July	2,318	1,852
August	3,006	2,406
September	3,687	3,044
October	4,373	3,709
November	5,255	4,196
December	5,935	4,754
January	6,791	5,673
February	7,952	6,380
March	8,943	7,316
April	9,279	7,769
May	9,273	7,769
June	9,258	7,767

### QUALITY

	Quantity	Base Number	Contract	LHB	Wales
% of FP17s for the same patient ID Re-attending within 3 months - Children	4	648	0.6%	7.7%	10.8%
% of FP17s for the same patient ID Re-attending within 3 months - Adults	84	3,090	2.7%	13.1%	15.7%
% of FP17s for the same patient ID Re-attending between 3 & 9 months - Children	327	648	50.5%	59.0%	59.7%
% of FP17s for the same patient ID Re-attending between 3 & 9 months - Adults	1,386	3,090	44.9%	53.8%	55.5%
% of FP17s for Band 1 Urgent Courses	37	3,781	1.0%	8.4%	9.0%
% of FP17s Relating to Free Repair or Replacements	5	3,781	0.1%	0.7%	0.7%
% of FP17s Relating to Continuations	0	3,781	0.0%	0.7%	0.7%
% of Patients satisfied with the dentistry they have received	33	37	89.2%	92.6%	92.4%
% of Patients satisfied with the time they had to wait for an appointment	30	37	81.1%	86.6%	87.1%

\* This is based on patients treated on this contract for their most recent course of treatment.  
 Figures in *italics* indicate the base number of FP17s or Patient Questionnaire responses are less than 100. N/A is shown where the base number of responses is less than 10 during the period. % is calculated as Quantity/Base number\*100

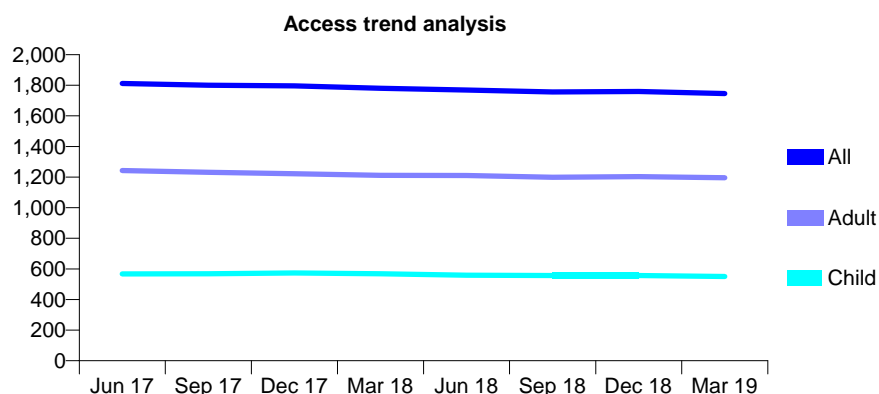
## 7A1 - Vital Signs At a Glance Contract Report for 127701/0001 - Year end March 2019

Name or company name	Mr Iolo Jones & Associates
Contract type name	GDS Contract
Purpose of contract	General
Contract start date	01/01/2012
Contract end date	

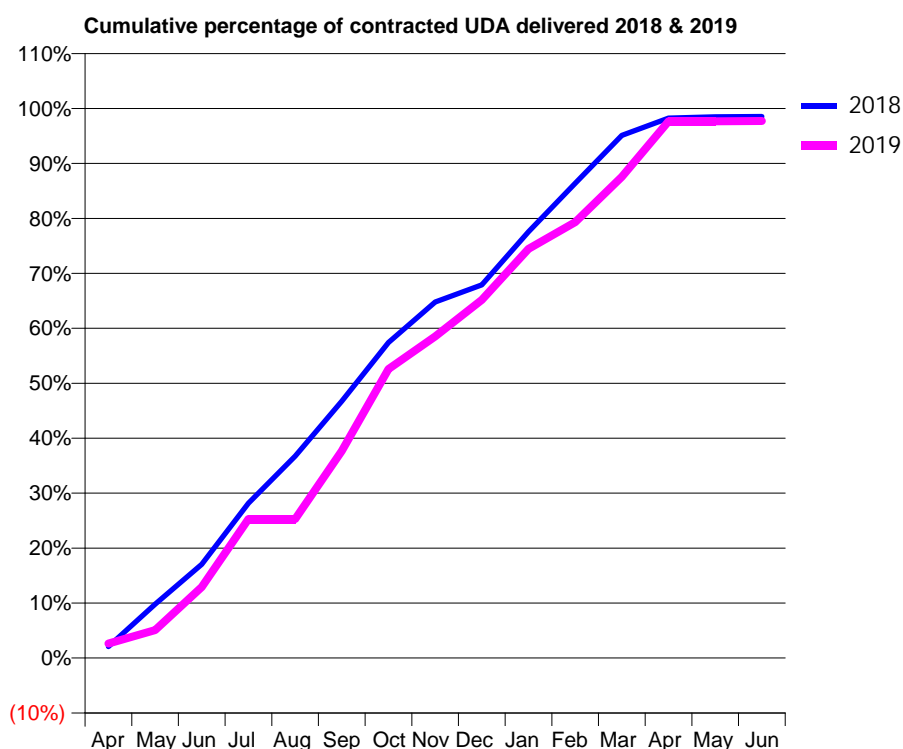
18/19 Contracted general activity (UDA)	4,571
Carry forward general activity (UDA)	0
18/19 Contracted orthodontic activity (UOA)	0
Carry forward orthodontic activity (UOA)	0
Baseline contract value	£113,138.63

### ACCESS\*

Patients seen in 24 months	Total	Change since previous quarter
Quarter ending March 2018	1,781	
Quarter ending June 2018	1,769	→
Quarter ending September 2018	1,756	→
Quarter ending December 2018	1,759	→
Quarter ending March 2019	1,746	→
<b>Variance since March 2018</b>	<b>(2.0%)</b>	<b>↓</b>



### ACTIVITY



Adjusted Scheduled Activity (UDA)		
Month	2018	2019
April	111	120
May	527	232
June	915	591
July	1,514	1,156
August	1,973	1,156
September	2,509	1,722
October	3,085	2,403
November	3,480	2,675
December	3,646	2,979
January	4,166	3,403
February	4,640	3,626
March	5,108	4,001
April	5,277	4,464
May	5,290	4,464
June	5,293	4,466

### QUALITY

	Quantity	Base Number	Contract	LHB	Wales
% of FP17s for the same patient ID Re-attending within 3 months - Children	58	877	6.6%	7.7%	10.8%
% of FP17s for the same patient ID Re-attending within 3 months - Adults	215	1,854	11.6%	13.1%	15.7%
% of FP17s for the same patient ID Re-attending between 3 & 9 months - Children	557	877	63.5%	59.0%	59.7%
% of FP17s for the same patient ID Re-attending between 3 & 9 months - Adults	1,162	1,854	62.7%	53.8%	55.5%
% of FP17s for Band 1 Urgent Courses	247	2,862	8.6%	8.4%	9.0%
% of FP17s Relating to Free Repair or Replacements	9	2,862	0.3%	0.7%	0.7%
% of FP17s Relating to Continuations	15	2,862	0.5%	0.7%	0.7%
% of Patients satisfied with the dentistry they have received	6	6	N/A	92.6%	92.4%
% of Patients satisfied with the time they had to wait for an appointment	6	6	N/A	86.6%	87.1%

\* This is based on patients treated on this contract for their most recent course of treatment.

Figures in italics indicate the base number of FP17s or Patient Questionnaire responses are less than 100. N/A is shown where the base number of responses is less than 10 during the period. % is calculated as Quantity/Base number\*100

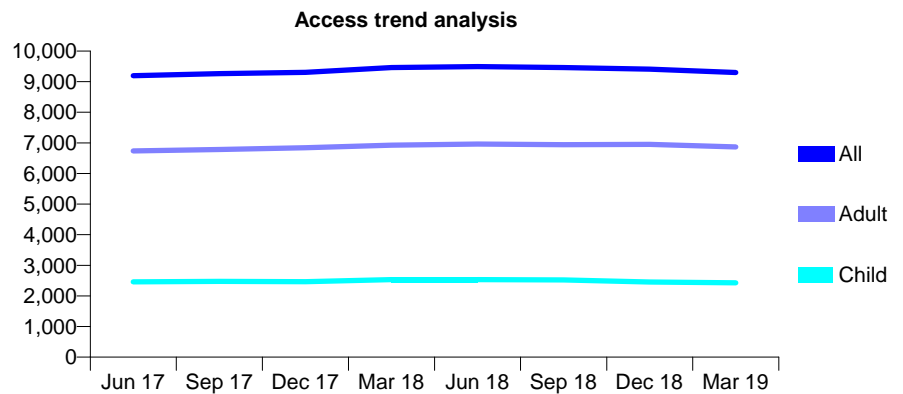
## 7A1 - Vital Signs At a Glance Contract Report for 130206/0002 - Year end March 2019

Name or company name	Dant Y Coed Dental Practice Ltd
Contract type name	Pilot Contract
Purpose of contract	General
Contract start date	01/08/2013
Contract end date	

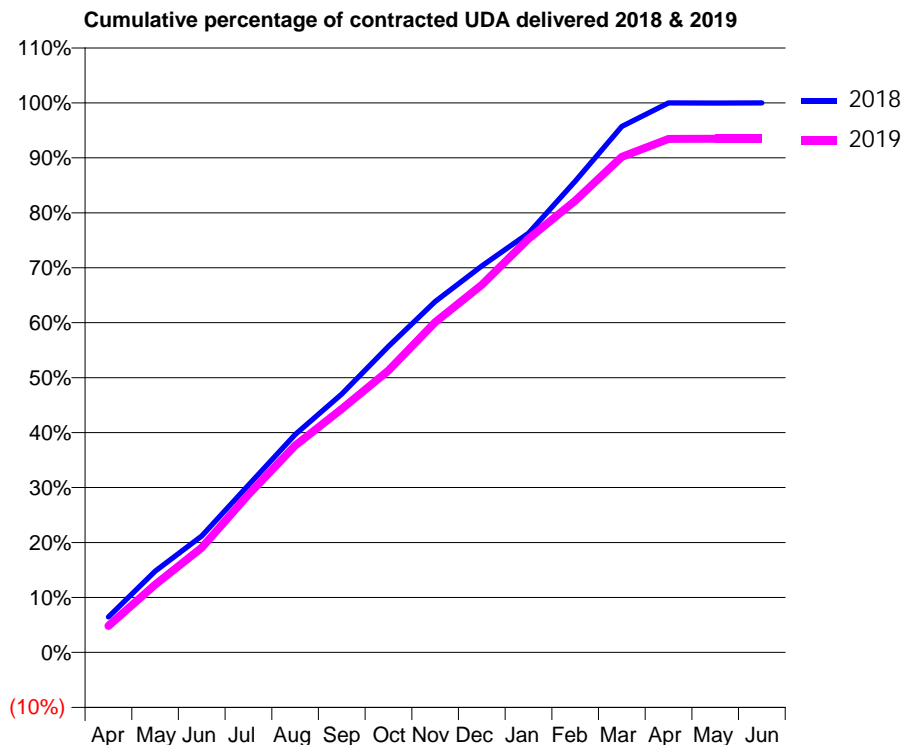
18/19 Contracted general activity (UDA)	30,135
Carry forward general activity (UDA)	4
18/19 Contracted orthodontic activity (UOA)	0
Carry forward orthodontic activity (UOA)	0
Baseline contract value	£721,223.84

### ACCESS\*

Patients seen in 24 months	Total	Change since previous quarter
Quarter ending March 2018	9,463	
Quarter ending June 2018	9,492	→
Quarter ending September 2018	9,462	→
Quarter ending December 2018	9,410	→
Quarter ending March 2019	9,300	↓
<b>Variance since March 2018</b>	<b>(1.7%)</b>	<b>↓</b>



### ACTIVITY



Adjusted Scheduled Activity (UDA)		
Month	2018	2019
April	1,915	1,449
May	4,382	3,717
June	6,283	5,745
July	9,022	8,661
August	11,752	11,348
September	13,936	13,354
October	16,513	15,466
November	18,929	18,107
December	20,839	20,158
January	22,608	22,680
February	25,416	24,771
March	28,374	27,173
April	29,637	28,156
May	29,632	28,166
June	29,637	28,163

### QUALITY

	Quantity	Base Number	Contract	LHB	Wales
% of FP17s for the same patient ID Re-attending within 3 months - Children	427	4,198	10.2%	7.7%	10.8%
% of FP17s for the same patient ID Re-attending within 3 months - Adults	1,996	11,145	17.9%	13.1%	15.7%
% of FP17s for the same patient ID Re-attending between 3 & 9 months - Children	2,909	4,198	69.3%	59.0%	59.7%
% of FP17s for the same patient ID Re-attending between 3 & 9 months - Adults	6,779	11,145	60.8%	53.8%	55.5%
% of FP17s for Band 1 Urgent Courses	991	15,140	6.5%	8.4%	9.0%
% of FP17s Relating to Free Repair or Replacements	256	15,140	1.7%	0.7%	0.7%
% of FP17s Relating to Continuations	33	15,140	0.2%	0.7%	0.7%
% of Patients satisfied with the dentistry they have received	14	14	100.0%	92.6%	92.4%
% of Patients satisfied with the time they had to wait for an appointment	14	14	100.0%	86.6%	87.1%

\* This is based on patients treated on this contract for their most recent course of treatment. Figures in italics indicate the base number of FP17s or Patient Questionnaire responses are less than 100. N/A is shown where the base number of responses is less than 10 during the period. % is calculated as Quantity/Base number\*100



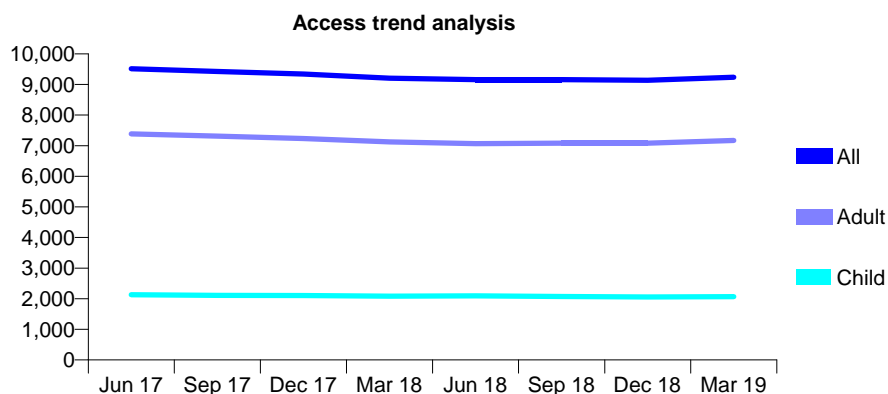
## 7A1 - Vital Signs At a Glance Contract Report for 133825/0001 - Year end March 2019

Name or company name	Queensferry Dental Surgery Limited
Contract type name	GDS Contract
Purpose of contract	General
Contract start date	01/10/2007
Contract end date	

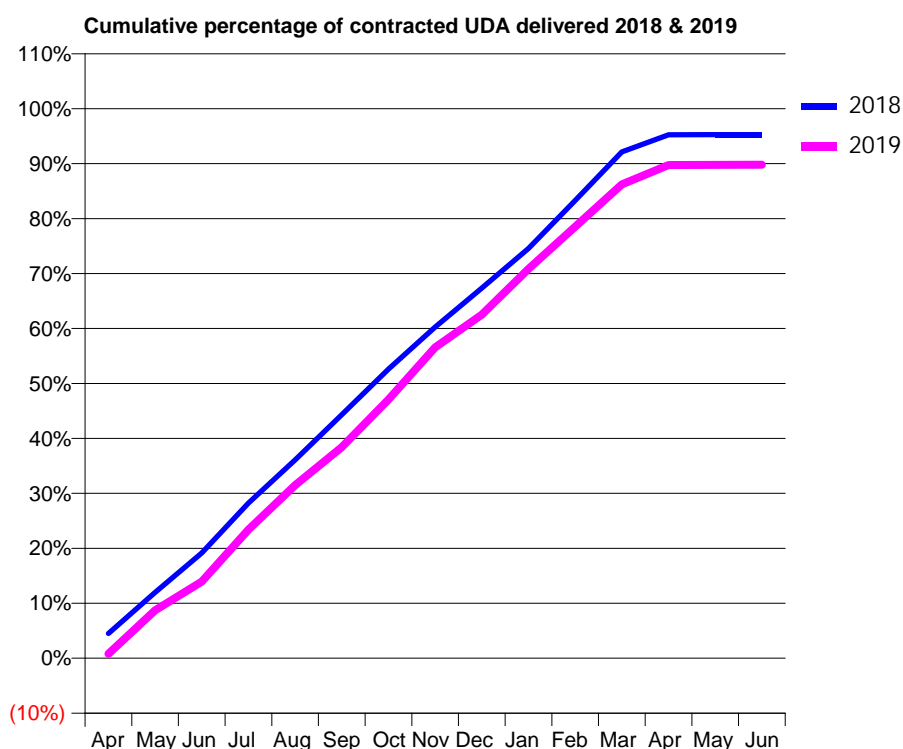
18/19 Contracted general activity (UDA)	28,766
Carry forward general activity (UDA)	1,246
18/19 Contracted orthodontic activity (UOA)	0
Carry forward orthodontic activity (UOA)	0
Baseline contract value	£989,253.50

### ACCESS\*

Patients seen in 24 months	Total	Change since previous quarter
Quarter ending March 2018	9,205	
Quarter ending June 2018	9,157	→
Quarter ending September 2018	9,156	→
Quarter ending December 2018	9,140	→
Quarter ending March 2019	9,234	→
<b>Variance since March 2018</b>	<b>0.3%</b>	<b>→</b>



### ACTIVITY



Adjusted Scheduled Activity (UDA)		
Month	2018	2019
April	1,293	231
May	3,455	2,509
June	5,516	4,010
July	8,123	6,734
August	10,385	9,057
September	12,746	11,048
October	15,130	13,543
November	17,338	16,275
December	19,379	17,979
January	21,451	20,380
February	23,963	22,584
March	26,508	24,798
April	27,403	25,821
May	27,406	25,824
June	27,406	25,835

### QUALITY

	Quantity	Base Number	Contract	LHB	Wales
% of FP17s for the same patient ID Re-attending within 3 months - Children	169	2,743	6.2%	7.7%	10.8%
% of FP17s for the same patient ID Re-attending within 3 months - Adults	1,310	9,842	13.3%	13.1%	15.7%
% of FP17s for the same patient ID Re-attending between 3 & 9 months - Children	1,314	2,743	47.9%	59.0%	59.7%
% of FP17s for the same patient ID Re-attending between 3 & 9 months - Adults	5,060	9,842	51.4%	53.8%	55.5%
% of FP17s for Band 1 Urgent Courses	1,083	12,600	8.6%	8.4%	9.0%
% of FP17s Relating to Free Repair or Replacements	47	12,600	0.4%	0.7%	0.7%
% of FP17s Relating to Continuations	136	12,600	1.1%	0.7%	0.7%
% of Patients satisfied with the dentistry they have received	11	12	91.7%	92.6%	92.4%
% of Patients satisfied with the time they had to wait for an appointment	10	12	83.3%	86.6%	87.1%

\* This is based on patients treated on this contract for their most recent course of treatment. Figures in italics indicate the base number of FP17s or Patient Questionnaire responses are less than 100. N/A is shown where the base number of responses is less than 10 during the period. % is calculated as Quantity/Base number\*100



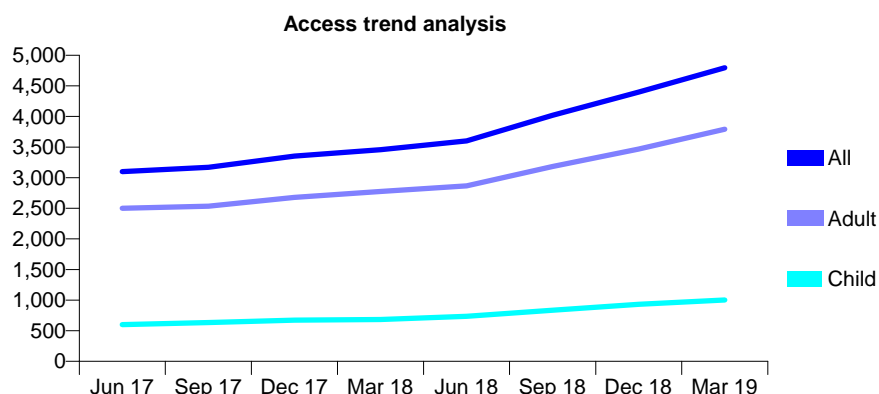
## 7A1 - Vital Signs At a Glance Contract Report for 134147/0002 - Year end March 2019

Name or company name	L Bester
Contract type name	Pilot Contract
Purpose of contract	General
Contract start date	01/12/2009
Contract end date	

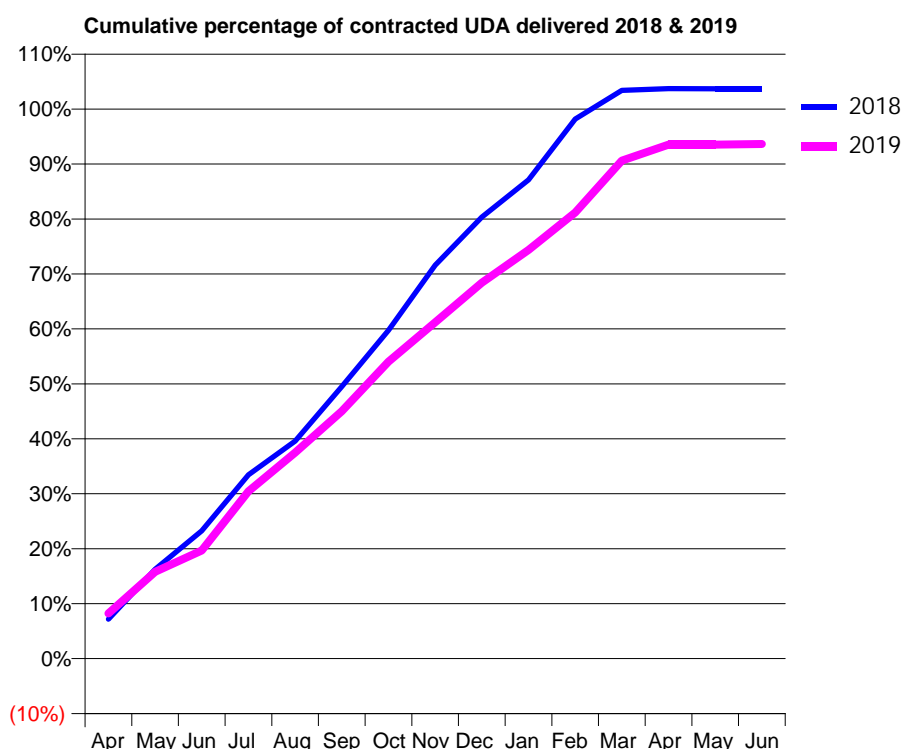
18/19 Contracted general activity (UDA)	17,172
Carry forward general activity (UDA)	-447
18/19 Contracted orthodontic activity (UOA)	0
Carry forward orthodontic activity (UOA)	0
Baseline contract value	£429,950.39

### ACCESS\*

Patients seen in 24 months	Total	Change since previous quarter
Quarter ending March 2018	3,456	
Quarter ending June 2018	3,601	↑
Quarter ending September 2018	4,020	↑
Quarter ending December 2018	4,398	↑
Quarter ending March 2019	4,796	↑
<b>Variance since March 2018</b>	<b>38.8%</b>	<b>↑</b>



### ACTIVITY



Adjusted Scheduled Activity (UDA)		
Month	2018	2019
April	874	1,414
May	1,977	2,717
June	2,827	3,378
July	4,068	5,227
August	4,816	6,442
September	6,020	7,729
October	7,267	9,276
November	8,706	10,506
December	9,771	11,745
January	10,596	12,771
February	11,939	13,941
March	12,573	15,559
April	12,611	16,057
May	12,608	16,063
June	12,608	16,078

### QUALITY

	Quantity	Base Number	Contract	LHB	Wales
% of FP17s for the same patient ID Re-attending within 3 months - Children	64	1,367	4.7%	7.7%	10.8%
% of FP17s for the same patient ID Re-attending within 3 months - Adults	352	4,903	7.2%	13.1%	15.7%
% of FP17s for the same patient ID Re-attending between 3 & 9 months - Children	608	1,367	44.5%	59.0%	59.7%
% of FP17s for the same patient ID Re-attending between 3 & 9 months - Adults	2,077	4,903	42.4%	53.8%	55.5%
% of FP17s for Band 1 Urgent Courses	280	6,474	4.3%	8.4%	9.0%
% of FP17s Relating to Free Repair or Replacements	15	6,474	0.2%	0.7%	0.7%
% of FP17s Relating to Continuations	76	6,474	1.2%	0.7%	0.7%
% of Patients satisfied with the dentistry they have received	6	6	N/A	92.6%	92.4%
% of Patients satisfied with the time they had to wait for an appointment	6	6	N/A	86.6%	87.1%

\* This is based on patients treated on this contract for their most recent course of treatment.  
 Figures in *italics* indicate the base number of FP17s or Patient Questionnaire responses are less than 100. N/A is shown where the base number of responses is less than 10 during the period. % is calculated as Quantity/Base number\*100

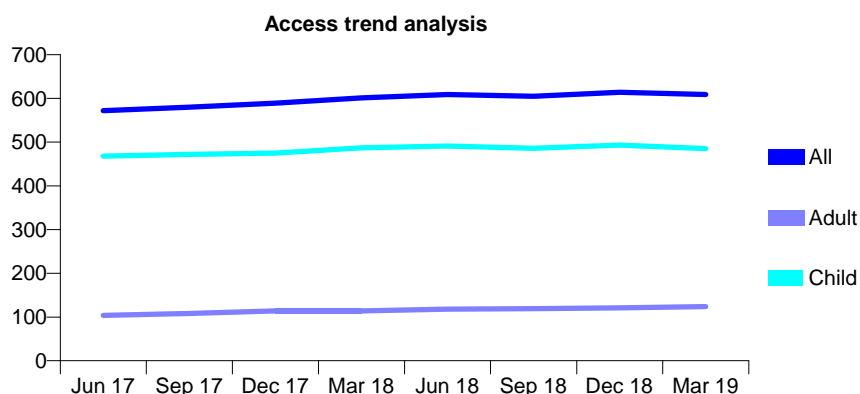
## 7A1 - Vital Signs At a Glance Contract Report for 137413/0001 - Year end March 2019

Name or company name	Mr B R Dean
Contract type name	GDS Contract
Purpose of contract	General
Contract start date	27/05/2014
Contract end date	

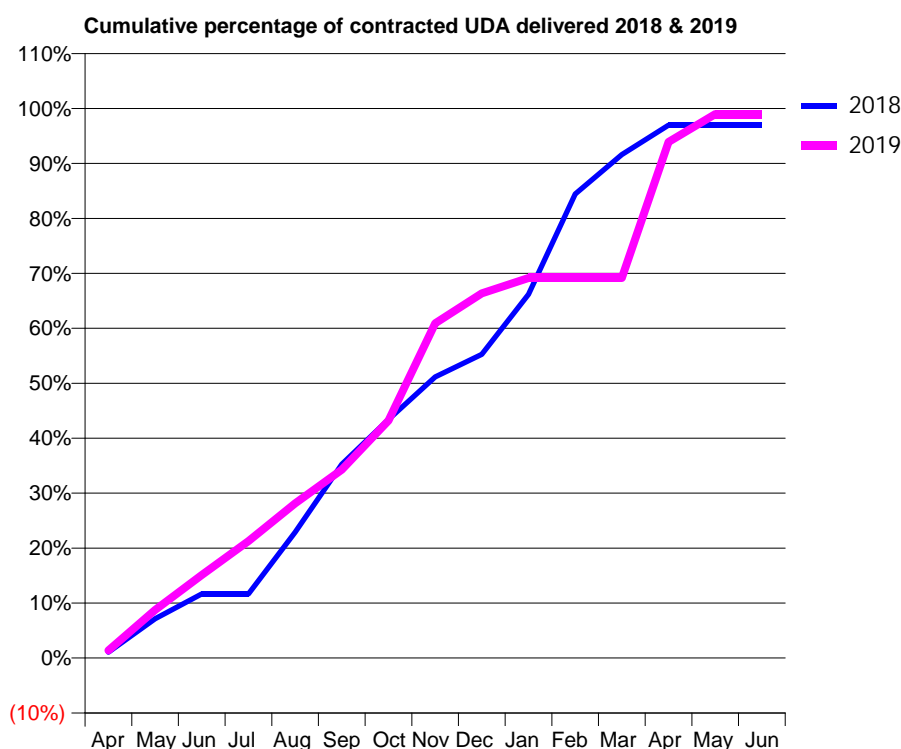
18/19 Contracted general activity (UDA)	1,404
Carry forward general activity (UDA)	43
18/19 Contracted orthodontic activity (UOA)	0
Carry forward orthodontic activity (UOA)	0
Baseline contract value	£34,769.07

### ACCESS\*

Patients seen in 24 months	Total	Change since previous quarter
Quarter ending March 2018	601	
Quarter ending June 2018	609	→
Quarter ending September 2018	605	→
Quarter ending December 2018	614	→
Quarter ending March 2019	609	→
<b>Variance since March 2018</b>	<b>1.3%</b>	<b>→</b>



### ACTIVITY



Adjusted Scheduled Activity (UDA)		
Month	2018	2019
April	15	20
May	100	123
June	164	212
July	164	299
August	321	395
September	495	481
October	609	607
November	718	855
December	776	932
January	929	971
February	1,186	971
March	1,286	971
April	1,361	1,318
May	1,361	1,390
June	1,361	1,390

### QUALITY

	Quantity	Base Number	Contract	LHB	Wales
% of FP17s for the same patient ID Re-attending within 3 months - Children	60	650	9.2%	7.7%	10.8%
% of FP17s for the same patient ID Re-attending within 3 months - Adults	7	90	7.8%	13.1%	15.7%
% of FP17s for the same patient ID Re-attending between 3 & 9 months - Children	421	650	64.8%	59.0%	59.7%
% of FP17s for the same patient ID Re-attending between 3 & 9 months - Adults	53	90	58.9%	53.8%	55.5%
% of FP17s for Band 1 Urgent Courses	48	937	5.1%	8.4%	9.0%
% of FP17s Relating to Free Repair or Replacements	0	937	0.0%	0.7%	0.7%
% of FP17s Relating to Continuations	0	937	0.0%	0.7%	0.7%
% of Patients satisfied with the dentistry they have received	1	1	N/A	92.6%	92.4%
% of Patients satisfied with the time they had to wait for an appointment	1	1	N/A	86.6%	87.1%

\* This is based on patients treated on this contract for their most recent course of treatment.

Figures in italics indicate the base number of FP17s or Patient Questionnaire responses are less than 100. N/A is shown where the base number of responses is less than 10 during the period. % is calculated as Quantity/Base number\*100

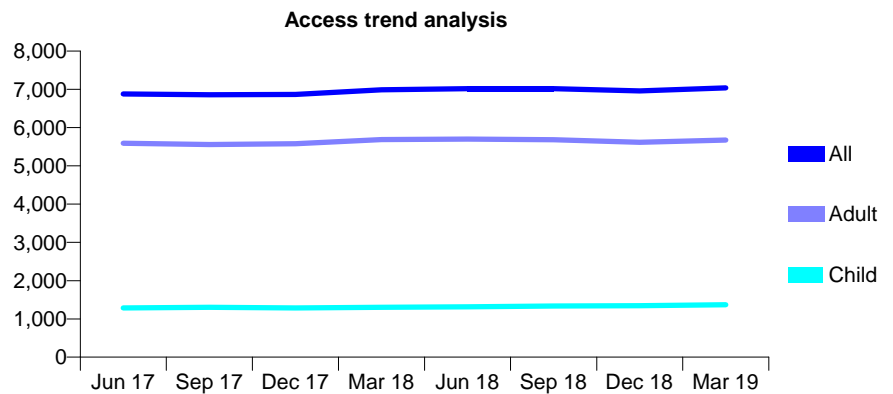
## 7A1 - Vital Signs At a Glance Contract Report for 140481/0001 - Year end March 2019

Name or company name	The Hollies Dental Practice Partnership
Contract type name	GDS Contract
Purpose of contract	General
Contract start date	01/04/2011
Contract end date	

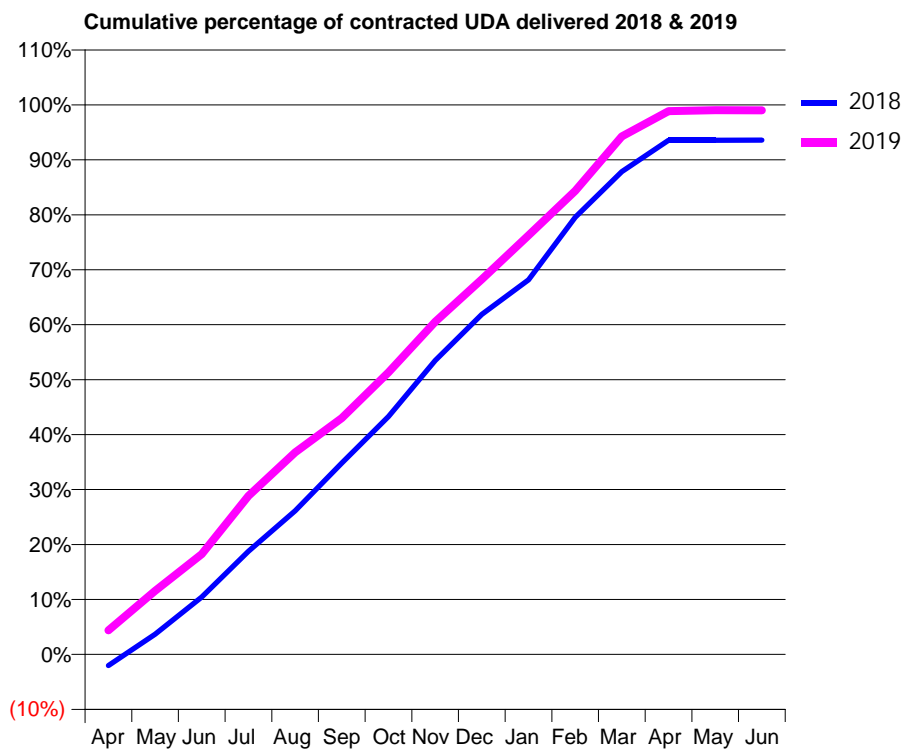
18/19 Contracted general activity (UDA)	21,936
Carry forward general activity (UDA)	0
18/19 Contracted orthodontic activity (UOA)	0
Carry forward orthodontic activity (UOA)	0
Baseline contract value	£620,693.72

### ACCESS\*

Patients seen in 24 months	Total	Change since previous quarter
Quarter ending March 2018	6,987	
Quarter ending June 2018	7,015	→
Quarter ending September 2018	7,019	→
Quarter ending December 2018	6,960	→
Quarter ending March 2019	7,041	→
<b>Variance since March 2018</b>	<b>0.8%</b>	<b>→</b>



### ACTIVITY



Adjusted Scheduled Activity (UDA)		
Month	2018	2019
April	-450	962
May	814	2,544
June	2,294	4,003
July	4,118	6,326
August	5,736	8,070
September	7,637	9,436
October	9,493	11,263
November	11,728	13,279
December	13,571	14,969
January	14,949	16,726
February	17,446	18,500
March	19,273	20,677
April	20,523	21,685
May	20,523	21,721
June	20,527	21,718

### QUALITY

	Quantity	Base Number	Contract	LHB	Wales
% of FP17s for the same patient ID Re-attending within 3 months - Children	125	2,224	5.6%	7.7%	10.8%
% of FP17s for the same patient ID Re-attending within 3 months - Adults	989	8,826	11.2%	13.1%	15.7%
% of FP17s for the same patient ID Re-attending between 3 & 9 months - Children	1,416	2,224	63.7%	59.0%	59.7%
% of FP17s for the same patient ID Re-attending between 3 & 9 months - Adults	5,807	8,826	65.8%	53.8%	55.5%
% of FP17s for Band 1 Urgent Courses	440	10,963	4.0%	8.4%	9.0%
% of FP17s Relating to Free Repair or Replacements	117	10,963	1.1%	0.7%	0.7%
% of FP17s Relating to Continuations	35	10,963	0.3%	0.7%	0.7%
% of Patients satisfied with the dentistry they have received	9	10	90.0%	92.6%	92.4%
% of Patients satisfied with the time they had to wait for an appointment	9	10	90.0%	86.6%	87.1%

\* This is based on patients treated on this contract for their most recent course of treatment. Figures in italics indicate the base number of FP17s or Patient Questionnaire responses are less than 100. N/A is shown where the base number of responses is less than 10 during the period. % is calculated as Quantity/Base number\*100

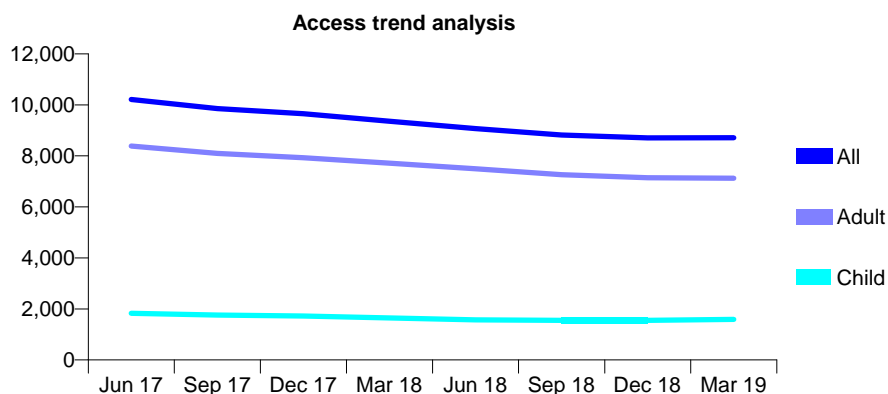
## 7A1 - Vital Signs At a Glance Contract Report for 141186/0001 - Year end March 2019

Name or company name	Mostyn House Dental Practice Partnership
Contract type name	GDS Contract
Purpose of contract	General
Contract start date	01/08/2009
Contract end date	

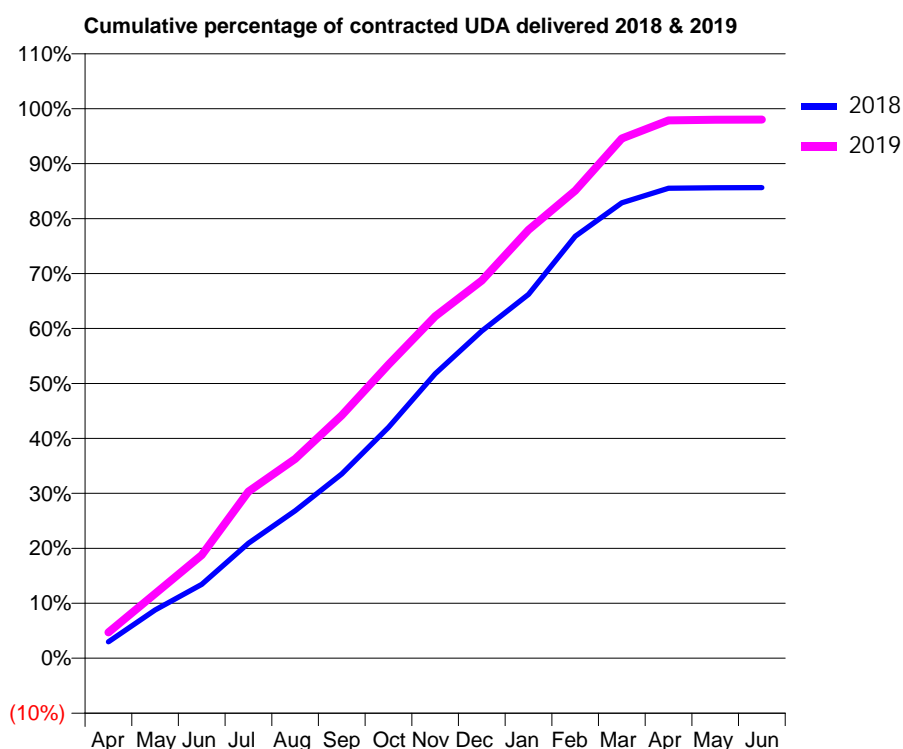
18/19 Contracted general activity (UDA)	25,907
Carry forward general activity (UDA)	0
18/19 Contracted orthodontic activity (UOA)	0
Carry forward orthodontic activity (UOA)	0
Baseline contract value	£687,152.11

### ACCESS\*

Patients seen in 24 months	Total	Change since previous quarter
Quarter ending March 2018	9,357	
Quarter ending June 2018	9,067	↓
Quarter ending September 2018	8,817	↓
Quarter ending December 2018	8,701	↓
Quarter ending March 2019	8,716	→
<b>Variance since March 2018</b>	<b>(6.9%)</b>	<b>↓</b>



### ACTIVITY



Adjusted Scheduled Activity (UDA)		
Month	2018	2019
April	841	1,220
May	2,454	3,044
June	3,758	4,863
July	5,860	7,858
August	7,509	9,399
September	9,384	11,450
October	11,763	13,838
November	14,494	16,117
December	16,669	17,802
January	18,537	20,196
February	21,504	22,039
March	23,202	24,506
April	23,941	25,349
May	23,966	25,381
June	23,974	25,390

### QUALITY

	Quantity	Base Number	Contract	LHB	Wales
% of FP17s for the same patient ID Re-attending within 3 months - Children	79	2,018	3.9%	7.7%	10.8%
% of FP17s for the same patient ID Re-attending within 3 months - Adults	940	9,248	10.2%	13.1%	15.7%
% of FP17s for the same patient ID Re-attending between 3 & 9 months - Children	799	2,018	39.6%	59.0%	59.7%
% of FP17s for the same patient ID Re-attending between 3 & 9 months - Adults	4,307	9,248	46.6%	53.8%	55.5%
% of FP17s for Band 1 Urgent Courses	854	11,211	7.6%	8.4%	9.0%
% of FP17s Relating to Free Repair or Replacements	23	11,211	0.2%	0.7%	0.7%
% of FP17s Relating to Continuations	64	11,211	0.6%	0.7%	0.7%
% of Patients satisfied with the dentistry they have received	37	42	88.1%	92.6%	92.4%
% of Patients satisfied with the time they had to wait for an appointment	32	42	76.2%	86.6%	87.1%

\* This is based on patients treated on this contract for their most recent course of treatment. Figures in italics indicate the base number of FP17s or Patient Questionnaire responses are less than 100. N/A is shown where the base number of responses is less than 10 during the period. % is calculated as Quantity/Base number\*100

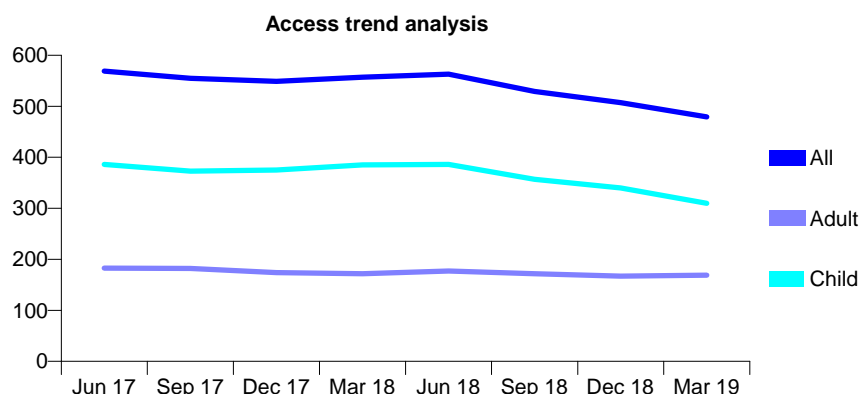
## 7A1 - Vital Signs At a Glance Contract Report for 145688/0001 - Year end March 2019

Name or company name	Mr R Bennett
Contract type name	GDS Contract
Purpose of contract	General
Contract start date	01/03/2011
Contract end date	

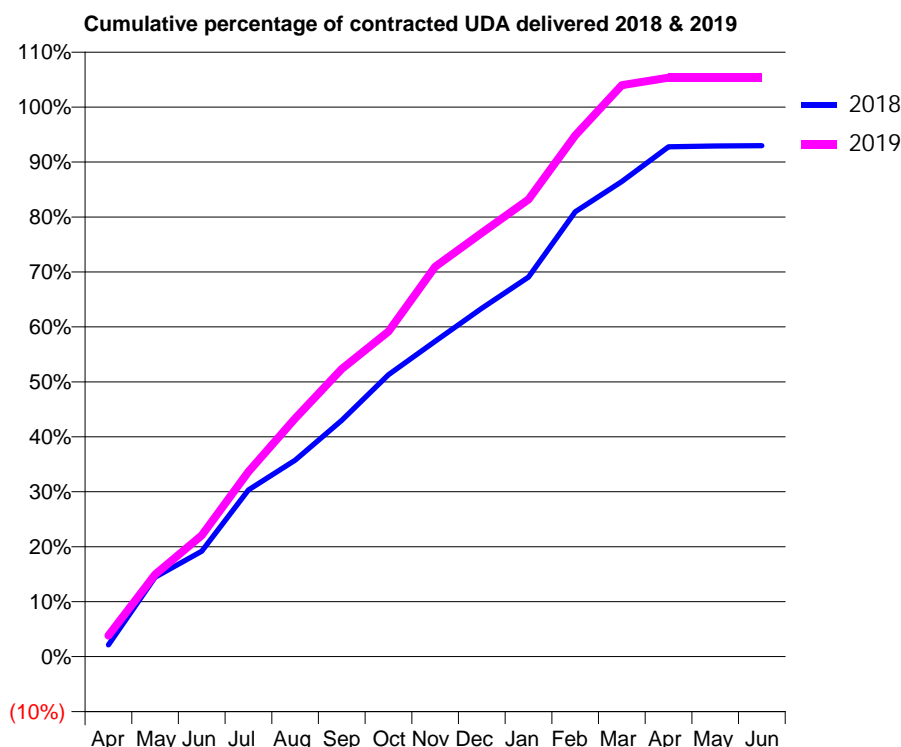
18/19 Contracted general activity (UDA)	1,100
Carry forward general activity (UDA)	0
18/19 Contracted orthodontic activity (UOA)	0
Carry forward orthodontic activity (UOA)	0
Baseline contract value	£27,543.34

### ACCESS\*

Patients seen in 24 months	Total	Change since previous quarter
Quarter ending March 2018	557	
Quarter ending June 2018	563	→
Quarter ending September 2018	529	↓
Quarter ending December 2018	507	↓
Quarter ending March 2019	479	↓
<b>Variance since March 2018</b>	<b>(14.0%)</b>	<b>↓</b>



### ACTIVITY



Adjusted Scheduled Activity (UDA)		
Month	2018	2019
April	29	42
May	196	165
June	259	243
July	410	370
August	483	477
September	582	576
October	694	651
November	776	781
December	857	848
January	934	915
February	1,094	1,043
March	1,169	1,144
April	1,254	1,159
May	1,256	1,159
June	1,257	1,159

### QUALITY

	Quantity	Base Number	Contract	LHB	Wales
% of FP17s for the same patient ID Re-attending within 3 months - Children	32	572	5.6%	7.7%	10.8%
% of FP17s for the same patient ID Re-attending within 3 months - Adults	46	223	20.6%	13.1%	15.7%
% of FP17s for the same patient ID Re-attending between 3 & 9 months - Children	353	572	61.7%	59.0%	59.7%
% of FP17s for the same patient ID Re-attending between 3 & 9 months - Adults	108	223	48.4%	53.8%	55.5%
% of FP17s for Band 1 Urgent Courses	36	742	4.9%	8.4%	9.0%
% of FP17s Relating to Free Repair or Replacements	0	742	0.0%	0.7%	0.7%
% of FP17s Relating to Continuations	0	742	0.0%	0.7%	0.7%
% of Patients satisfied with the dentistry they have received	0	0	N/A	92.6%	92.4%
% of Patients satisfied with the time they had to wait for an appointment	0	0	N/A	86.6%	87.1%

\* This is based on patients treated on this contract for their most recent course of treatment.

Figures in *italics* indicate the base number of FP17s or Patient Questionnaire responses are less than 100. N/A is shown where the base number of responses is less than 10 during the period. % is calculated as Quantity/Base number\*100

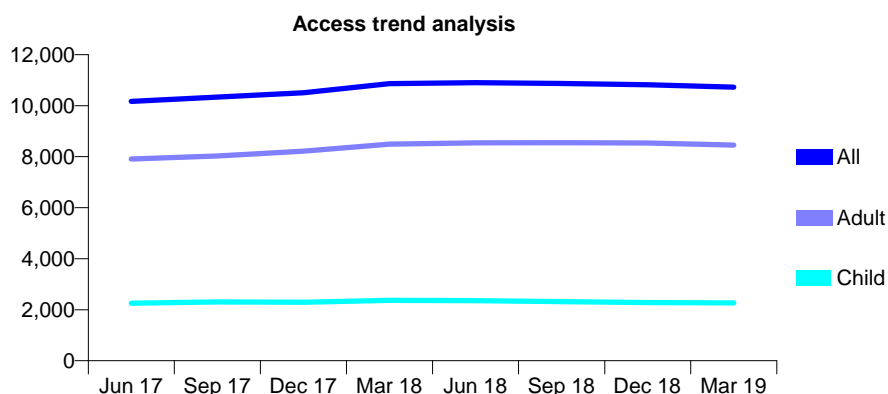
## 7A1 - Vital Signs At a Glance Contract Report for 151912/0001 - Year end March 2019

Name or company name	IJW & GA DOUGLAS LIMITED
Contract type name	GDS Contract
Purpose of contract	General
Contract start date	01/05/2011
Contract end date	

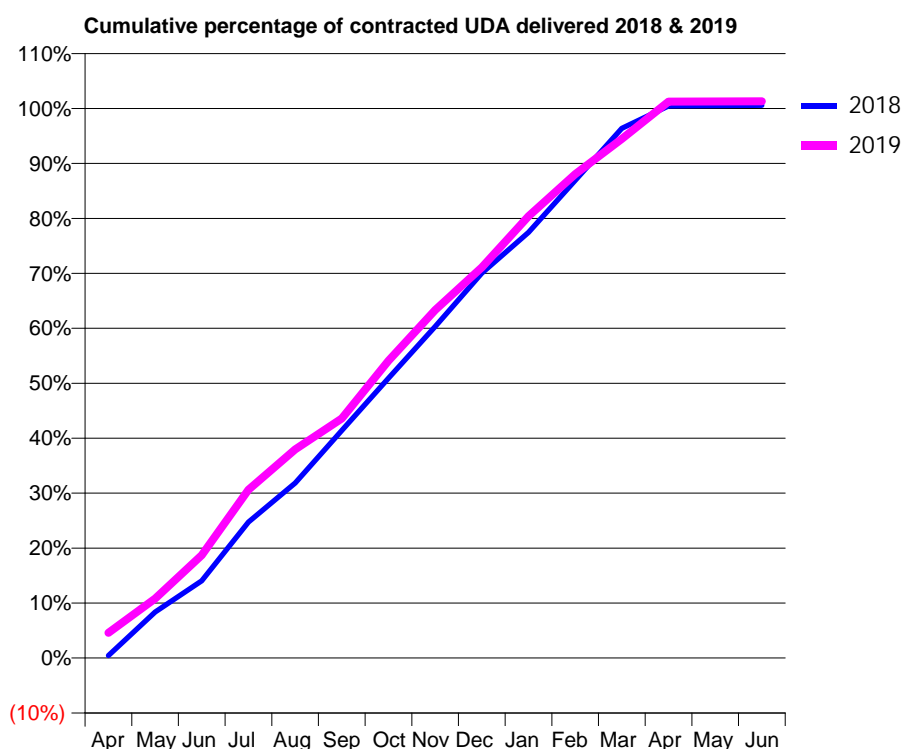
18/19 Contracted general activity (UDA)	31,372
Carry forward general activity (UDA)	-176
18/19 Contracted orthodontic activity (UOA)	0
Carry forward orthodontic activity (UOA)	0
Baseline contract value	£823,023.37

### ACCESS\*

Patients seen in 24 months	Total	Change since previous quarter
Quarter ending March 2018	10,863	
Quarter ending June 2018	10,898	→
Quarter ending September 2018	10,869	→
Quarter ending December 2018	10,820	→
Quarter ending March 2019	10,728	→
<b>Variance since March 2018</b>	<b>(1.2%)</b>	<b>↓</b>



### ACTIVITY



Adjusted Scheduled Activity (UDA)		
Month	2018	2019
April	142	1,441
May	2,630	3,393
June	4,409	5,877
July	7,760	9,615
August	9,990	11,909
September	12,987	13,673
October	15,974	16,970
November	18,932	19,869
December	21,964	22,296
January	24,299	25,222
February	27,268	27,626
March	30,234	29,633
April	31,512	31,765
May	31,539	31,776
June	31,548	31,778

### QUALITY

	Quantity	Base Number	Contract	LHB	Wales
% of FP17s for the same patient ID Re-attending within 3 months - Children	207	3,143	6.6%	7.7%	10.8%
% of FP17s for the same patient ID Re-attending within 3 months - Adults	1,521	11,495	13.2%	13.1%	15.7%
% of FP17s for the same patient ID Re-attending between 3 & 9 months - Children	1,675	3,143	53.3%	59.0%	59.7%
% of FP17s for the same patient ID Re-attending between 3 & 9 months - Adults	5,574	11,495	48.5%	53.8%	55.5%
% of FP17s for Band 1 Urgent Courses	922	15,036	6.1%	8.4%	9.0%
% of FP17s Relating to Free Repair or Replacements	121	15,036	0.8%	0.7%	0.7%
% of FP17s Relating to Continuations	97	15,036	0.6%	0.7%	0.7%
% of Patients satisfied with the dentistry they have received	18	18	100.0%	92.6%	92.4%
% of Patients satisfied with the time they had to wait for an appointment	18	18	100.0%	86.6%	87.1%

\* This is based on patients treated on this contract for their most recent course of treatment.

Figures in italics indicate the base number of FP17s or Patient Questionnaire responses are less than 100. N/A is shown where the base number of responses is less than 10 during the period. % is calculated as Quantity/Base number\*100

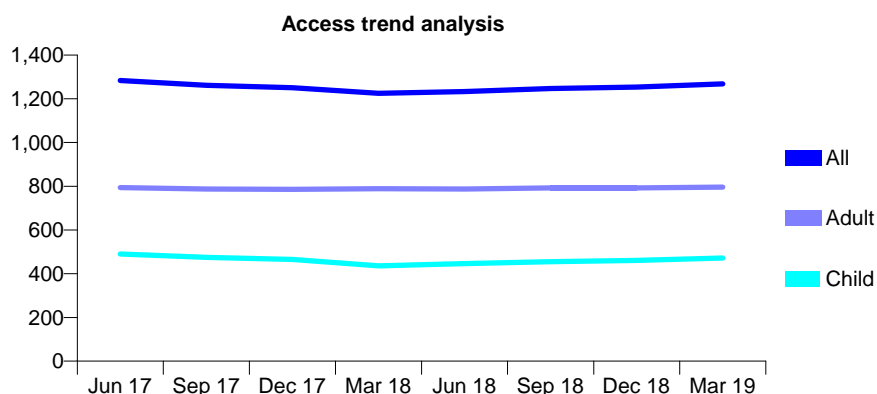
## 7A1 - Vital Signs At a Glance Contract Report for 154423/0001 - Year end March 2019

Name or company name	Rhos Road Dental Practice Partnership
Contract type name	GDS Contract
Purpose of contract	General
Contract start date	01/12/2012
Contract end date	

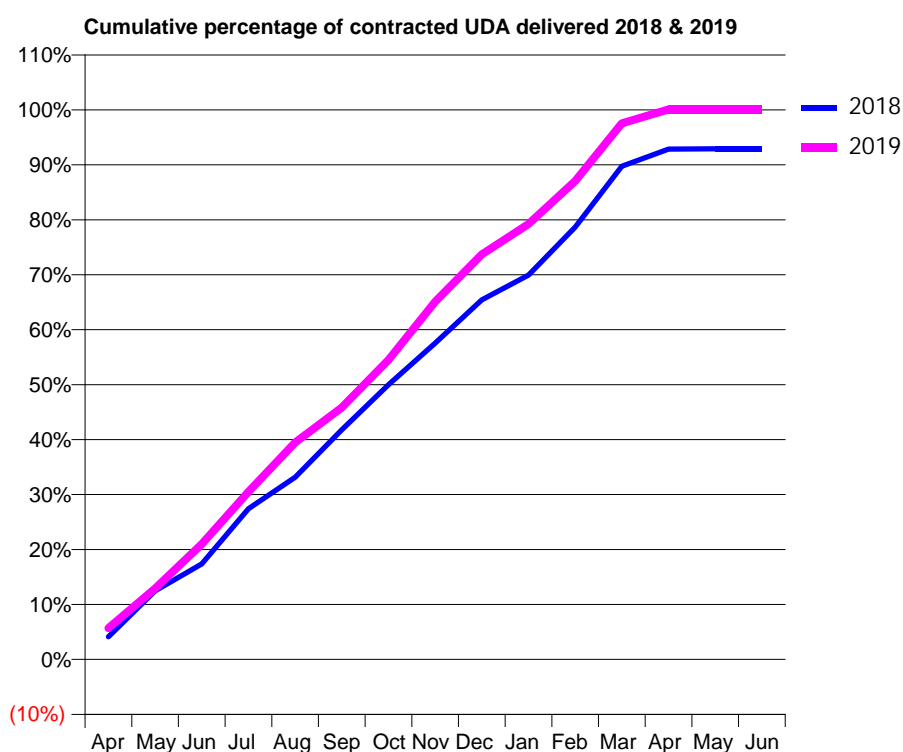
18/19 Contracted general activity (UDA)	3,836
Carry forward general activity (UDA)	0
18/19 Contracted orthodontic activity (UOA)	0
Carry forward orthodontic activity (UOA)	0
Baseline contract value	£99,154.15

### ACCESS\*

Patients seen in 24 months	Total	Change since previous quarter
Quarter ending March 2018	1,225	
Quarter ending June 2018	1,233	→
Quarter ending September 2018	1,247	→
Quarter ending December 2018	1,254	→
Quarter ending March 2019	1,268	→
<b>Variance since March 2018</b>	<b>3.5%</b>	<b>↑</b>



### ACTIVITY



Adjusted Scheduled Activity (UDA)		
Month	2018	2019
April	157	218
May	479	496
June	666	804
July	1,052	1,170
August	1,272	1,514
September	1,602	1,758
October	1,918	2,092
November	2,207	2,497
December	2,509	2,827
January	2,683	3,039
February	3,018	3,339
March	3,442	3,742
April	3,562	3,839
May	3,564	3,839
June	3,564	3,839

### QUALITY

	Quantity	Base Number	Contract	LHB	Wales
% of FP17s for the same patient ID Re-attending within 3 months - Children	38	831	4.6%	7.7%	10.8%
% of FP17s for the same patient ID Re-attending within 3 months - Adults	159	1,358	11.7%	13.1%	15.7%
% of FP17s for the same patient ID Re-attending between 3 & 9 months - Children	542	831	65.2%	59.0%	59.7%
% of FP17s for the same patient ID Re-attending between 3 & 9 months - Adults	943	1,358	69.4%	53.8%	55.5%
% of FP17s for Band 1 Urgent Courses	122	2,197	5.6%	8.4%	9.0%
% of FP17s Relating to Free Repair or Replacements	5	2,197	0.2%	0.7%	0.7%
% of FP17s Relating to Continuations	16	2,197	0.7%	0.7%	0.7%
% of Patients satisfied with the dentistry they have received	6	7	N/A	92.6%	92.4%
% of Patients satisfied with the time they had to wait for an appointment	5	7	N/A	86.6%	87.1%

\* This is based on patients treated on this contract for their most recent course of treatment. Figures in italics indicate the base number of FP17s or Patient Questionnaire responses are less than 100. N/A is shown where the base number of responses is less than 10 during the period. % is calculated as Quantity/Base number\*100



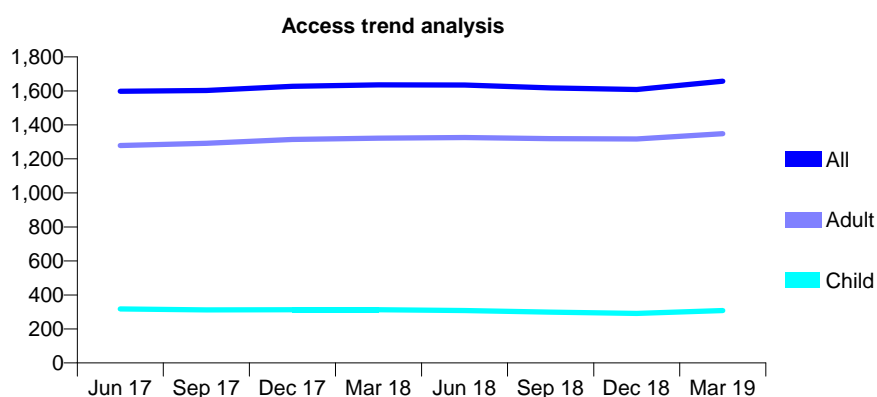
## 7A1 - Vital Signs At a Glance Contract Report for 154733/0001 - Year end March 2019

Name or company name	ALS (Dental Surgeon) Ltd
Contract type name	GDS Contract
Purpose of contract	General
Contract start date	01/01/2015
Contract end date	

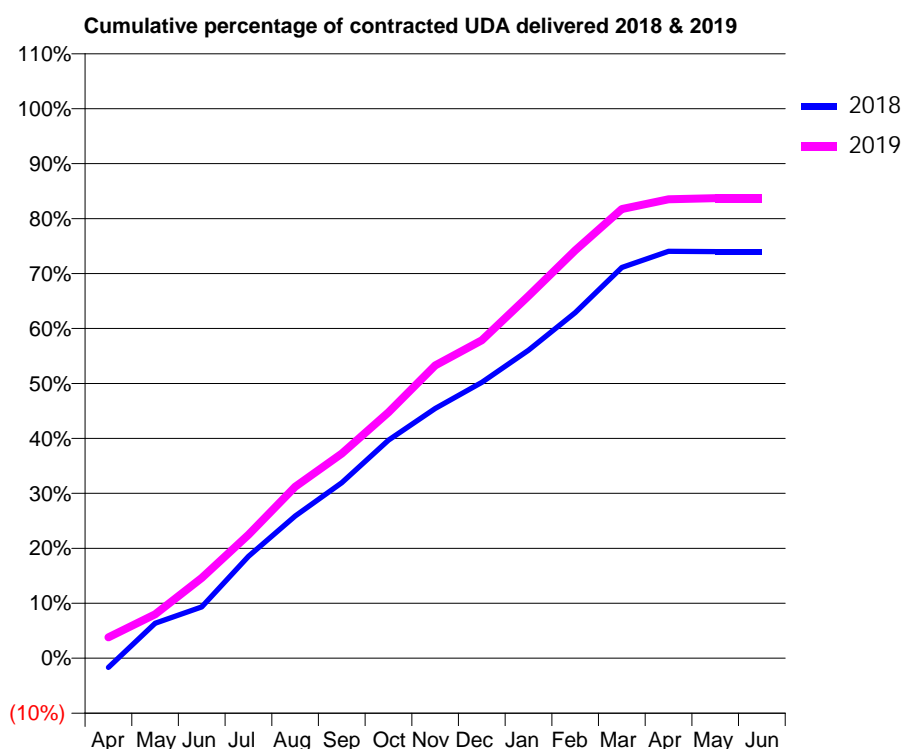
18/19 Contracted general activity (UDA)	5,817
Carry forward general activity (UDA)	0
18/19 Contracted orthodontic activity (UOA)	0
Carry forward orthodontic activity (UOA)	0
Baseline contract value	£148,164.28

### ACCESS\*

Patients seen in 24 months	Total	Change since previous quarter
Quarter ending March 2018	1,635	
Quarter ending June 2018	1,634	→
Quarter ending September 2018	1,618	→
Quarter ending December 2018	1,608	→
Quarter ending March 2019	1,657	↑
<b>Variance since March 2018</b>	<b>1.3%</b>	<b>→</b>



### ACTIVITY



Adjusted Scheduled Activity (UDA)		
Month	2018	2019
April	-98	221
May	370	465
June	542	850
July	1,079	1,307
August	1,505	1,816
September	1,858	2,167
October	2,308	2,604
November	2,643	3,099
December	2,920	3,364
January	3,260	3,835
February	3,658	4,317
March	4,136	4,755
April	4,308	4,858
May	4,304	4,869
June	4,304	4,869

### QUALITY

	Quantity	Base Number	Contract	LHB	Wales
% of FP17s for the same patient ID Re-attending within 3 months - Children	28	466	6.0%	7.7%	10.8%
% of FP17s for the same patient ID Re-attending within 3 months - Adults	309	2,026	15.3%	13.1%	15.7%
% of FP17s for the same patient ID Re-attending between 3 & 9 months - Children	279	466	59.9%	59.0%	59.7%
% of FP17s for the same patient ID Re-attending between 3 & 9 months - Adults	895	2,026	44.2%	53.8%	55.5%
% of FP17s for Band 1 Urgent Courses	195	2,488	7.8%	8.4%	9.0%
% of FP17s Relating to Free Repair or Replacements	26	2,488	1.0%	0.7%	0.7%
% of FP17s Relating to Continuations	0	2,488	0.0%	0.7%	0.7%
% of Patients satisfied with the dentistry they have received	0	0	N/A	92.6%	92.4%
% of Patients satisfied with the time they had to wait for an appointment	0	0	N/A	86.6%	87.1%

\* This is based on patients treated on this contract for their most recent course of treatment.

Figures in italics indicate the base number of FP17s or Patient Questionnaire responses are less than 100. N/A is shown where the base number of responses is less than 10 during the period. % is calculated as Quantity/Base number\*100



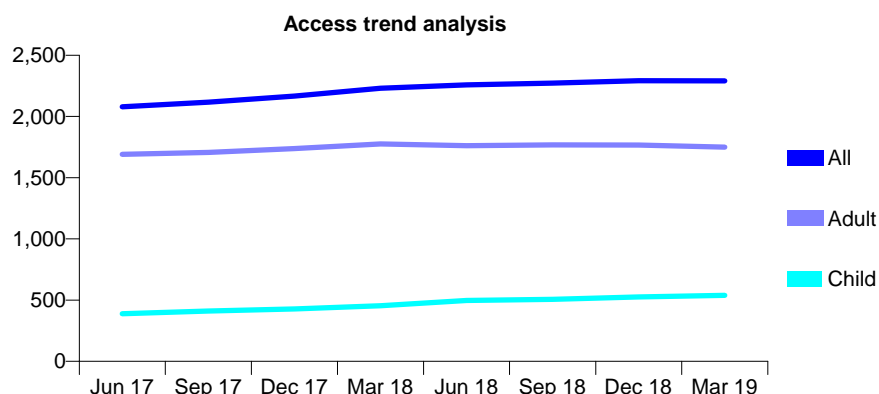
## 7A1 - Vital Signs At a Glance Contract Report for 155373/0001 - Year end March 2019

Name or company name	SC & C Edwards
Contract type name	GDS Contract
Purpose of contract	General
Contract start date	01/08/2013
Contract end date	

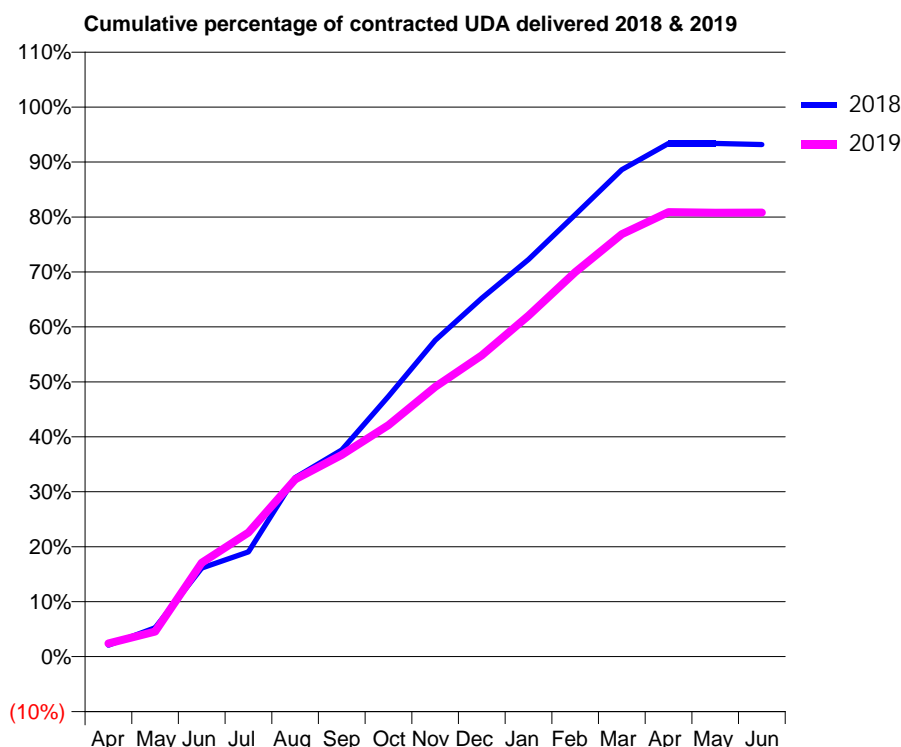
18/19 Contracted general activity (UDA)	7,849
Carry forward general activity (UDA)	0
18/19 Contracted orthodontic activity (UOA)	0
Carry forward orthodontic activity (UOA)	0
Baseline contract value	£148,251.77

### ACCESS\*

Patients seen in 24 months	Total	Change since previous quarter
Quarter ending March 2018	2,230	
Quarter ending June 2018	2,258	→
Quarter ending September 2018	2,273	→
Quarter ending December 2018	2,292	→
Quarter ending March 2019	2,290	→
<b>Variance since March 2018</b>	<b>2.7%</b>	<b>↑</b>



### ACTIVITY



Adjusted Scheduled Activity (UDA)		
Month	2018	2019
April	154	189
May	386	360
June	1,185	1,339
July	1,401	1,773
August	2,394	2,532
September	2,763	2,881
October	3,481	3,308
November	4,229	3,851
December	4,794	4,304
January	5,313	4,869
February	5,910	5,491
March	6,512	6,034
April	6,864	6,349
May	6,863	6,340
June	6,848	6,341

### QUALITY

	Quantity	Base Number	Contract	LHB	Wales
% of FP17s for the same patient ID Re-attending within 3 months - Children	46	830	5.5%	7.7%	10.8%
% of FP17s for the same patient ID Re-attending within 3 months - Adults	399	2,933	13.6%	13.1%	15.7%
% of FP17s for the same patient ID Re-attending between 3 & 9 months - Children	515	830	62.0%	59.0%	59.7%
% of FP17s for the same patient ID Re-attending between 3 & 9 months - Adults	2,070	2,933	70.6%	53.8%	55.5%
% of FP17s for Band 1 Urgent Courses	239	3,723	6.4%	8.4%	9.0%
% of FP17s Relating to Free Repair or Replacements	72	3,723	1.9%	0.7%	0.7%
% of FP17s Relating to Continuations	25	3,723	0.7%	0.7%	0.7%
% of Patients satisfied with the dentistry they have received	10	10	100.0%	92.6%	92.4%
% of Patients satisfied with the time they had to wait for an appointment	9	10	90.0%	86.6%	87.1%

\* This is based on patients treated on this contract for their most recent course of treatment.  
 Figures in *italics* indicate the base number of FP17s or Patient Questionnaire responses are less than 100. N/A is shown where the base number of responses is less than 10 during the period. % is calculated as Quantity/Base number\*100

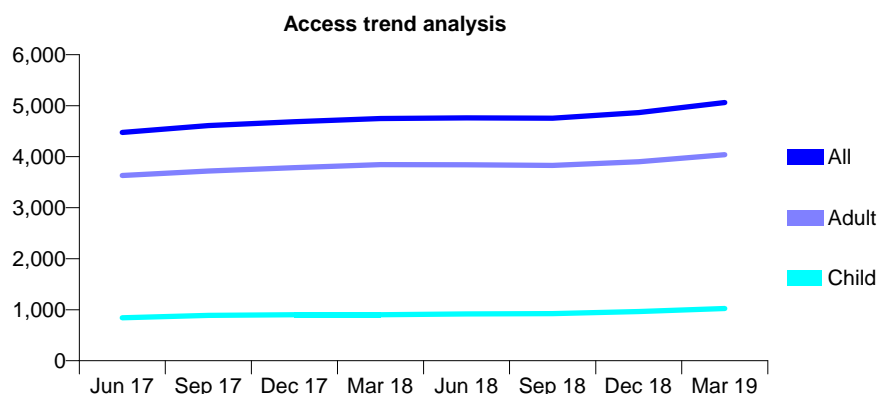
## 7A1 - Vital Signs At a Glance Contract Report for 155640/0001 - Year end March 2019

Name or company name	PR Griffiths
Contract type name	GDS Contract
Purpose of contract	General
Contract start date	31/10/2014
Contract end date	

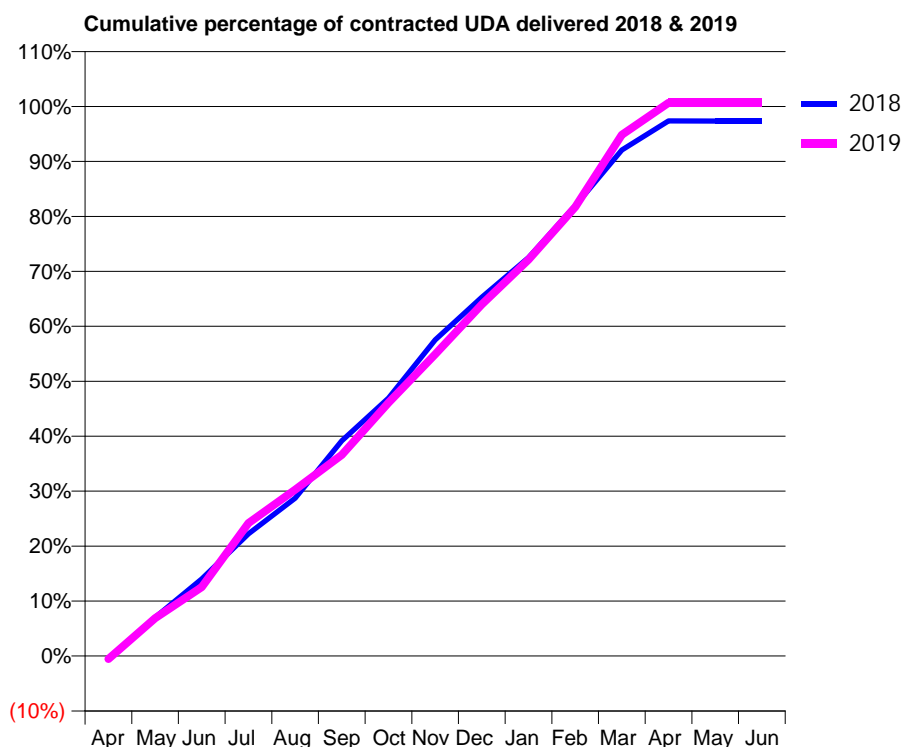
18/19 Contracted general activity (UDA)	14,028
Carry forward general activity (UDA)	372
18/19 Contracted orthodontic activity (UOA)	0
Carry forward orthodontic activity (UOA)	0
Baseline contract value	£429,675.54

### ACCESS\*

Patients seen in 24 months	Total	Change since previous quarter
Quarter ending March 2018	4,748	
Quarter ending June 2018	4,763	→
Quarter ending September 2018	4,755	→
Quarter ending December 2018	4,864	↑
Quarter ending March 2019	5,063	↑
<b>Variance since March 2018</b>	<b>6.6%</b>	<b>↑</b>



### ACTIVITY



Adjusted Scheduled Activity (UDA)		
Month	2018	2019
April	-69	-81
May	988	967
June	1,969	1,757
July	3,119	3,393
August	4,032	4,245
September	5,491	5,136
October	6,585	6,466
November	8,068	7,703
December	9,160	8,975
January	10,171	10,119
February	11,494	11,460
March	12,914	13,301
April	13,658	14,121
May	13,656	14,122
June	13,656	14,122

### QUALITY

	Quantity	Base Number	Contract	LHB	Wales
% of FP17s for the same patient ID Re-attending within 3 months - Children	49	1,672	2.9%	7.7%	10.8%
% of FP17s for the same patient ID Re-attending within 3 months - Adults	782	6,227	12.6%	13.1%	15.7%
% of FP17s for the same patient ID Re-attending between 3 & 9 months - Children	1,113	1,672	66.6%	59.0%	59.7%
% of FP17s for the same patient ID Re-attending between 3 & 9 months - Adults	3,279	6,227	52.7%	53.8%	55.5%
% of FP17s for Band 1 Urgent Courses	776	7,827	9.9%	8.4%	9.0%
% of FP17s Relating to Free Repair or Replacements	67	7,827	0.9%	0.7%	0.7%
% of FP17s Relating to Continuations	21	7,827	0.3%	0.7%	0.7%
% of Patients satisfied with the dentistry they have received	9	9	N/A	92.6%	92.4%
% of Patients satisfied with the time they had to wait for an appointment	9	9	N/A	86.6%	87.1%

\* This is based on patients treated on this contract for their most recent course of treatment.

Figures in italics indicate the base number of FP17s or Patient Questionnaire responses are less than 100. N/A is shown where the base number of responses is less than 10 during the period. % is calculated as Quantity/Base number\*100

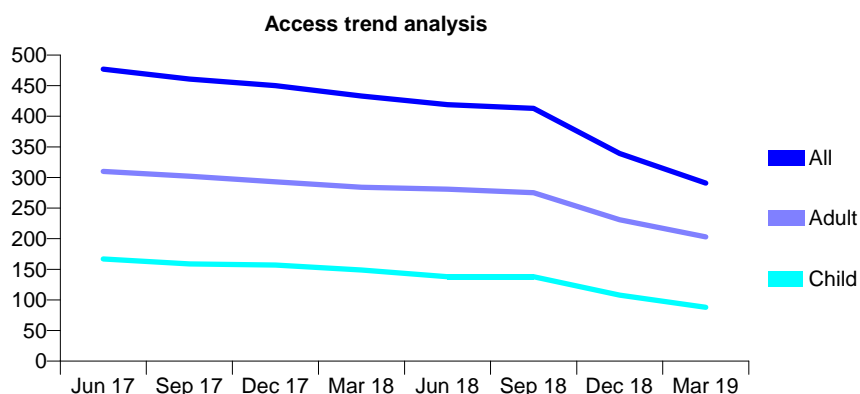
## 7A1 - Vital Signs At a Glance Contract Report for 158194/0028 - Year end March 2019

Name or company name	Denticare Ltd
Contract type name	GDS Contract
Purpose of contract	General
Contract start date	01/03/2011
Contract end date	31/10/2018

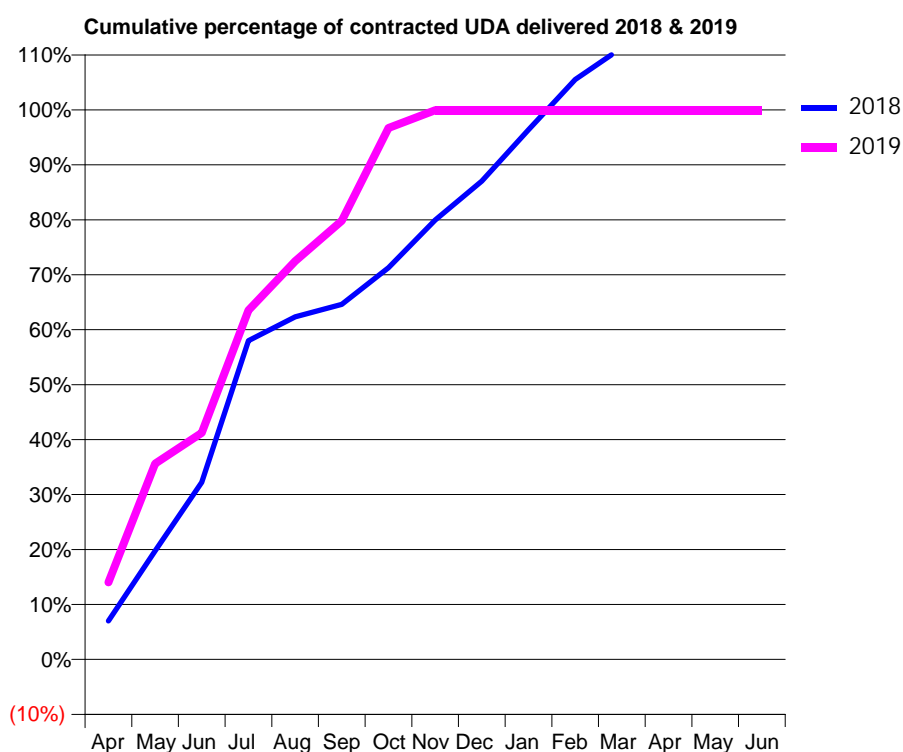
18/19 Contracted general activity (UDA)	700
Carry forward general activity (UDA)	-60
18/19 Contracted orthodontic activity (UOA)	0
Carry forward orthodontic activity (UOA)	0
Baseline contract value	£18,172.16

### ACCESS\*

Patients seen in 24 months	Total	Change since previous quarter
Quarter ending March 2018	433	
Quarter ending June 2018	419	↓
Quarter ending September 2018	413	↓
Quarter ending December 2018	339	↓
Quarter ending March 2019	291	↓
<b>Variance since March 2018</b>	<b>(32.8%)</b>	<b>↓</b>



### ACTIVITY



Adjusted Scheduled Activity (UDA)		
Month	2018	2019
April	84	83
May	237	211
June	387	244
July	696	376
August	748	429
September	775	472
October	855	572
November	959	592
December	1,044	592
January	1,156	592
February	1,266	592
March	1,336	592
April	1,356	592
May	1,359	592
June	1,359	592

### QUALITY

	Quantity	Base Number	Contract	LHB	Wales
% of FP17s for the same patient ID Re-attending within 3 months - Children	11	108	10.2%	7.7%	10.8%
% of FP17s for the same patient ID Re-attending within 3 months - Adults	27	159	17.0%	13.1%	15.7%
% of FP17s for the same patient ID Re-attending between 3 & 9 months - Children	75	108	69.4%	59.0%	59.7%
% of FP17s for the same patient ID Re-attending between 3 & 9 months - Adults	85	159	53.5%	53.8%	55.5%
% of FP17s for Band 1 Urgent Courses	3	252	1.2%	8.4%	9.0%
% of FP17s Relating to Free Repair or Replacements	0	252	0.0%	0.7%	0.7%
% of FP17s Relating to Continuations	11	252	4.4%	0.7%	0.7%
% of Patients satisfied with the dentistry they have received	0	0	N/A	92.6%	92.4%
% of Patients satisfied with the time they had to wait for an appointment	0	0	N/A	86.6%	87.1%

\* This is based on patients treated on this contract for their most recent course of treatment. Figures in italics indicate the base number of FP17s or Patient Questionnaire responses are less than 100. N/A is shown where the base number of responses is less than 10 during the period. % is calculated as Quantity/Base number\*100

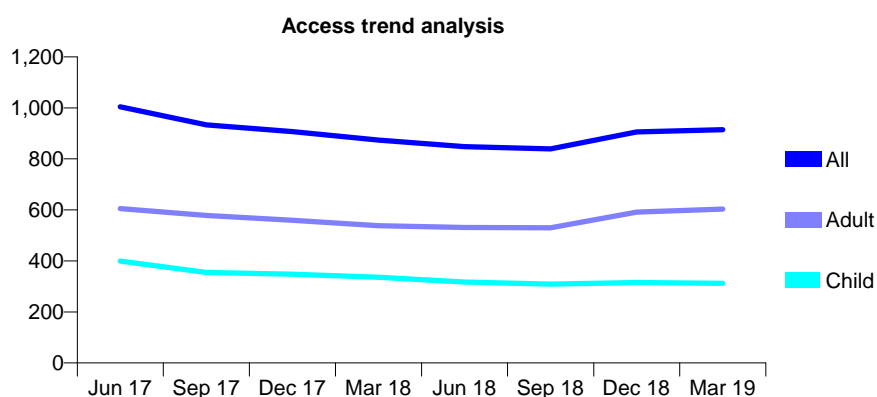
## 7A1 - Vital Signs At a Glance Contract Report for 160679/0001 - Year end March 2019

Name or company name	T Ferguson
Contract type name	GDS Contract
Purpose of contract	General
Contract start date	01/06/2015
Contract end date	

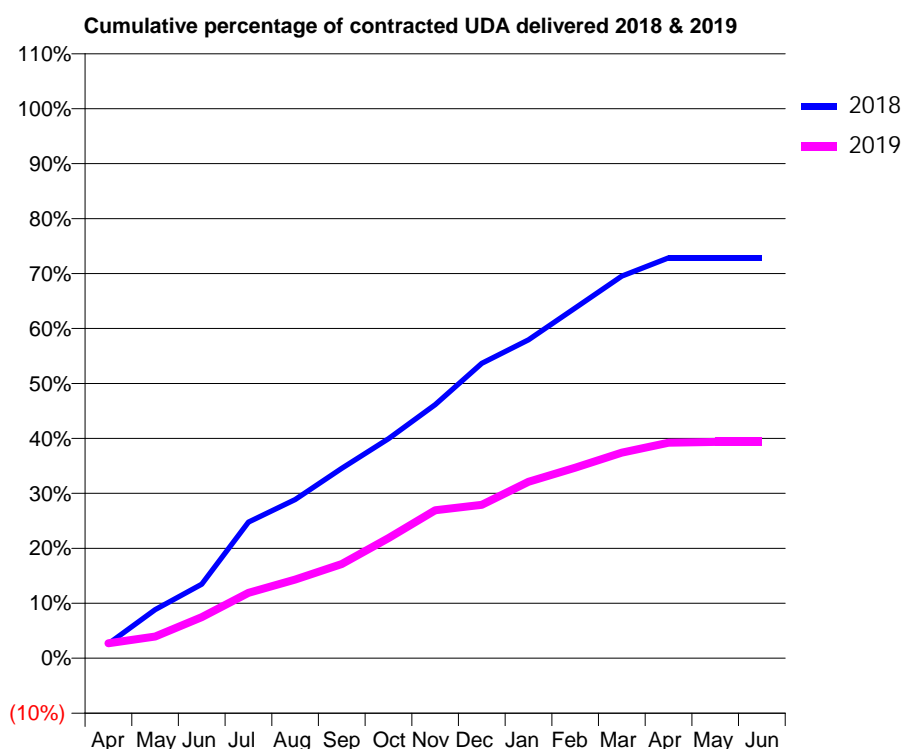
18/19 Contracted general activity (UDA)	5,402
Carry forward general activity (UDA)	0
18/19 Contracted orthodontic activity (UOA)	0
Carry forward orthodontic activity (UOA)	0
Baseline contract value	£130,513.43

### ACCESS\*

Patients seen in 24 months	Total	Change since previous quarter
Quarter ending March 2018	874	
Quarter ending June 2018	848	↓
Quarter ending September 2018	839	↓
Quarter ending December 2018	906	↑
Quarter ending March 2019	915	→
<b>Variance since March 2018</b>	<b>4.7%</b>	<b>↑</b>



### ACTIVITY



Adjusted Scheduled Activity (UDA)		
Month	2018	2019
April	74	147
May	248	213
June	377	404
July	693	642
August	807	774
September	967	926
October	1,118	1,181
November	1,291	1,454
December	1,502	1,508
January	1,621	1,735
February	1,784	1,873
March	1,946	2,021
April	2,038	2,118
May	2,038	2,126
June	2,038	2,126

### QUALITY

	Quantity	Base Number	Contract	LHB	Wales
% of FP17s for the same patient ID Re-attending within 3 months - Children	23	385	6.0%	7.7%	10.8%
% of FP17s for the same patient ID Re-attending within 3 months - Adults	49	680	7.2%	13.1%	15.7%
% of FP17s for the same patient ID Re-attending between 3 & 9 months - Children	200	385	51.9%	59.0%	59.7%
% of FP17s for the same patient ID Re-attending between 3 & 9 months - Adults	323	680	47.5%	53.8%	55.5%
% of FP17s for Band 1 Urgent Courses	33	1,101	3.0%	8.4%	9.0%
% of FP17s Relating to Free Repair or Replacements	4	1,101	0.4%	0.7%	0.7%
% of FP17s Relating to Continuations	1	1,101	0.1%	0.7%	0.7%
% of Patients satisfied with the dentistry they have received	1	1	N/A	92.6%	92.4%
% of Patients satisfied with the time they had to wait for an appointment	1	1	N/A	86.6%	87.1%

\* This is based on patients treated on this contract for their most recent course of treatment. Figures in italics indicate the base number of FP17s or Patient Questionnaire responses are less than 100. N/A is shown where the base number of responses is less than 10 during the period. % is calculated as Quantity/Base number\*100

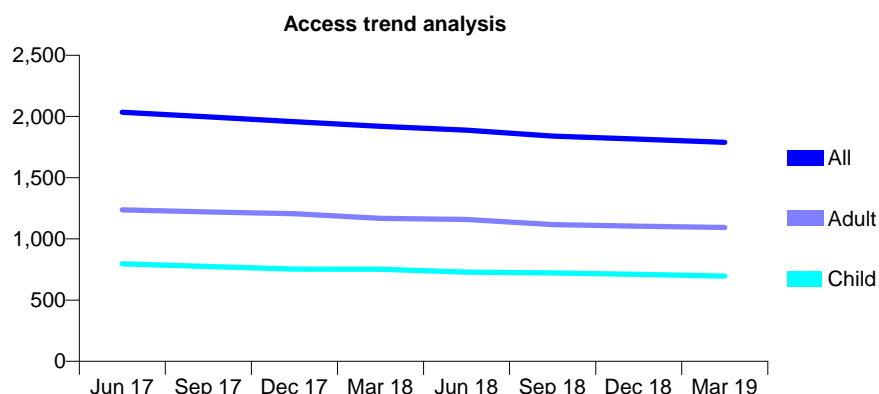
## 7A1 - Vital Signs At a Glance Contract Report for 162302/0001 - Year end March 2019

Name or company name	Connahs Quay Dental Practice Ltd
Contract type name	GDS Contract
Purpose of contract	General
Contract start date	01/01/2010
Contract end date	

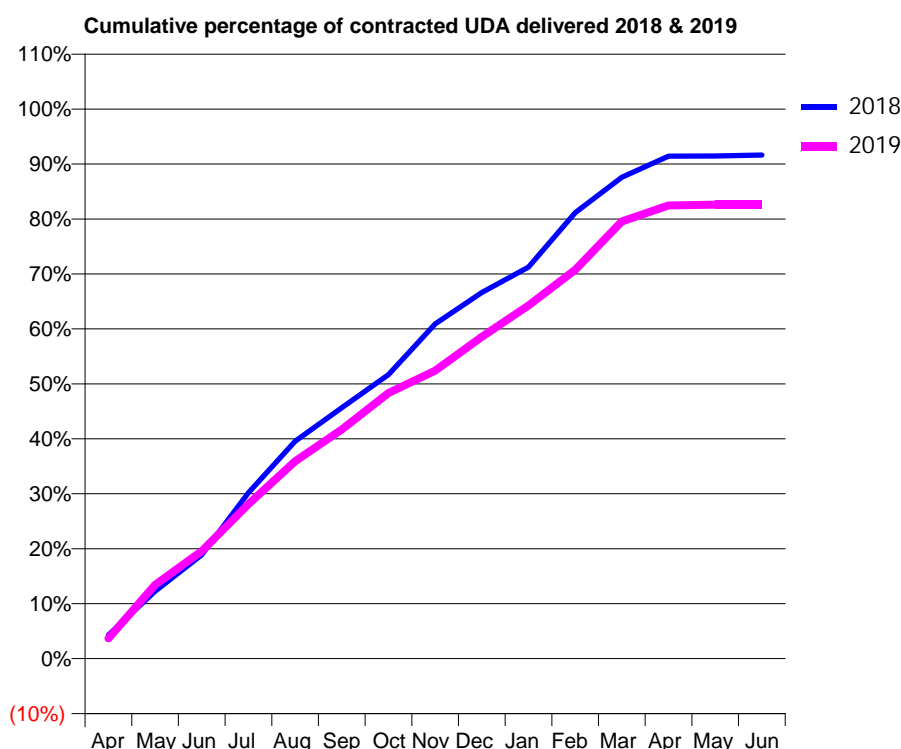
18/19 Contracted general activity (UDA)	6,036
Carry forward general activity (UDA)	0
18/19 Contracted orthodontic activity (UOA)	0
Carry forward orthodontic activity (UOA)	0
Baseline contract value	£109,836.05

### ACCESS\*

Patients seen in 24 months	Total	Change since previous quarter
Quarter ending March 2018	1,920	
Quarter ending June 2018	1,888	↓
Quarter ending September 2018	1,840	↓
Quarter ending December 2018	1,815	↓
Quarter ending March 2019	1,789	↓
<b>Variance since March 2018</b>	<b>(6.8%)</b>	<b>↓</b>



### ACTIVITY



Adjusted Scheduled Activity (UDA)		
Month	2018	2019
April	260	223
May	740	811
June	1,140	1,182
July	1,822	1,697
August	2,388	2,169
September	2,756	2,515
October	3,120	2,916
November	3,677	3,163
December	4,022	3,533
January	4,300	3,878
February	4,897	4,270
March	5,287	4,801
April	5,518	4,978
May	5,520	4,986
June	5,531	4,986

### QUALITY

	Quantity	Base Number	Contract	LHB	Wales
% of FP17s for the same patient ID Re-attending within 3 months - Children	97	1,166	8.3%	7.7%	10.8%
% of FP17s for the same patient ID Re-attending within 3 months - Adults	314	1,679	18.7%	13.1%	15.7%
% of FP17s for the same patient ID Re-attending between 3 & 9 months - Children	786	1,166	67.4%	59.0%	59.7%
% of FP17s for the same patient ID Re-attending between 3 & 9 months - Adults	1,114	1,679	66.3%	53.8%	55.5%
% of FP17s for Band 1 Urgent Courses	127	2,821	4.5%	8.4%	9.0%
% of FP17s Relating to Free Repair or Replacements	58	2,821	2.1%	0.7%	0.7%
% of FP17s Relating to Continuations	18	2,821	0.6%	0.7%	0.7%
% of Patients satisfied with the dentistry they have received	10	10	100.0%	92.6%	92.4%
% of Patients satisfied with the time they had to wait for an appointment	9	10	90.0%	86.6%	87.1%

\* This is based on patients treated on this contract for their most recent course of treatment.  
 Figures in *italics* indicate the base number of FP17s or Patient Questionnaire responses are less than 100. N/A is shown where the base number of responses is less than 10 during the period. % is calculated as Quantity/Base number\*100

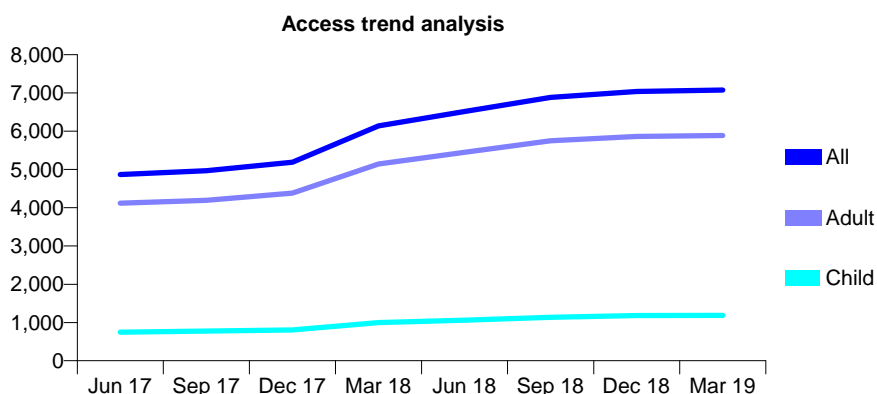
## 7A1 - Vital Signs At a Glance Contract Report for 164542/0001 - Year end March 2019

Name or company name	Coppersun Dental Care Ltd
Contract type name	GDS Contract
Purpose of contract	General
Contract start date	01/11/2009
Contract end date	

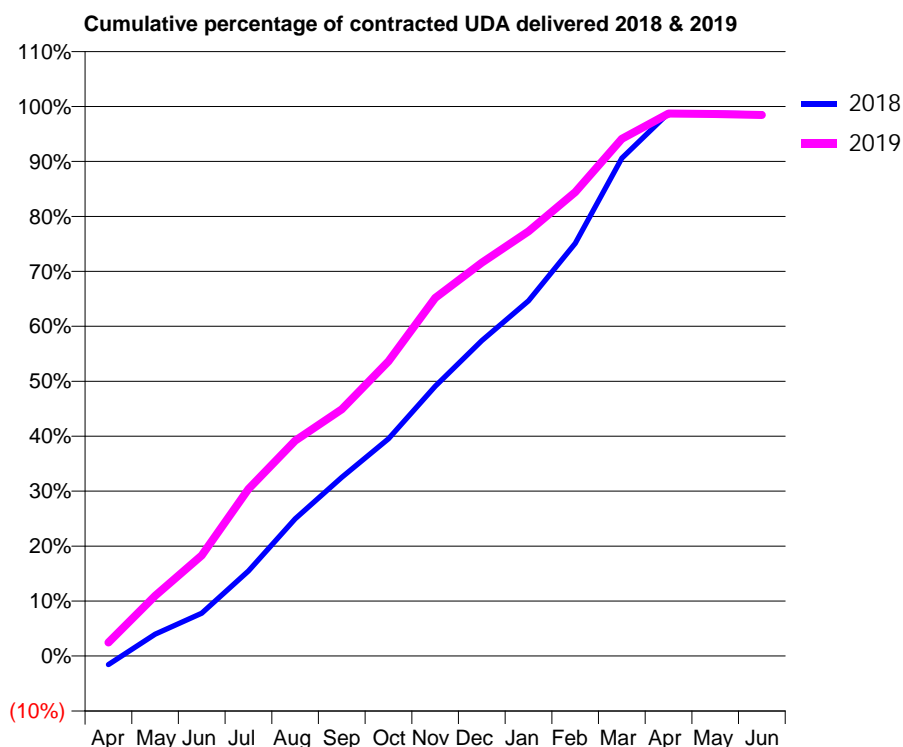
18/19 Contracted general activity (UDA)	18,547
Carry forward general activity (UDA)	237
18/19 Contracted orthodontic activity (UOA)	0
Carry forward orthodontic activity (UOA)	0
Baseline contract value	£405,438.77

### ACCESS\*

Patients seen in 24 months	Total	Change since previous quarter
Quarter ending March 2018	6,141	
Quarter ending June 2018	6,512	↑
Quarter ending September 2018	6,883	↑
Quarter ending December 2018	7,041	↑
Quarter ending March 2019	7,073	→
<b>Variance since March 2018</b>	<b>15.2%</b>	<b>↑</b>



### ACTIVITY



Adjusted Scheduled Activity (UDA)		
Month	2018	2019
April	-277	458
May	708	2,038
June	1,387	3,394
July	2,759	5,639
August	4,445	7,268
September	5,788	8,324
October	7,038	9,949
November	8,734	12,087
December	10,209	13,273
January	11,503	14,331
February	13,364	15,654
March	16,120	17,456
April	17,583	18,305
May	17,576	18,294
June	17,558	18,259

### QUALITY

	Quantity	Base Number	Contract	LHB	Wales
% of FP17s for the same patient ID Re-attending within 3 months - Children	146	1,690	8.6%	7.7%	10.8%
% of FP17s for the same patient ID Re-attending within 3 months - Adults	1,684	8,573	19.6%	13.1%	15.7%
% of FP17s for the same patient ID Re-attending between 3 & 9 months - Children	961	1,690	56.9%	59.0%	59.7%
% of FP17s for the same patient ID Re-attending between 3 & 9 months - Adults	3,898	8,573	45.5%	53.8%	55.5%
% of FP17s for Band 1 Urgent Courses	1,298	10,022	13.0%	8.4%	9.0%
% of FP17s Relating to Free Repair or Replacements	147	10,022	1.5%	0.7%	0.7%
% of FP17s Relating to Continuations	64	10,022	0.6%	0.7%	0.7%
% of Patients satisfied with the dentistry they have received	8	9	N/A	92.6%	92.4%
% of Patients satisfied with the time they had to wait for an appointment	6	9	N/A	86.6%	87.1%

\* This is based on patients treated on this contract for their most recent course of treatment.

Figures in italics indicate the base number of FP17s or Patient Questionnaire responses are less than 100. N/A is shown where the base number of responses is less than 10 during the period. % is calculated as Quantity/Base number\*100

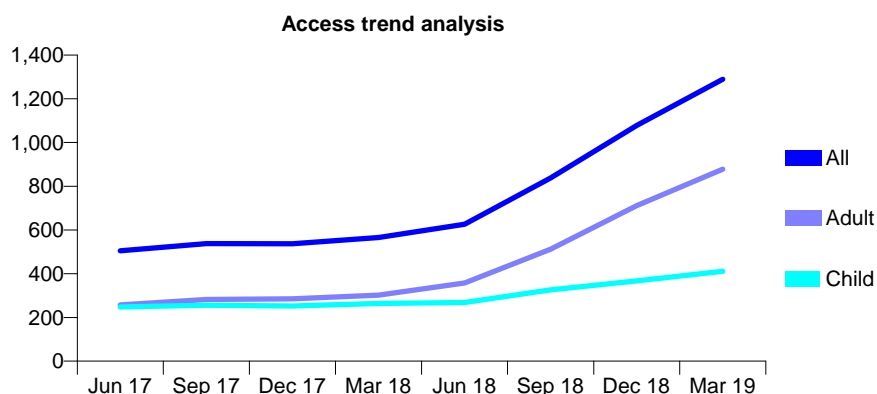
## 7A1 - Vital Signs At a Glance Contract Report for 164577/0001 - Year end March 2019

Name or company name	Entwistle, Williams & Jenkins GDS Contract
Contract type name	Pilot Contract
Purpose of contract	General
Contract start date	31/08/2013
Contract end date	

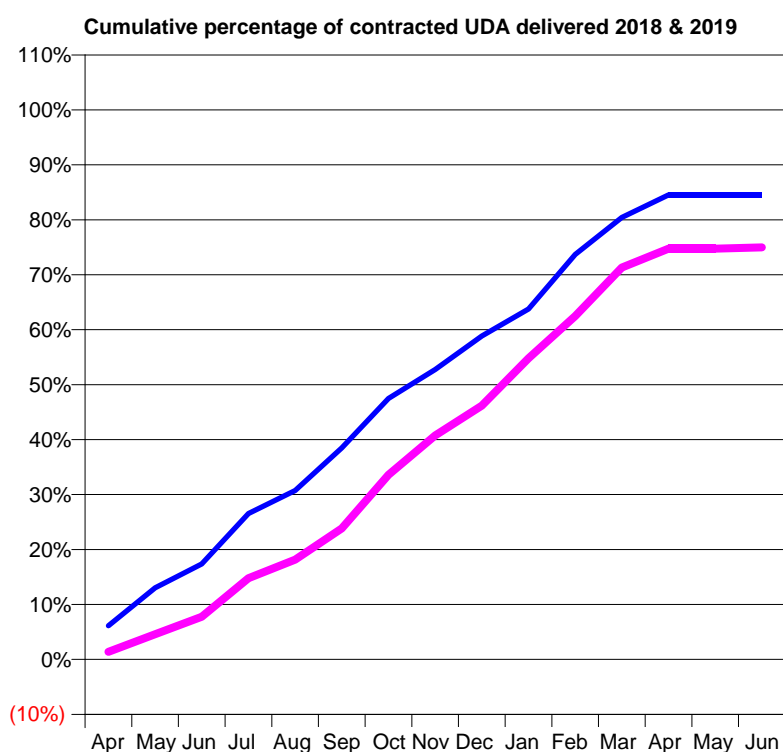
18/19 Contracted general activity (UDA)	5,700
Carry forward general activity (UDA)	0
18/19 Contracted orthodontic activity (UOA)	0
Carry forward orthodontic activity (UOA)	0
Baseline contract value	£141,180.32

### ACCESS\*

Patients seen in 24 months	Total	Change since previous quarter
Quarter ending March 2018	566	
Quarter ending June 2018	626	↑
Quarter ending September 2018	838	↑
Quarter ending December 2018	1,078	↑
Quarter ending March 2019	1,289	↑
<b>Variance since March 2018</b>	<b>127.7%</b>	<b>↑</b>



### ACTIVITY



Adjusted Scheduled Activity (UDA)		
Month	2018	2019
April	110	80
May	235	262
June	313	442
July	478	843
August	553	1,035
September	692	1,359
October	854	1,916
November	949	2,323
December	1,059	2,632
January	1,148	3,124
February	1,326	3,562
March	1,447	4,065
April	1,522	4,260
May	1,522	4,260
June	1,522	4,273

### QUALITY

	Quantity	Base Number	Contract	LHB	Wales
% of FP17s for the same patient ID Re-attending within 3 months - Children	36	610	5.9%	7.7%	10.8%
% of FP17s for the same patient ID Re-attending within 3 months - Adults	193	1,185	16.3%	13.1%	15.7%
% of FP17s for the same patient ID Re-attending between 3 & 9 months - Children	281	610	46.1%	59.0%	59.7%
% of FP17s for the same patient ID Re-attending between 3 & 9 months - Adults	266	1,185	22.4%	53.8%	55.5%
% of FP17s for Band 1 Urgent Courses	197	1,841	10.7%	8.4%	9.0%
% of FP17s Relating to Free Repair or Replacements	11	1,841	0.6%	0.7%	0.7%
% of FP17s Relating to Continuations	6	1,841	0.3%	0.7%	0.7%
% of Patients satisfied with the dentistry they have received	3	3	N/A	92.6%	92.4%
% of Patients satisfied with the time they had to wait for an appointment	3	3	N/A	86.6%	87.1%

\* This is based on patients treated on this contract for their most recent course of treatment. Figures in italics indicate the base number of FP17s or Patient Questionnaire responses are less than 100. N/A is shown where the base number of responses is less than 10 during the period. % is calculated as Quantity/Base number\*100



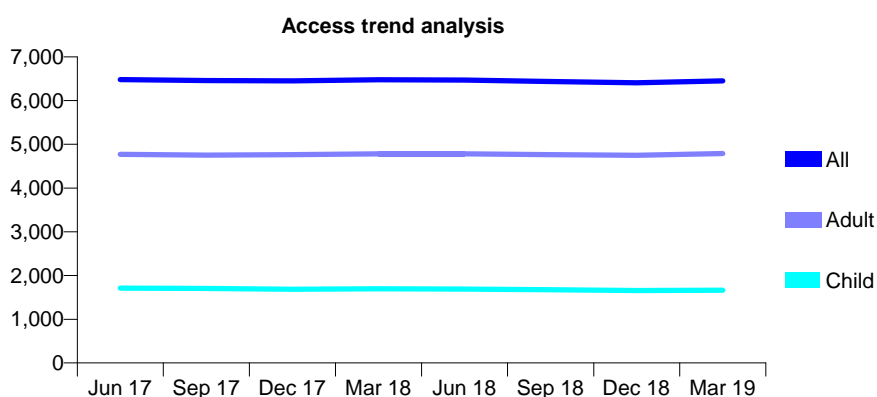
## 7A1 - Vital Signs At a Glance Contract Report for 167096/0002 - Year end March 2019

Name or company name	Longford Road Dental Practice Ltd
Contract type name	GDS Contract
Purpose of contract	General
Contract start date	01/11/2013
Contract end date	

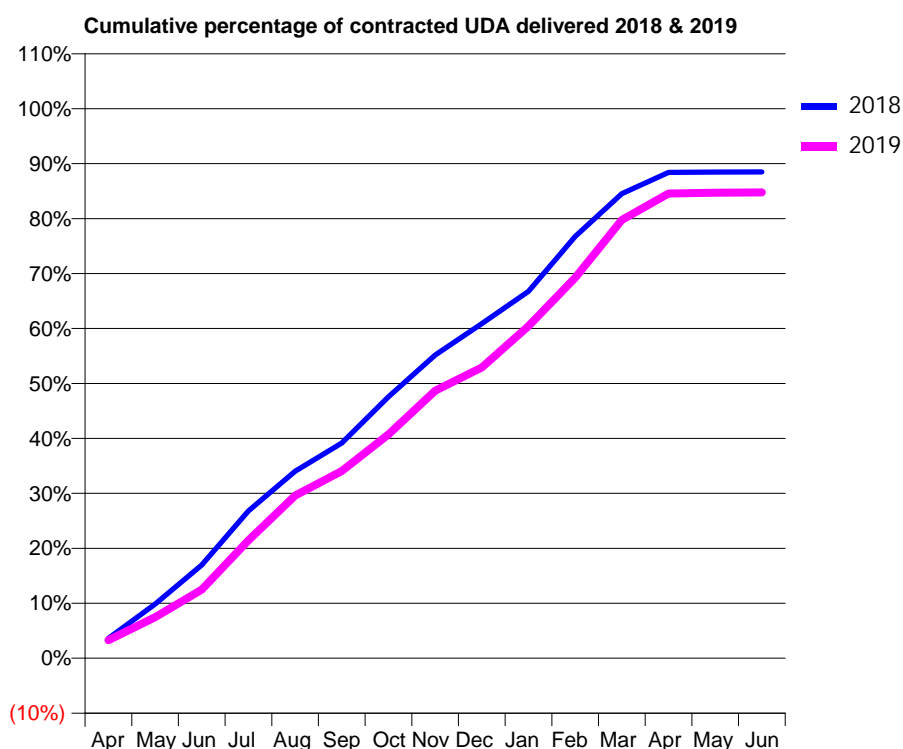
18/19 Contracted general activity (UDA)	22,102
Carry forward general activity (UDA)	0
18/19 Contracted orthodontic activity (UOA)	0
Carry forward orthodontic activity (UOA)	0
Baseline contract value	£499,713.54

### ACCESS\*

Patients seen in 24 months	Total	Change since previous quarter
Quarter ending March 2018	6,477	
Quarter ending June 2018	6,471	→
Quarter ending September 2018	6,437	→
Quarter ending December 2018	6,406	→
Quarter ending March 2019	6,453	→
<b>Variance since March 2018</b>	<b>(0.4%)</b>	→



### ACTIVITY



Adjusted Scheduled Activity (UDA)		
Month	2018	2019
April	866	729
May	2,360	1,656
June	4,061	2,758
July	6,410	4,741
August	8,137	6,541
September	9,362	7,527
October	11,379	9,002
November	13,197	10,755
December	14,559	11,695
January	15,966	13,357
February	18,351	15,304
March	20,214	17,625
April	21,141	18,688
May	21,154	18,721
June	21,164	18,731

### QUALITY

	Quantity	Base Number	Contract	LHB	Wales
% of FP17s for the same patient ID Re-attending within 3 months - Children	185	2,802	6.6%	7.7%	10.8%
% of FP17s for the same patient ID Re-attending within 3 months - Adults	881	7,132	12.4%	13.1%	15.7%
% of FP17s for the same patient ID Re-attending between 3 & 9 months - Children	1,883	2,802	67.2%	59.0%	59.7%
% of FP17s for the same patient ID Re-attending between 3 & 9 months - Adults	3,879	7,132	54.4%	53.8%	55.5%
% of FP17s for Band 1 Urgent Courses	834	9,972	8.4%	8.4%	9.0%
% of FP17s Relating to Free Repair or Replacements	72	9,972	0.7%	0.7%	0.7%
% of FP17s Relating to Continuations	4	9,972	0.0%	0.7%	0.7%
% of Patients satisfied with the dentistry they have received	12	15	80.0%	92.6%	92.4%
% of Patients satisfied with the time they had to wait for an appointment	14	15	93.3%	86.6%	87.1%

\* This is based on patients treated on this contract for their most recent course of treatment. Figures in italics indicate the base number of FP17s or Patient Questionnaire responses are less than 100. N/A is shown where the base number of responses is less than 10 during the period. % is calculated as Quantity/Base number\*100

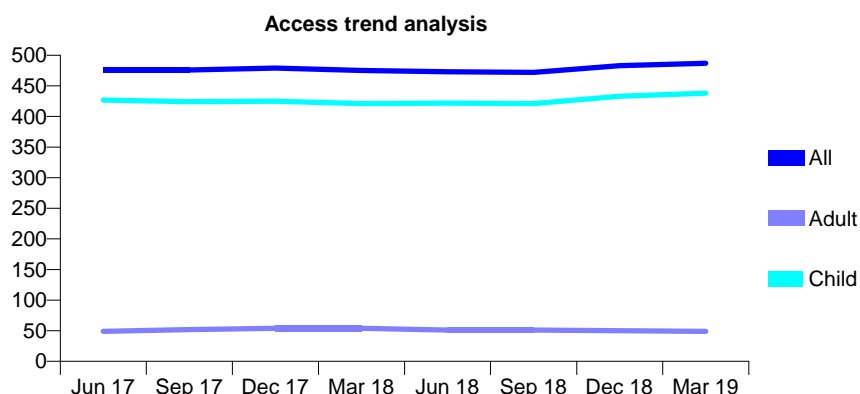
## 7A1 - Vital Signs At a Glance Contract Report for 170003/0001 - Year end March 2019

Name or company name	Meacher & Associates Limited
Contract type name	GDS Contract
Purpose of contract	General
Contract start date	01/06/2010
Contract end date	

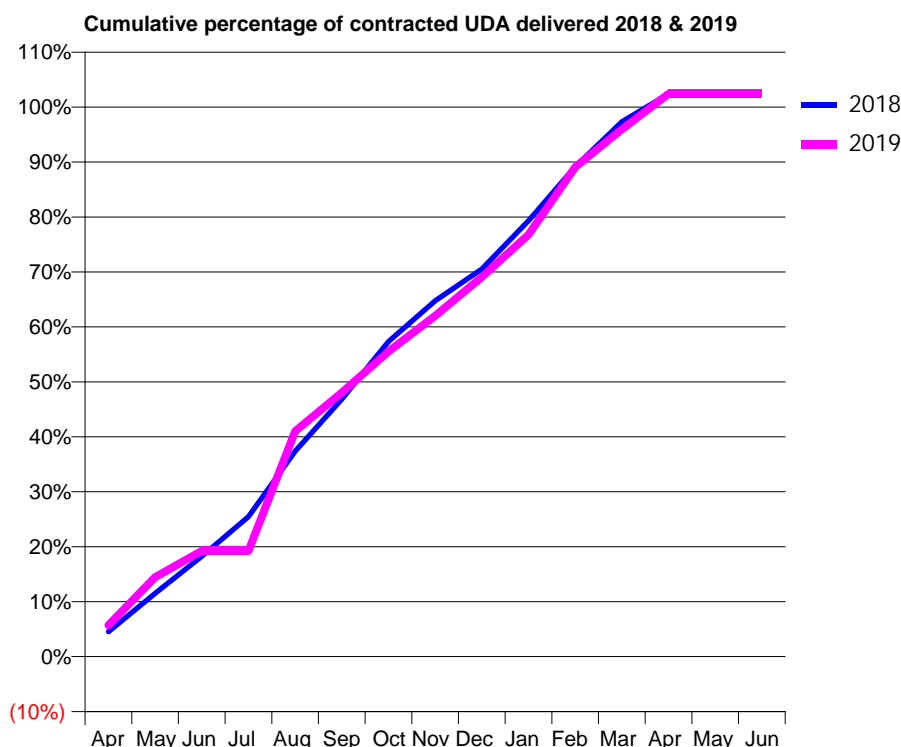
18/19 Contracted general activity (UDA)	975
Carry forward general activity (UDA)	-21
18/19 Contracted orthodontic activity (UOA)	0
Carry forward orthodontic activity (UOA)	0
Baseline contract value	£23,983.47

### ACCESS\*

Patients seen in 24 months	Total	Change since previous quarter
Quarter ending March 2018	475	
Quarter ending June 2018	473	→
Quarter ending September 2018	472	→
Quarter ending December 2018	483	↑
Quarter ending March 2019	487	→
<b>Variance since March 2018</b>	<b>2.5%</b>	<b>↑</b>



### ACTIVITY



Adjusted Scheduled Activity (UDA)		
Month	2018	2019
April	44	56
May	112	141
June	178	188
July	248	188
August	365	400
September	457	468
October	559	541
November	631	605
December	687	673
January	773	748
February	869	868
March	949	935
April	999	998
May	999	998
June	999	998

### QUALITY

	Quantity	Base Number	Contract	LHB	Wales
% of FP17s for the same patient ID Re-attending within 3 months - Children	34	757	4.5%	7.7%	10.8%
% of FP17s for the same patient ID Re-attending within 3 months - Adults	0	0	N/A	13.1%	15.7%
% of FP17s for the same patient ID Re-attending between 3 & 9 months - Children	545	757	72.0%	59.0%	59.7%
% of FP17s for the same patient ID Re-attending between 3 & 9 months - Adults	0	0	N/A	53.8%	55.5%
% of FP17s for Band 1 Urgent Courses	22	767	2.9%	8.4%	9.0%
% of FP17s Relating to Free Repair or Replacements	0	767	0.0%	0.7%	0.7%
% of FP17s Relating to Continuations	0	767	0.0%	0.7%	0.7%
% of Patients satisfied with the dentistry they have received	1	1	N/A	92.6%	92.4%
% of Patients satisfied with the time they had to wait for an appointment	1	1	N/A	86.6%	87.1%

\* This is based on patients treated on this contract for their most recent course of treatment.  
 Figures in *italics* indicate the base number of FP17s or Patient Questionnaire responses are less than 100. N/A is shown where the base number of responses is less than 10 during the period. % is calculated as Quantity/Base number\*100

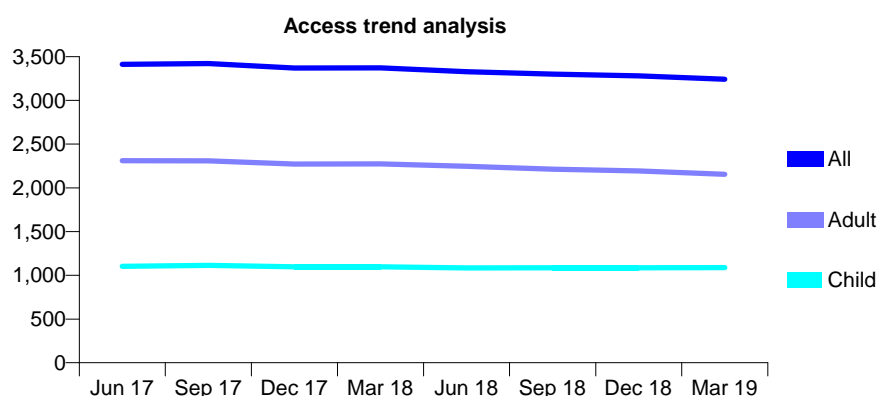
## 7A1 - Vital Signs At a Glance Contract Report for 173185/0001 - Year end March 2019

Name or company name	Deintyddfa Deudraeth Dental Care Ltd.
Contract type name	GDS Contract
Purpose of contract	General and Orthodontic
Contract start date	01/05/2010
Contract end date	

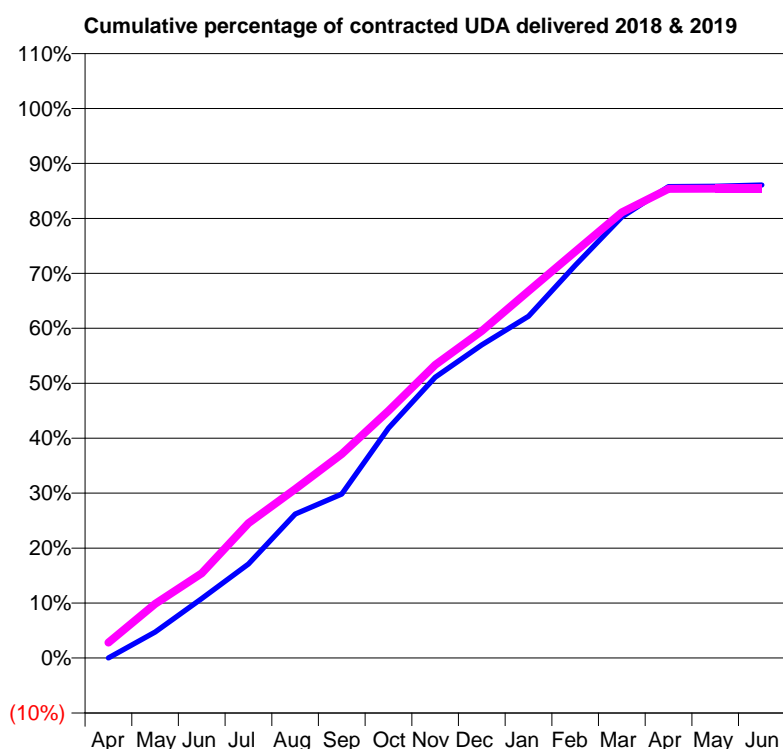
18/19 Contracted general activity (UDA)	8,159
Carry forward general activity (UDA)	0
18/19 Contracted orthodontic activity (UOA)	1,143
Carry forward orthodontic activity (UOA)	-36
Baseline contract value	£311,186.52

### ACCESS\*

Patients seen in 24 months	Total	Change since previous quarter
Quarter ending March 2018	3,371	
Quarter ending June 2018	3,329	↓
Quarter ending September 2018	3,301	→
Quarter ending December 2018	3,281	→
Quarter ending March 2019	3,242	↓
<b>Variance since March 2018</b>	<b>(3.8%)</b>	<b>↓</b>



### ACTIVITY



Adjusted Scheduled Activity (UDA)		
Month	2018	2019
April	0	230
May	388	804
June	884	1,259
July	1,397	2,003
August	2,137	2,508
September	2,434	3,029
October	3,415	3,669
November	4,169	4,351
December	4,648	4,856
January	5,074	5,448
February	5,830	6,033
March	6,546	6,617
April	6,999	6,967
May	7,004	6,968
June	7,022	6,968

### QUALITY

	Quantity	Base Number	Contract	LHB	Wales
% of FP17s for the same patient ID Re-attending within 3 months - Children	86	1,811	4.7%	7.7%	10.8%
% of FP17s for the same patient ID Re-attending within 3 months - Adults	157	2,721	5.8%	13.1%	15.7%
% of FP17s for the same patient ID Re-attending between 3 & 9 months - Children	1,158	1,811	63.9%	59.0%	59.7%
% of FP17s for the same patient ID Re-attending between 3 & 9 months - Adults	1,704	2,721	62.6%	53.8%	55.5%
% of FP17s for Band 1 Urgent Courses	132	4,316	3.1%	8.4%	9.0%
% of FP17s Relating to Free Repair or Replacements	0	4,316	0.0%	0.7%	0.7%
% of FP17s Relating to Continuations	15	4,316	0.3%	0.7%	0.7%
% of Patients satisfied with the dentistry they have received	2	2	N/A	92.6%	92.4%
% of Patients satisfied with the time they had to wait for an appointment	2	2	N/A	86.6%	87.1%

\* This is based on patients treated on this contract for their most recent course of treatment.

Figures in italics indicate the base number of FP17s or Patient Questionnaire responses are less than 100. N/A is shown where the base number of responses is less than 10 during the period. % is calculated as Quantity/Base number\*100

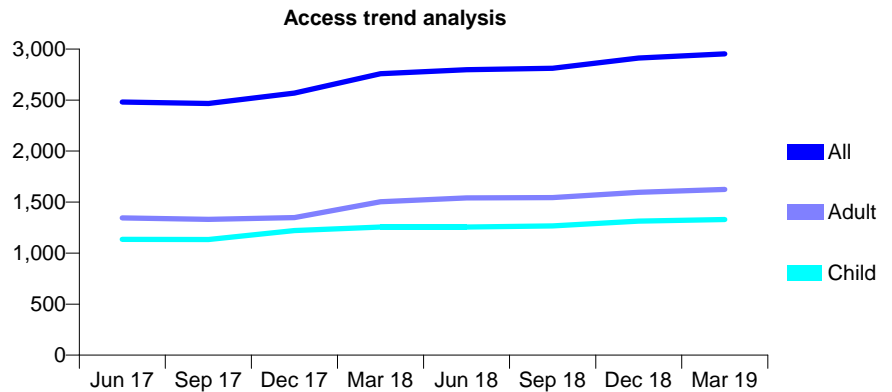
## 7A1 - Vital Signs At a Glance Contract Report for 173223/0001 - Year end March 2019

Name or company name	The Kandy Lodge Dental Practice Partners
Contract type name	GDS Contract
Purpose of contract	General
Contract start date	01/12/2013
Contract end date	

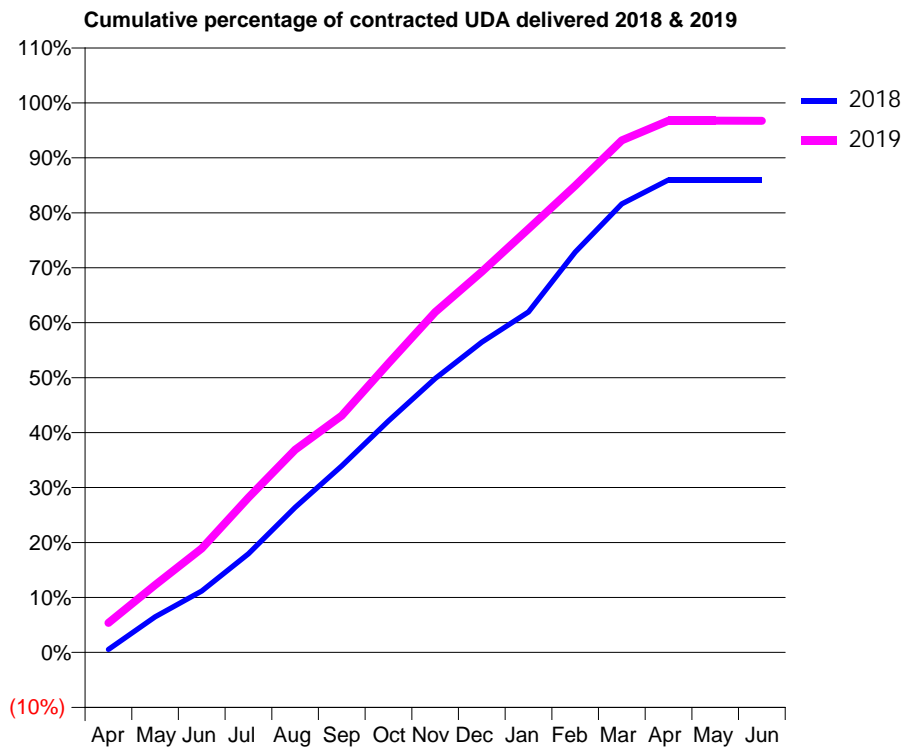
18/19 Contracted general activity (UDA)	8,920
Carry forward general activity (UDA)	0
18/19 Contracted orthodontic activity (UOA)	0
Carry forward orthodontic activity (UOA)	0
Baseline contract value	£180,077.82

### ACCESS\*

Patients seen in 24 months	Total	Change since previous quarter
Quarter ending March 2018	2,759	
Quarter ending June 2018	2,798	→
Quarter ending September 2018	2,811	→
Quarter ending December 2018	2,912	↑
Quarter ending March 2019	2,953	→
<b>Variance since March 2018</b>	<b>7.0%</b>	<b>↑</b>



### ACTIVITY



Adjusted Scheduled Activity (UDA)		
Month	2018	2019
April	48	480
May	561	1,094
June	964	1,688
July	1,550	2,514
August	2,278	3,292
September	2,926	3,843
October	3,631	4,695
November	4,299	5,523
December	4,869	6,179
January	5,343	6,873
February	6,284	7,574
March	7,039	8,311
April	7,416	8,631
May	7,417	8,631
June	7,417	8,628

### QUALITY

	Quantity	Base Number	Contract	LHB	Wales
% of FP17s for the same patient ID Re-attending within 3 months - Children	172	2,253	7.6%	7.7%	10.8%
% of FP17s for the same patient ID Re-attending within 3 months - Adults	331	2,498	13.3%	13.1%	15.7%
% of FP17s for the same patient ID Re-attending between 3 & 9 months - Children	1,541	2,253	68.4%	59.0%	59.7%
% of FP17s for the same patient ID Re-attending between 3 & 9 months - Adults	1,477	2,498	59.1%	53.8%	55.5%
% of FP17s for Band 1 Urgent Courses	448	4,750	9.4%	8.4%	9.0%
% of FP17s Relating to Free Repair or Replacements	15	4,750	0.3%	0.7%	0.7%
% of FP17s Relating to Continuations	37	4,750	0.8%	0.7%	0.7%
% of Patients satisfied with the dentistry they have received	6	6	N/A	92.6%	92.4%
% of Patients satisfied with the time they had to wait for an appointment	6	6	N/A	86.6%	87.1%

\* This is based on patients treated on this contract for their most recent course of treatment. Figures in italics indicate the base number of FP17s or Patient Questionnaire responses are less than 100. N/A is shown where the base number of responses is less than 10 during the period. % is calculated as Quantity/Base number\*100

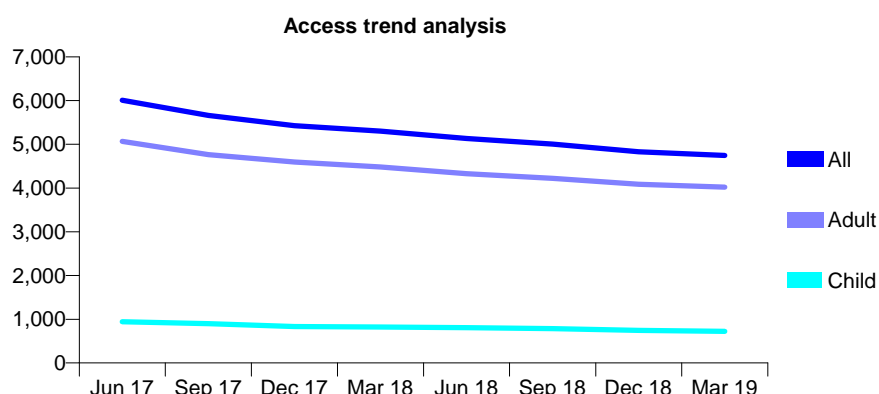
## 7A1 - Vital Signs At a Glance Contract Report for 175145/0001 - Year end March 2019

Name or company name	Rhyl and Abergele Elwy Dental Partnership
Contract type name	GDS Contract
Purpose of contract	General
Contract start date	01/03/2011
Contract end date	

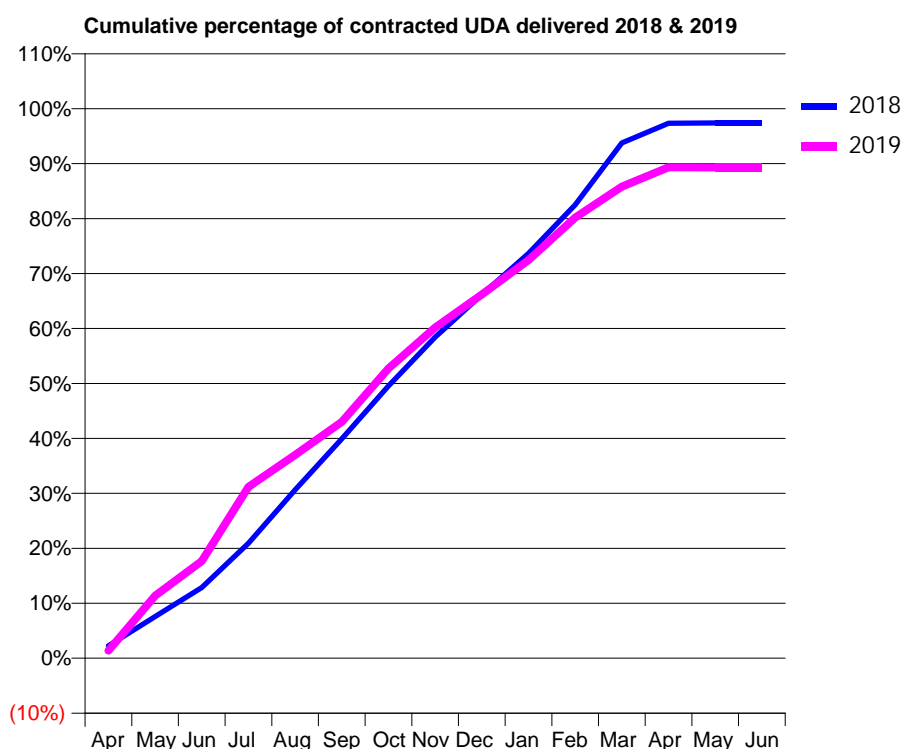
18/19 Contracted general activity (UDA)	16,000
Carry forward general activity (UDA)	441
18/19 Contracted orthodontic activity (UOA)	0
Carry forward orthodontic activity (UOA)	0
Baseline contract value	£443,602.40

### ACCESS\*

Patients seen in 24 months	Total	Change since previous quarter
Quarter ending March 2018	5,304	
Quarter ending June 2018	5,136	↓
Quarter ending September 2018	5,008	↓
Quarter ending December 2018	4,830	↓
Quarter ending March 2019	4,743	↓
<b>Variance since March 2018</b>	<b>(10.6%)</b>	<b>↓</b>



### ACTIVITY



Adjusted Scheduled Activity (UDA)		
Month	2018	2019
April	387	223
May	1,290	1,818
June	2,184	2,830
July	3,560	4,989
August	5,212	5,920
September	6,786	6,876
October	8,425	8,434
November	9,937	9,630
December	11,244	10,590
January	12,523	11,591
February	14,029	12,830
March	15,936	13,732
April	16,550	14,292
May	16,556	14,290
June	16,559	14,290

### QUALITY

	Quantity	Base Number	Contract	LHB	Wales
% of FP17s for the same patient ID Re-attending within 3 months - Children	54	991	5.4%	7.7%	10.8%
% of FP17s for the same patient ID Re-attending within 3 months - Adults	845	5,488	15.4%	13.1%	15.7%
% of FP17s for the same patient ID Re-attending between 3 & 9 months - Children	488	991	49.2%	59.0%	59.7%
% of FP17s for the same patient ID Re-attending between 3 & 9 months - Adults	2,894	5,488	52.7%	53.8%	55.5%
% of FP17s for Band 1 Urgent Courses	792	6,450	12.3%	8.4%	9.0%
% of FP17s Relating to Free Repair or Replacements	89	6,450	1.4%	0.7%	0.7%
% of FP17s Relating to Continuations	34	6,450	0.5%	0.7%	0.7%
% of Patients satisfied with the dentistry they have received	20	22	90.9%	92.6%	92.4%
% of Patients satisfied with the time they had to wait for an appointment	17	22	77.3%	86.6%	87.1%

\* This is based on patients treated on this contract for their most recent course of treatment.

Figures in italics indicate the base number of FP17s or Patient Questionnaire responses are less than 100. N/A is shown where the base number of responses is less than 10 during the period. % is calculated as Quantity/Base number\*100

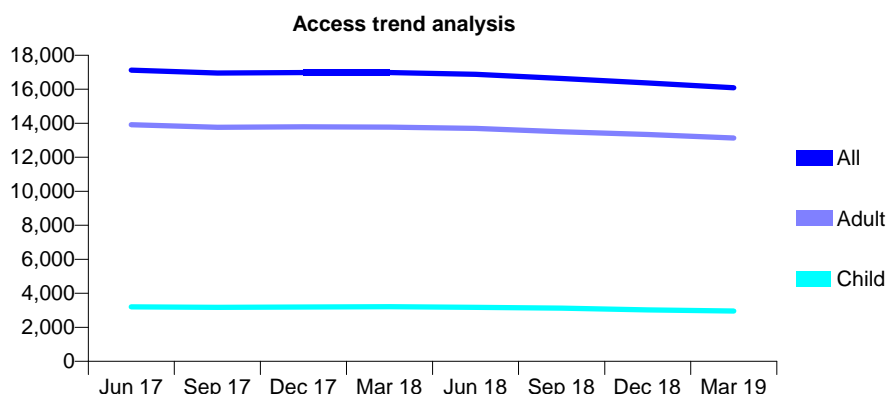
## 7A1 - Vital Signs At a Glance Contract Report for 175145/0002 - Year end March 2019

Name or company name	Rhyl and Abergele Elwy Dental Partnership
Contract type name	GDS Contract
Purpose of contract	General and Orthodontic
Contract start date	01/03/2011
Contract end date	

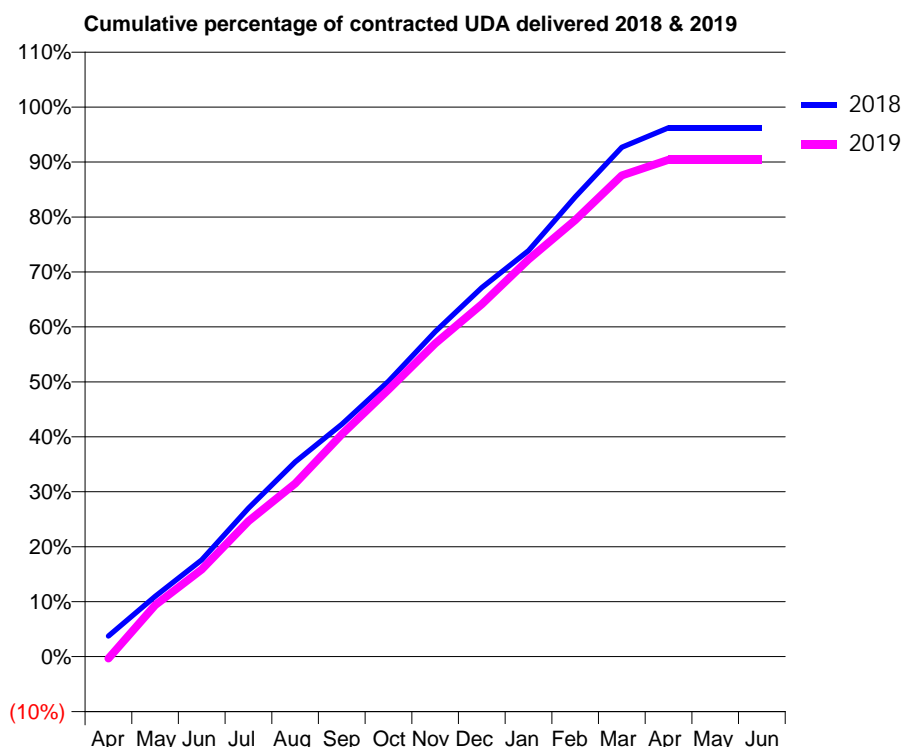
18/19 Contracted general activity (UDA)	40,200
Carry forward general activity (UDA)	1,808
18/19 Contracted orthodontic activity (UOA)	827
Carry forward orthodontic activity (UOA)	-31
Baseline contract value	£1,195,478.28

### ACCESS\*

Patients seen in 24 months	Total	Change since previous quarter
Quarter ending March 2018	16,987	
Quarter ending June 2018	16,879	→
Quarter ending September 2018	16,630	↓
Quarter ending December 2018	16,375	↓
Quarter ending March 2019	16,089	↓
<b>Variance since March 2018</b>	<b>(5.3%)</b>	<b>↓</b>



### ACTIVITY



Adjusted Scheduled Activity (UDA)		
Month	2018	2019
April	1,798	-138
May	5,263	3,771
June	8,452	6,375
July	12,975	9,919
August	17,003	12,654
September	20,290	16,262
October	24,051	19,531
November	28,377	22,906
December	32,224	25,776
January	35,452	29,049
February	40,159	31,929
March	44,488	35,190
April	46,190	36,346
May	46,192	36,345
June	46,192	36,342

### QUALITY

	Quantity	Base Number	Contract	LHB	Wales
% of FP17s for the same patient ID Re-attending within 3 months - Children	273	3,796	7.2%	7.7%	10.8%
% of FP17s for the same patient ID Re-attending within 3 months - Adults	2,095	16,681	12.6%	13.1%	15.7%
% of FP17s for the same patient ID Re-attending between 3 & 9 months - Children	1,617	3,796	42.6%	59.0%	59.7%
% of FP17s for the same patient ID Re-attending between 3 & 9 months - Adults	5,686	16,681	34.1%	53.8%	55.5%
% of FP17s for Band 1 Urgent Courses	1,660	20,071	8.3%	8.4%	9.0%
% of FP17s Relating to Free Repair or Replacements	61	20,071	0.3%	0.7%	0.7%
% of FP17s Relating to Continuations	246	20,071	1.2%	0.7%	0.7%
% of Patients satisfied with the dentistry they have received	40	45	88.9%	92.6%	92.4%
% of Patients satisfied with the time they had to wait for an appointment	40	45	88.9%	86.6%	87.1%

\* This is based on patients treated on this contract for their most recent course of treatment.  
 Figures in *italics* indicate the base number of FP17s or Patient Questionnaire responses are less than 100. N/A is shown where the base number of responses is less than 10 during the period. % is calculated as Quantity/Base number\*100

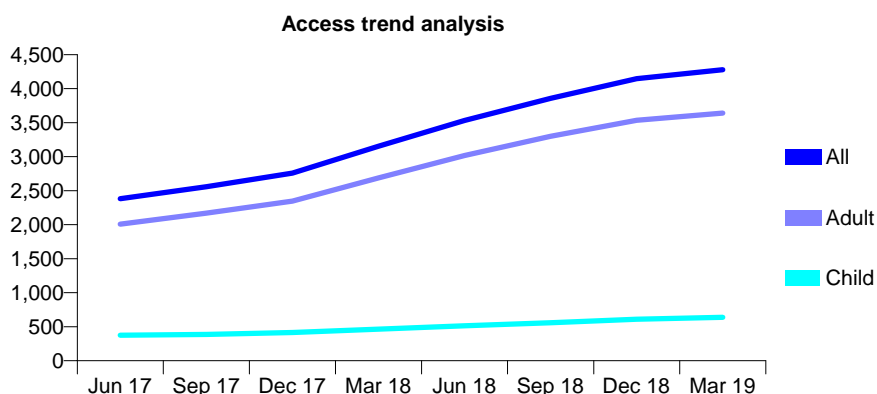
## 7A1 - Vital Signs At a Glance Contract Report for 175595/0001 - Year end March 2019

Name or company name	MR QM JAFFRI
Contract type name	Pilot Contract
Purpose of contract	General
Contract start date	28/12/2015
Contract end date	

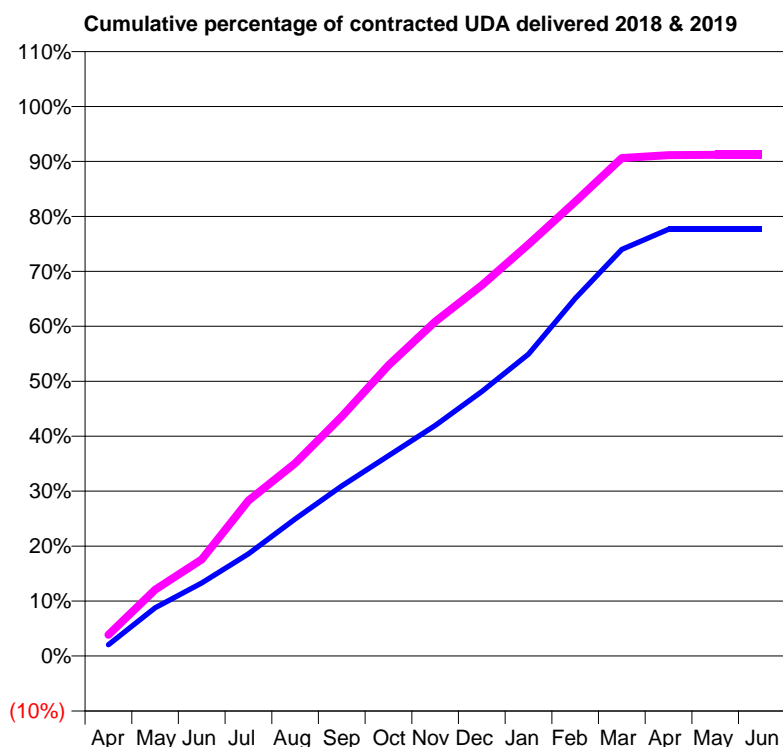
18/19 Contracted general activity (UDA)	14,710
Carry forward general activity (UDA)	0
18/19 Contracted orthodontic activity (UOA)	0
Carry forward orthodontic activity (UOA)	0
Baseline contract value	£364,801.83

### ACCESS\*

Patients seen in 24 months	Total	Change since previous quarter
Quarter ending March 2018	3,153	
Quarter ending June 2018	3,533	↑
Quarter ending September 2018	3,858	↑
Quarter ending December 2018	4,148	↑
Quarter ending March 2019	4,280	↑
<b>Variance since March 2018</b>	<b>35.7%</b>	<b>↑</b>



### ACTIVITY



Adjusted Scheduled Activity (UDA)		
Month	2018	2019
April	262	568
May	1,118	1,775
June	1,693	2,587
July	2,372	4,163
August	3,182	5,162
September	3,945	6,414
October	4,644	7,781
November	5,348	8,952
December	6,136	9,921
January	7,003	11,021
February	8,297	12,161
March	9,431	13,327
April	9,898	13,405
May	9,898	13,413
June	9,903	13,418

### QUALITY

	Quantity	Base Number	Contract	LHB	Wales
% of FP17s for the same patient ID Re-attending within 3 months - Children	36	890	4.0%	7.7%	10.8%
% of FP17s for the same patient ID Re-attending within 3 months - Adults	704	5,171	13.6%	13.1%	15.7%
% of FP17s for the same patient ID Re-attending between 3 & 9 months - Children	345	890	38.8%	59.0%	59.7%
% of FP17s for the same patient ID Re-attending between 3 & 9 months - Adults	2,128	5,171	41.2%	53.8%	55.5%
% of FP17s for Band 1 Urgent Courses	664	5,946	11.2%	8.4%	9.0%
% of FP17s Relating to Free Repair or Replacements	71	5,946	1.2%	0.7%	0.7%
% of FP17s Relating to Continuations	67	5,946	1.1%	0.7%	0.7%
% of Patients satisfied with the dentistry they have received	8	8	N/A	92.6%	92.4%
% of Patients satisfied with the time they had to wait for an appointment	8	8	N/A	86.6%	87.1%

\* This is based on patients treated on this contract for their most recent course of treatment.

Figures in italics indicate the base number of FP17s or Patient Questionnaire responses are less than 100. N/A is shown where the base number of responses is less than 10 during the period. % is calculated as Quantity/Base number\*100



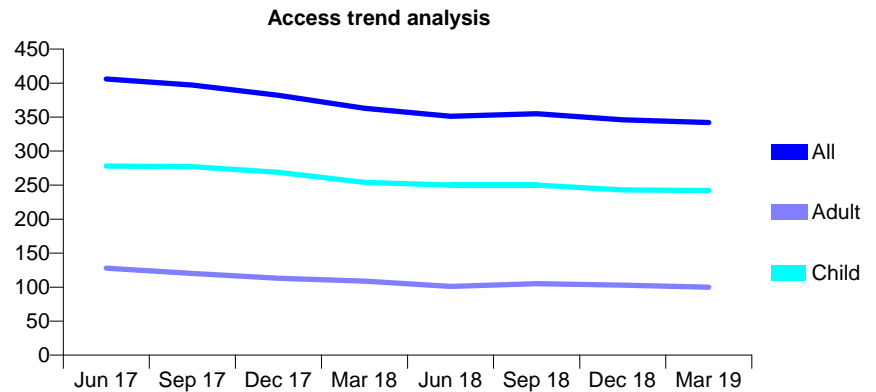
## 7A1 - Vital Signs At a Glance Contract Report for 175897/0001 - Year end March 2019

Name or company name	C Aston
Contract type name	GDS Contract
Purpose of contract	General
Contract start date	25/07/2015
Contract end date	

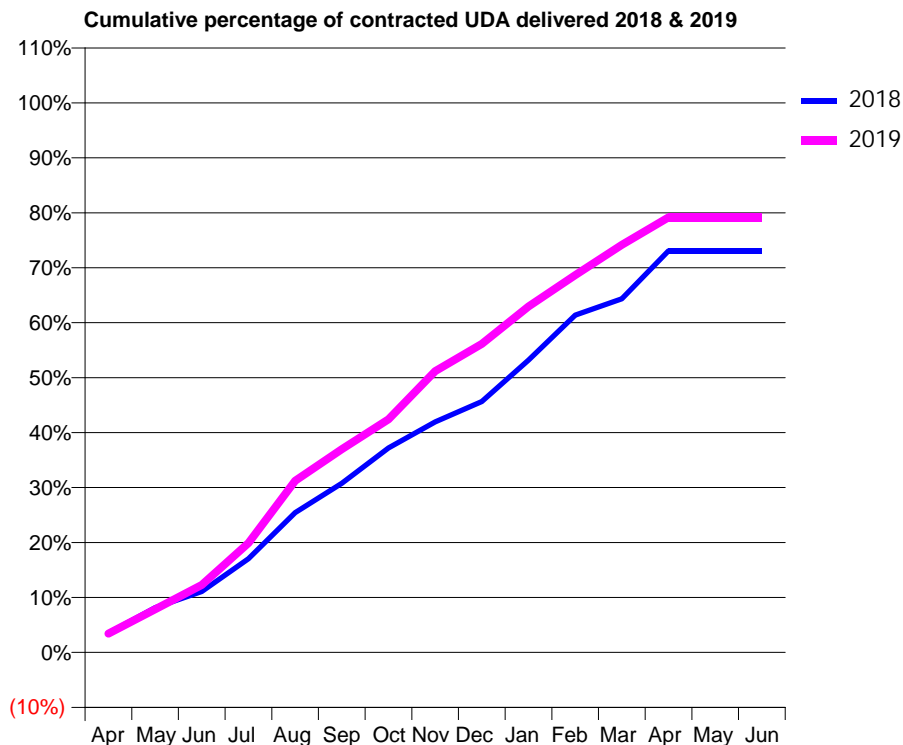
18/19 Contracted general activity (UDA)	1,000
Carry forward general activity (UDA)	0
18/19 Contracted orthodontic activity (UOA)	0
Carry forward orthodontic activity (UOA)	0
Baseline contract value	£24,277.67

### ACCESS\*

Patients seen in 24 months	Total	Change since previous quarter
Quarter ending March 2018	363	
Quarter ending June 2018	351	↓
Quarter ending September 2018	355	→
Quarter ending December 2018	346	↓
Quarter ending March 2019	342	↓
<b>Variance since March 2018</b>	<b>(5.8%)</b>	<b>↓</b>



### ACTIVITY



Adjusted Scheduled Activity (UDA)		
Month	2018	2019
April	41	34
May	94	79
June	128	123
July	198	199
August	295	312
September	357	370
October	432	424
November	487	512
December	530	561
January	617	629
February	712	687
March	746	742
April	848	792
May	848	792
June	848	792

### QUALITY

	Quantity	Base Number	Contract	LHB	Wales
% of FP17s for the same patient ID Re-attending within 3 months - Children	21	374	5.6%	7.7%	10.8%
% of FP17s for the same patient ID Re-attending within 3 months - Adults	20	124	16.1%	13.1%	15.7%
% of FP17s for the same patient ID Re-attending between 3 & 9 months - Children	245	374	65.5%	59.0%	59.7%
% of FP17s for the same patient ID Re-attending between 3 & 9 months - Adults	75	124	60.5%	53.8%	55.5%
% of FP17s for Band 1 Urgent Courses	24	489	4.9%	8.4%	9.0%
% of FP17s Relating to Free Repair or Replacements	0	489	0.0%	0.7%	0.7%
% of FP17s Relating to Continuations	0	489	0.0%	0.7%	0.7%
% of Patients satisfied with the dentistry they have received	0	0	N/A	92.6%	92.4%
% of Patients satisfied with the time they had to wait for an appointment	0	0	N/A	86.6%	87.1%

\* This is based on patients treated on this contract for their most recent course of treatment. Figures in italics indicate the base number of FP17s or Patient Questionnaire responses are less than 100. N/A is shown where the base number of responses is less than 10 during the period. % is calculated as Quantity/Base number\*100

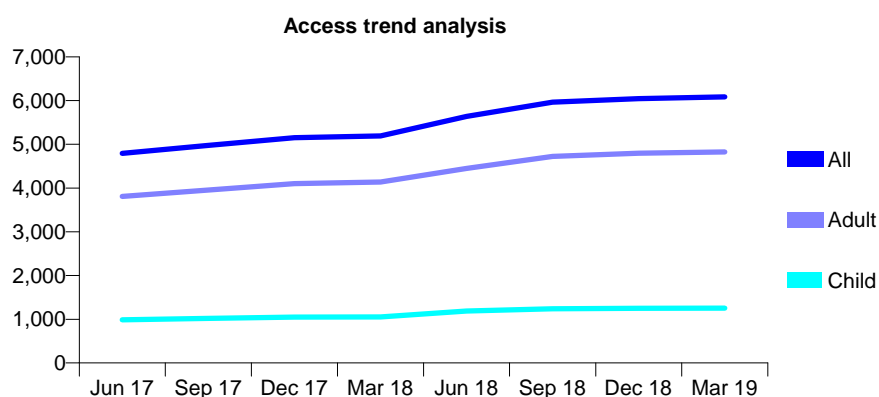
## 7A1 - Vital Signs At a Glance Contract Report for 182532/0001 - Year end March 2019

Name or company name	R Jotangia
Contract type name	GDS Contract
Purpose of contract	General
Contract start date	18/04/2012
Contract end date	

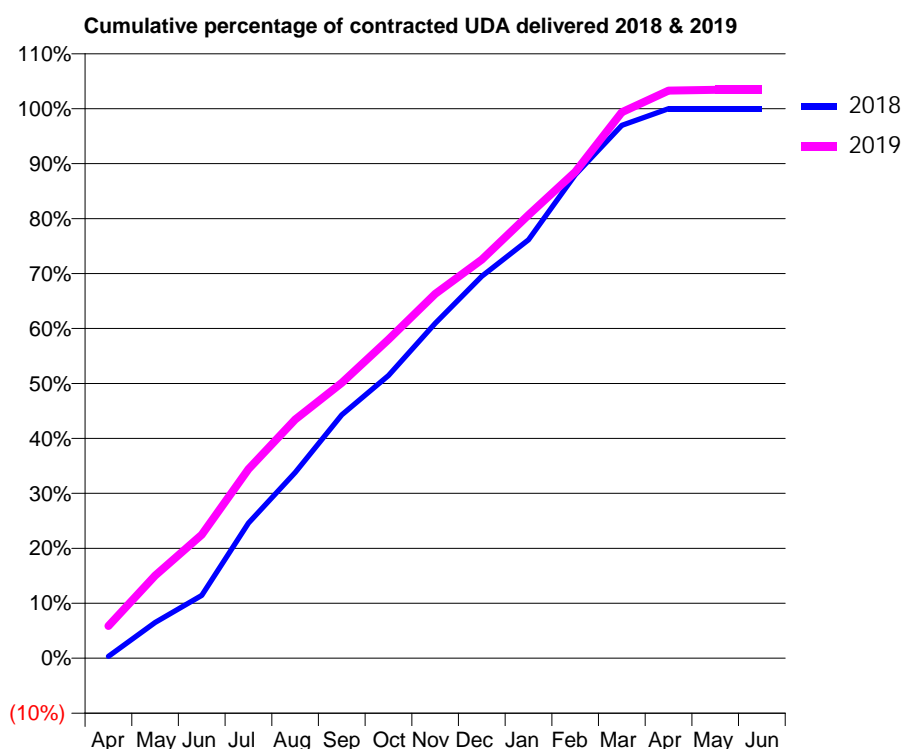
18/19 Contracted general activity (UDA)	19,356
Carry forward general activity (UDA)	35
18/19 Contracted orthodontic activity (UOA)	0
Carry forward orthodontic activity (UOA)	0
Baseline contract value	£459,387.06

### ACCESS\*

Patients seen in 24 months	Total	Change since previous quarter
Quarter ending March 2018	5,192	
Quarter ending June 2018	5,637	↑
Quarter ending September 2018	5,963	↑
Quarter ending December 2018	6,045	→
Quarter ending March 2019	6,083	→
<b>Variance since March 2018</b>	<b>17.2%</b>	<b>↑</b>



### ACTIVITY



Adjusted Scheduled Activity (UDA)		
Month	2018	2019
April	55	1,140
May	1,050	2,914
June	1,844	4,351
July	3,959	6,657
August	5,442	8,410
September	7,131	9,698
October	8,284	11,229
November	9,814	12,832
December	11,189	14,038
January	12,259	15,612
February	14,165	17,129
March	15,615	19,233
April	16,101	19,988
May	16,101	20,019
June	16,101	20,020

### QUALITY

	Quantity	Base Number	Contract	LHB	Wales
% of FP17s for the same patient ID Re-attending within 3 months - Children	96	1,925	5.0%	7.7%	10.8%
% of FP17s for the same patient ID Re-attending within 3 months - Adults	670	6,666	10.1%	13.1%	15.7%
% of FP17s for the same patient ID Re-attending between 3 & 9 months - Children	1,149	1,925	59.7%	59.0%	59.7%
% of FP17s for the same patient ID Re-attending between 3 & 9 months - Adults	3,233	6,666	48.5%	53.8%	55.5%
% of FP17s for Band 1 Urgent Courses	535	8,686	6.2%	8.4%	9.0%
% of FP17s Relating to Free Repair or Replacements	28	8,686	0.3%	0.7%	0.7%
% of FP17s Relating to Continuations	92	8,686	1.1%	0.7%	0.7%
% of Patients satisfied with the dentistry they have received	25	26	96.2%	92.6%	92.4%
% of Patients satisfied with the time they had to wait for an appointment	22	26	84.6%	86.6%	87.1%

\* This is based on patients treated on this contract for their most recent course of treatment. Figures in italics indicate the base number of FP17s or Patient Questionnaire responses are less than 100. N/A is shown where the base number of responses is less than 10 during the period. % is calculated as Quantity/Base number\*100

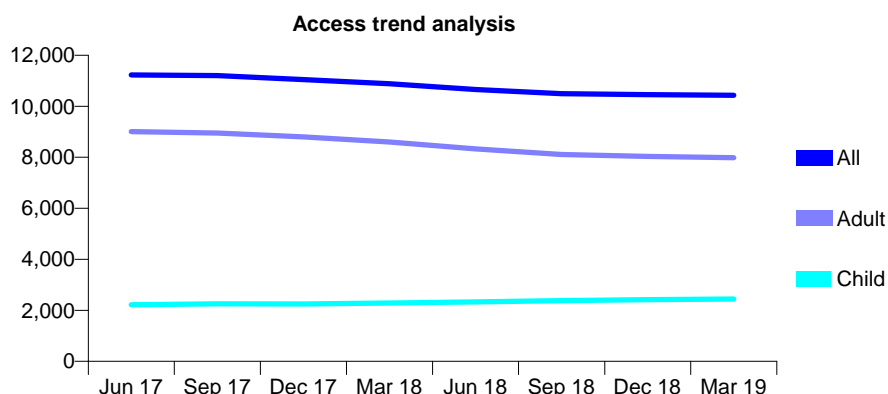
## 7A1 - Vital Signs At a Glance Contract Report for 186023/0001 - Year end March 2019

Name or company name	D N Dental Limited
Contract type name	Pilot Contract
Purpose of contract	General
Contract start date	01/05/2012
Contract end date	

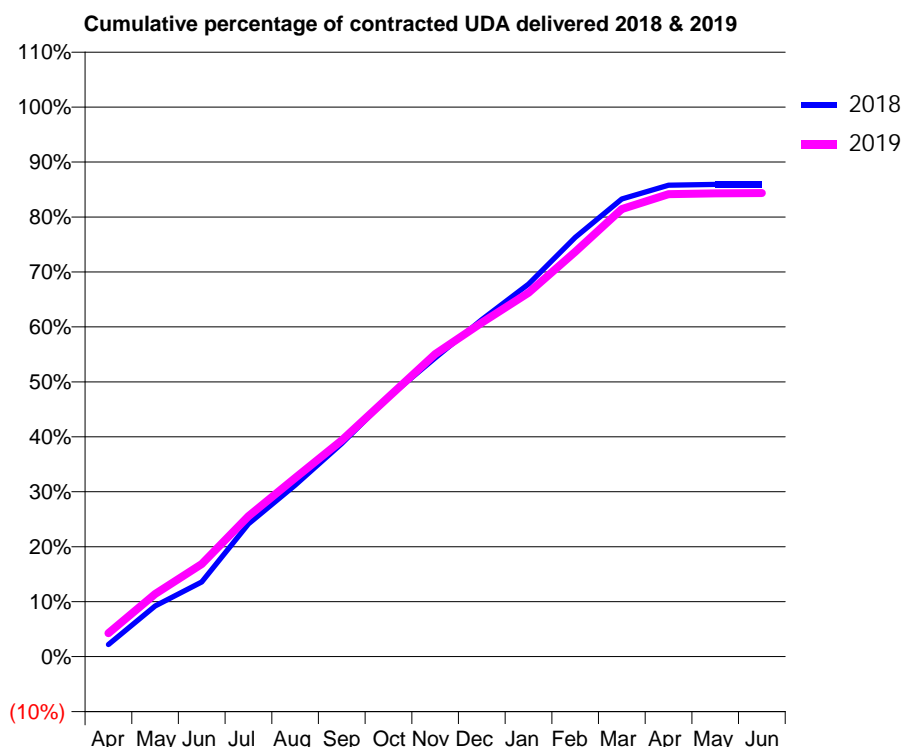
18/19 Contracted general activity (UDA)	36,000
Carry forward general activity (UDA)	0
18/19 Contracted orthodontic activity (UOA)	0
Carry forward orthodontic activity (UOA)	0
Baseline contract value	£885,585.83

### ACCESS\*

Patients seen in 24 months	Total	Change since previous quarter
Quarter ending March 2018	10,882	
Quarter ending June 2018	10,661	↓
Quarter ending September 2018	10,489	↓
Quarter ending December 2018	10,453	→
Quarter ending March 2019	10,431	→
<b>Variance since March 2018</b>	<b>(4.1%)</b>	<b>↓</b>



### ACTIVITY



Adjusted Scheduled Activity (UDA)		
Month	2018	2019
April	794	1,545
May	3,320	4,105
June	4,899	6,068
July	8,693	9,203
August	11,238	11,698
September	13,957	14,163
October	16,983	16,993
November	19,576	19,818
December	22,069	21,880
January	24,407	23,835
February	27,466	26,516
March	29,978	29,320
April	30,880	30,293
May	30,926	30,348
June	30,933	30,363

### QUALITY

	Quantity	Base Number	Contract	LHB	Wales
% of FP17s for the same patient ID Re-attending within 3 months - Children	198	3,777	5.2%	7.7%	10.8%
% of FP17s for the same patient ID Re-attending within 3 months - Adults	1,525	12,348	12.4%	13.1%	15.7%
% of FP17s for the same patient ID Re-attending between 3 & 9 months - Children	2,378	3,777	63.0%	59.0%	59.7%
% of FP17s for the same patient ID Re-attending between 3 & 9 months - Adults	7,713	12,348	62.5%	53.8%	55.5%
% of FP17s for Band 1 Urgent Courses	895	16,119	5.6%	8.4%	9.0%
% of FP17s Relating to Free Repair or Replacements	115	16,119	0.7%	0.7%	0.7%
% of FP17s Relating to Continuations	96	16,119	0.6%	0.7%	0.7%
% of Patients satisfied with the dentistry they have received	15	15	100.0%	92.6%	92.4%
% of Patients satisfied with the time they had to wait for an appointment	14	15	93.3%	86.6%	87.1%

\* This is based on patients treated on this contract for their most recent course of treatment.  
 Figures in italics indicate the base number of FP17s or Patient Questionnaire responses are less than 100. N/A is shown where the base number of responses is less than 10 during the period. % is calculated as Quantity/Base number\*100

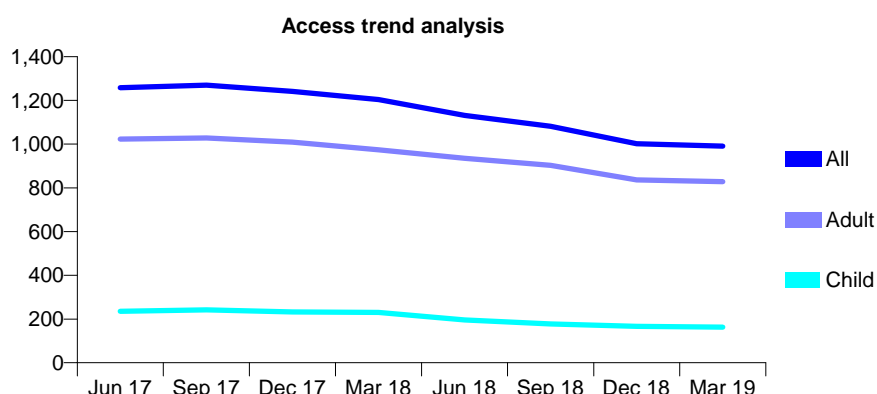
## 7A1 - Vital Signs At a Glance Contract Report for 187011/0002 - Year end March 2019

Name or company name	Betsi Cadwaladr University Health Board
Contract type name	PDS Contract
Purpose of contract	General
Contract start date	01/04/2006
Contract end date	31/03/2020

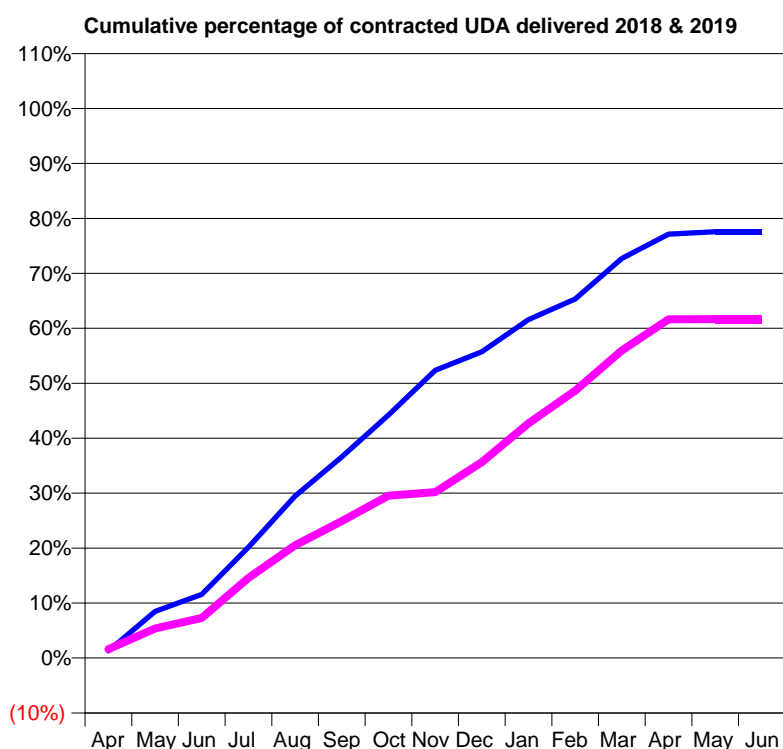
18/19 Contracted general activity (UDA)	3,605
Carry forward general activity (UDA)	0
18/19 Contracted orthodontic activity (UOA)	0
Carry forward orthodontic activity (UOA)	0
Baseline contract value	£71,901.76

### ACCESS\*

Patients seen in 24 months	Total	Change since previous quarter
Quarter ending March 2018	1,204	
Quarter ending June 2018	1,131	↓
Quarter ending September 2018	1,081	↓
Quarter ending December 2018	1,002	↓
Quarter ending March 2019	991	↓
<b>Variance since March 2018</b>	<b>(17.7%)</b>	<b>↓</b>



### ACTIVITY



Adjusted Scheduled Activity (UDA)		
Month	2018	2019
April	47	58
May	307	194
June	418	263
July	728	525
August	1,063	740
September	1,319	898
October	1,594	1,065
November	1,887	1,088
December	2,009	1,284
January	2,220	1,540
February	2,356	1,754
March	2,621	2,018
April	2,781	2,221
May	2,796	2,223
June	2,796	2,223

### QUALITY

	Quantity	Base Number	Contract	LHB	Wales
% of FP17s for the same patient ID Re-attending within 3 months - Children	2	143	1.4%	7.7%	10.8%
% of FP17s for the same patient ID Re-attending within 3 months - Adults	96	861	11.1%	13.1%	15.7%
% of FP17s for the same patient ID Re-attending between 3 & 9 months - Children	36	143	25.2%	59.0%	59.7%
% of FP17s for the same patient ID Re-attending between 3 & 9 months - Adults	263	861	30.5%	53.8%	55.5%
% of FP17s for Band 1 Urgent Courses	154	1,017	15.1%	8.4%	9.0%
% of FP17s Relating to Free Repair or Replacements	0	1,017	0.0%	0.7%	0.7%
% of FP17s Relating to Continuations	1	1,017	0.1%	0.7%	0.7%
% of Patients satisfied with the dentistry they have received	1	1	N/A	92.6%	92.4%
% of Patients satisfied with the time they had to wait for an appointment	0	1	N/A	86.6%	87.1%

\* This is based on patients treated on this contract for their most recent course of treatment.

Figures in italics indicate the base number of FP17s or Patient Questionnaire responses are less than 100. N/A is shown where the base number of responses is less than 10 during the period. % is calculated as Quantity/Base number\*100

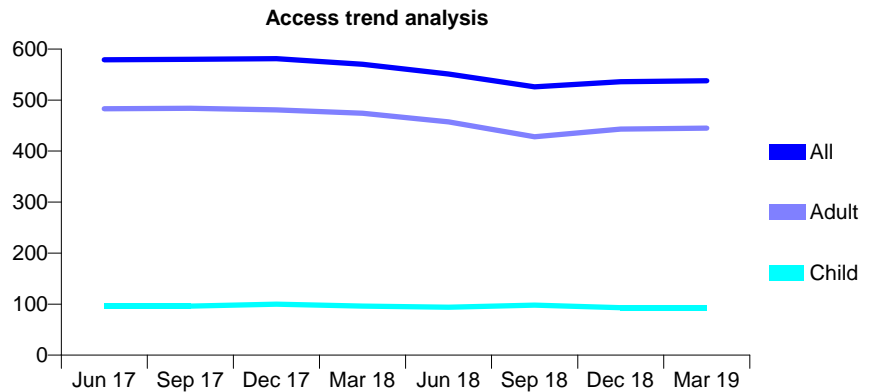
## 7A1 - Vital Signs At a Glance Contract Report for 187011/0004 - Year end March 2019

Name or company name	Betsi Cadwaladr University Health Board
Contract type name	PDS Contract
Purpose of contract	General
Contract start date	01/04/2006
Contract end date	31/03/2020

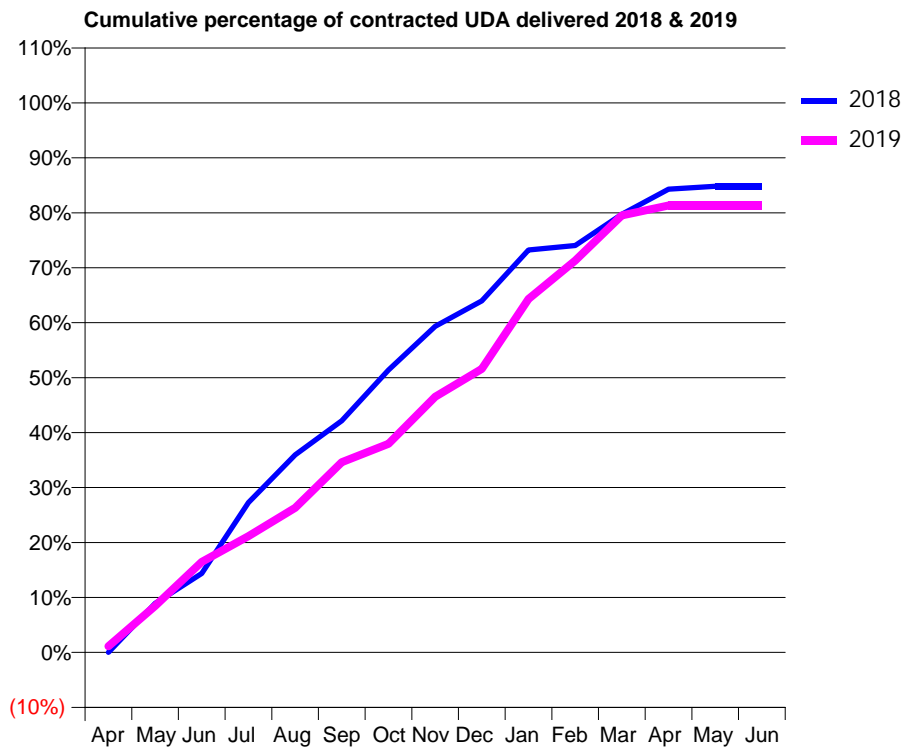
18/19 Contracted general activity (UDA)	1,500
Carry forward general activity (UDA)	0
18/19 Contracted orthodontic activity (UOA)	0
Carry forward orthodontic activity (UOA)	0
Baseline contract value	£38,171.97

### ACCESS\*

Patients seen in 24 months	Total	Change since previous quarter
Quarter ending March 2018	570	
Quarter ending June 2018	551	↓
Quarter ending September 2018	526	↓
Quarter ending December 2018	536	→
Quarter ending March 2019	538	→
<b>Variance since March 2018</b>	<b>(5.6%)</b>	<b>↓</b>



### ACTIVITY



Adjusted Scheduled Activity (UDA)		
Month	2018	2019
April	0	17
May	134	127
June	216	247
July	409	317
August	539	395
September	632	519
October	771	570
November	890	698
December	959	774
January	1,098	965
February	1,111	1,070
March	1,196	1,193
April	1,264	1,220
May	1,272	1,220
June	1,272	1,220

### QUALITY

	Quantity	Base Number	Contract	LHB	Wales
% of FP17s for the same patient ID Re-attending within 3 months - Children	0	74	0.0%	7.7%	10.8%
% of FP17s for the same patient ID Re-attending within 3 months - Adults	11	400	2.8%	13.1%	15.7%
% of FP17s for the same patient ID Re-attending between 3 & 9 months - Children	15	74	20.3%	59.0%	59.7%
% of FP17s for the same patient ID Re-attending between 3 & 9 months - Adults	90	400	22.5%	53.8%	55.5%
% of FP17s for Band 1 Urgent Courses	25	455	5.5%	8.4%	9.0%
% of FP17s Relating to Free Repair or Replacements	0	455	0.0%	0.7%	0.7%
% of FP17s Relating to Continuations	0	455	0.0%	0.7%	0.7%
% of Patients satisfied with the dentistry they have received	0	0	N/A	92.6%	92.4%
% of Patients satisfied with the time they had to wait for an appointment	0	0	N/A	86.6%	87.1%

\* This is based on patients treated on this contract for their most recent course of treatment. Figures in italics indicate the base number of FP17s or Patient Questionnaire responses are less than 100. N/A is shown where the base number of responses is less than 10 during the period. % is calculated as Quantity/Base number\*100

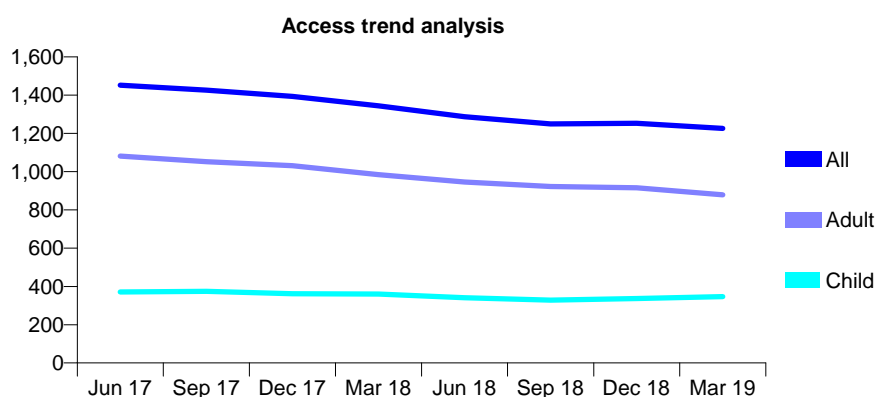
## 7A1 - Vital Signs At a Glance Contract Report for 187011/0005 - Year end March 2019

Name or company name	Betsi Cadwaladr University Health Board
Contract type name	PDS Contract
Purpose of contract	General
Contract start date	02/04/2006
Contract end date	31/03/2020

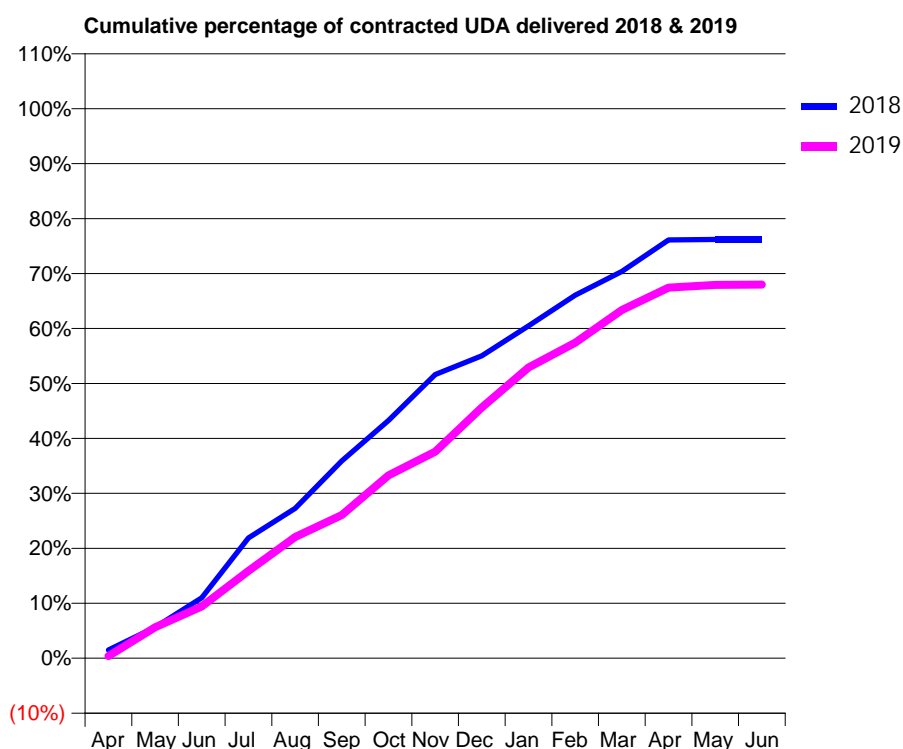
18/19 Contracted general activity (UDA)	3,200
Carry forward general activity (UDA)	0
18/19 Contracted orthodontic activity (UOA)	0
Carry forward orthodontic activity (UOA)	0
Baseline contract value	£86,241.40

### ACCESS\*

Patients seen in 24 months	Total	Change since previous quarter
Quarter ending March 2018	1,344	
Quarter ending June 2018	1,287	↓
Quarter ending September 2018	1,250	↓
Quarter ending December 2018	1,253	→
Quarter ending March 2019	1,226	↓
<b>Variance since March 2018</b>	<b>(8.8%)</b>	<b>↓</b>



### ACTIVITY



Adjusted Scheduled Activity (UDA)		
Month	2018	2019
April	47	13
May	180	180
June	352	302
July	701	508
August	873	706
September	1,149	833
October	1,384	1,065
November	1,652	1,202
December	1,761	1,459
January	1,936	1,693
February	2,114	1,837
March	2,252	2,027
April	2,436	2,158
May	2,438	2,174
June	2,438	2,175

### QUALITY

	Quantity	Base Number	Contract	LHB	Wales
% of FP17s for the same patient ID Re-attending within 3 months - Children	17	354	4.8%	7.7%	10.8%
% of FP17s for the same patient ID Re-attending within 3 months - Adults	42	826	5.1%	13.1%	15.7%
% of FP17s for the same patient ID Re-attending between 3 & 9 months - Children	98	354	27.7%	59.0%	59.7%
% of FP17s for the same patient ID Re-attending between 3 & 9 months - Adults	255	826	30.9%	53.8%	55.5%
% of FP17s for Band 1 Urgent Courses	88	1,172	7.5%	8.4%	9.0%
% of FP17s Relating to Free Repair or Replacements	4	1,172	0.3%	0.7%	0.7%
% of FP17s Relating to Continuations	3	1,172	0.3%	0.7%	0.7%
% of Patients satisfied with the dentistry they have received	1	1	N/A	92.6%	92.4%
% of Patients satisfied with the time they had to wait for an appointment	1	1	N/A	86.6%	87.1%

\* This is based on patients treated on this contract for their most recent course of treatment. Figures in italics indicate the base number of FP17s or Patient Questionnaire responses are less than 100. N/A is shown where the base number of responses is less than 10 during the period. % is calculated as Quantity/Base number\*100

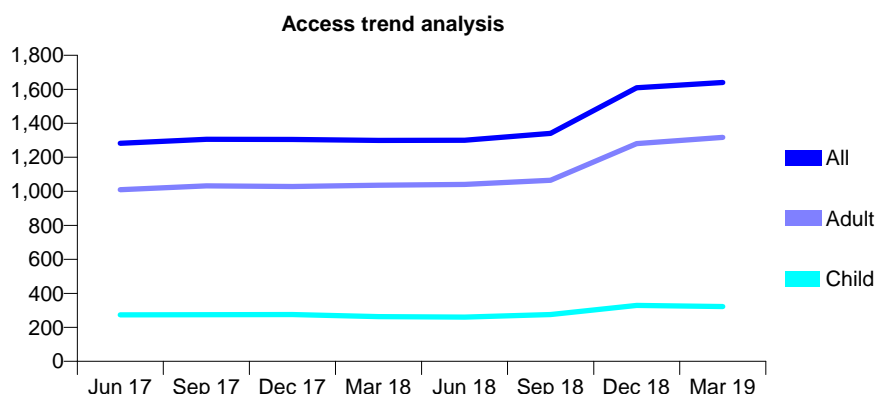
## 7A1 - Vital Signs At a Glance Contract Report for 188042/0001 - Year end March 2019

Name or company name	T Ferguson
Contract type name	GDS Contract
Purpose of contract	General
Contract start date	01/08/2014
Contract end date	

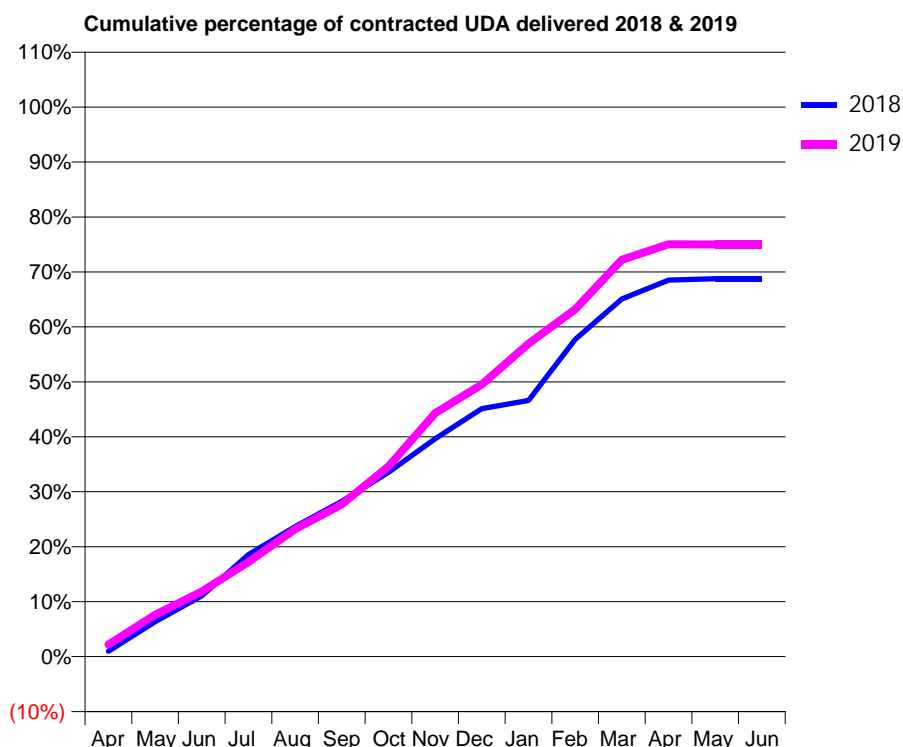
18/19 Contracted general activity (UDA)	7,852
Carry forward general activity (UDA)	0
18/19 Contracted orthodontic activity (UOA)	0
Carry forward orthodontic activity (UOA)	0
Baseline contract value	£227,741.30

### ACCESS\*

Patients seen in 24 months	Total	Change since previous quarter
Quarter ending March 2018	1,299	
Quarter ending June 2018	1,300	→
Quarter ending September 2018	1,341	↑
Quarter ending December 2018	1,609	↑
Quarter ending March 2019	1,640	→
<b>Variance since March 2018</b>	<b>26.3%</b>	<b>↑</b>



### ACTIVITY



Adjusted Scheduled Activity (UDA)		
Month	2018	2019
April	57	173
May	370	600
June	642	928
July	1,079	1,351
August	1,376	1,820
September	1,642	2,175
October	1,948	2,719
November	2,305	3,481
December	2,622	3,888
January	2,709	4,472
February	3,355	4,963
March	3,781	5,669
April	3,981	5,891
May	3,996	5,889
June	3,996	5,889

### QUALITY

	Quantity	Base Number	Contract	LHB	Wales
% of FP17s for the same patient ID Re-attending within 3 months - Children	34	494	6.9%	7.7%	10.8%
% of FP17s for the same patient ID Re-attending within 3 months - Adults	349	2,110	16.5%	13.1%	15.7%
% of FP17s for the same patient ID Re-attending between 3 & 9 months - Children	249	494	50.4%	59.0%	59.7%
% of FP17s for the same patient ID Re-attending between 3 & 9 months - Adults	1,024	2,110	48.5%	53.8%	55.5%
% of FP17s for Band 1 Urgent Courses	138	2,558	5.4%	8.4%	9.0%
% of FP17s Relating to Free Repair or Replacements	21	2,558	0.8%	0.7%	0.7%
% of FP17s Relating to Continuations	14	2,558	0.5%	0.7%	0.7%
% of Patients satisfied with the dentistry they have received	0	0	N/A	92.6%	92.4%
% of Patients satisfied with the time they had to wait for an appointment	0	0	N/A	86.6%	87.1%

\* This is based on patients treated on this contract for their most recent course of treatment.  
 Figures in *italics* indicate the base number of FP17s or Patient Questionnaire responses are less than 100. N/A is shown where the base number of responses is less than 10 during the period. % is calculated as Quantity/Base number\*100



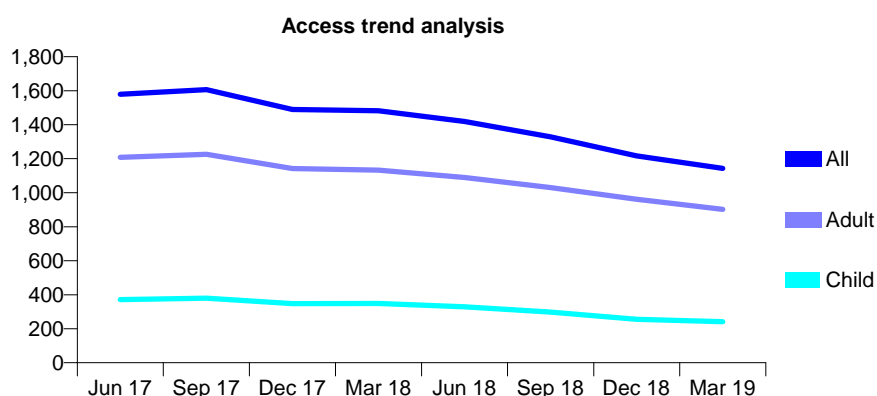
## 7A1 - Vital Signs At a Glance Contract Report for 192163/0001 - Year end March 2019

Name or company name	Betsi Cadwaladr University Health Board
Contract type name	PDS Contract
Purpose of contract	General
Contract start date	29/03/2010
Contract end date	31/03/2020

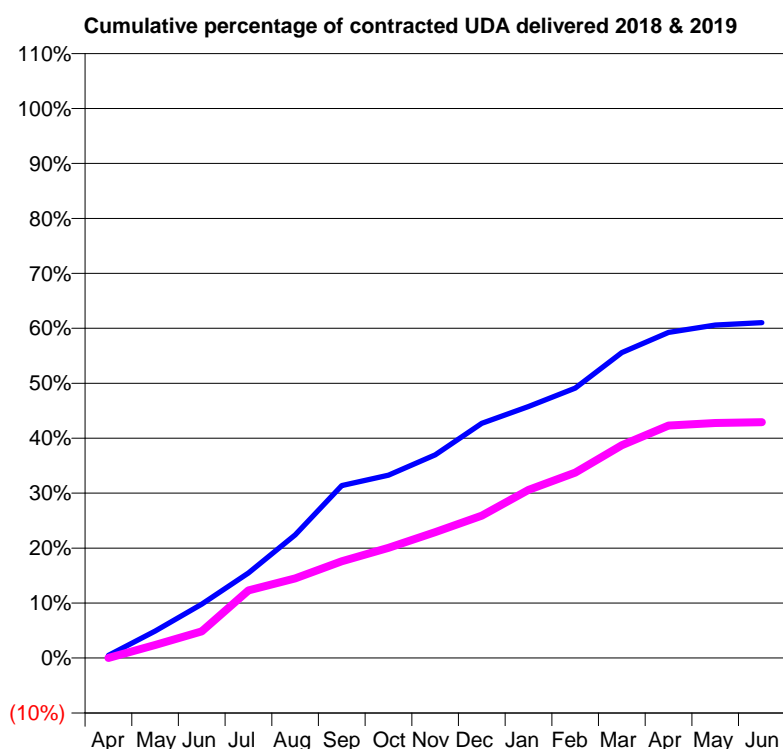
18/19 Contracted general activity (UDA)	4,368
Carry forward general activity (UDA)	0
18/19 Contracted orthodontic activity (UOA)	0
Carry forward orthodontic activity (UOA)	0
Baseline contract value	£173,867.16

### ACCESS\*

Patients seen in 24 months	Total	Change since previous quarter
Quarter ending March 2018	1,482	
Quarter ending June 2018	1,419	↓
Quarter ending September 2018	1,328	↓
Quarter ending December 2018	1,216	↓
Quarter ending March 2019	1,143	↓
<b>Variance since March 2018</b>	<b>(22.9%)</b>	<b>↓</b>



### ACTIVITY



Adjusted Scheduled Activity (UDA)		
Month	2018	2019
April	20	0
May	214	104
June	427	211
July	676	538
August	979	634
September	1,371	769
October	1,454	877
November	1,615	1,000
December	1,865	1,131
January	1,999	1,336
February	2,144	1,473
March	2,428	1,691
April	2,588	1,849
May	2,646	1,869
June	2,665	1,875

### QUALITY

	Quantity	Base Number	Contract	LHB	Wales
% of FP17s for the same patient ID Re-attending within 3 months - Children	17	218	7.8%	7.7%	10.8%
% of FP17s for the same patient ID Re-attending within 3 months - Adults	86	766	11.2%	13.1%	15.7%
% of FP17s for the same patient ID Re-attending between 3 & 9 months - Children	27	218	12.4%	59.0%	59.7%
% of FP17s for the same patient ID Re-attending between 3 & 9 months - Adults	181	766	23.6%	53.8%	55.5%
% of FP17s for Band 1 Urgent Courses	254	919	27.6%	8.4%	9.0%
% of FP17s Relating to Free Repair or Replacements	9	919	1.0%	0.7%	0.7%
% of FP17s Relating to Continuations	2	919	0.2%	0.7%	0.7%
% of Patients satisfied with the dentistry they have received	1	1	N/A	92.6%	92.4%
% of Patients satisfied with the time they had to wait for an appointment	0	1	N/A	86.6%	87.1%

\* This is based on patients treated on this contract for their most recent course of treatment.

Figures in italics indicate the base number of FP17s or Patient Questionnaire responses are less than 100. N/A is shown where the base number of responses is less than 10 during the period. % is calculated as Quantity/Base number\*100

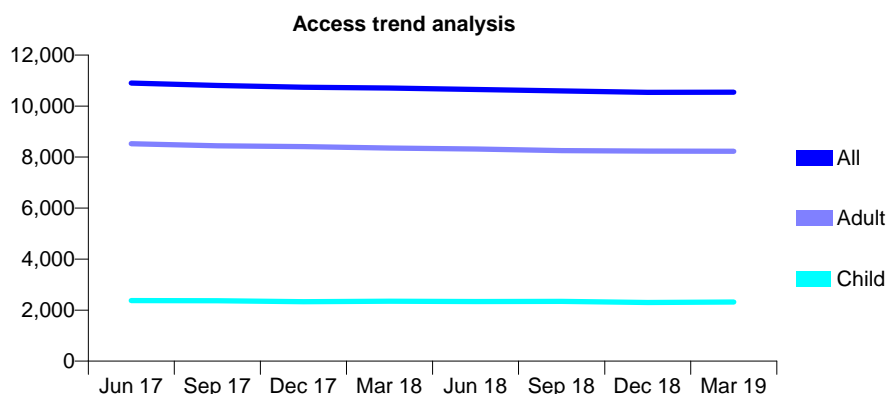
## 7A1 - Vital Signs At a Glance Contract Report for 193216/0001 - Year end March 2019

Name or company name	Ruthin Dental
Contract type name	GDS Contract
Purpose of contract	General and Orthodontic
Contract start date	01/04/2013
Contract end date	

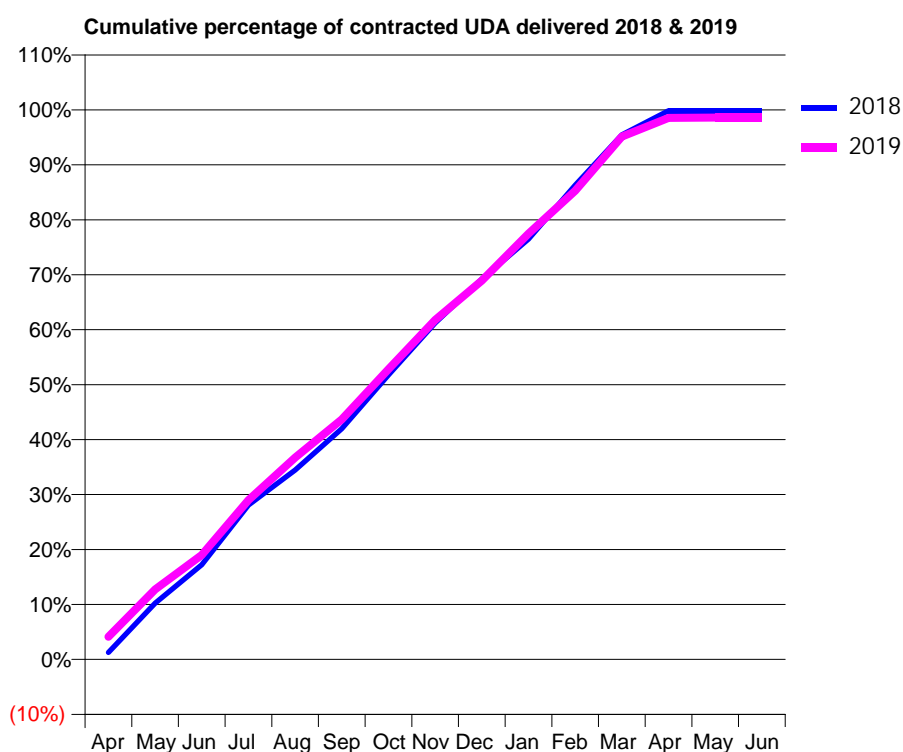
18/19 Contracted general activity (UDA)	31,200
Carry forward general activity (UDA)	49
18/19 Contracted orthodontic activity (UOA)	481
Carry forward orthodontic activity (UOA)	3
Baseline contract value	£851,304.71

### ACCESS\*

Patients seen in 24 months	Total	Change since previous quarter
Quarter ending March 2018	10,705	
Quarter ending June 2018	10,656	→
Quarter ending September 2018	10,596	→
Quarter ending December 2018	10,538	→
Quarter ending March 2019	10,546	→
<b>Variance since March 2018</b>	<b>(1.5%)</b>	<b>↓</b>



### ACTIVITY



Adjusted Scheduled Activity (UDA)		
Month	2018	2019
April	402	1,290
May	3,229	3,979
June	5,436	5,930
July	8,862	9,047
August	10,871	11,461
September	13,241	13,625
October	16,331	16,479
November	19,318	19,278
December	21,832	21,497
January	24,135	24,169
February	27,222	26,611
March	30,109	29,687
April	31,494	30,740
May	31,497	30,758
June	31,496	30,762

### QUALITY

	Quantity	Base Number	Contract	LHB	Wales
% of FP17s for the same patient ID Re-attending within 3 months - Children	214	3,977	5.4%	7.7%	10.8%
% of FP17s for the same patient ID Re-attending within 3 months - Adults	1,606	13,113	12.2%	13.1%	15.7%
% of FP17s for the same patient ID Re-attending between 3 & 9 months - Children	2,609	3,977	65.6%	59.0%	59.7%
% of FP17s for the same patient ID Re-attending between 3 & 9 months - Adults	7,546	13,113	57.5%	53.8%	55.5%
% of FP17s for Band 1 Urgent Courses	938	16,867	5.6%	8.4%	9.0%
% of FP17s Relating to Free Repair or Replacements	147	16,867	0.9%	0.7%	0.7%
% of FP17s Relating to Continuations	77	16,867	0.5%	0.7%	0.7%
% of Patients satisfied with the dentistry they have received	18	20	90.0%	92.6%	92.4%
% of Patients satisfied with the time they had to wait for an appointment	17	20	85.0%	86.6%	87.1%

\* This is based on patients treated on this contract for their most recent course of treatment. Figures in italics indicate the base number of FP17s or Patient Questionnaire responses are less than 100. N/A is shown where the base number of responses is less than 10 during the period. % is calculated as Quantity/Base number\*100

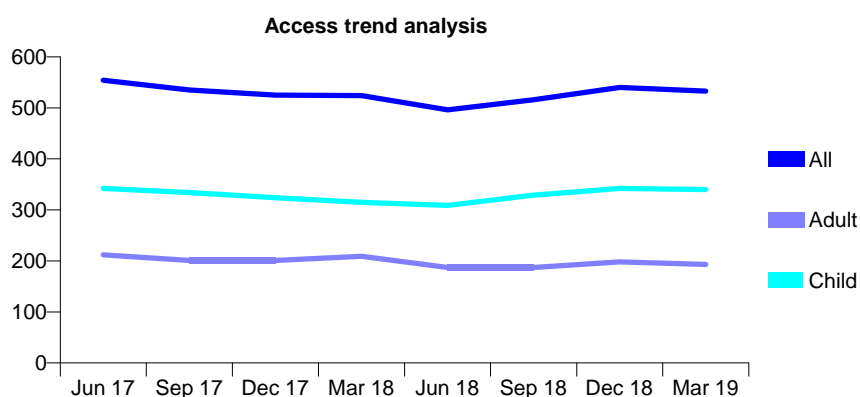
## 7A1 - Vital Signs At a Glance Contract Report for 196991/0001 - Year end March 2019

Name or company name	Miss C Smith
Contract type name	GDS Contract
Purpose of contract	General
Contract start date	01/04/2015
Contract end date	

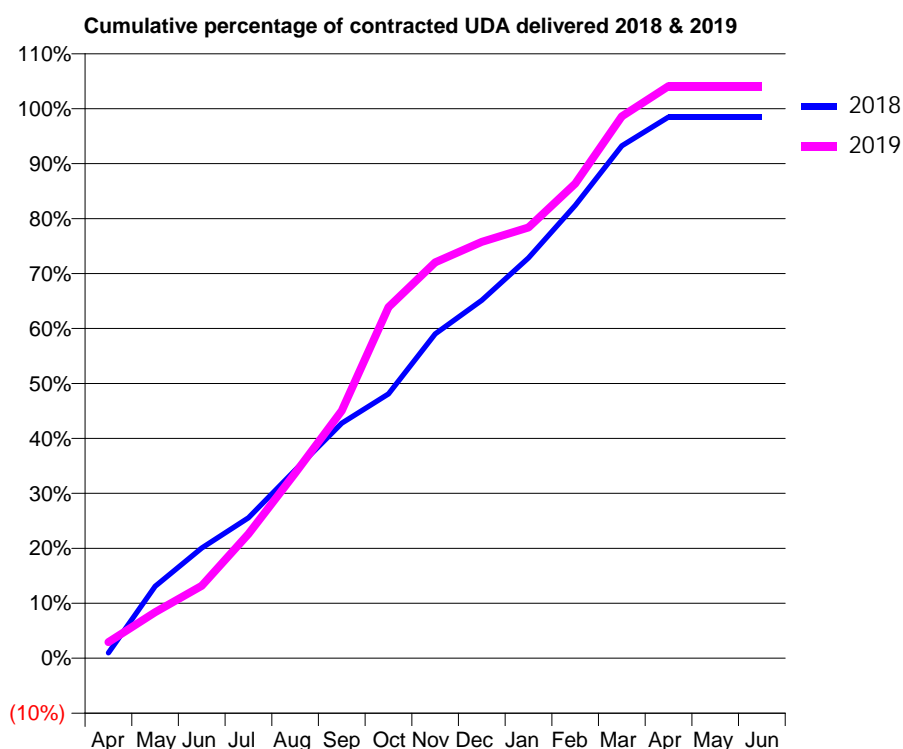
18/19 Contracted general activity (UDA)	1,170
Carry forward general activity (UDA)	20
18/19 Contracted orthodontic activity (UOA)	0
Carry forward orthodontic activity (UOA)	0
Baseline contract value	£30,241.89

### ACCESS\*

Patients seen in 24 months	Total	Change since previous quarter
Quarter ending March 2018	524	
Quarter ending June 2018	496	↓
Quarter ending September 2018	516	↑
Quarter ending December 2018	540	↑
Quarter ending March 2019	533	↓
<b>Variance since March 2018</b>	<b>1.7%</b>	→



### ACTIVITY



Adjusted Scheduled Activity (UDA)		
Month	2018	2019
April	13	34
May	173	98
June	265	154
July	338	265
August	452	394
September	565	527
October	635	747
November	779	843
December	860	886
January	961	917
February	1,088	1,010
March	1,231	1,153
April	1,300	1,218
May	1,300	1,218
June	1,300	1,218

### QUALITY

	Quantity	Base Number	Contract	LHB	Wales
% of FP17s for the same patient ID Re-attending within 3 months - Children	23	539	4.3%	7.7%	10.8%
% of FP17s for the same patient ID Re-attending within 3 months - Adults	27	213	12.7%	13.1%	15.7%
% of FP17s for the same patient ID Re-attending between 3 & 9 months - Children	342	539	63.5%	59.0%	59.7%
% of FP17s for the same patient ID Re-attending between 3 & 9 months - Adults	109	213	51.2%	53.8%	55.5%
% of FP17s for Band 1 Urgent Courses	34	763	4.5%	8.4%	9.0%
% of FP17s Relating to Free Repair or Replacements	0	763	0.0%	0.7%	0.7%
% of FP17s Relating to Continuations	0	763	0.0%	0.7%	0.7%
% of Patients satisfied with the dentistry they have received	1	1	N/A	92.6%	92.4%
% of Patients satisfied with the time they had to wait for an appointment	1	1	N/A	86.6%	87.1%

\* This is based on patients treated on this contract for their most recent course of treatment. Figures in italics indicate the base number of FP17s or Patient Questionnaire responses are less than 100. N/A is shown where the base number of responses is less than 10 during the period. % is calculated as Quantity/Base number\*100

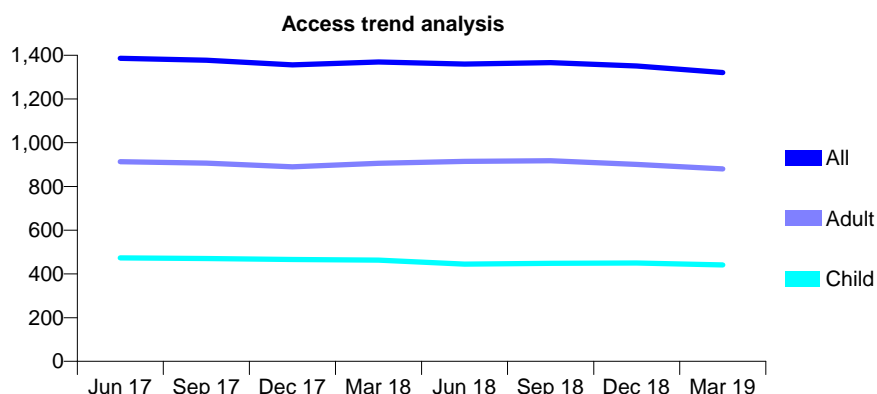
## 7A1 - Vital Signs At a Glance Contract Report for 197041/0001 - Year end March 2019

Name or company name	Belmont House
Contract type name	GDS Contract
Purpose of contract	General
Contract start date	01/05/2008
Contract end date	

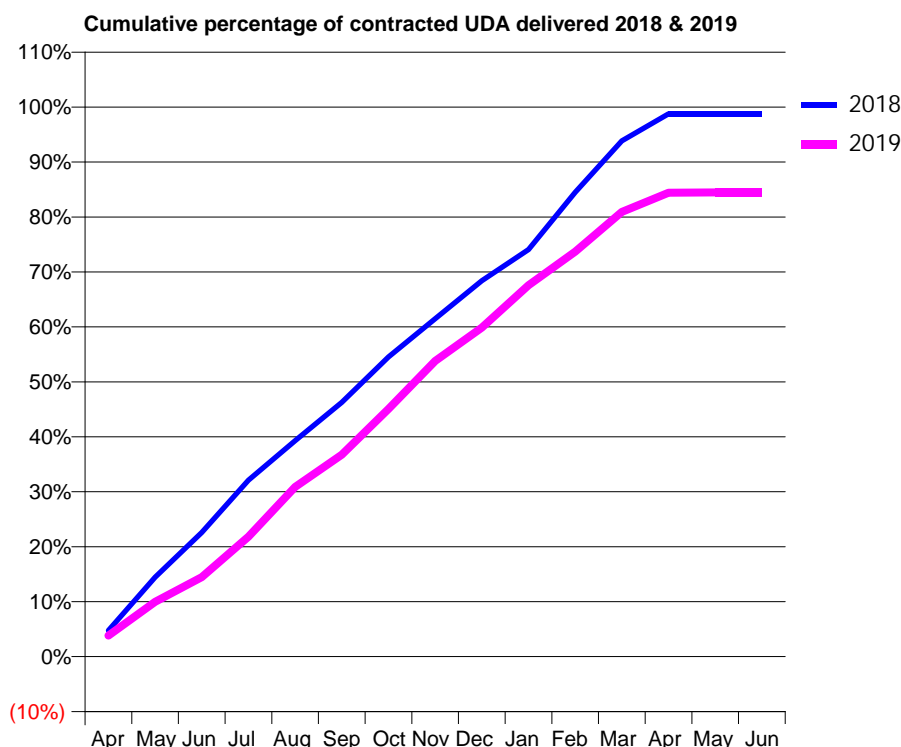
18/19 Contracted general activity (UDA)	3,846
Carry forward general activity (UDA)	44
18/19 Contracted orthodontic activity (UOA)	0
Carry forward orthodontic activity (UOA)	0
Baseline contract value	£119,085.59

### ACCESS\*

Patients seen in 24 months	Total	Change since previous quarter
Quarter ending March 2018	1,369	
Quarter ending June 2018	1,360	→
Quarter ending September 2018	1,366	→
Quarter ending December 2018	1,351	↓
Quarter ending March 2019	1,321	↓
<b>Variance since March 2018</b>	<b>(3.5%)</b>	<b>↓</b>



### ACTIVITY



Adjusted Scheduled Activity (UDA)		
Month	2018	2019
April	169	147
May	512	384
June	801	556
July	1,139	840
August	1,393	1,188
September	1,640	1,413
October	1,934	1,734
November	2,180	2,070
December	2,425	2,302
January	2,627	2,599
February	2,996	2,834
March	3,328	3,112
April	3,502	3,246
May	3,502	3,248
June	3,502	3,248

### QUALITY

	Quantity	Base Number	Contract	LHB	Wales
% of FP17s for the same patient ID Re-attending within 3 months - Children	41	719	5.7%	7.7%	10.8%
% of FP17s for the same patient ID Re-attending within 3 months - Adults	132	1,305	10.1%	13.1%	15.7%
% of FP17s for the same patient ID Re-attending between 3 & 9 months - Children	503	719	70.0%	59.0%	59.7%
% of FP17s for the same patient ID Re-attending between 3 & 9 months - Adults	859	1,305	65.8%	53.8%	55.5%
% of FP17s for Band 1 Urgent Courses	82	2,011	4.1%	8.4%	9.0%
% of FP17s Relating to Free Repair or Replacements	5	2,011	0.2%	0.7%	0.7%
% of FP17s Relating to Continuations	0	2,011	0.0%	0.7%	0.7%
% of Patients satisfied with the dentistry they have received	3	4	N/A	92.6%	92.4%
% of Patients satisfied with the time they had to wait for an appointment	3	4	N/A	86.6%	87.1%

\* This is based on patients treated on this contract for their most recent course of treatment.  
 Figures in *italics* indicate the base number of FP17s or Patient Questionnaire responses are less than 100. N/A is shown where the base number of responses is less than 10 during the period. % is calculated as Quantity/Base number\*100

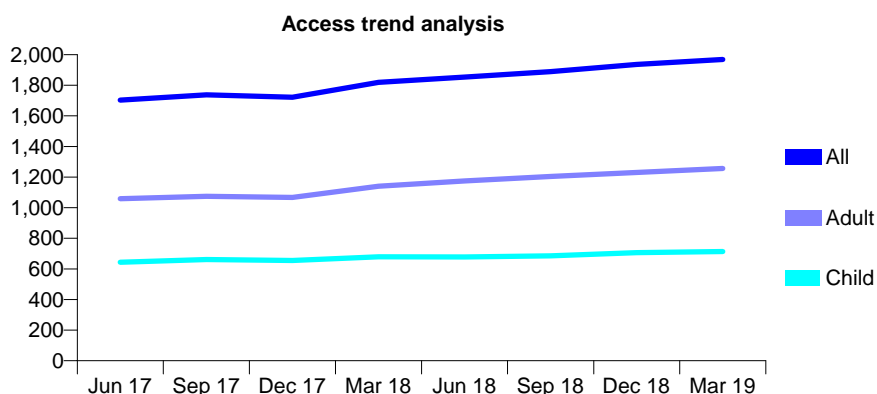
## 7A1 - Vital Signs At a Glance Contract Report for 199818/0001 - Year end March 2019

Name or company name	Mr G Turner & Mr R Davies
Contract type name	GDS Contract
Purpose of contract	General
Contract start date	01/04/2009
Contract end date	

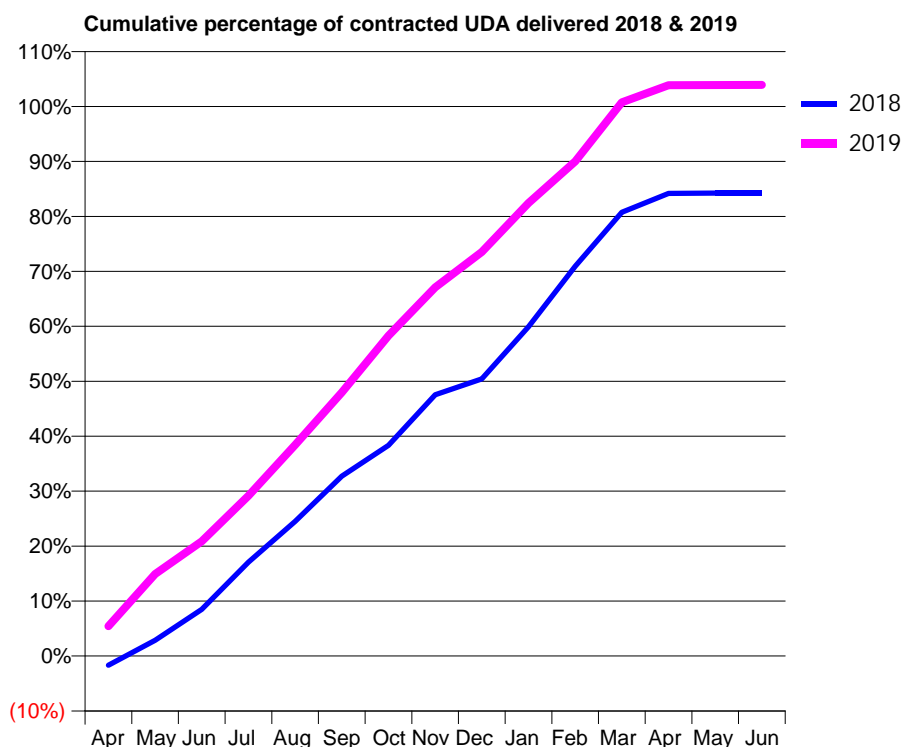
18/19 Contracted general activity (UDA)	5,000
Carry forward general activity (UDA)	0
18/19 Contracted orthodontic activity (UOA)	0
Carry forward orthodontic activity (UOA)	0
Baseline contract value	£124,302.77

### ACCESS\*

Patients seen in 24 months	Total	Change since previous quarter
Quarter ending March 2018	1,819	
Quarter ending June 2018	1,853	→
Quarter ending September 2018	1,889	→
Quarter ending December 2018	1,936	↑
Quarter ending March 2019	1,969	→
<b>Variance since March 2018</b>	<b>8.2%</b>	<b>↑</b>



### ACTIVITY



Adjusted Scheduled Activity (UDA)		
Month	2018	2019
April	-84	273
May	144	747
June	424	1,044
July	855	1,459
August	1,226	1,922
September	1,636	2,396
October	1,918	2,914
November	2,378	3,354
December	2,522	3,676
January	2,996	4,121
February	3,546	4,500
March	4,038	5,037
April	4,209	5,193
May	4,212	5,195
June	4,212	5,196

### QUALITY

	Quantity	Base Number	Contract	LHB	Wales
% of FP17s for the same patient ID Re-attending within 3 months - Children	38	1,289	2.9%	7.7%	10.8%
% of FP17s for the same patient ID Re-attending within 3 months - Adults	243	2,152	11.3%	13.1%	15.7%
% of FP17s for the same patient ID Re-attending between 3 & 9 months - Children	967	1,289	75.0%	59.0%	59.7%
% of FP17s for the same patient ID Re-attending between 3 & 9 months - Adults	1,449	2,152	67.3%	53.8%	55.5%
% of FP17s for Band 1 Urgent Courses	154	3,420	4.5%	8.4%	9.0%
% of FP17s Relating to Free Repair or Replacements	39	3,420	1.1%	0.7%	0.7%
% of FP17s Relating to Continuations	1	3,420	0.0%	0.7%	0.7%
% of Patients satisfied with the dentistry they have received	1	1	N/A	92.6%	92.4%
% of Patients satisfied with the time they had to wait for an appointment	1	1	N/A	86.6%	87.1%

\* This is based on patients treated on this contract for their most recent course of treatment.

Figures in italics indicate the base number of FP17s or Patient Questionnaire responses are less than 100. N/A is shown where the base number of responses is less than 10 during the period. % is calculated as Quantity/Base number\*100

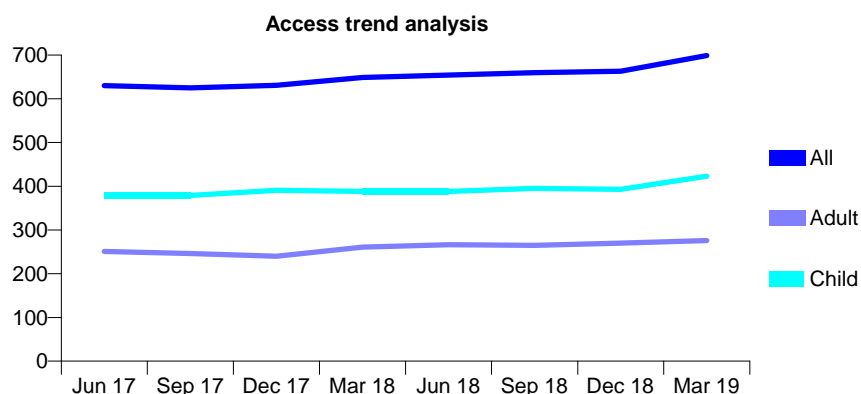
## 7A1 - Vital Signs At a Glance Contract Report for 206229/0003 - Year end March 2019

Name or company name	Abergele Dental Surgery
Contract type name	GDS Contract
Purpose of contract	General
Contract start date	21/10/2014
Contract end date	

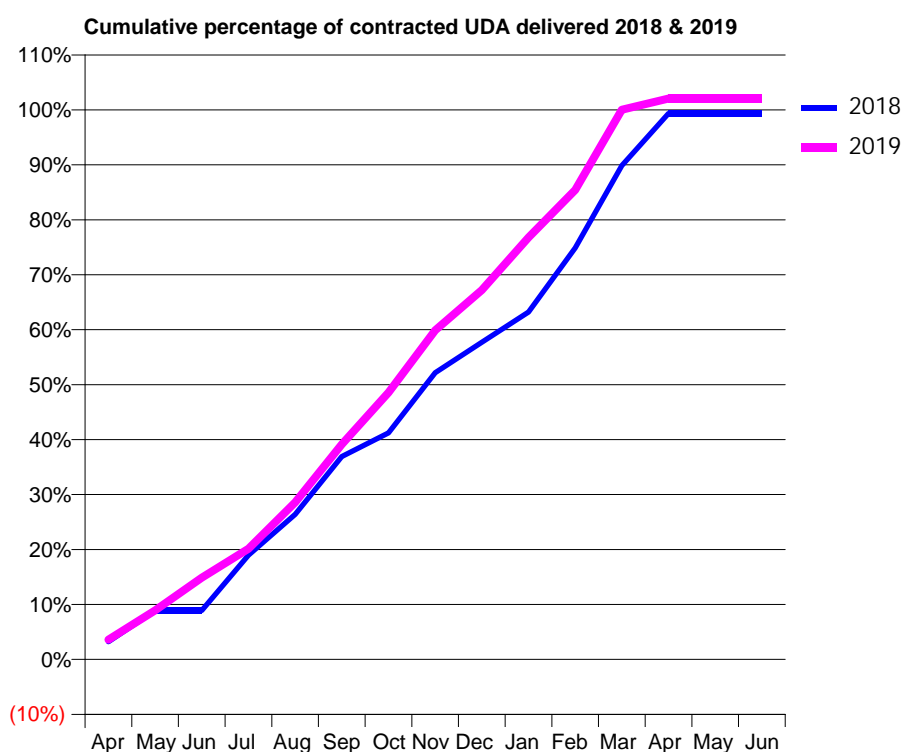
18/19 Contracted general activity (UDA)	1,714
Carry forward general activity (UDA)	11
18/19 Contracted orthodontic activity (UOA)	0
Carry forward orthodontic activity (UOA)	0
Baseline contract value	£43,021.59

### ACCESS\*

Patients seen in 24 months	Total	Change since previous quarter
Quarter ending March 2018	649	
Quarter ending June 2018	654	→
Quarter ending September 2018	660	→
Quarter ending December 2018	663	→
Quarter ending March 2019	699	↑
<b>Variance since March 2018</b>	<b>7.7%</b>	<b>↑</b>



### ACTIVITY



Adjusted Scheduled Activity (UDA)		
Month	2018	2019
April	55	62
May	153	153
June	153	255
July	325	345
August	452	490
September	633	671
October	706	833
November	895	1,026
December	989	1,152
January	1,083	1,316
February	1,284	1,464
March	1,540	1,714
April	1,703	1,749
May	1,703	1,749
June	1,703	1,749

### QUALITY

	Quantity	Base Number	Contract	LHB	Wales
% of FP17s for the same patient ID Re-attending within 3 months - Children	42	752	5.6%	7.7%	10.8%
% of FP17s for the same patient ID Re-attending within 3 months - Adults	23	337	6.8%	13.1%	15.7%
% of FP17s for the same patient ID Re-attending between 3 & 9 months - Children	566	752	75.3%	59.0%	59.7%
% of FP17s for the same patient ID Re-attending between 3 & 9 months - Adults	227	337	67.4%	53.8%	55.5%
% of FP17s for Band 1 Urgent Courses	36	1,008	3.6%	8.4%	9.0%
% of FP17s Relating to Free Repair or Replacements	2	1,008	0.2%	0.7%	0.7%
% of FP17s Relating to Continuations	1	1,008	0.1%	0.7%	0.7%
% of Patients satisfied with the dentistry they have received	4	4	N/A	92.6%	92.4%
% of Patients satisfied with the time they had to wait for an appointment	4	4	N/A	86.6%	87.1%

\* This is based on patients treated on this contract for their most recent course of treatment. Figures in italics indicate the base number of FP17s or Patient Questionnaire responses are less than 100. N/A is shown where the base number of responses is less than 10 during the period. % is calculated as Quantity/Base number\*100

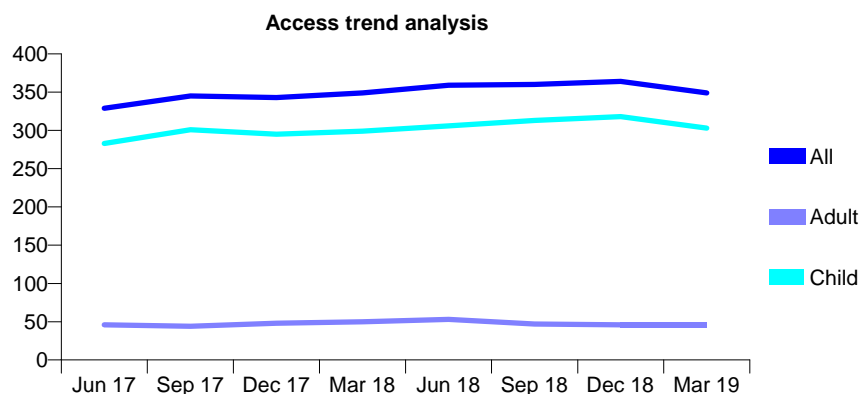
## 7A1 - Vital Signs At a Glance Contract Report for 219002/0001 - Year end March 2019

Name or company name	MRS KJ PEARCE
Contract type name	GDS Contract
Purpose of contract	General
Contract start date	01/04/2006
Contract end date	

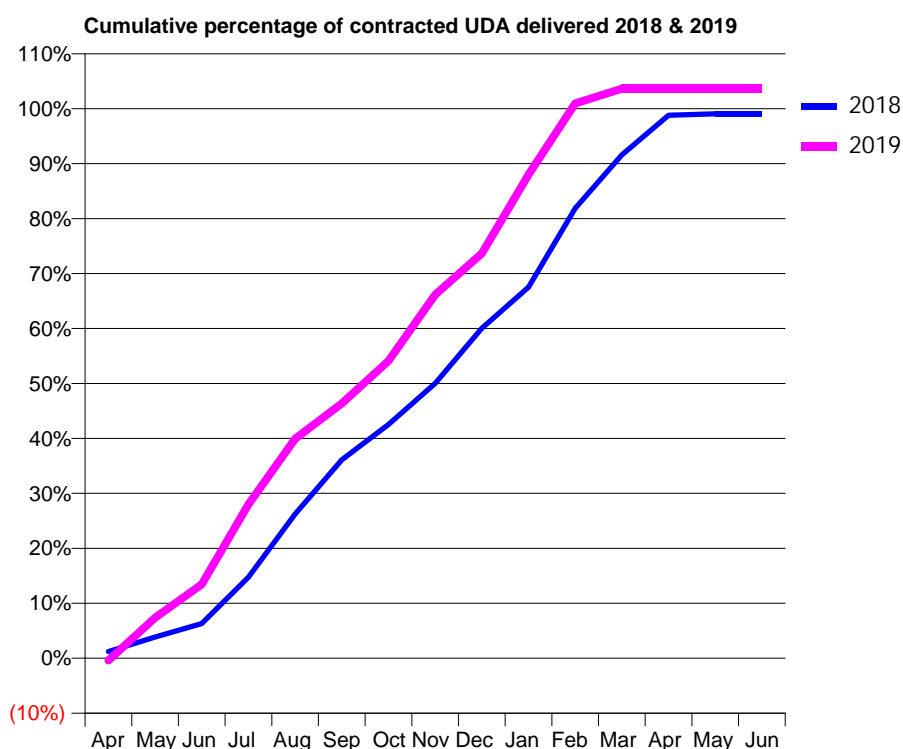
18/19 Contracted general activity (UDA)	750
Carry forward general activity (UDA)	7
18/19 Contracted orthodontic activity (UOA)	0
Carry forward orthodontic activity (UOA)	0
Baseline contract value	£18,841.10

### ACCESS\*

Patients seen in 24 months	Total	Change since previous quarter
Quarter ending March 2018	349	
Quarter ending June 2018	359	↑
Quarter ending September 2018	360	→
Quarter ending December 2018	364	→
Quarter ending March 2019	349	↓
<b>Variance since March 2018</b>	<b>0.0%</b>	<b>→</b>



### ACTIVITY



Adjusted Scheduled Activity (UDA)		
Month	2018	2019
April	9	-3
May	29	55
June	47	101
July	111	210
August	197	299
September	271	348
October	319	406
November	375	496
December	450	552
January	506	660
February	614	757
March	687	777
April	741	777
May	743	777
June	743	777

### QUALITY

	Quantity	Base Number	Contract	LHB	Wales
% of FP17s for the same patient ID Re-attending within 3 months - Children	51	552	9.2%	7.7%	10.8%
% of FP17s for the same patient ID Re-attending within 3 months - Adults	2	37	5.4%	13.1%	15.7%
% of FP17s for the same patient ID Re-attending between 3 & 9 months - Children	317	552	57.4%	59.0%	59.7%
% of FP17s for the same patient ID Re-attending between 3 & 9 months - Adults	23	37	62.2%	53.8%	55.5%
% of FP17s for Band 1 Urgent Courses	21	549	3.8%	8.4%	9.0%
% of FP17s Relating to Free Repair or Replacements	0	549	0.0%	0.7%	0.7%
% of FP17s Relating to Continuations	0	549	0.0%	0.7%	0.7%
% of Patients satisfied with the dentistry they have received	1	1	N/A	92.6%	92.4%
% of Patients satisfied with the time they had to wait for an appointment	1	1	N/A	86.6%	87.1%

\* This is based on patients treated on this contract for their most recent course of treatment. Figures in italics indicate the base number of FP17s or Patient Questionnaire responses are less than 100. N/A is shown where the base number of responses is less than 10 during the period. % is calculated as Quantity/Base number\*100



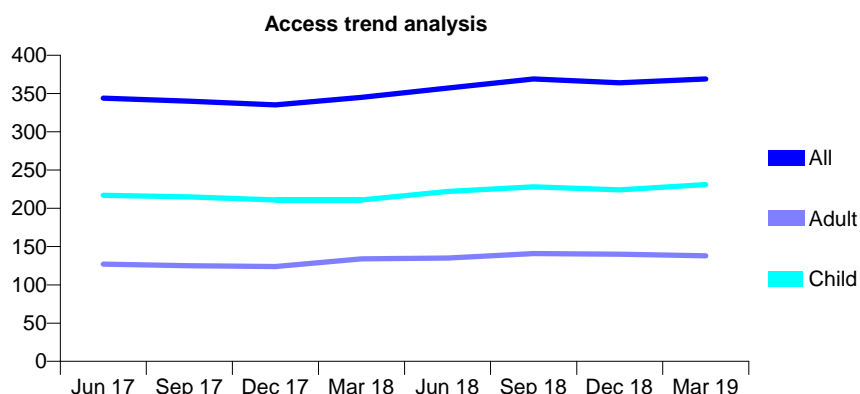
## 7A1 - Vital Signs At a Glance Contract Report for 221090/0001 - Year end March 2019

Name or company name	MR CR ANDRADE
Contract type name	GDS Contract
Purpose of contract	General
Contract start date	01/04/2006
Contract end date	

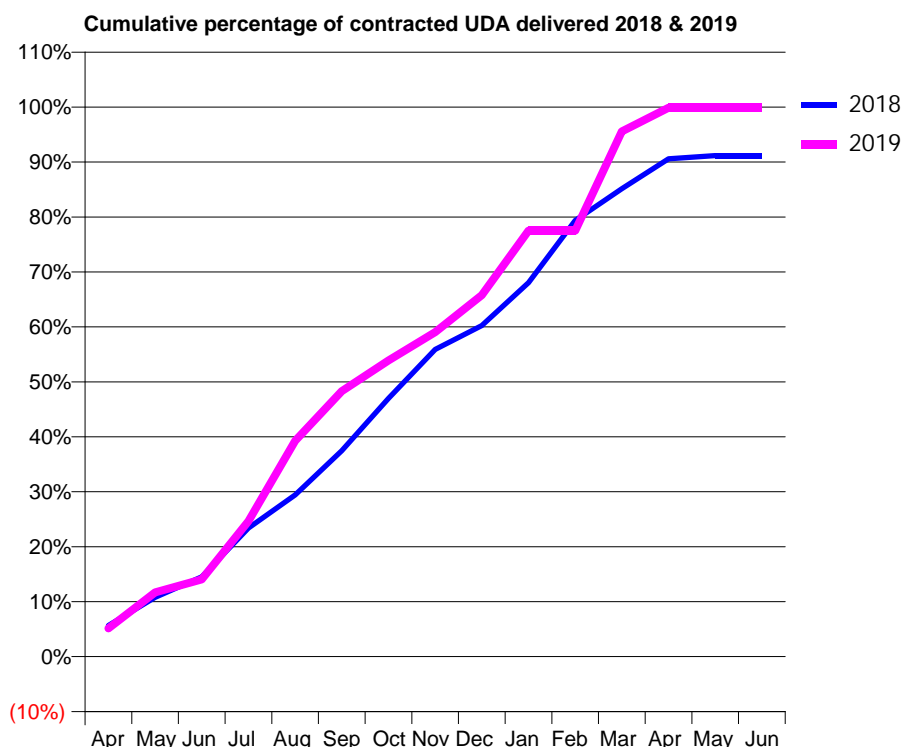
18/19 Contracted general activity (UDA)	833
Carry forward general activity (UDA)	0
18/19 Contracted orthodontic activity (UOA)	0
Carry forward orthodontic activity (UOA)	0
Baseline contract value	£19,383.66

### ACCESS\*

Patients seen in 24 months	Total	Change since previous quarter
Quarter ending March 2018	345	
Quarter ending June 2018	357	↑
Quarter ending September 2018	369	↑
Quarter ending December 2018	364	↓
Quarter ending March 2019	369	→
<b>Variance since March 2018</b>	<b>7.0%</b>	<b>↑</b>



### ACTIVITY



Adjusted Scheduled Activity (UDA)		
Month	2018	2019
April	47	43
May	90	98
June	121	117
July	195	205
August	245	327
September	312	402
October	391	449
November	466	492
December	502	548
January	567	646
February	661	646
March	709	796
April	754	832
May	759	832
June	759	832

### QUALITY

	Quantity	Base Number	Contract	LHB	Wales
% of FP17s for the same patient ID Re-attending within 3 months - Children	36	375	9.6%	7.7%	10.8%
% of FP17s for the same patient ID Re-attending within 3 months - Adults	12	173	6.9%	13.1%	15.7%
% of FP17s for the same patient ID Re-attending between 3 & 9 months - Children	216	375	57.6%	59.0%	59.7%
% of FP17s for the same patient ID Re-attending between 3 & 9 months - Adults	91	173	52.6%	53.8%	55.5%
% of FP17s for Band 1 Urgent Courses	20	544	3.7%	8.4%	9.0%
% of FP17s Relating to Free Repair or Replacements	0	544	0.0%	0.7%	0.7%
% of FP17s Relating to Continuations	14	544	2.6%	0.7%	0.7%
% of Patients satisfied with the dentistry they have received	2	2	N/A	92.6%	92.4%
% of Patients satisfied with the time they had to wait for an appointment	2	2	N/A	86.6%	87.1%

\* This is based on patients treated on this contract for their most recent course of treatment.  
 Figures in *italics* indicate the base number of FP17s or Patient Questionnaire responses are less than 100. N/A is shown where the base number of responses is less than 10 during the period. % is calculated as Quantity/Base number\*100

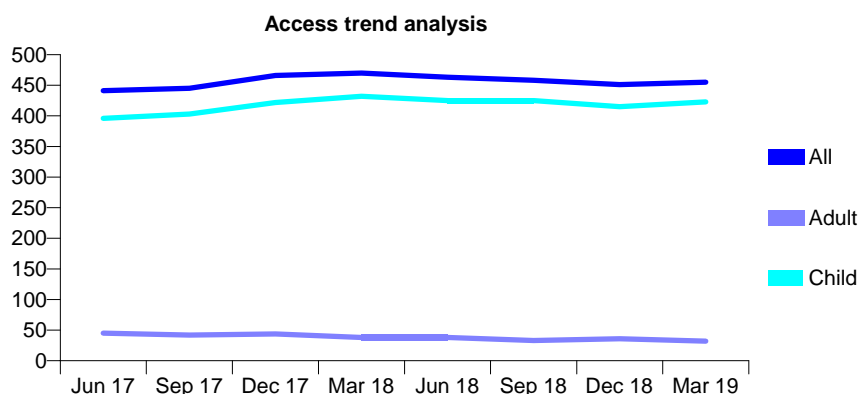
## 7A1 - Vital Signs At a Glance Contract Report for 231495/0001 - Year end March 2019

Name or company name	MISS EV GRIFFITH
Contract type name	GDS Contract
Purpose of contract	General
Contract start date	01/04/2006
Contract end date	

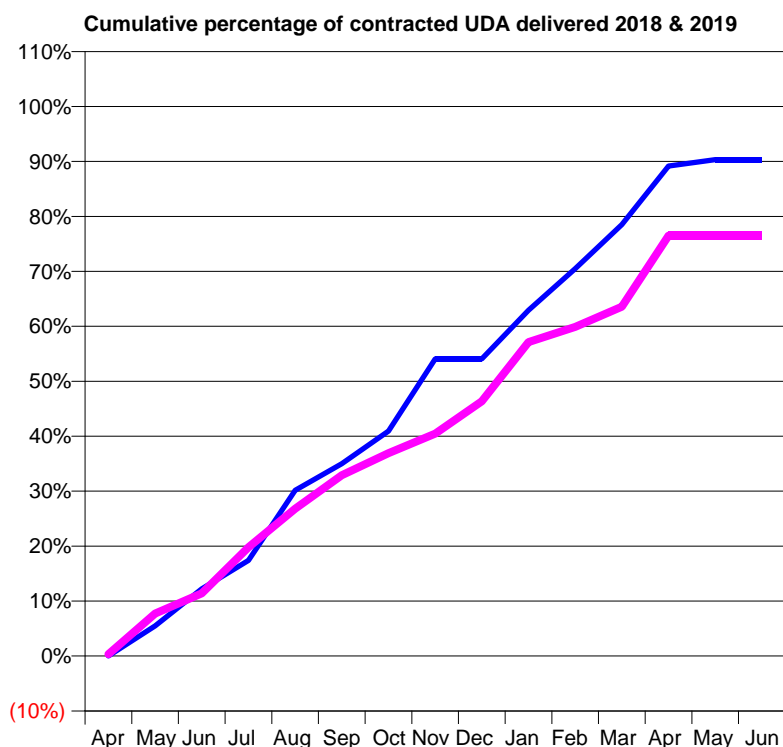
18/19 Contracted general activity (UDA)	875
Carry forward general activity (UDA)	0
18/19 Contracted orthodontic activity (UOA)	0
Carry forward orthodontic activity (UOA)	0
Baseline contract value	£21,790.68

### ACCESS\*

Patients seen in 24 months	Total	Change since previous quarter
Quarter ending March 2018	470	
Quarter ending June 2018	463	↓
Quarter ending September 2018	458	↓
Quarter ending December 2018	451	↓
Quarter ending March 2019	455	→
<b>Variance since March 2018</b>	<b>(3.2%)</b>	<b>↓</b>



### ACTIVITY



Adjusted Scheduled Activity (UDA)		
Month	2018	2019
April	0	3
May	48	68
June	107	100
July	152	173
August	264	235
September	306	288
October	358	323
November	473	354
December	473	405
January	550	500
February	617	524
March	687	556
April	780	669
May	790	669
June	790	669

### QUALITY

	Quantity	Base Number	Contract	LHB	Wales
% of FP17s for the same patient ID Re-attending within 3 months - Children	22	516	4.3%	7.7%	10.8%
% of FP17s for the same patient ID Re-attending within 3 months - Adults	0	0	N/A	13.1%	15.7%
% of FP17s for the same patient ID Re-attending between 3 & 9 months - Children	280	516	54.3%	59.0%	59.7%
% of FP17s for the same patient ID Re-attending between 3 & 9 months - Adults	0	0	N/A	53.8%	55.5%
% of FP17s for Band 1 Urgent Courses	25	542	4.6%	8.4%	9.0%
% of FP17s Relating to Free Repair or Replacements	0	542	0.0%	0.7%	0.7%
% of FP17s Relating to Continuations	0	542	0.0%	0.7%	0.7%
% of Patients satisfied with the dentistry they have received	1	1	N/A	92.6%	92.4%
% of Patients satisfied with the time they had to wait for an appointment	1	1	N/A	86.6%	87.1%

\* This is based on patients treated on this contract for their most recent course of treatment.

Figures in italics indicate the base number of FP17s or Patient Questionnaire responses are less than 100. N/A is shown where the base number of responses is less than 10 during the period. % is calculated as Quantity/Base number\*100

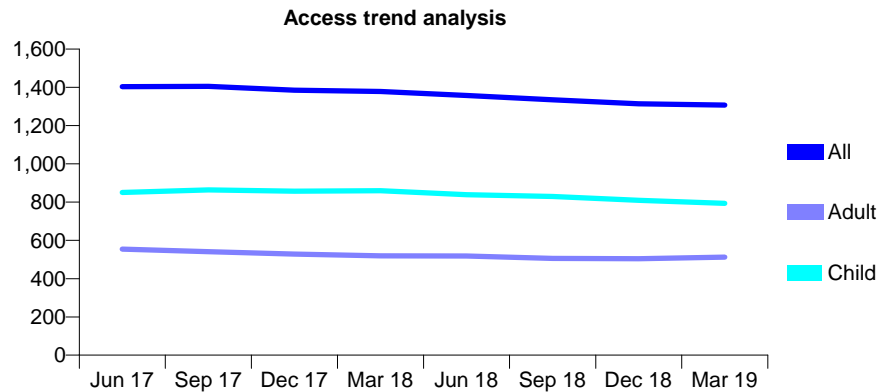
## 7A1 - Vital Signs At a Glance Contract Report for 231517/0001 - Year end March 2019

Name or company name	MRS DV MARSHALL
Contract type name	GDS Contract
Purpose of contract	General
Contract start date	01/04/2006
Contract end date	

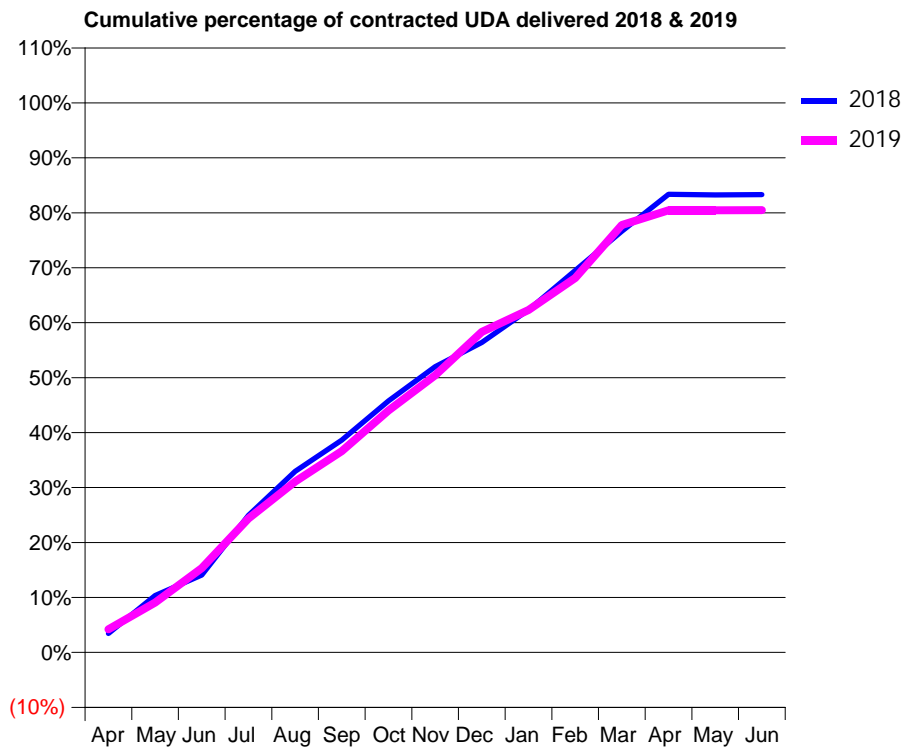
18/19 Contracted general activity (UDA)	3,920
Carry forward general activity (UDA)	0
18/19 Contracted orthodontic activity (UOA)	0
Carry forward orthodontic activity (UOA)	0
Baseline contract value	£101,323.23

### ACCESS\*

Patients seen in 24 months	Total	Change since previous quarter
Quarter ending March 2018	1,378	
Quarter ending June 2018	1,357	↓
Quarter ending September 2018	1,335	↓
Quarter ending December 2018	1,314	↓
Quarter ending March 2019	1,307	→
<b>Variance since March 2018</b>	<b>(5.2%)</b>	<b>↓</b>



### ACTIVITY



Adjusted Scheduled Activity (UDA)		
Month	2018	2019
April	136	165
May	406	355
June	552	601
July	978	955
August	1,291	1,219
September	1,515	1,436
October	1,793	1,725
November	2,038	1,977
December	2,212	2,286
January	2,443	2,442
February	2,725	2,670
March	3,004	3,048
April	3,268	3,154
May	3,263	3,154
June	3,265	3,155

### QUALITY

	Quantity	Base Number	Contract	LHB	Wales
% of FP17s for the same patient ID Re-attending within 3 months - Children	82	1,197	6.9%	7.7%	10.8%
% of FP17s for the same patient ID Re-attending within 3 months - Adults	98	686	14.3%	13.1%	15.7%
% of FP17s for the same patient ID Re-attending between 3 & 9 months - Children	690	1,197	57.6%	59.0%	59.7%
% of FP17s for the same patient ID Re-attending between 3 & 9 months - Adults	431	686	62.8%	53.8%	55.5%
% of FP17s for Band 1 Urgent Courses	65	1,802	3.6%	8.4%	9.0%
% of FP17s Relating to Free Repair or Replacements	15	1,802	0.8%	0.7%	0.7%
% of FP17s Relating to Continuations	2	1,802	0.1%	0.7%	0.7%
% of Patients satisfied with the dentistry they have received	4	4	N/A	92.6%	92.4%
% of Patients satisfied with the time they had to wait for an appointment	3	4	N/A	86.6%	87.1%

\* This is based on patients treated on this contract for their most recent course of treatment. Figures in italics indicate the base number of FP17s or Patient Questionnaire responses are less than 100. N/A is shown where the base number of responses is less than 10 during the period. % is calculated as Quantity/Base number\*100

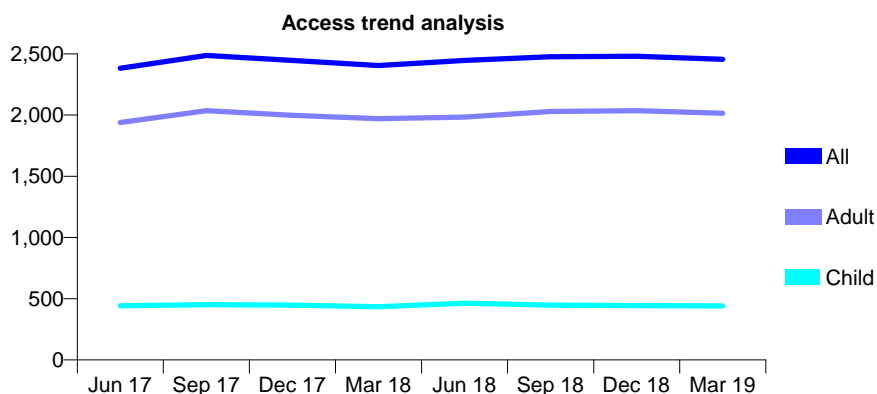
## 7A1 - Vital Signs At a Glance Contract Report for 234087/0001 - Year end March 2019

Name or company name	MR TJ BEGGS
Contract type name	GDS Contract
Purpose of contract	General
Contract start date	01/04/2006
Contract end date	

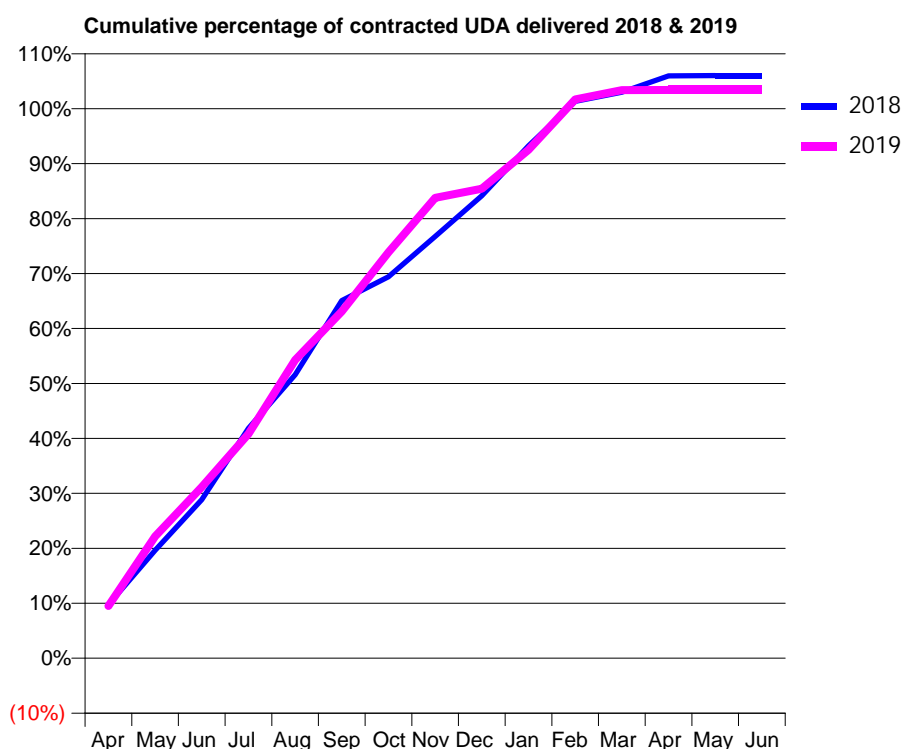
18/19 Contracted general activity (UDA)	6,567
Carry forward general activity (UDA)	-328
18/19 Contracted orthodontic activity (UOA)	0
Carry forward orthodontic activity (UOA)	0
Baseline contract value	£210,739.97

### ACCESS\*

Patients seen in 24 months	Total	Change since previous quarter
Quarter ending March 2018	2,405	
Quarter ending June 2018	2,446	→
Quarter ending September 2018	2,477	→
Quarter ending December 2018	2,480	→
Quarter ending March 2019	2,456	→
<b>Variance since March 2018</b>	<b>2.1%</b>	<b>↑</b>



### ACTIVITY



Adjusted Scheduled Activity (UDA)		
Month	2018	2019
April	640	624
May	1,290	1,457
June	1,895	2,045
July	2,746	2,681
August	3,388	3,564
September	4,274	4,143
October	4,559	4,850
November	5,040	5,500
December	5,526	5,611
January	6,123	6,074
February	6,654	6,679
March	6,763	6,788
April	6,959	6,789
May	6,961	6,789
June	6,961	6,789

### QUALITY

	Quantity	Base Number	Contract	LHB	Wales
% of FP17s for the same patient ID Re-attending within 3 months - Children	54	585	9.2%	7.7%	10.8%
% of FP17s for the same patient ID Re-attending within 3 months - Adults	421	2,663	15.8%	13.1%	15.7%
% of FP17s for the same patient ID Re-attending between 3 & 9 months - Children	247	585	42.2%	59.0%	59.7%
% of FP17s for the same patient ID Re-attending between 3 & 9 months - Adults	1,087	2,663	40.8%	53.8%	55.5%
% of FP17s for Band 1 Urgent Courses	469	3,174	14.8%	8.4%	9.0%
% of FP17s Relating to Free Repair or Replacements	55	3,174	1.7%	0.7%	0.7%
% of FP17s Relating to Continuations	40	3,174	1.3%	0.7%	0.7%
% of Patients satisfied with the dentistry they have received	8	8	N/A	92.6%	92.4%
% of Patients satisfied with the time they had to wait for an appointment	8	8	N/A	86.6%	87.1%

\* This is based on patients treated on this contract for their most recent course of treatment. Figures in italics indicate the base number of FP17s or Patient Questionnaire responses are less than 100. N/A is shown where the base number of responses is less than 10 during the period. % is calculated as Quantity/Base number\*100

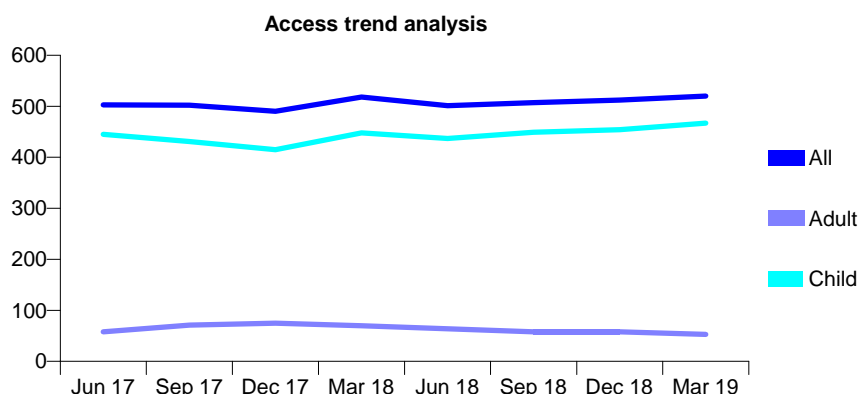
## 7A1 - Vital Signs At a Glance Contract Report for 238538/0001 - Year end March 2019

Name or company name	MISS JM HARRINGTON
Contract type name	GDS Contract
Purpose of contract	General
Contract start date	01/04/2006
Contract end date	

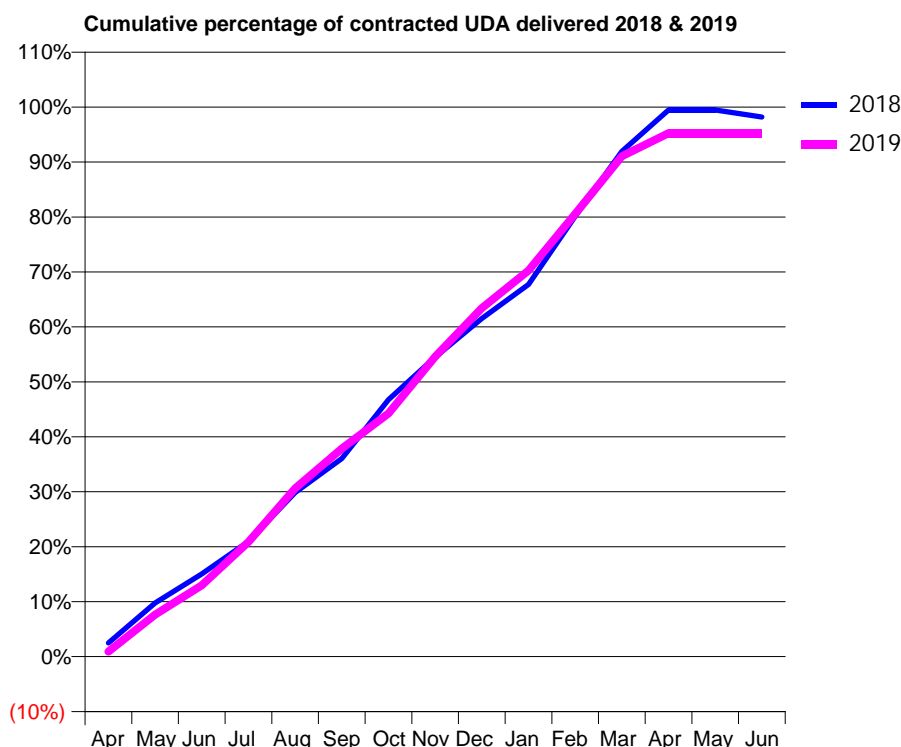
18/19 Contracted general activity (UDA)	1,283
Carry forward general activity (UDA)	24
18/19 Contracted orthodontic activity (UOA)	0
Carry forward orthodontic activity (UOA)	0
Baseline contract value	£34,679.11

### ACCESS\*

Patients seen in 24 months	Total	Change since previous quarter
Quarter ending March 2018	518	
Quarter ending June 2018	501	↓
Quarter ending September 2018	507	→
Quarter ending December 2018	512	→
Quarter ending March 2019	520	→
<b>Variance since March 2018</b>	<b>0.4%</b>	<b>→</b>



### ACTIVITY



Adjusted Scheduled Activity (UDA)		
Month	2018	2019
April	32	12
May	125	98
June	193	166
July	269	268
August	383	393
September	463	486
October	600	568
November	699	700
December	789	814
January	869	902
February	1,028	1,034
March	1,179	1,168
April	1,276	1,222
May	1,276	1,222
June	1,259	1,222

### QUALITY

	Quantity	Base Number	Contract	LHB	Wales
% of FP17s for the same patient ID Re-attending within 3 months - Children	54	848	6.4%	7.7%	10.8%
% of FP17s for the same patient ID Re-attending within 3 months - Adults	0	(-14)	N/A	13.1%	15.7%
% of FP17s for the same patient ID Re-attending between 3 & 9 months - Children	506	848	59.7%	59.0%	59.7%
% of FP17s for the same patient ID Re-attending between 3 & 9 months - Adults	0	(-14)	N/A	53.8%	55.5%
% of FP17s for Band 1 Urgent Courses	30	841	3.6%	8.4%	9.0%
% of FP17s Relating to Free Repair or Replacements	0	841	0.0%	0.7%	0.7%
% of FP17s Relating to Continuations	0	841	0.0%	0.7%	0.7%
% of Patients satisfied with the dentistry they have received	2	2	N/A	92.6%	92.4%
% of Patients satisfied with the time they had to wait for an appointment	2	2	N/A	86.6%	87.1%

\* This is based on patients treated on this contract for their most recent course of treatment.  
 Figures in *italics* indicate the base number of FP17s or Patient Questionnaire responses are less than 100. N/A is shown where the base number of responses is less than 10 during the period. % is calculated as Quantity/Base number\*100

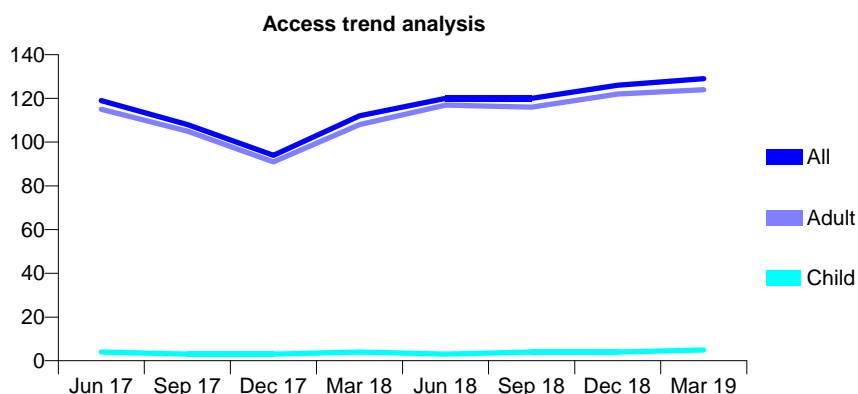
## 7A1 - Vital Signs At a Glance Contract Report for 238538/0002 - Year end March 2019

Name or company name	MISS JM HARRINGTON
Contract type name	PDS Contract
Purpose of contract	General
Contract start date	01/04/2006
Contract end date	31/03/2019

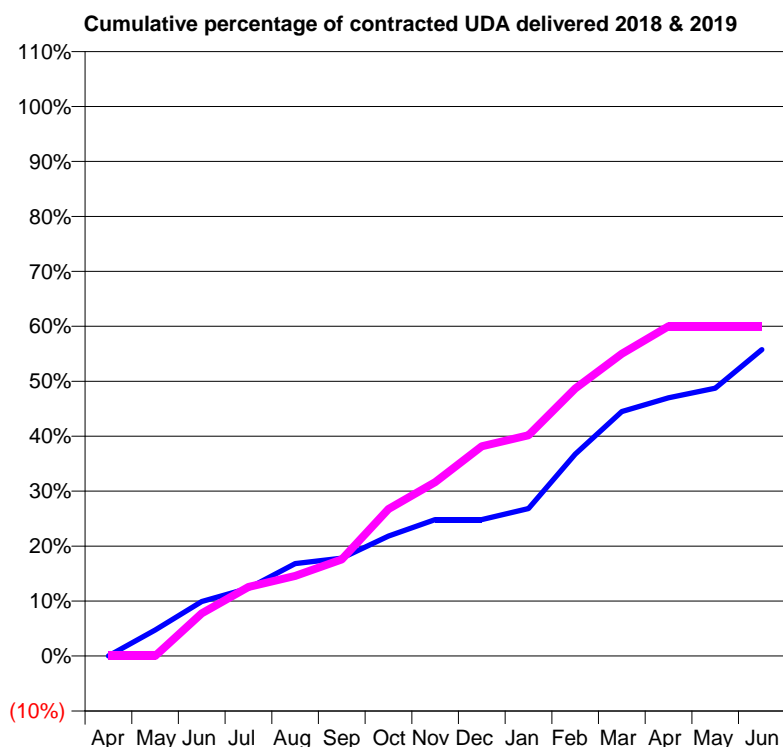
18/19 Contracted general activity (UDA)	240
Carry forward general activity (UDA)	0
18/19 Contracted orthodontic activity (UOA)	0
Carry forward orthodontic activity (UOA)	0
Baseline contract value	£9,412.01

### ACCESS\*

Patients seen in 24 months	Total	Change since previous quarter
Quarter ending March 2018	112	
Quarter ending June 2018	120	↑
Quarter ending September 2018	120	→
Quarter ending December 2018	126	↑
Quarter ending March 2019	129	↑
<b>Variance since March 2018</b>	<b>15.2%</b>	<b>↑</b>



### ACTIVITY



Adjusted Scheduled Activity (UDA)		
Month	2018	2019
April	0	0
May	11	0
June	24	19
July	30	30
August	40	35
September	43	42
October	52	64
November	60	76
December	60	92
January	64	96
February	88	117
March	107	132
April	113	144
May	117	144
June	134	144

### QUALITY

	Quantity	Base Number	Contract	LHB	Wales
% of FP17s for the same patient ID Re-attending within 3 months - Children	0	5	0.0%	7.7%	10.8%
% of FP17s for the same patient ID Re-attending within 3 months - Adults	6	117	5.1%	13.1%	15.7%
% of FP17s for the same patient ID Re-attending between 3 & 9 months - Children	0	5	0.0%	59.0%	59.7%
% of FP17s for the same patient ID Re-attending between 3 & 9 months - Adults	0	117	0.0%	53.8%	55.5%
% of FP17s for Band 1 Urgent Courses	76	106	71.7%	8.4%	9.0%
% of FP17s Relating to Free Repair or Replacements	0	106	0.0%	0.7%	0.7%
% of FP17s Relating to Continuations	0	106	0.0%	0.7%	0.7%
% of Patients satisfied with the dentistry they have received	1	1	N/A	92.6%	92.4%
% of Patients satisfied with the time they had to wait for an appointment	1	1	N/A	86.6%	87.1%

\* This is based on patients treated on this contract for their most recent course of treatment.

Figures in italics indicate the base number of FP17s or Patient Questionnaire responses are less than 100. N/A is shown where the base number of responses is less than 10 during the period. % is calculated as Quantity/Base number\*100

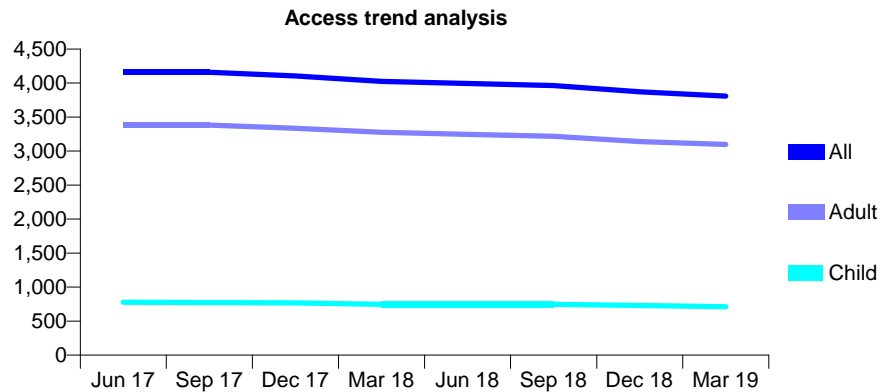
## 7A1 - Vital Signs At a Glance Contract Report for 250899/0001 - Year end March 2019

Name or company name	MR H MAERIVOET
Contract type name	GDS Contract
Purpose of contract	General
Contract start date	01/04/2006
Contract end date	

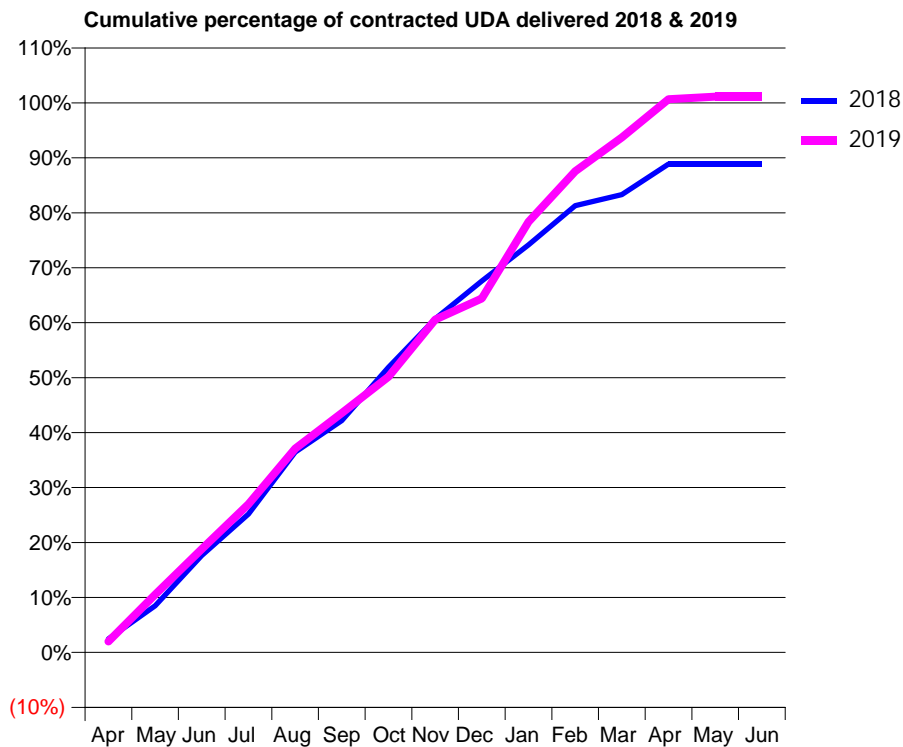
18/19 Contracted general activity (UDA)	9,200
Carry forward general activity (UDA)	0
18/19 Contracted orthodontic activity (UOA)	0
Carry forward orthodontic activity (UOA)	0
Baseline contract value	£226,225.95

### ACCESS\*

Patients seen in 24 months	Total	Change since previous quarter
Quarter ending March 2018	4,024	
Quarter ending June 2018	3,996	→
Quarter ending September 2018	3,963	→
Quarter ending December 2018	3,871	↓
Quarter ending March 2019	3,808	↓
<b>Variance since March 2018</b>	<b>(5.4%)</b>	<b>↓</b>



### ACTIVITY



Adjusted Scheduled Activity (UDA)		
Month	2018	2019
April	272	184
May	936	967
June	1,939	1,728
July	2,768	2,483
August	4,010	3,413
September	4,639	4,007
October	5,704	4,615
November	6,675	5,571
December	7,432	5,924
January	8,156	7,207
February	8,938	8,055
March	9,159	8,620
April	9,770	9,261
May	9,774	9,305
June	9,770	9,305

### QUALITY

	Quantity	Base Number	Contract	LHB	Wales
% of FP17s for the same patient ID Re-attending within 3 months - Children	32	1,087	2.9%	7.7%	10.8%
% of FP17s for the same patient ID Re-attending within 3 months - Adults	453	4,045	11.2%	13.1%	15.7%
% of FP17s for the same patient ID Re-attending between 3 & 9 months - Children	589	1,087	54.2%	59.0%	59.7%
% of FP17s for the same patient ID Re-attending between 3 & 9 months - Adults	1,819	4,045	45.0%	53.8%	55.5%
% of FP17s for Band 1 Urgent Courses	543	5,058	10.7%	8.4%	9.0%
% of FP17s Relating to Free Repair or Replacements	7	5,058	0.1%	0.7%	0.7%
% of FP17s Relating to Continuations	18	5,058	0.4%	0.7%	0.7%
% of Patients satisfied with the dentistry they have received	8	8	N/A	92.6%	92.4%
% of Patients satisfied with the time they had to wait for an appointment	8	8	N/A	86.6%	87.1%

\* This is based on patients treated on this contract for their most recent course of treatment.

Figures in italics indicate the base number of FP17s or Patient Questionnaire responses are less than 100. N/A is shown where the base number of responses is less than 10 during the period. % is calculated as Quantity/Base number\*100



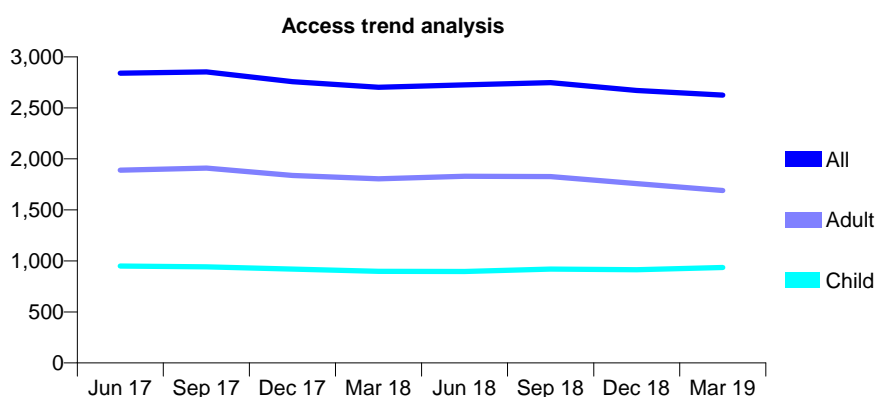
## 7A1 - Vital Signs At a Glance Contract Report for 278831/0001 - Year end March 2019

Name or company name	MR R DAVIES
Contract type name	Pilot Contract
Purpose of contract	General
Contract start date	01/09/2012
Contract end date	

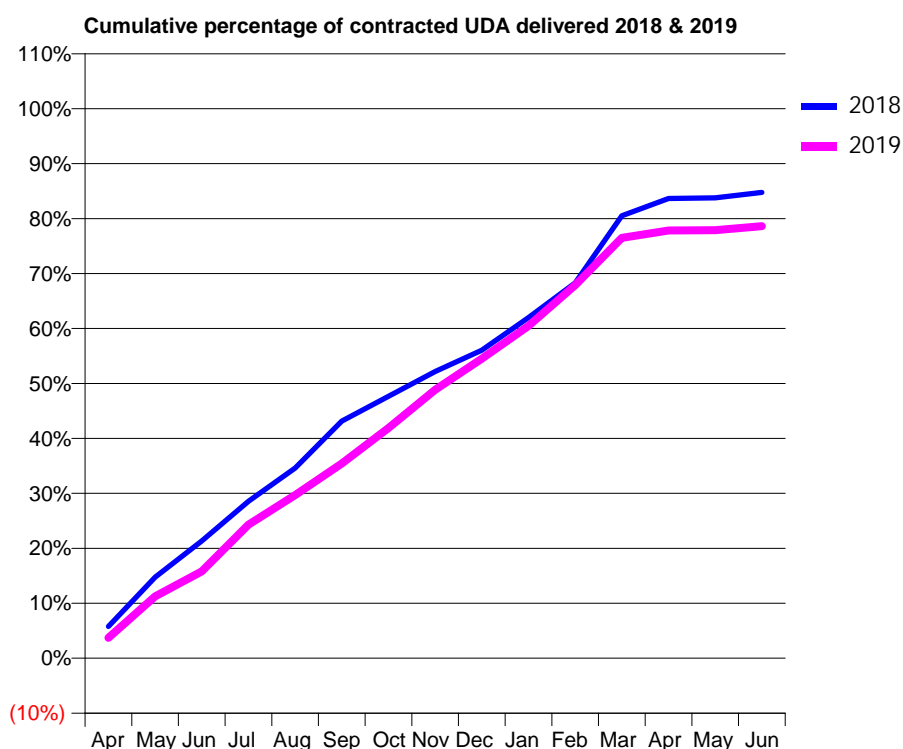
18/19 Contracted general activity (UDA)	9,782
Carry forward general activity (UDA)	0
18/19 Contracted orthodontic activity (UOA)	0
Carry forward orthodontic activity (UOA)	0
Baseline contract value	£249,232.82

### ACCESS\*

Patients seen in 24 months	Total	Change since previous quarter
Quarter ending March 2018	2,702	
Quarter ending June 2018	2,726	→
Quarter ending September 2018	2,747	→
Quarter ending December 2018	2,671	↓
Quarter ending March 2019	2,626	↓
<b>Variance since March 2018</b>	<b>(2.8%)</b>	<b>↓</b>



### ACTIVITY



Adjusted Scheduled Activity (UDA)		
Month	2018	2019
April	450	364
May	1,147	1,101
June	1,661	1,547
July	2,222	2,377
August	2,694	2,903
September	3,356	3,467
October	3,708	4,099
November	4,061	4,780
December	4,362	5,334
January	4,824	5,916
February	5,314	6,643
March	6,265	7,481
April	6,511	7,615
May	6,521	7,618
June	6,596	7,690

### QUALITY

	Quantity	Base Number	Contract	LHB	Wales
% of FP17s for the same patient ID Re-attending within 3 months - Children	85	1,538	5.5%	7.7%	10.8%
% of FP17s for the same patient ID Re-attending within 3 months - Adults	347	2,689	12.9%	13.1%	15.7%
% of FP17s for the same patient ID Re-attending between 3 & 9 months - Children	861	1,538	56.0%	59.0%	59.7%
% of FP17s for the same patient ID Re-attending between 3 & 9 months - Adults	1,494	2,689	55.6%	53.8%	55.5%
% of FP17s for Band 1 Urgent Courses	301	4,123	7.3%	8.4%	9.0%
% of FP17s Relating to Free Repair or Replacements	7	4,123	0.2%	0.7%	0.7%
% of FP17s Relating to Continuations	77	4,123	1.9%	0.7%	0.7%
% of Patients satisfied with the dentistry they have received	8	8	N/A	92.6%	92.4%
% of Patients satisfied with the time they had to wait for an appointment	7	8	N/A	86.6%	87.1%

\* This is based on patients treated on this contract for their most recent course of treatment.

Figures in italics indicate the base number of FP17s or Patient Questionnaire responses are less than 100. N/A is shown where the base number of responses is less than 10 during the period. % is calculated as Quantity/Base number\*100

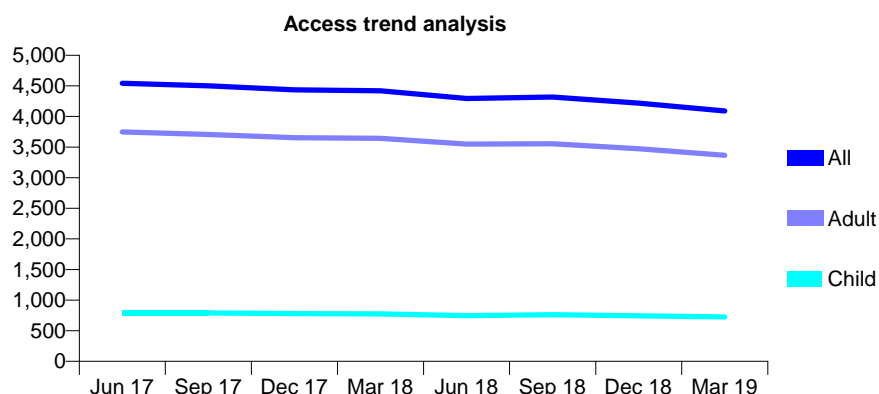
## 7A1 - Vital Signs At a Glance Contract Report for 299901/0002 - Year end March 2019

Name or company name	MR J SREERAM
Contract type name	Pilot Contract
Purpose of contract	General
Contract start date	01/04/2015
Contract end date	

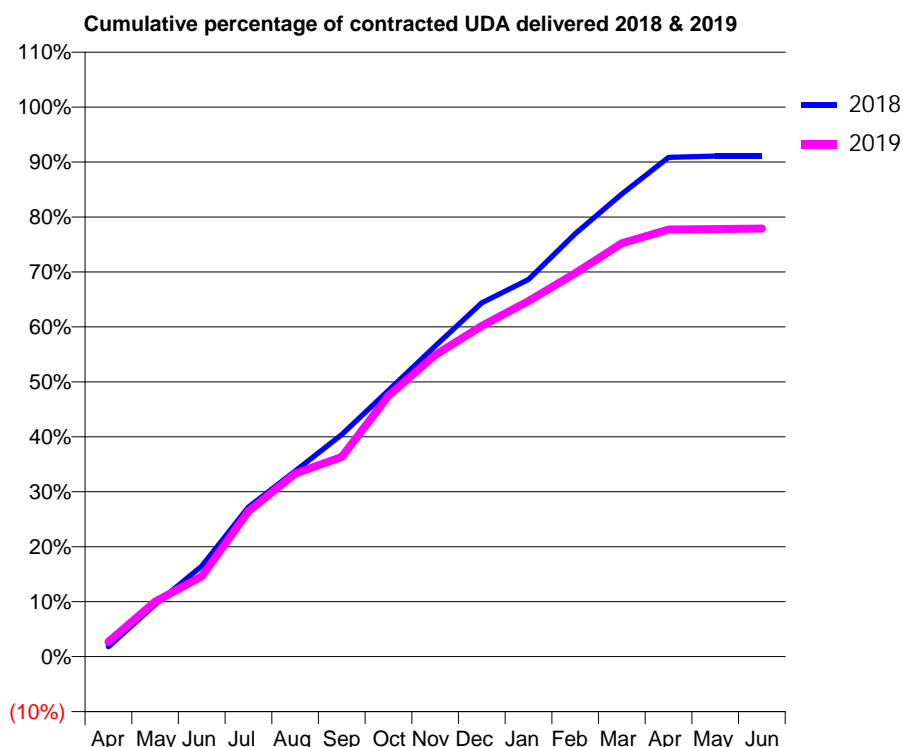
18/19 Contracted general activity (UDA)	14,976
Carry forward general activity (UDA)	0
18/19 Contracted orthodontic activity (UOA)	0
Carry forward orthodontic activity (UOA)	0
Baseline contract value	£368,994.45

### ACCESS\*

Patients seen in 24 months	Total	Change since previous quarter
Quarter ending March 2018	4,419	
Quarter ending June 2018	4,296	↓
Quarter ending September 2018	4,316	→
Quarter ending December 2018	4,218	↓
Quarter ending March 2019	4,091	↓
<b>Variance since March 2018</b>	<b>(7.4%)</b>	<b>↓</b>



### ACTIVITY



Adjusted Scheduled Activity (UDA)		
Month	2018	2019
April	269	430
May	1,418	1,596
June	2,466	2,327
July	4,074	4,220
August	5,056	5,309
September	6,053	5,794
October	7,257	7,569
November	8,463	8,750
December	9,641	9,592
January	10,280	10,316
February	11,525	11,120
March	12,607	11,991
April	13,605	12,391
May	13,642	12,406
June	13,643	12,418

### QUALITY

	Quantity	Base Number	Contract	LHB	Wales
% of FP17s for the same patient ID Re-attending within 3 months - Children	24	960	2.5%	7.7%	10.8%
% of FP17s for the same patient ID Re-attending within 3 months - Adults	318	5,067	6.3%	13.1%	15.7%
% of FP17s for the same patient ID Re-attending between 3 & 9 months - Children	593	960	61.8%	59.0%	59.7%
% of FP17s for the same patient ID Re-attending between 3 & 9 months - Adults	3,523	5,067	69.5%	53.8%	55.5%
% of FP17s for Band 1 Urgent Courses	225	5,899	3.8%	8.4%	9.0%
% of FP17s Relating to Free Repair or Replacements	28	5,899	0.5%	0.7%	0.7%
% of FP17s Relating to Continuations	25	5,899	0.4%	0.7%	0.7%
% of Patients satisfied with the dentistry they have received	4	4	N/A	92.6%	92.4%
% of Patients satisfied with the time they had to wait for an appointment	4	4	N/A	86.6%	87.1%

\* This is based on patients treated on this contract for their most recent course of treatment.  
 Figures in *italics* indicate the base number of FP17s or Patient Questionnaire responses are less than 100. N/A is shown where the base number of responses is less than 10 during the period. % is calculated as Quantity/Base number\*100

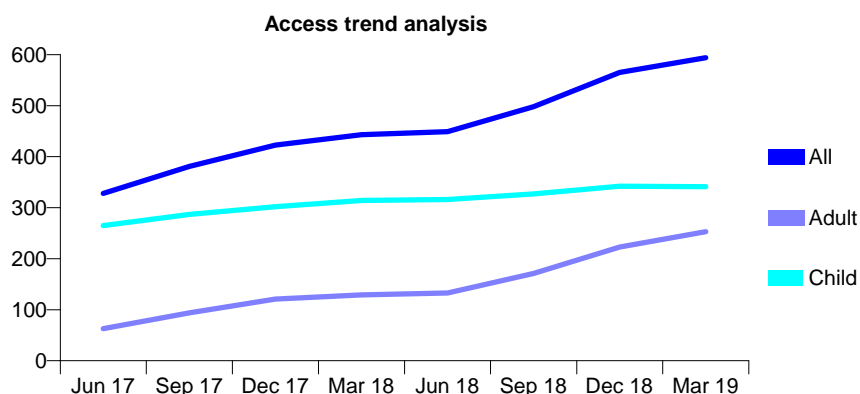
## 7A1 - Vital Signs At a Glance Contract Report for 304395/0002 - Year end March 2019

Name or company name	Dr T Aldescu
Contract type name	GDS Contract
Purpose of contract	General
Contract start date	03/07/2014
Contract end date	

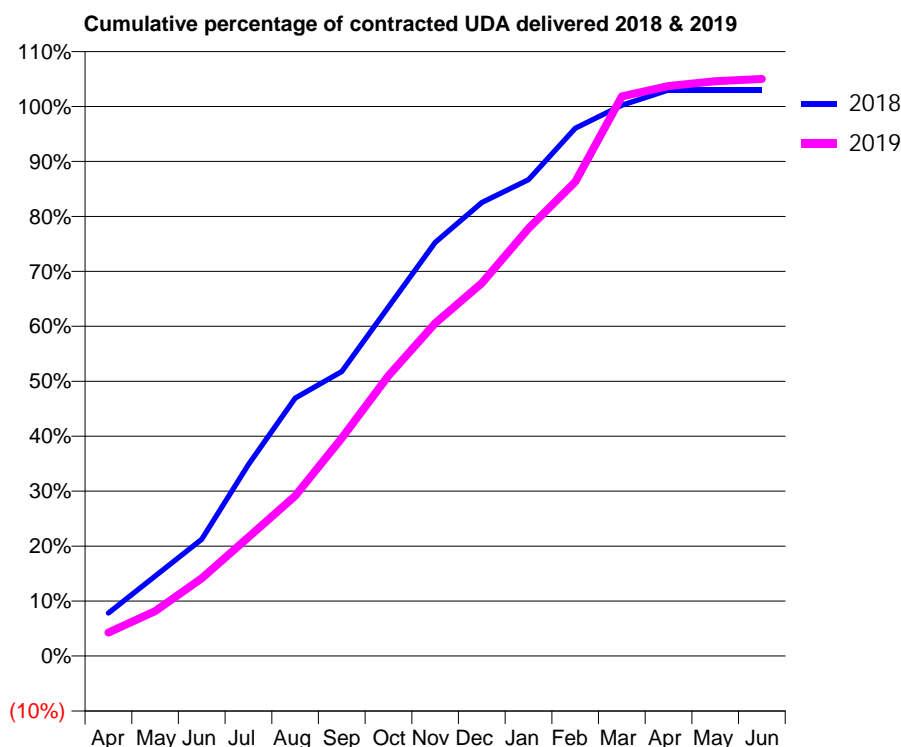
18/19 Contracted general activity (UDA)	1,600
Carry forward general activity (UDA)	-36
18/19 Contracted orthodontic activity (UOA)	0
Carry forward orthodontic activity (UOA)	0
Baseline contract value	£40,320.52

### ACCESS\*

Patients seen in 24 months	Total	Change since previous quarter
Quarter ending March 2018	443	
Quarter ending June 2018	449	→
Quarter ending September 2018	498	↑
Quarter ending December 2018	565	↑
Quarter ending March 2019	594	↑
<b>Variance since March 2018</b>	<b>34.1%</b>	<b>↑</b>



### ACTIVITY



Adjusted Scheduled Activity (UDA)		
Month	2018	2019
April	94	68
May	175	131
June	255	226
July	418	346
August	563	466
September	621	635
October	763	816
November	903	969
December	990	1,086
January	1,040	1,245
February	1,152	1,380
March	1,203	1,629
April	1,236	1,660
May	1,236	1,674
June	1,236	1,680

### QUALITY

	Quantity	Base Number	Contract	LHB	Wales
% of FP17s for the same patient ID Re-attending within 3 months - Children	34	517	6.6%	7.7%	10.8%
% of FP17s for the same patient ID Re-attending within 3 months - Adults	29	259	11.2%	13.1%	15.7%
% of FP17s for the same patient ID Re-attending between 3 & 9 months - Children	320	517	61.9%	59.0%	59.7%
% of FP17s for the same patient ID Re-attending between 3 & 9 months - Adults	68	259	26.3%	53.8%	55.5%
% of FP17s for Band 1 Urgent Courses	54	784	6.9%	8.4%	9.0%
% of FP17s Relating to Free Repair or Replacements	1	784	0.1%	0.7%	0.7%
% of FP17s Relating to Continuations	14	784	1.8%	0.7%	0.7%
% of Patients satisfied with the dentistry they have received	0	0	N/A	92.6%	92.4%
% of Patients satisfied with the time they had to wait for an appointment	0	0	N/A	86.6%	87.1%

\* This is based on patients treated on this contract for their most recent course of treatment.

Figures in italics indicate the base number of FP17s or Patient Questionnaire responses are less than 100. N/A is shown where the base number of responses is less than 10 during the period. % is calculated as Quantity/Base number\*100

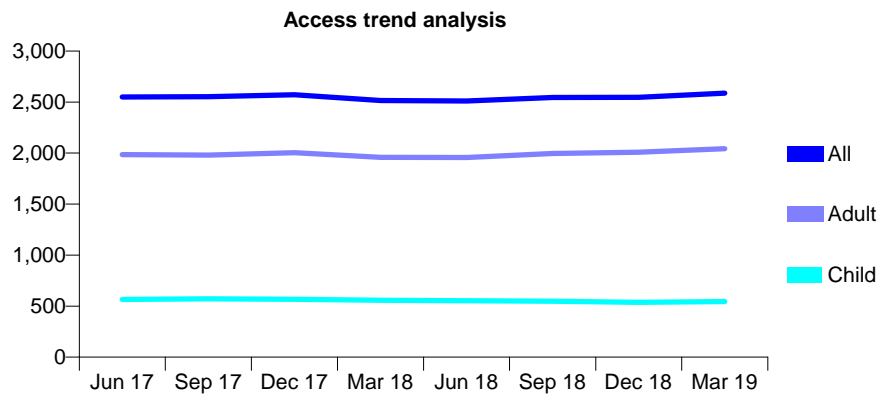
## 7A1 - Vital Signs At a Glance Contract Report for 331325/0001 - Year end March 2019

Name or company name	MR LC WILLIAMS
Contract type name	GDS Contract
Purpose of contract	General
Contract start date	01/04/2006
Contract end date	

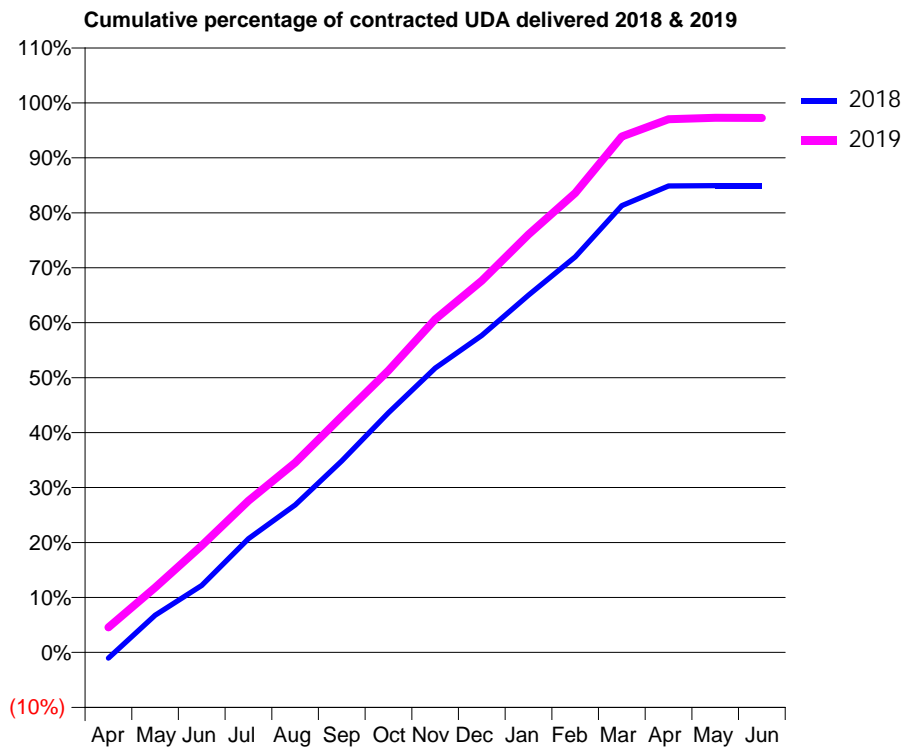
18/19 Contracted general activity (UDA)	8,600
Carry forward general activity (UDA)	0
18/19 Contracted orthodontic activity (UOA)	0
Carry forward orthodontic activity (UOA)	0
Baseline contract value	£222,351.04

### ACCESS\*

Patients seen in 24 months	Total	Change since previous quarter
Quarter ending March 2018	2,516	
Quarter ending June 2018	2,510	→
Quarter ending September 2018	2,545	→
Quarter ending December 2018	2,547	→
Quarter ending March 2019	2,588	→
<b>Variance since March 2018</b>	<b>2.9%</b>	<b>↑</b>



### ACTIVITY



Adjusted Scheduled Activity (UDA)		
Month	2018	2019
April	-90	391
May	576	1,015
June	1,036	1,673
July	1,758	2,373
August	2,282	2,968
September	2,964	3,694
October	3,708	4,412
November	4,396	5,213
December	4,901	5,817
January	5,526	6,541
February	6,119	7,188
March	6,910	8,074
April	7,213	8,346
May	7,220	8,366
June	7,220	8,364

### QUALITY

	Quantity	Base Number	Contract	LHB	Wales
% of FP17s for the same patient ID Re-attending within 3 months - Children	72	901	8.0%	7.7%	10.8%
% of FP17s for the same patient ID Re-attending within 3 months - Adults	407	3,108	13.1%	13.1%	15.7%
% of FP17s for the same patient ID Re-attending between 3 & 9 months - Children	544	901	60.4%	59.0%	59.7%
% of FP17s for the same patient ID Re-attending between 3 & 9 months - Adults	1,668	3,108	53.7%	53.8%	55.5%
% of FP17s for Band 1 Urgent Courses	196	3,975	4.9%	8.4%	9.0%
% of FP17s Relating to Free Repair or Replacements	25	3,975	0.6%	0.7%	0.7%
% of FP17s Relating to Continuations	11	3,975	0.3%	0.7%	0.7%
% of Patients satisfied with the dentistry they have received	4	5	N/A	92.6%	92.4%
% of Patients satisfied with the time they had to wait for an appointment	5	5	N/A	86.6%	87.1%

\* This is based on patients treated on this contract for their most recent course of treatment. Figures in italics indicate the base number of FP17s or Patient Questionnaire responses are less than 100. N/A is shown where the base number of responses is less than 10 during the period. % is calculated as Quantity/Base number\*100

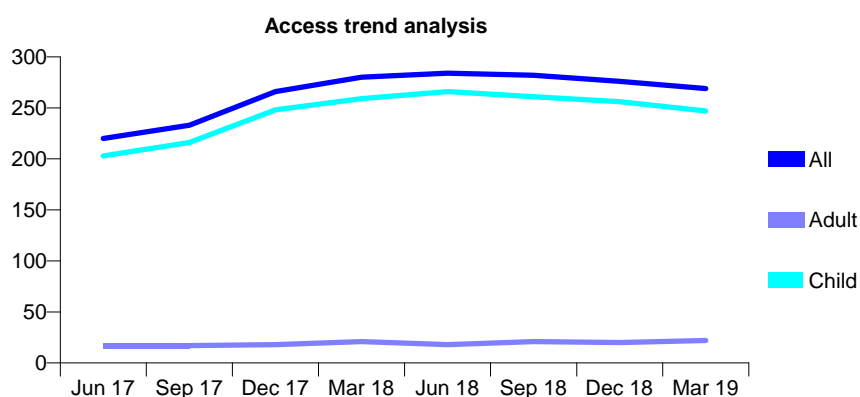
## 7A1 - Vital Signs At a Glance Contract Report for 332658/0001 - Year end March 2019

Name or company name	MR JO JOHNSON
Contract type name	GDS Contract
Purpose of contract	General
Contract start date	01/04/2006
Contract end date	

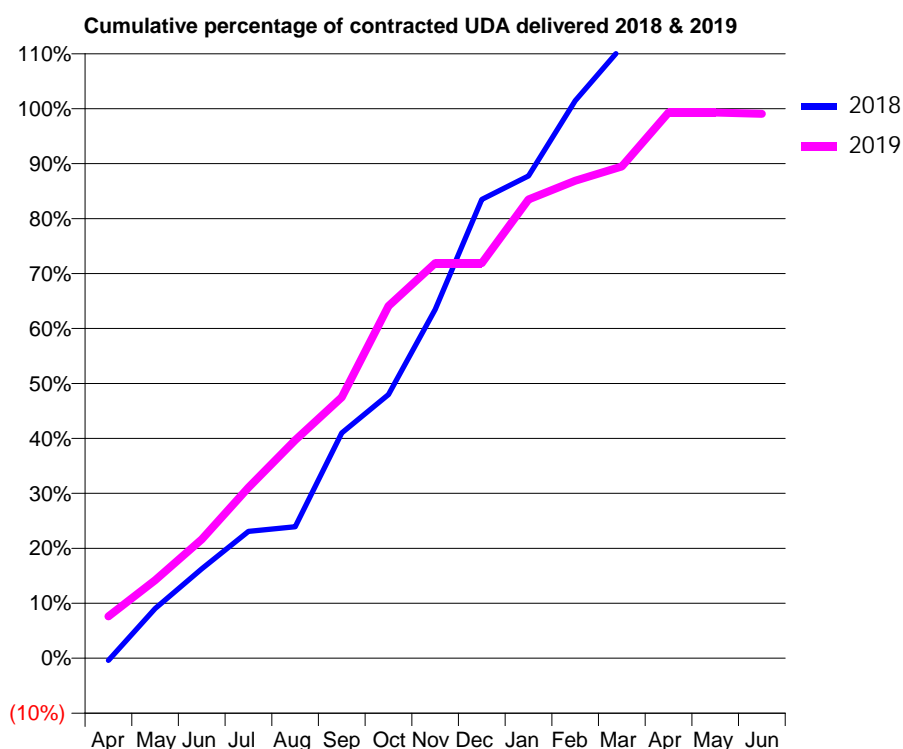
18/19 Contracted general activity (UDA)	500
Carry forward general activity (UDA)	-25
18/19 Contracted orthodontic activity (UOA)	0
Carry forward orthodontic activity (UOA)	0
Baseline contract value	£12,092.96

### ACCESS\*

Patients seen in 24 months	Total	Change since previous quarter
Quarter ending March 2018	280	
Quarter ending June 2018	284	→
Quarter ending September 2018	282	→
Quarter ending December 2018	276	↓
Quarter ending March 2019	269	↓
<b>Variance since March 2018</b>	<b>(3.9%)</b>	<b>↓</b>



### ACTIVITY



Adjusted Scheduled Activity (UDA)		
Month	2018	2019
April	-2	38
May	45	71
June	81	108
July	115	155
August	120	198
September	205	237
October	240	320
November	317	359
December	417	359
January	439	417
February	507	434
March	556	447
April	567	496
May	597	496
June	597	495

### QUALITY

	Quantity	Base Number	Contract	LHB	Wales
% of FP17s for the same patient ID Re-attending within 3 months - Children	19	373	5.1%	7.7%	10.8%
% of FP17s for the same patient ID Re-attending within 3 months - Adults	0	0	N/A	13.1%	15.7%
% of FP17s for the same patient ID Re-attending between 3 & 9 months - Children	276	373	74.0%	59.0%	59.7%
% of FP17s for the same patient ID Re-attending between 3 & 9 months - Adults	0	0	N/A	53.8%	55.5%
% of FP17s for Band 1 Urgent Courses	6	402	1.5%	8.4%	9.0%
% of FP17s Relating to Free Repair or Replacements	0	402	0.0%	0.7%	0.7%
% of FP17s Relating to Continuations	0	402	0.0%	0.7%	0.7%
% of Patients satisfied with the dentistry they have received	0	0	N/A	92.6%	92.4%
% of Patients satisfied with the time they had to wait for an appointment	0	0	N/A	86.6%	87.1%

\* This is based on patients treated on this contract for their most recent course of treatment. Figures in italics indicate the base number of FP17s or Patient Questionnaire responses are less than 100. N/A is shown where the base number of responses is less than 10 during the period. % is calculated as Quantity/Base number\*100

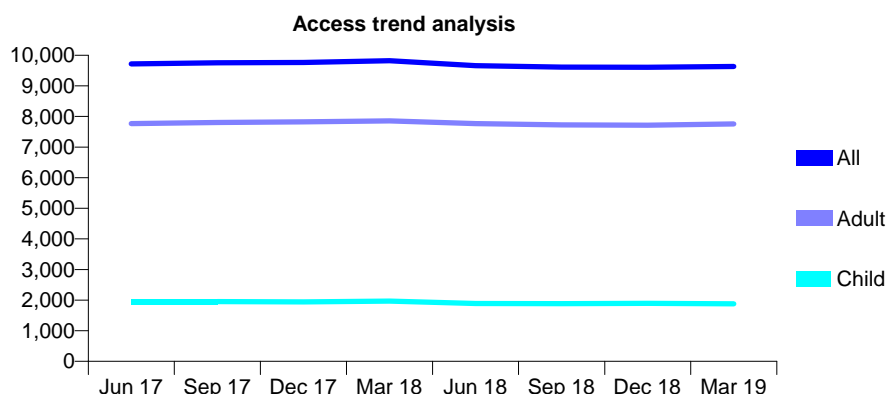
## 7A1 - Vital Signs At a Glance Contract Report for 569259/0001 - Year end March 2019

Name or company name	MR RT HANDLEY
Contract type name	GDS Contract
Purpose of contract	General
Contract start date	01/04/2006
Contract end date	

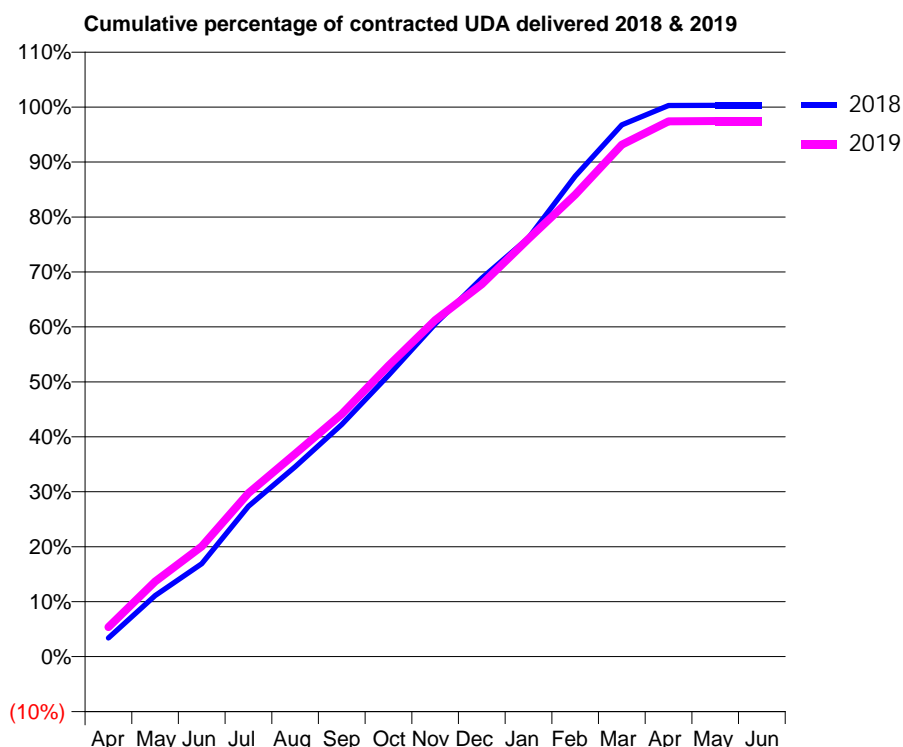
18/19 Contracted general activity (UDA)	31,357
Carry forward general activity (UDA)	-93
18/19 Contracted orthodontic activity (UOA)	0
Carry forward orthodontic activity (UOA)	0
Baseline contract value	£820,639.17

### ACCESS\*

Patients seen in 24 months	Total	Change since previous quarter
Quarter ending March 2018	9,824	
Quarter ending June 2018	9,656	↓
Quarter ending September 2018	9,613	→
Quarter ending December 2018	9,610	→
Quarter ending March 2019	9,637	→
<b>Variance since March 2018</b>	<b>(1.9%)</b>	<b>↓</b>



### ACTIVITY



Adjusted Scheduled Activity (UDA)		
Month	2018	2019
April	1,071	1,689
May	3,484	4,290
June	5,296	6,293
July	8,580	9,335
August	10,831	11,574
September	13,243	13,837
October	16,051	16,600
November	18,979	19,205
December	21,591	21,252
January	23,900	23,839
February	27,422	26,355
March	30,343	29,208
April	31,449	30,537
May	31,451	30,564
June	31,450	30,565

### QUALITY

	Quantity	Base Number	Contract	LHB	Wales
% of FP17s for the same patient ID Re-attending within 3 months - Children	140	2,511	5.6%	7.7%	10.8%
% of FP17s for the same patient ID Re-attending within 3 months - Adults	1,270	10,542	12.0%	13.1%	15.7%
% of FP17s for the same patient ID Re-attending between 3 & 9 months - Children	1,253	2,511	49.9%	59.0%	59.7%
% of FP17s for the same patient ID Re-attending between 3 & 9 months - Adults	5,402	10,542	51.2%	53.8%	55.5%
% of FP17s for Band 1 Urgent Courses	849	13,105	6.5%	8.4%	9.0%
% of FP17s Relating to Free Repair or Replacements	130	13,105	1.0%	0.7%	0.7%
% of FP17s Relating to Continuations	67	13,105	0.5%	0.7%	0.7%
% of Patients satisfied with the dentistry they have received	21	22	95.5%	92.6%	92.4%
% of Patients satisfied with the time they had to wait for an appointment	18	22	81.8%	86.6%	87.1%

\* This is based on patients treated on this contract for their most recent course of treatment.

Figures in *italics* indicate the base number of FP17s or Patient Questionnaire responses are less than 100. N/A is shown where the base number of responses is less than 10 during the period. % is calculated as Quantity/Base number\*100

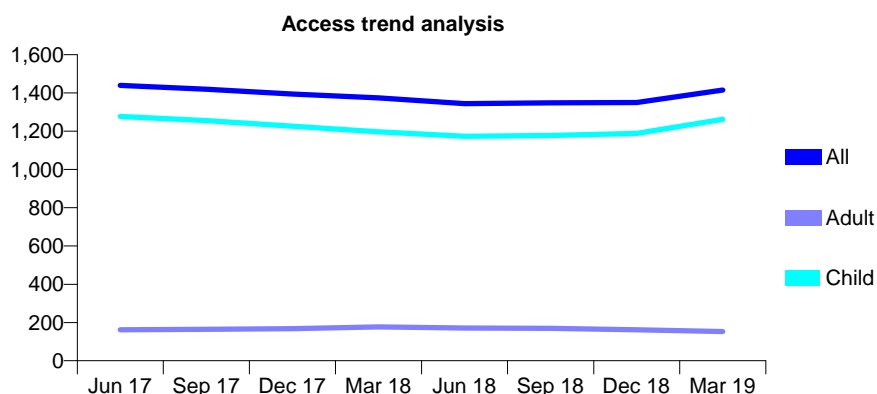
## 7A1 - Vital Signs At a Glance Contract Report for 571466/0001 - Year end March 2019

Name or company name	MR SC EDWARDS
Contract type name	PDS Contract
Purpose of contract	General
Contract start date	01/04/2006
Contract end date	31/03/2019

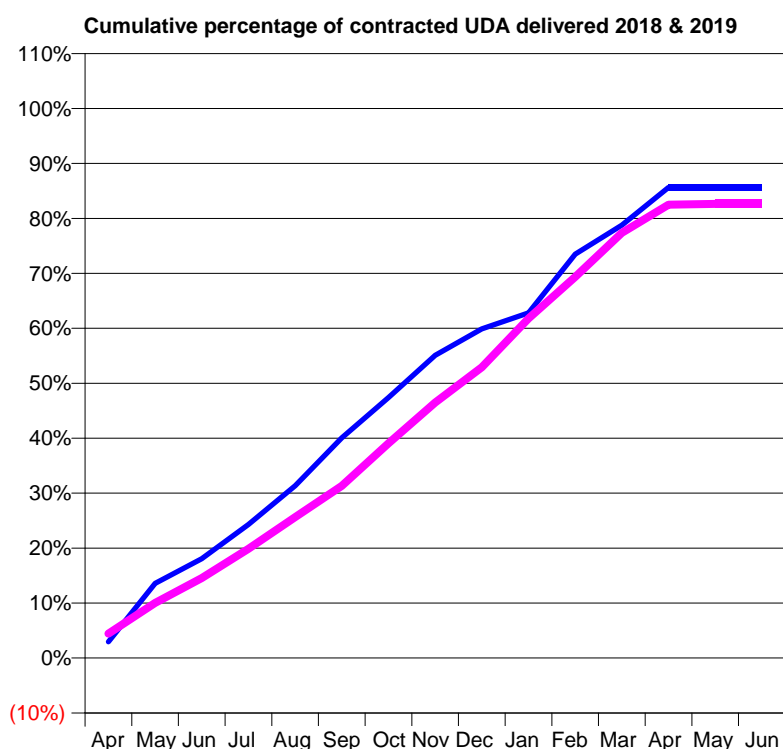
18/19 Contracted general activity (UDA)	2,746
Carry forward general activity (UDA)	0
18/19 Contracted orthodontic activity (UOA)	0
Carry forward orthodontic activity (UOA)	0
Baseline contract value	£70,974.91

### ACCESS\*

Patients seen in 24 months	Total	Change since previous quarter
Quarter ending March 2018	1,374	
Quarter ending June 2018	1,344	↓
Quarter ending September 2018	1,348	→
Quarter ending December 2018	1,350	→
Quarter ending March 2019	1,415	↑
<b>Variance since March 2018</b>	<b>3.0%</b>	<b>↑</b>



### ACTIVITY



Adjusted Scheduled Activity (UDA)		
Month	2018	2019
April	81	122
May	373	276
June	496	400
July	667	546
August	862	704
September	1,100	860
October	1,302	1,073
November	1,513	1,277
December	1,644	1,452
January	1,725	1,697
February	2,018	1,904
March	2,163	2,125
April	2,351	2,265
May	2,351	2,269
June	2,351	2,269

### QUALITY

	Quantity	Base Number	Contract	LHB	Wales
% of FP17s for the same patient ID Re-attending within 3 months - Children	86	1,616	5.3%	7.7%	10.8%
% of FP17s for the same patient ID Re-attending within 3 months - Adults	5	49	10.2%	13.1%	15.7%
% of FP17s for the same patient ID Re-attending between 3 & 9 months - Children	769	1,616	47.6%	59.0%	59.7%
% of FP17s for the same patient ID Re-attending between 3 & 9 months - Adults	21	49	42.9%	53.8%	55.5%
% of FP17s for Band 1 Urgent Courses	10	1,646	0.6%	8.4%	9.0%
% of FP17s Relating to Free Repair or Replacements	0	1,646	0.0%	0.7%	0.7%
% of FP17s Relating to Continuations	22	1,646	1.3%	0.7%	0.7%
% of Patients satisfied with the dentistry they have received	2	2	N/A	92.6%	92.4%
% of Patients satisfied with the time they had to wait for an appointment	2	2	N/A	86.6%	87.1%

\* This is based on patients treated on this contract for their most recent course of treatment.

Figures in italics indicate the base number of FP17s or Patient Questionnaire responses are less than 100. N/A is shown where the base number of responses is less than 10 during the period. % is calculated as Quantity/Base number\*100



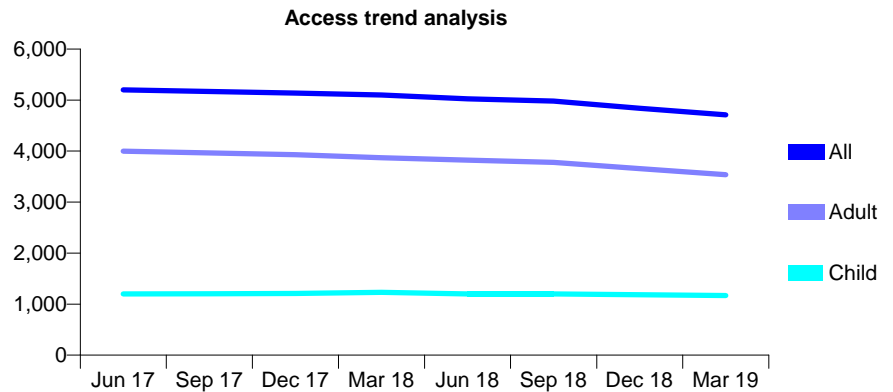
## 7A1 - Vital Signs At a Glance Contract Report for 602531/0001 - Year end March 2019

Name or company name	Deintyddda Glandwr Cyf Limited
Contract type name	Pilot Contract
Purpose of contract	General
Contract start date	06/05/2015
Contract end date	

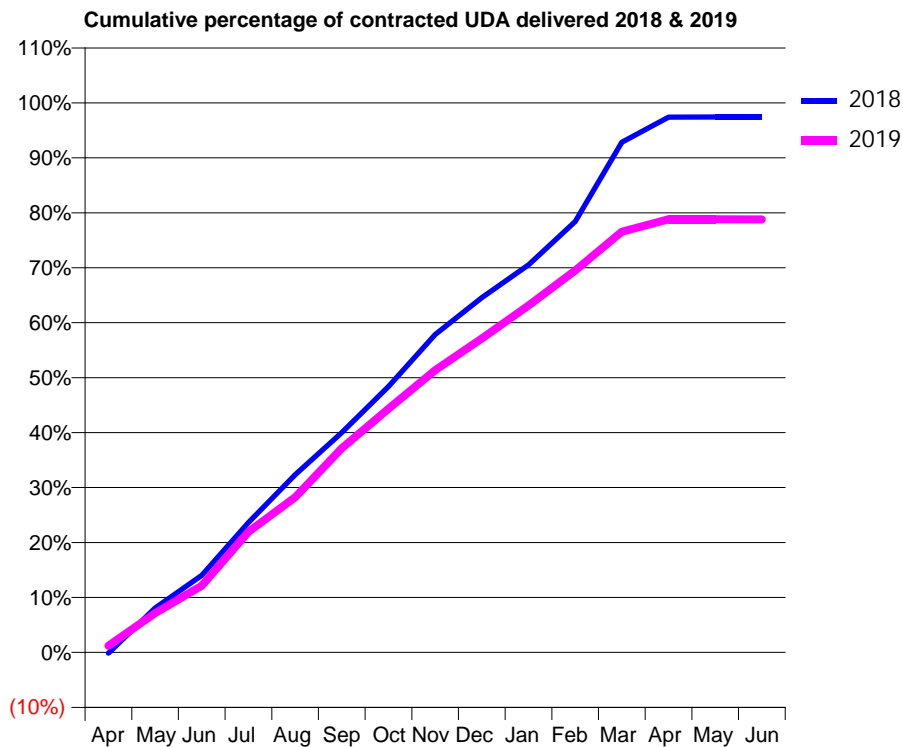
18/19 Contracted general activity (UDA)	15,134
Carry forward general activity (UDA)	433
18/19 Contracted orthodontic activity (UOA)	0
Carry forward orthodontic activity (UOA)	0
Baseline contract value	£373,253.76

### ACCESS\*

Patients seen in 24 months	Total	Change since previous quarter
Quarter ending March 2018	5,100	
Quarter ending June 2018	5,023	↓
Quarter ending September 2018	4,980	→
Quarter ending December 2018	4,840	↓
Quarter ending March 2019	4,709	↓
<b>Variance since March 2018</b>	<b>(7.7%)</b>	<b>↓</b>



### ACTIVITY



Adjusted Scheduled Activity (UDA)		
Month	2018	2019
April	-27	182
May	1,355	1,083
June	2,348	1,833
July	3,962	3,322
August	5,417	4,274
September	6,705	5,621
October	8,108	6,710
November	9,696	7,774
December	10,816	8,642
January	11,819	9,553
February	13,143	10,520
March	15,558	11,586
April	16,320	11,931
May	16,326	11,925
June	16,325	11,923

### QUALITY

	Quantity	Base Number	Contract	LHB	Wales
% of FP17s for the same patient ID Re-attending within 3 months - Children	126	1,782	7.1%	7.7%	10.8%
% of FP17s for the same patient ID Re-attending within 3 months - Adults	591	4,694	12.6%	13.1%	15.7%
% of FP17s for the same patient ID Re-attending between 3 & 9 months - Children	1,183	1,782	66.4%	59.0%	59.7%
% of FP17s for the same patient ID Re-attending between 3 & 9 months - Adults	2,842	4,694	60.5%	53.8%	55.5%
% of FP17s for Band 1 Urgent Courses	523	6,309	8.3%	8.4%	9.0%
% of FP17s Relating to Free Repair or Replacements	81	6,309	1.3%	0.7%	0.7%
% of FP17s Relating to Continuations	2	6,309	0.0%	0.7%	0.7%
% of Patients satisfied with the dentistry they have received	4	4	N/A	92.6%	92.4%
% of Patients satisfied with the time they had to wait for an appointment	4	4	N/A	86.6%	87.1%

\* This is based on patients treated on this contract for their most recent course of treatment. Figures in italics indicate the base number of FP17s or Patient Questionnaire responses are less than 100. N/A is shown where the base number of responses is less than 10 during the period. % is calculated as Quantity/Base number\*100

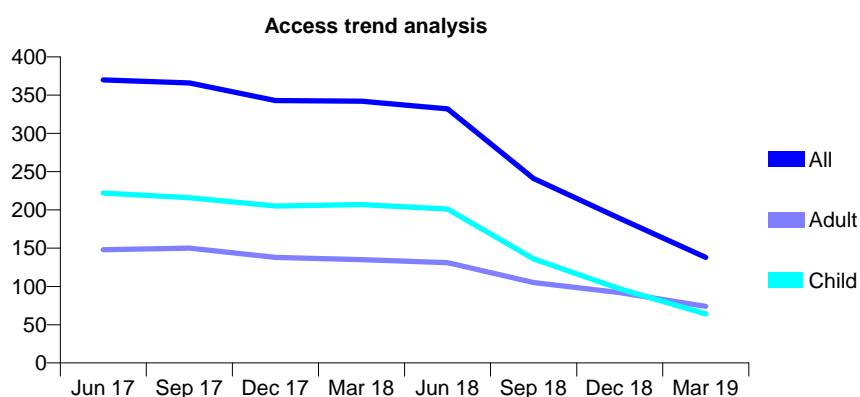
## 7A1 - Vital Signs At a Glance Contract Report for 635030/0001 - Year end March 2019

Name or company name	MR BV OWEN
Contract type name	GDS Contract
Purpose of contract	General
Contract start date	01/04/2006
Contract end date	13/05/2018

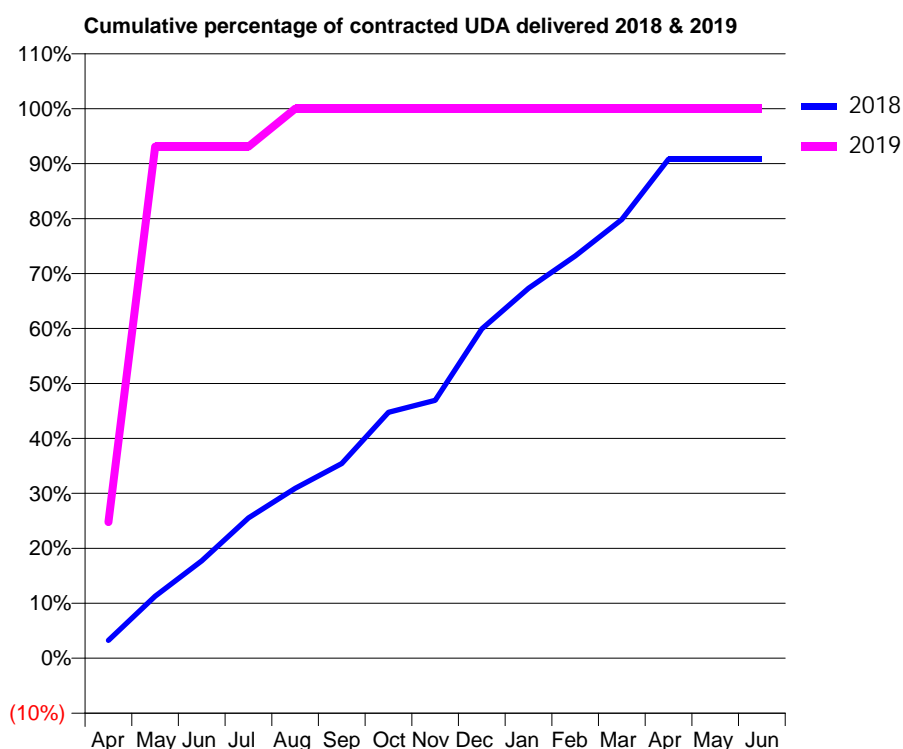
18/19 Contracted general activity (UDA)	101
Carry forward general activity (UDA)	0
18/19 Contracted orthodontic activity (UOA)	0
Carry forward orthodontic activity (UOA)	0
Baseline contract value	£2,610.26

### ACCESS\*

Patients seen in 24 months	Total	Change since previous quarter
Quarter ending March 2018	342	
Quarter ending June 2018	332	↓
Quarter ending September 2018	241	↓
Quarter ending December 2018	189	↓
Quarter ending March 2019	138	↓
<b>Variance since March 2018</b>	<b>(59.6%)</b>	<b>↓</b>



### ACTIVITY



Adjusted Scheduled Activity (UDA)		
Month	2018	2019
April	31	25
May	107	94
June	168	94
July	242	94
August	293	101
September	336	101
October	424	101
November	445	101
December	568	101
January	638	101
February	694	101
March	757	101
April	861	101
May	861	101
June	861	101

### QUALITY

	Quantity	Base Number	Contract	LHB	Wales
% of FP17s for the same patient ID Re-attending within 3 months - Children	9	69	13.0%	7.7%	10.8%
% of FP17s for the same patient ID Re-attending within 3 months - Adults	3	32	9.4%	13.1%	15.7%
% of FP17s for the same patient ID Re-attending between 3 & 9 months - Children	41	69	59.4%	59.0%	59.7%
% of FP17s for the same patient ID Re-attending between 3 & 9 months - Adults	16	32	50.0%	53.8%	55.5%
% of FP17s for Band 1 Urgent Courses	0	69	0.0%	8.4%	9.0%
% of FP17s Relating to Free Repair or Replacements	0	69	0.0%	0.7%	0.7%
% of FP17s Relating to Continuations	1	69	1.4%	0.7%	0.7%
% of Patients satisfied with the dentistry they have received	0	0	N/A	92.6%	92.4%
% of Patients satisfied with the time they had to wait for an appointment	0	0	N/A	86.6%	87.1%

\* This is based on patients treated on this contract for their most recent course of treatment. Figures in italics indicate the base number of FP17s or Patient Questionnaire responses are less than 100. N/A is shown where the base number of responses is less than 10 during the period. % is calculated as Quantity/Base number\*100

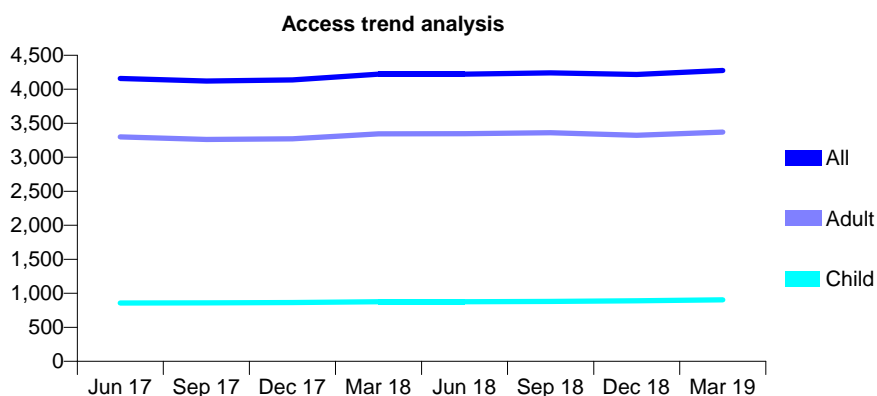
## 7A1 - Vital Signs At a Glance Contract Report for 639095/0001 - Year end March 2019

Name or company name	MR MA HORTON
Contract type name	GDS Contract
Purpose of contract	General
Contract start date	01/04/2006
Contract end date	

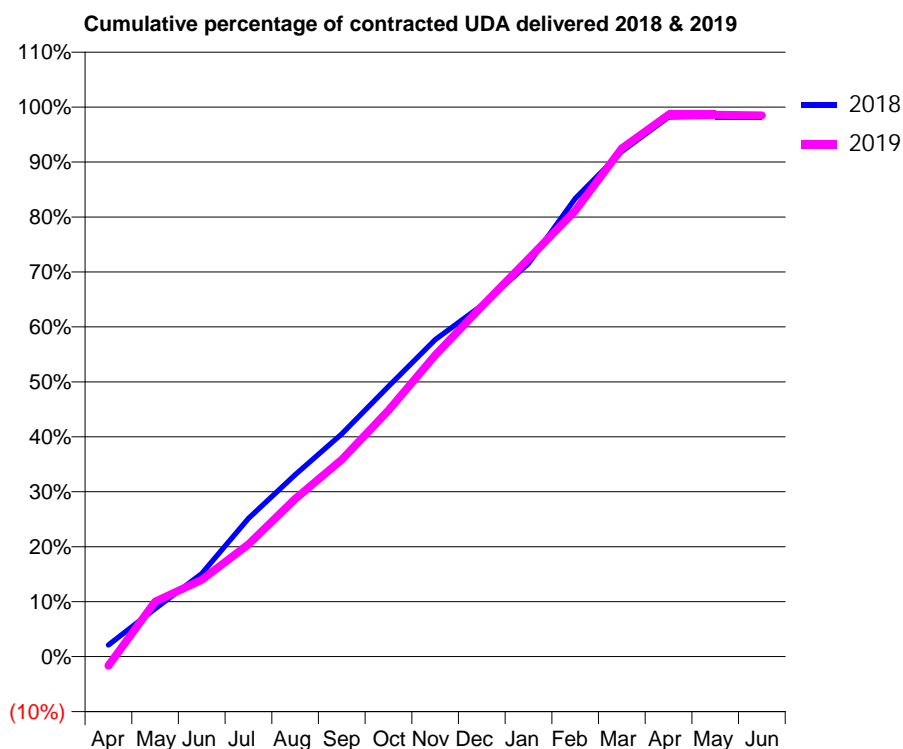
18/19 Contracted general activity (UDA)	14,832
Carry forward general activity (UDA)	246
18/19 Contracted orthodontic activity (UOA)	0
Carry forward orthodontic activity (UOA)	0
Baseline contract value	£435,668.99

### ACCESS\*

Patients seen in 24 months	Total	Change since previous quarter
Quarter ending March 2018	4,222	
Quarter ending June 2018	4,222	→
Quarter ending September 2018	4,243	→
Quarter ending December 2018	4,216	→
Quarter ending March 2019	4,277	→
<b>Variance since March 2018</b>	<b>1.3%</b>	<b>→</b>



### ACTIVITY



Adjusted Scheduled Activity (UDA)		
Month	2018	2019
April	303	-246
May	1,250	1,484
June	2,165	2,071
July	3,605	3,031
August	4,741	4,257
September	5,806	5,315
October	7,046	6,645
November	8,265	8,138
December	9,159	9,454
January	10,255	10,736
February	11,949	12,035
March	13,176	13,714
April	14,068	14,622
May	14,086	14,622
June	14,086	14,609

### QUALITY

	Quantity	Base Number	Contract	LHB	Wales
% of FP17s for the same patient ID Re-attending within 3 months - Children	146	1,573	9.3%	7.7%	10.8%
% of FP17s for the same patient ID Re-attending within 3 months - Adults	820	5,609	14.6%	13.1%	15.7%
% of FP17s for the same patient ID Re-attending between 3 & 9 months - Children	1,035	1,573	65.8%	59.0%	59.7%
% of FP17s for the same patient ID Re-attending between 3 & 9 months - Adults	3,560	5,609	63.5%	53.8%	55.5%
% of FP17s for Band 1 Urgent Courses	384	7,112	5.4%	8.4%	9.0%
% of FP17s Relating to Free Repair or Replacements	121	7,112	1.7%	0.7%	0.7%
% of FP17s Relating to Continuations	44	7,112	0.6%	0.7%	0.7%
% of Patients satisfied with the dentistry they have received	28	29	96.6%	92.6%	92.4%
% of Patients satisfied with the time they had to wait for an appointment	27	29	93.1%	86.6%	87.1%

\* This is based on patients treated on this contract for their most recent course of treatment.

Figures in *italics* indicate the base number of FP17s or Patient Questionnaire responses are less than 100. N/A is shown where the base number of responses is less than 10 during the period. % is calculated as Quantity/Base number\*100

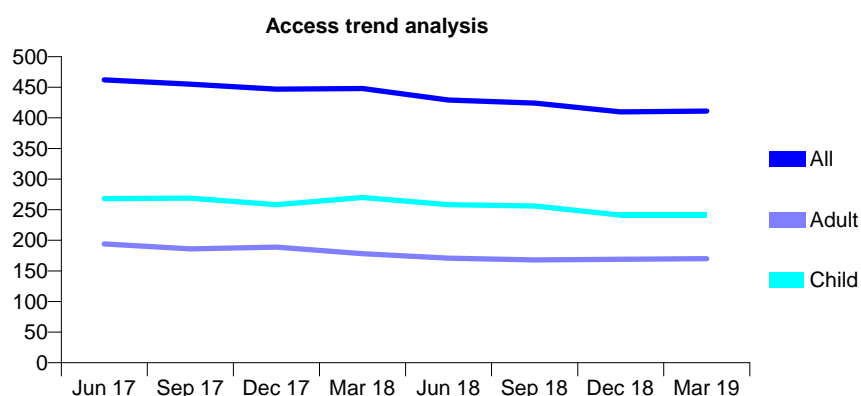
## 7A1 - Vital Signs At a Glance Contract Report for 641820/0001 - Year end March 2019

Name or company name	MR AP WOOLLEY
Contract type name	GDS Contract
Purpose of contract	General
Contract start date	01/04/2006
Contract end date	

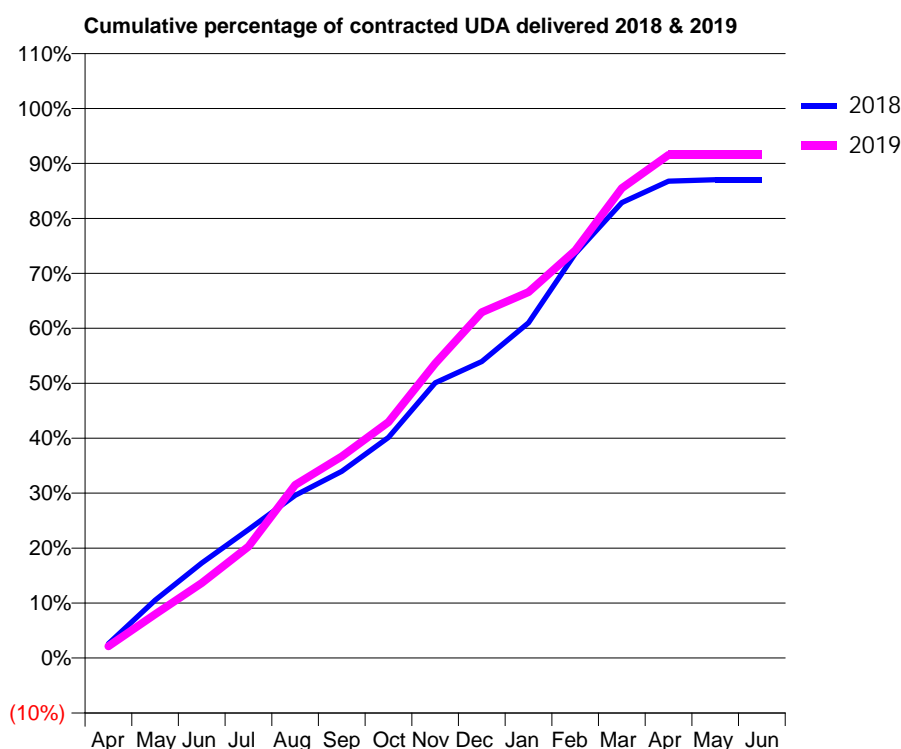
18/19 Contracted general activity (UDA)	1,075
Carry forward general activity (UDA)	0
18/19 Contracted orthodontic activity (UOA)	0
Carry forward orthodontic activity (UOA)	0
Baseline contract value	£27,144.12

### ACCESS\*

Patients seen in 24 months	Total	Change since previous quarter
Quarter ending March 2018	448	
Quarter ending June 2018	429	↓
Quarter ending September 2018	424	↓
Quarter ending December 2018	410	↓
Quarter ending March 2019	411	→
<b>Variance since March 2018</b>	<b>(8.3%)</b>	<b>↓</b>



### ACTIVITY



Adjusted Scheduled Activity (UDA)		
Month	2018	2019
April	29	23
May	118	86
June	193	147
July	261	218
August	330	338
September	379	394
October	448	462
November	558	576
December	602	676
January	680	716
February	821	797
March	924	919
April	967	984
May	970	984
June	970	984

### QUALITY

	Quantity	Base Number	Contract	LHB	Wales
% of FP17s for the same patient ID Re-attending within 3 months - Children	19	382	5.0%	7.7%	10.8%
% of FP17s for the same patient ID Re-attending within 3 months - Adults	20	182	11.0%	13.1%	15.7%
% of FP17s for the same patient ID Re-attending between 3 & 9 months - Children	219	382	57.3%	59.0%	59.7%
% of FP17s for the same patient ID Re-attending between 3 & 9 months - Adults	113	182	62.1%	53.8%	55.5%
% of FP17s for Band 1 Urgent Courses	22	551	4.0%	8.4%	9.0%
% of FP17s Relating to Free Repair or Replacements	0	551	0.0%	0.7%	0.7%
% of FP17s Relating to Continuations	0	551	0.0%	0.7%	0.7%
% of Patients satisfied with the dentistry they have received	0	1	N/A	92.6%	92.4%
% of Patients satisfied with the time they had to wait for an appointment	0	1	N/A	86.6%	87.1%

\* This is based on patients treated on this contract for their most recent course of treatment.

Figures in italics indicate the base number of FP17s or Patient Questionnaire responses are less than 100. N/A is shown where the base number of responses is less than 10 during the period. % is calculated as Quantity/Base number\*100

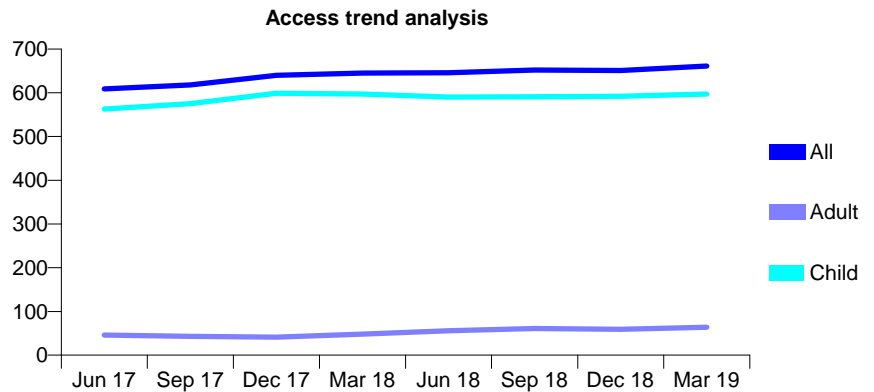
## 7A1 - Vital Signs At a Glance Contract Report for 678589/0001 - Year end March 2019

Name or company name	MR FQ HEWITT
Contract type name	GDS Contract
Purpose of contract	General
Contract start date	01/04/2009
Contract end date	

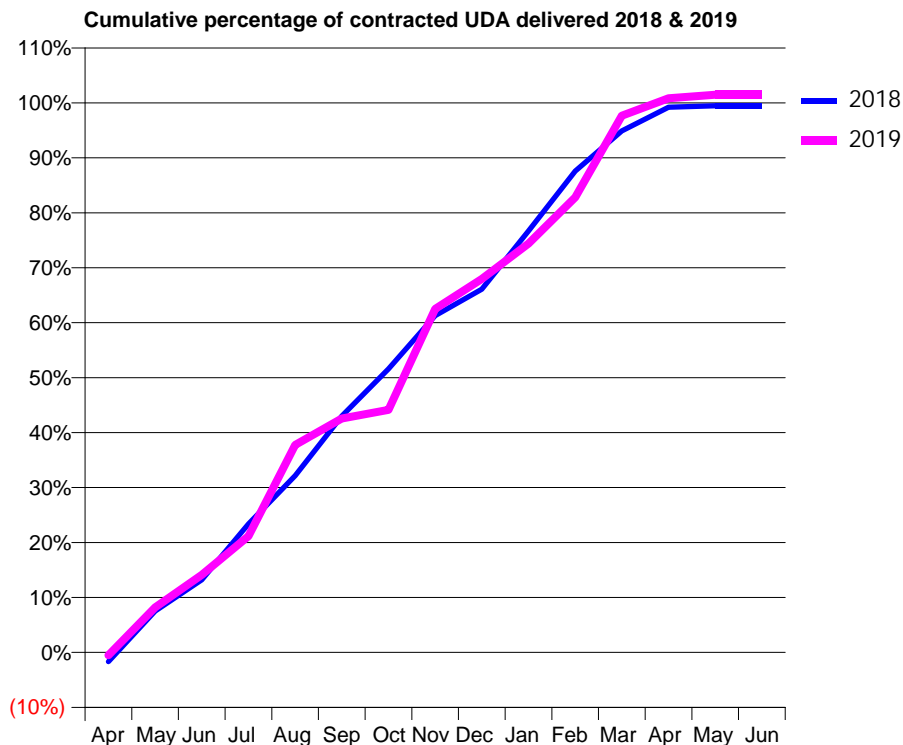
18/19 Contracted general activity (UDA)	1,129
Carry forward general activity (UDA)	6
18/19 Contracted orthodontic activity (UOA)	0
Carry forward orthodontic activity (UOA)	0
Baseline contract value	£28,079.56

### ACCESS\*

Patients seen in 24 months	Total	Change since previous quarter
Quarter ending March 2018	645	
Quarter ending June 2018	646	→
Quarter ending September 2018	652	→
Quarter ending December 2018	651	→
Quarter ending March 2019	661	→
<b>Variance since March 2018</b>	<b>2.5%</b>	<b>↑</b>



### ACTIVITY



Adjusted Scheduled Activity (UDA)		
Month	2018	2019
April	-19	-6
May	85	93
June	149	159
July	264	239
August	363	426
September	485	481
October	582	498
November	692	706
December	746	767
January	866	840
February	989	935
March	1,071	1,103
April	1,120	1,139
May	1,123	1,146
June	1,123	1,146

### QUALITY

	Quantity	Base Number	Contract	LHB	Wales
% of FP17s for the same patient ID Re-attending within 3 months - Children	51	827	6.2%	7.7%	10.8%
% of FP17s for the same patient ID Re-attending within 3 months - Adults	2	35	5.7%	13.1%	15.7%
% of FP17s for the same patient ID Re-attending between 3 & 9 months - Children	456	827	55.1%	59.0%	59.7%
% of FP17s for the same patient ID Re-attending between 3 & 9 months - Adults	17	35	48.6%	53.8%	55.5%
% of FP17s for Band 1 Urgent Courses	40	860	4.7%	8.4%	9.0%
% of FP17s Relating to Free Repair or Replacements	0	860	0.0%	0.7%	0.7%
% of FP17s Relating to Continuations	9	860	1.0%	0.7%	0.7%
% of Patients satisfied with the dentistry they have received	0	0	N/A	92.6%	92.4%
% of Patients satisfied with the time they had to wait for an appointment	0	0	N/A	86.6%	87.1%

\* This is based on patients treated on this contract for their most recent course of treatment. Figures in italics indicate the base number of FP17s or Patient Questionnaire responses are less than 100. N/A is shown where the base number of responses is less than 10 during the period. % is calculated as Quantity/Base number\*100

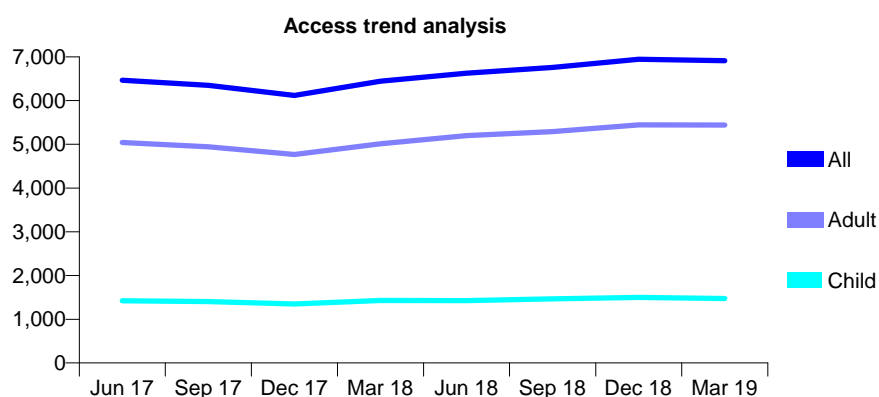
## 7A1 - Vital Signs At a Glance Contract Report for 682365/0001 - Year end March 2019

Name or company name	MR QM JAFFRI
Contract type name	GDS Contract
Purpose of contract	General
Contract start date	01/04/2006
Contract end date	

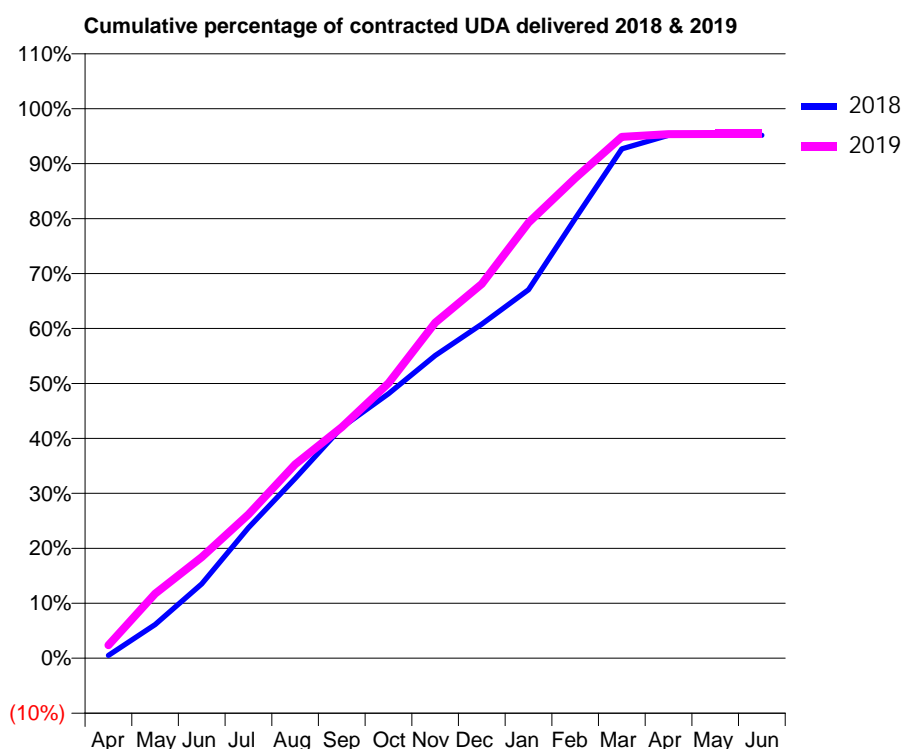
18/19 Contracted general activity (UDA)	22,210
Carry forward general activity (UDA)	919
18/19 Contracted orthodontic activity (UOA)	0
Carry forward orthodontic activity (UOA)	0
Baseline contract value	£546,001.23

### ACCESS\*

Patients seen in 24 months	Total	Change since previous quarter
Quarter ending March 2018	6,442	
Quarter ending June 2018	6,625	↑
Quarter ending September 2018	6,756	→
Quarter ending December 2018	6,946	↑
Quarter ending March 2019	6,912	→
<b>Variance since March 2018</b>	<b>7.3%</b>	<b>↑</b>



### ACTIVITY



Adjusted Scheduled Activity (UDA)		
Month	2018	2019
April	98	527
May	1,163	2,610
June	2,570	4,083
July	4,515	5,815
August	6,220	7,833
September	7,986	9,336
October	9,150	11,117
November	10,473	13,561
December	11,556	15,128
January	12,747	17,607
February	15,211	19,401
March	17,617	21,071
April	18,088	21,177
May	18,094	21,185
June	18,089	21,184

### QUALITY

	Quantity	Base Number	Contract	LHB	Wales
% of FP17s for the same patient ID Re-attending within 3 months - Children	119	2,210	5.4%	7.7%	10.8%
% of FP17s for the same patient ID Re-attending within 3 months - Adults	1,002	8,157	12.3%	13.1%	15.7%
% of FP17s for the same patient ID Re-attending between 3 & 9 months - Children	1,318	2,210	59.6%	59.0%	59.7%
% of FP17s for the same patient ID Re-attending between 3 & 9 months - Adults	4,695	8,157	57.6%	53.8%	55.5%
% of FP17s for Band 1 Urgent Courses	716	10,178	7.0%	8.4%	9.0%
% of FP17s Relating to Free Repair or Replacements	49	10,178	0.5%	0.7%	0.7%
% of FP17s Relating to Continuations	81	10,178	0.8%	0.7%	0.7%
% of Patients satisfied with the dentistry they have received	9	9	N/A	92.6%	92.4%
% of Patients satisfied with the time they had to wait for an appointment	7	9	N/A	86.6%	87.1%

\* This is based on patients treated on this contract for their most recent course of treatment.

Figures in italics indicate the base number of FP17s or Patient Questionnaire responses are less than 100. N/A is shown where the base number of responses is less than 10 during the period. % is calculated as Quantity/Base number\*100

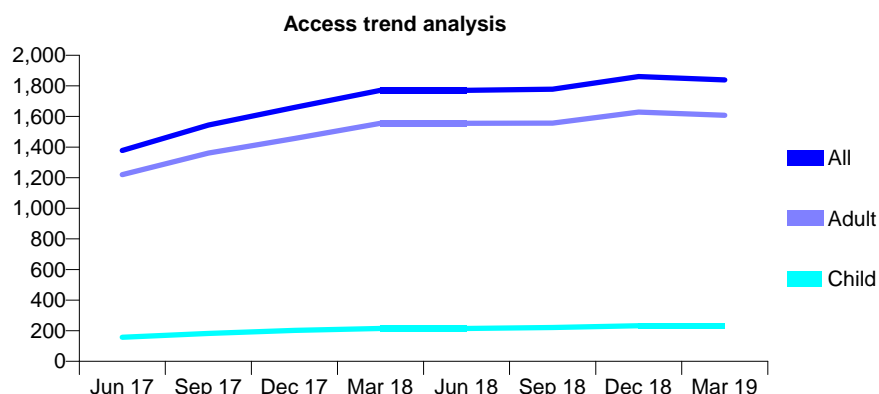
## 7A1 - Vital Signs At a Glance Contract Report for 682365/0006 - Year end March 2019

Name or company name	MR QM JAFFRI
Contract type name	Pilot Contract
Purpose of contract	General
Contract start date	01/01/2010
Contract end date	

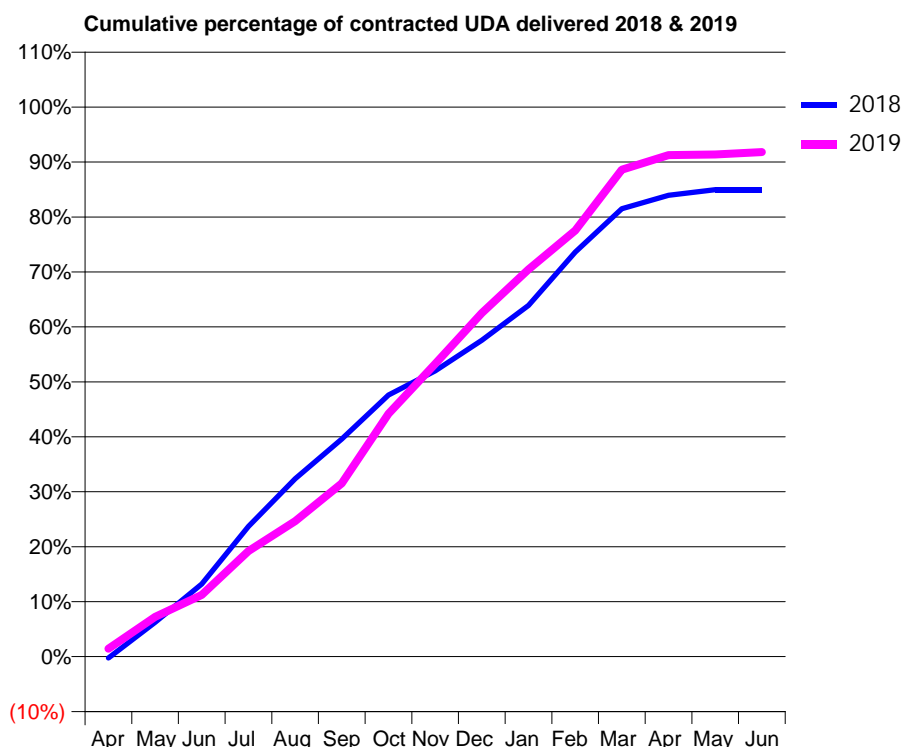
18/19 Contracted general activity (UDA)	8,452
Carry forward general activity (UDA)	0
18/19 Contracted orthodontic activity (UOA)	0
Carry forward orthodontic activity (UOA)	0
Baseline contract value	£218,397.43

### ACCESS\*

Patients seen in 24 months	Total	Change since previous quarter
Quarter ending March 2018	1,771	
Quarter ending June 2018	1,771	→
Quarter ending September 2018	1,778	→
Quarter ending December 2018	1,861	↑
Quarter ending March 2019	1,839	↓
<b>Variance since March 2018</b>	<b>3.8%</b>	<b>↑</b>



### ACTIVITY



Adjusted Scheduled Activity (UDA)		
Month	2018	2019
April	-22	123
May	557	612
June	1,177	948
July	2,111	1,623
August	2,886	2,086
September	3,526	2,666
October	4,240	3,735
November	4,630	4,504
December	5,126	5,283
January	5,692	5,956
February	6,558	6,555
March	7,261	7,490
April	7,478	7,712
May	7,570	7,722
June	7,569	7,759

### QUALITY

	Quantity	Base Number	Contract	LHB	Wales
% of FP17s for the same patient ID Re-attending within 3 months - Children	23	309	7.4%	7.7%	10.8%
% of FP17s for the same patient ID Re-attending within 3 months - Adults	433	2,353	18.4%	13.1%	15.7%
% of FP17s for the same patient ID Re-attending between 3 & 9 months - Children	167	309	54.0%	59.0%	59.7%
% of FP17s for the same patient ID Re-attending between 3 & 9 months - Adults	1,277	2,353	54.3%	53.8%	55.5%
% of FP17s for Band 1 Urgent Courses	280	2,625	10.7%	8.4%	9.0%
% of FP17s Relating to Free Repair or Replacements	20	2,625	0.8%	0.7%	0.7%
% of FP17s Relating to Continuations	29	2,625	1.1%	0.7%	0.7%
% of Patients satisfied with the dentistry they have received	5	8	N/A	92.6%	92.4%
% of Patients satisfied with the time they had to wait for an appointment	7	8	N/A	86.6%	87.1%

\* This is based on patients treated on this contract for their most recent course of treatment.  
 Figures in *italics* indicate the base number of FP17s or Patient Questionnaire responses are less than 100. N/A is shown where the base number of responses is less than 10 during the period. % is calculated as Quantity/Base number\*100



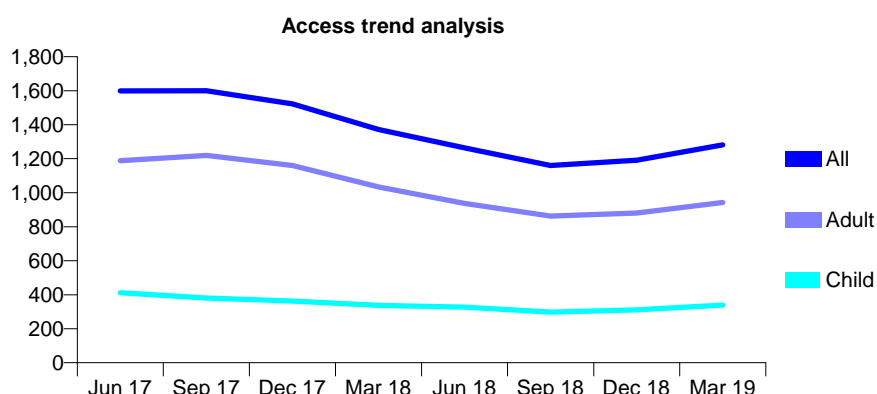
## 7A1 - Vital Signs At a Glance Contract Report for 682365/0008 - Year end March 2019

Name or company name	MR QM JAFFRI
Contract type name	GDS Contract
Purpose of contract	General
Contract start date	01/07/2010
Contract end date	

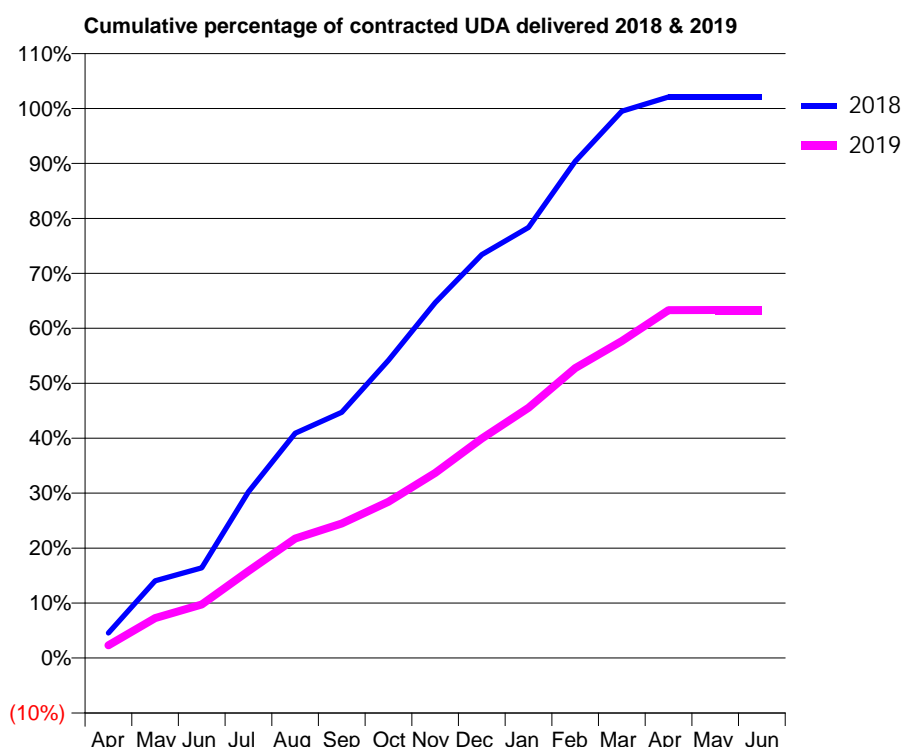
18/19 Contracted general activity (UDA)	6,229
Carry forward general activity (UDA)	-84
18/19 Contracted orthodontic activity (UOA)	0
Carry forward orthodontic activity (UOA)	0
Baseline contract value	£157,349.89

### ACCESS\*

Patients seen in 24 months	Total	Change since previous quarter
Quarter ending March 2018	1,372	
Quarter ending June 2018	1,264	↓
Quarter ending September 2018	1,160	↓
Quarter ending December 2018	1,191	↑
Quarter ending March 2019	1,281	↑
<b>Variance since March 2018</b>	<b>(6.6%)</b>	<b>↓</b>



### ACTIVITY



Adjusted Scheduled Activity (UDA)		
Month	2018	2019
April	184	145
May	565	453
June	660	607
July	1,217	987
August	1,645	1,354
September	1,798	1,524
October	2,178	1,770
November	2,600	2,098
December	2,952	2,489
January	3,150	2,837
February	3,634	3,286
March	4,000	3,592
April	4,105	3,943
May	4,105	3,945
June	4,105	3,945

### QUALITY

	Quantity	Base Number	Contract	LHB	Wales
% of FP17s for the same patient ID Re-attending within 3 months - Children	65	423	15.4%	7.7%	10.8%
% of FP17s for the same patient ID Re-attending within 3 months - Adults	274	1,203	22.8%	13.1%	15.7%
% of FP17s for the same patient ID Re-attending between 3 & 9 months - Children	213	423	50.4%	59.0%	59.7%
% of FP17s for the same patient ID Re-attending between 3 & 9 months - Adults	529	1,203	44.0%	53.8%	55.5%
% of FP17s for Band 1 Urgent Courses	97	1,722	5.6%	8.4%	9.0%
% of FP17s Relating to Free Repair or Replacements	18	1,722	1.0%	0.7%	0.7%
% of FP17s Relating to Continuations	7	1,722	0.4%	0.7%	0.7%
% of Patients satisfied with the dentistry they have received	0	1	N/A	92.6%	92.4%
% of Patients satisfied with the time they had to wait for an appointment	0	1	N/A	86.6%	87.1%

\* This is based on patients treated on this contract for their most recent course of treatment.

Figures in italics indicate the base number of FP17s or Patient Questionnaire responses are less than 100. N/A is shown where the base number of responses is less than 10 during the period. % is calculated as Quantity/Base number\*100

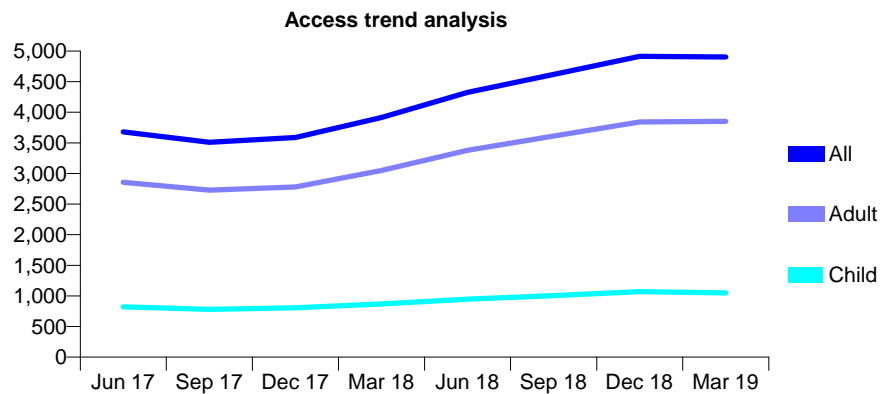
## 7A1 - Vital Signs At a Glance Contract Report for 682365/0011 - Year end March 2019

Name or company name	MR QM JAFFRI
Contract type name	GDS Contract
Purpose of contract	General
Contract start date	01/10/2014
Contract end date	

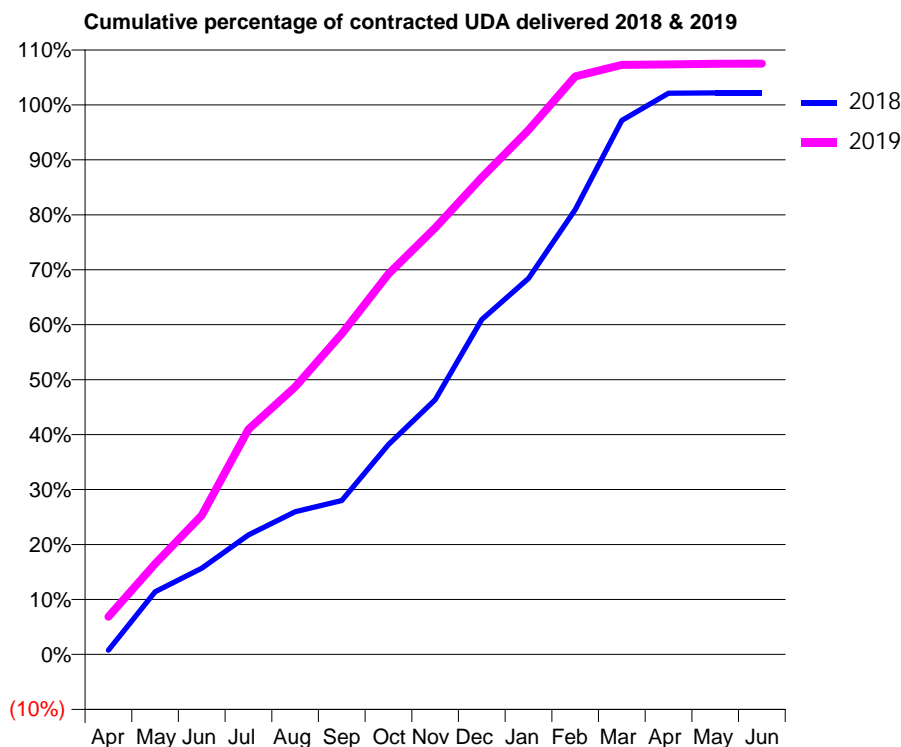
18/19 Contracted general activity (UDA)	18,076
Carry forward general activity (UDA)	-309
18/19 Contracted orthodontic activity (UOA)	0
Carry forward orthodontic activity (UOA)	0
Baseline contract value	£437,702.62

### ACCESS\*

Patients seen in 24 months	Total	Change since previous quarter
Quarter ending March 2018	3,916	
Quarter ending June 2018	4,326	↑
Quarter ending September 2018	4,617	↑
Quarter ending December 2018	4,913	↑
Quarter ending March 2019	4,902	→
<b>Variance since March 2018</b>	<b>25.2%</b>	<b>↑</b>



### ACTIVITY



Adjusted Scheduled Activity (UDA)		
Month	2018	2019
April	112	1,240
May	1,627	2,985
June	2,236	4,571
July	3,102	7,401
August	3,699	8,799
September	3,990	10,547
October	5,450	12,516
November	6,608	14,028
December	8,691	15,687
January	9,756	17,246
February	11,541	19,013
March	13,856	19,391
April	14,561	19,403
May	14,569	19,424
June	14,568	19,435

### QUALITY

	Quantity	Base Number	Contract	LHB	Wales
% of FP17s for the same patient ID Re-attending within 3 months - Children	75	1,446	5.2%	7.7%	10.8%
% of FP17s for the same patient ID Re-attending within 3 months - Adults	630	5,514	11.4%	13.1%	15.7%
% of FP17s for the same patient ID Re-attending between 3 & 9 months - Children	822	1,446	56.8%	59.0%	59.7%
% of FP17s for the same patient ID Re-attending between 3 & 9 months - Adults	2,820	5,514	51.1%	53.8%	55.5%
% of FP17s for Band 1 Urgent Courses	278	6,785	4.1%	8.4%	9.0%
% of FP17s Relating to Free Repair or Replacements	45	6,785	0.7%	0.7%	0.7%
% of FP17s Relating to Continuations	35	6,785	0.5%	0.7%	0.7%
% of Patients satisfied with the dentistry they have received	12	16	75.0%	92.6%	92.4%
% of Patients satisfied with the time they had to wait for an appointment	14	16	87.5%	86.6%	87.1%

\* This is based on patients treated on this contract for their most recent course of treatment. Figures in italics indicate the base number of FP17s or Patient Questionnaire responses are less than 100. N/A is shown where the base number of responses is less than 10 during the period. % is calculated as Quantity/Base number\*100

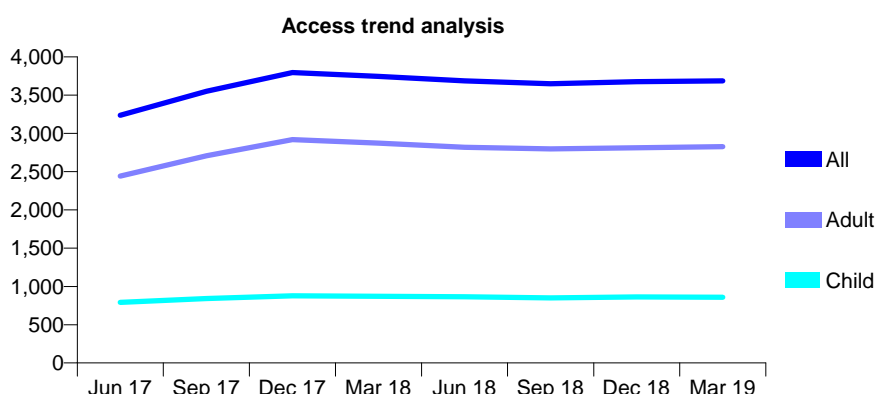
## 7A1 - Vital Signs At a Glance Contract Report for 682365/0012 - Year end March 2019

Name or company name	MR QM JAFFRI
Contract type name	GDS Contract
Purpose of contract	General
Contract start date	01/10/2014
Contract end date	

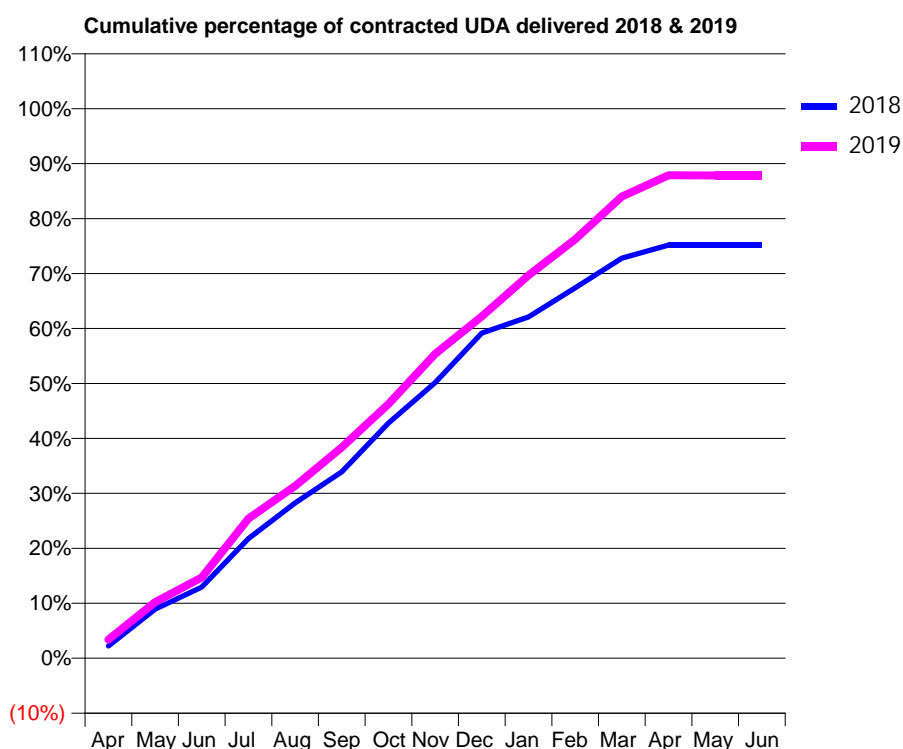
18/19 Contracted general activity (UDA)	11,002
Carry forward general activity (UDA)	0
18/19 Contracted orthodontic activity (UOA)	0
Carry forward orthodontic activity (UOA)	0
Baseline contract value	£270,509.24

### ACCESS\*

Patients seen in 24 months	Total	Change since previous quarter
Quarter ending March 2018	3,744	
Quarter ending June 2018	3,686	↓
Quarter ending September 2018	3,648	↓
Quarter ending December 2018	3,677	→
Quarter ending March 2019	3,685	→
<b>Variance since March 2018</b>	<b>(1.6%)</b>	<b>↓</b>



### ACTIVITY



Adjusted Scheduled Activity (UDA)		
Month	2018	2019
April	279	374
May	1,112	1,122
June	1,612	1,618
July	2,715	2,798
August	3,519	3,451
September	4,226	4,221
October	5,331	5,090
November	6,251	6,095
December	7,369	6,840
January	7,736	7,668
February	8,396	8,387
March	9,068	9,240
April	9,363	9,669
May	9,365	9,663
June	9,364	9,666

### QUALITY

	Quantity	Base Number	Contract	LHB	Wales
% of FP17s for the same patient ID Re-attending within 3 months - Children	18	997	1.8%	7.7%	10.8%
% of FP17s for the same patient ID Re-attending within 3 months - Adults	186	3,152	5.9%	13.1%	15.7%
% of FP17s for the same patient ID Re-attending between 3 & 9 months - Children	465	997	46.6%	59.0%	59.7%
% of FP17s for the same patient ID Re-attending between 3 & 9 months - Adults	1,571	3,152	49.8%	53.8%	55.5%
% of FP17s for Band 1 Urgent Courses	234	4,209	5.6%	8.4%	9.0%
% of FP17s Relating to Free Repair or Replacements	20	4,209	0.5%	0.7%	0.7%
% of FP17s Relating to Continuations	18	4,209	0.4%	0.7%	0.7%
% of Patients satisfied with the dentistry they have received	7	8	N/A	92.6%	92.4%
% of Patients satisfied with the time they had to wait for an appointment	7	8	N/A	86.6%	87.1%

\* This is based on patients treated on this contract for their most recent course of treatment.

Figures in italics indicate the base number of FP17s or Patient Questionnaire responses are less than 100. N/A is shown where the base number of responses is less than 10 during the period. % is calculated as Quantity/Base number\*100

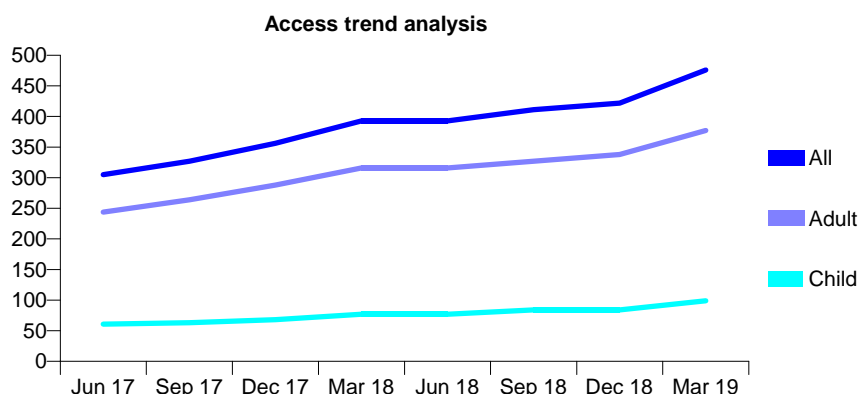
## 7A1 - Vital Signs At a Glance Contract Report for 732419/0001 - Year end March 2019

Name or company name	MISS AH LANE
Contract type name	GDS Contract
Purpose of contract	General
Contract start date	01/04/2006
Contract end date	

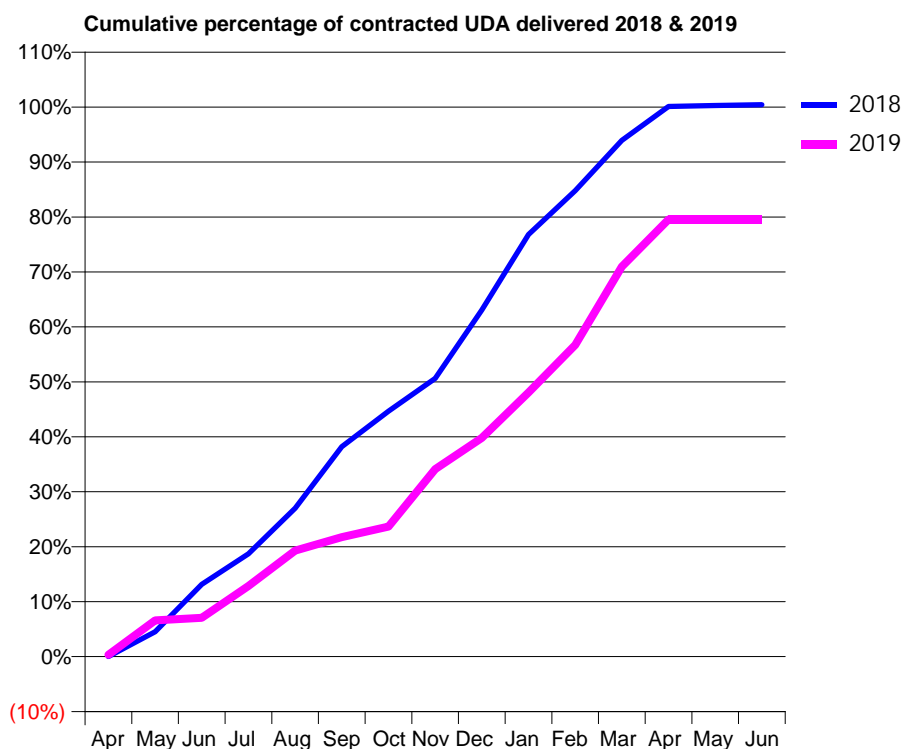
18/19 Contracted general activity (UDA)	2,502
Carry forward general activity (UDA)	-8
18/19 Contracted orthodontic activity (UOA)	0
Carry forward orthodontic activity (UOA)	0
Baseline contract value	£72,993.66

### ACCESS\*

Patients seen in 24 months	Total	Change since previous quarter
Quarter ending March 2018	393	
Quarter ending June 2018	393	→
Quarter ending September 2018	411	↑
Quarter ending December 2018	422	↑
Quarter ending March 2019	476	↑
<b>Variance since March 2018</b>	<b>21.1%</b>	<b>↑</b>



### ACTIVITY



Adjusted Scheduled Activity (UDA)		
Month	2018	2019
April	0	8
May	85	165
June	247	177
July	351	322
August	507	483
September	717	544
October	838	592
November	950	854
December	1,183	995
January	1,441	1,202
February	1,590	1,419
March	1,762	1,776
April	1,878	1,991
May	1,881	1,991
June	1,884	1,991

### QUALITY

	Quantity	Base Number	Contract	LHB	Wales
% of FP17s for the same patient ID Re-attending within 3 months - Children	0	75	0.0%	7.7%	10.8%
% of FP17s for the same patient ID Re-attending within 3 months - Adults	19	356	5.3%	13.1%	15.7%
% of FP17s for the same patient ID Re-attending between 3 & 9 months - Children	10	75	13.3%	59.0%	59.7%
% of FP17s for the same patient ID Re-attending between 3 & 9 months - Adults	125	356	35.1%	53.8%	55.5%
% of FP17s for Band 1 Urgent Courses	3	459	0.7%	8.4%	9.0%
% of FP17s Relating to Free Repair or Replacements	0	459	0.0%	0.7%	0.7%
% of FP17s Relating to Continuations	1	459	0.2%	0.7%	0.7%
% of Patients satisfied with the dentistry they have received	2	2	N/A	92.6%	92.4%
% of Patients satisfied with the time they had to wait for an appointment	1	2	N/A	86.6%	87.1%

\* This is based on patients treated on this contract for their most recent course of treatment.  
 Figures in *italics* indicate the base number of FP17s or Patient Questionnaire responses are less than 100. N/A is shown where the base number of responses is less than 10 during the period. % is calculated as Quantity/Base number\*100

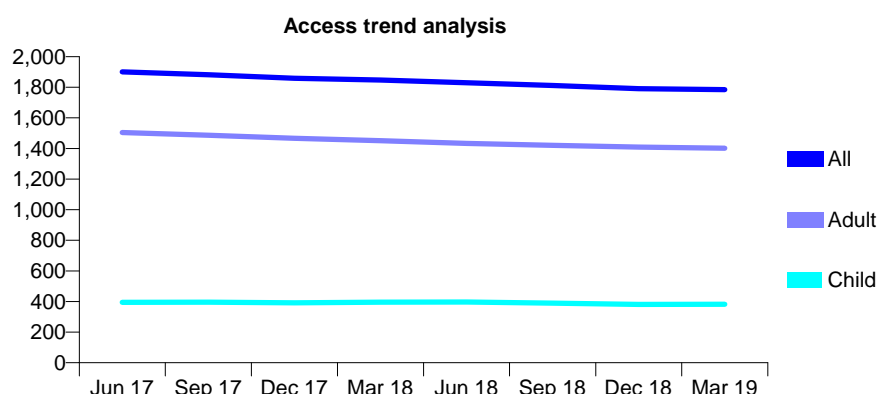
## 7A1 - Vital Signs At a Glance Contract Report for 782092/0001 - Year end March 2019

Name or company name	MR F FARSAIKIYA
Contract type name	GDS Contract
Purpose of contract	General
Contract start date	01/04/2006
Contract end date	

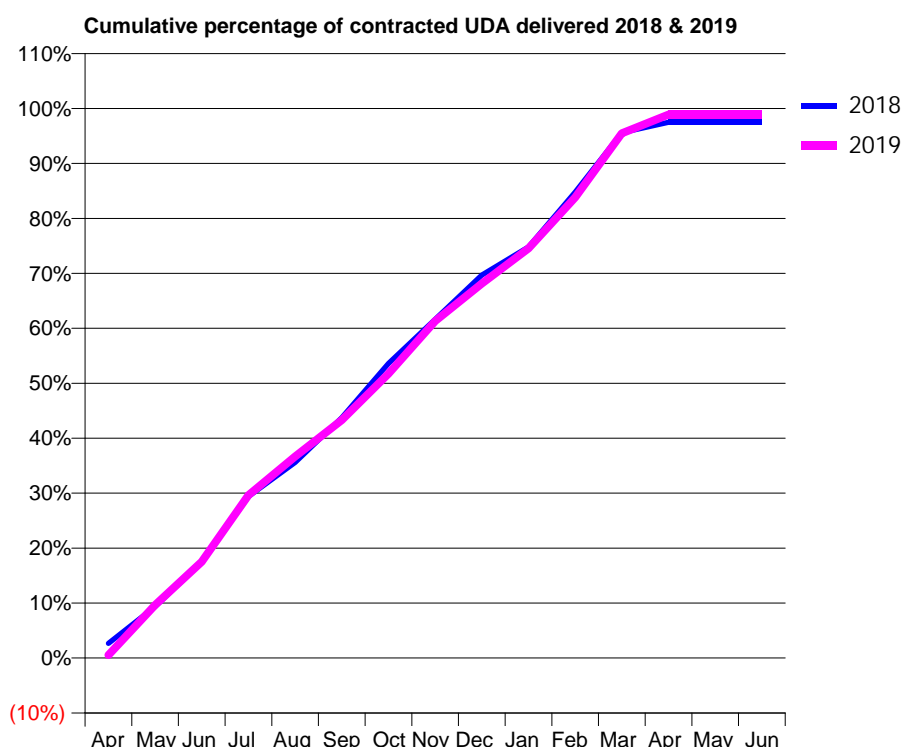
18/19 Contracted general activity (UDA)	6,000
Carry forward general activity (UDA)	150
18/19 Contracted orthodontic activity (UOA)	0
Carry forward orthodontic activity (UOA)	0
Baseline contract value	£147,885.65

### ACCESS\*

Patients seen in 24 months	Total	Change since previous quarter
Quarter ending March 2018	1,847	
Quarter ending June 2018	1,830	→
Quarter ending September 2018	1,811	↓
Quarter ending December 2018	1,790	↓
Quarter ending March 2019	1,784	→
<b>Variance since March 2018</b>	<b>(3.4%)</b>	<b>↓</b>



### ACTIVITY



Adjusted Scheduled Activity (UDA)		
Month	2018	2019
April	160	33
May	561	581
June	1,051	1,052
July	1,763	1,779
August	2,137	2,201
September	2,624	2,597
October	3,215	3,104
November	3,699	3,679
December	4,181	4,088
January	4,488	4,472
February	5,088	5,029
March	5,735	5,728
April	5,850	5,932
May	5,850	5,932
June	5,850	5,932

### QUALITY

	Quantity	Base Number	Contract	LHB	Wales
% of FP17s for the same patient ID Re-attending within 3 months - Children	18	641	2.8%	7.7%	10.8%
% of FP17s for the same patient ID Re-attending within 3 months - Adults	175	2,287	7.7%	13.1%	15.7%
% of FP17s for the same patient ID Re-attending between 3 & 9 months - Children	472	641	73.6%	59.0%	59.7%
% of FP17s for the same patient ID Re-attending between 3 & 9 months - Adults	1,653	2,287	72.3%	53.8%	55.5%
% of FP17s for Band 1 Urgent Courses	66	2,986	2.2%	8.4%	9.0%
% of FP17s Relating to Free Repair or Replacements	0	2,986	0.0%	0.7%	0.7%
% of FP17s Relating to Continuations	14	2,986	0.5%	0.7%	0.7%
% of Patients satisfied with the dentistry they have received	1	2	N/A	92.6%	92.4%
% of Patients satisfied with the time they had to wait for an appointment	1	2	N/A	86.6%	87.1%

\* This is based on patients treated on this contract for their most recent course of treatment.

Figures in italics indicate the base number of FP17s or Patient Questionnaire responses are less than 100. N/A is shown where the base number of responses is less than 10 during the period. % is calculated as Quantity/Base number\*100

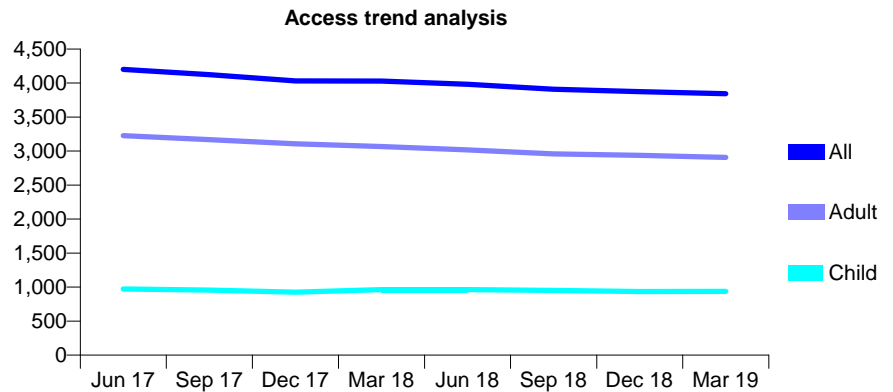
## 7A1 - Vital Signs At a Glance Contract Report for 788457/0001 - Year end March 2019

Name or company name	Marquess DP Limited
Contract type name	GDS Contract
Purpose of contract	General
Contract start date	02/08/2006
Contract end date	

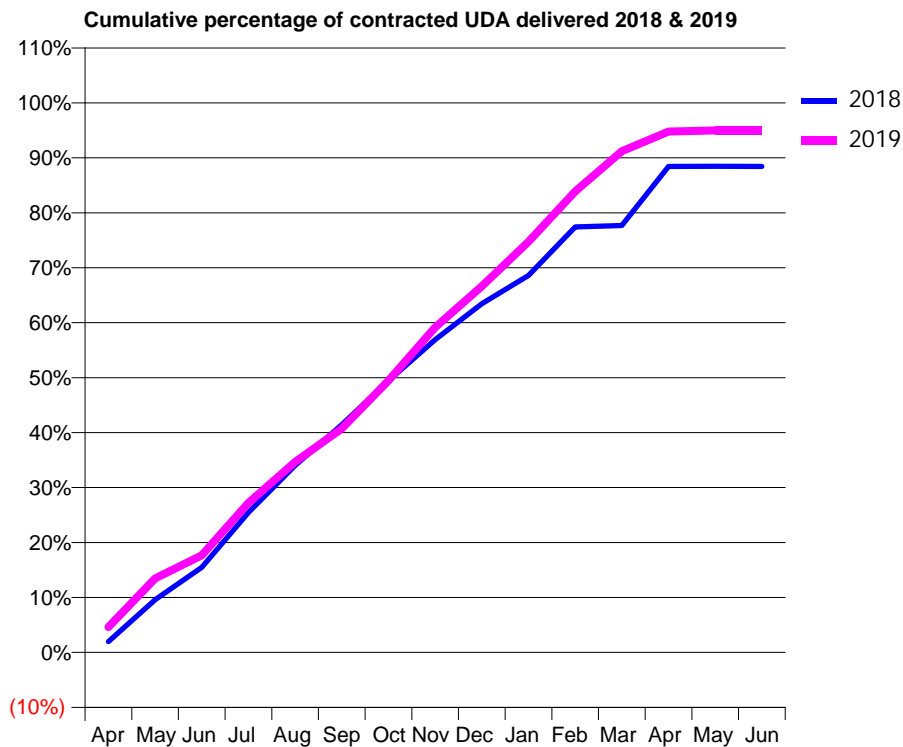
18/19 Contracted general activity (UDA)	10,689
Carry forward general activity (UDA)	0
18/19 Contracted orthodontic activity (UOA)	0
Carry forward orthodontic activity (UOA)	0
Baseline contract value	£276,249.40

### ACCESS\*

Patients seen in 24 months	Total	Change since previous quarter
Quarter ending March 2018	4,031	
Quarter ending June 2018	3,981	↓
Quarter ending September 2018	3,909	↓
Quarter ending December 2018	3,874	→
Quarter ending March 2019	3,845	→
<b>Variance since March 2018</b>	<b>(4.6%)</b>	<b>↓</b>



### ACTIVITY



Adjusted Scheduled Activity (UDA)		
Month	2018	2019
April	252	495
May	1,216	1,442
June	1,962	1,890
July	3,226	2,910
August	4,310	3,706
September	5,248	4,353
October	6,260	5,289
November	7,207	6,322
December	8,034	7,122
January	8,685	7,987
February	9,806	8,965
March	9,840	9,745
April	11,199	10,131
May	11,203	10,150
June	11,200	10,150

### QUALITY

	Quantity	Base Number	Contract	LHB	Wales
% of FP17s for the same patient ID Re-attending within 3 months - Children	107	1,705	6.3%	7.7%	10.8%
% of FP17s for the same patient ID Re-attending within 3 months - Adults	586	5,051	11.6%	13.1%	15.7%
% of FP17s for the same patient ID Re-attending between 3 & 9 months - Children	1,130	1,705	66.3%	59.0%	59.7%
% of FP17s for the same patient ID Re-attending between 3 & 9 months - Adults	3,359	5,051	66.5%	53.8%	55.5%
% of FP17s for Band 1 Urgent Courses	325	6,244	5.2%	8.4%	9.0%
% of FP17s Relating to Free Repair or Replacements	35	6,244	0.6%	0.7%	0.7%
% of FP17s Relating to Continuations	10	6,244	0.2%	0.7%	0.7%
% of Patients satisfied with the dentistry they have received	7	7	N/A	92.6%	92.4%
% of Patients satisfied with the time they had to wait for an appointment	7	7	N/A	86.6%	87.1%

\* This is based on patients treated on this contract for their most recent course of treatment. Figures in italics indicate the base number of FP17s or Patient Questionnaire responses are less than 100. N/A is shown where the base number of responses is less than 10 during the period. % is calculated as Quantity/Base number\*100

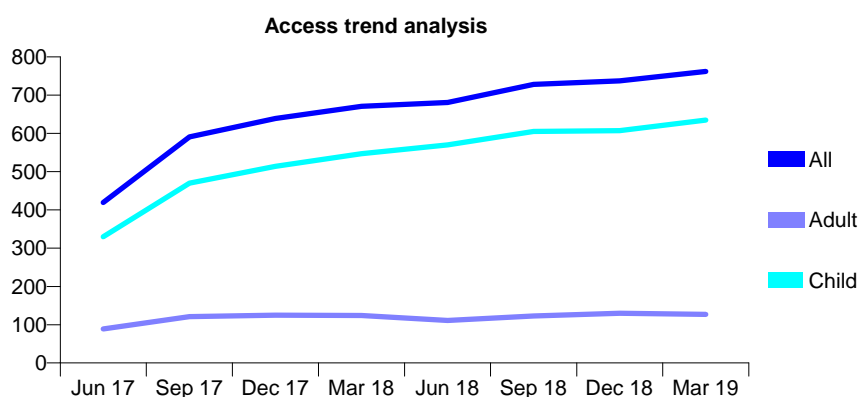
## 7A1 - Vital Signs At a Glance Contract Report for 808946/0001 - Year end March 2019

Name or company name	N Hughes Jones
Contract type name	GDS Contract
Purpose of contract	General
Contract start date	01/04/2006
Contract end date	

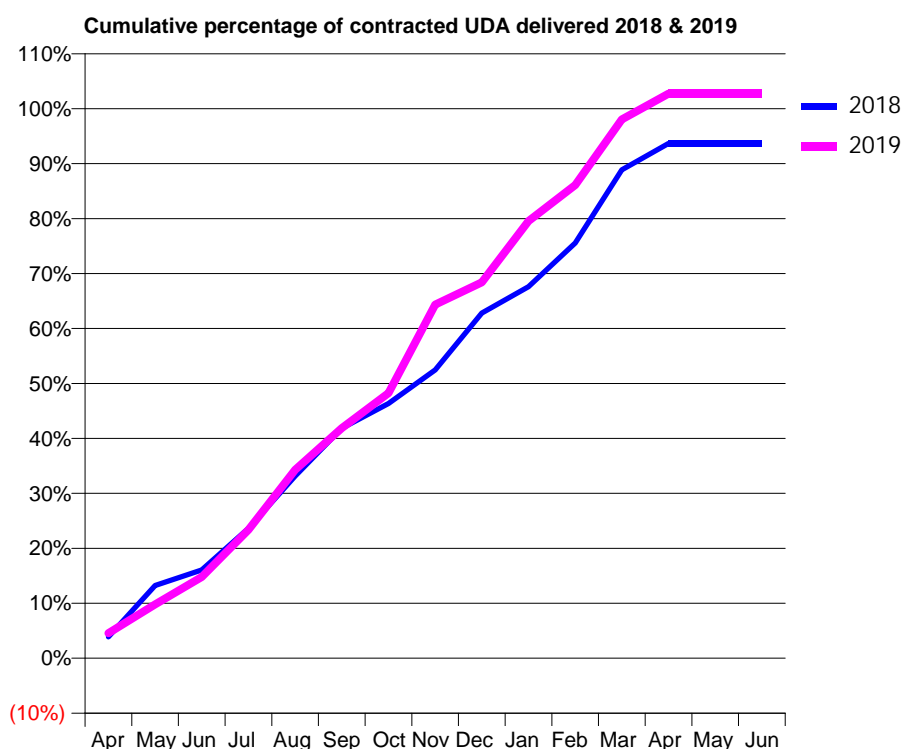
18/19 Contracted general activity (UDA)	1,600
Carry forward general activity (UDA)	0
18/19 Contracted orthodontic activity (UOA)	0
Carry forward orthodontic activity (UOA)	0
Baseline contract value	£40,854.94

### ACCESS\*

Patients seen in 24 months	Total	Change since previous quarter
Quarter ending March 2018	671	
Quarter ending June 2018	681	→
Quarter ending September 2018	728	↑
Quarter ending December 2018	737	→
Quarter ending March 2019	762	↑
<b>Variance since March 2018</b>	<b>13.6%</b>	<b>↑</b>



### ACTIVITY



Adjusted Scheduled Activity (UDA)		
Month	2018	2019
April	70	73
May	238	157
June	289	237
July	425	374
August	597	549
September	753	670
October	834	772
November	945	1,030
December	1,131	1,094
January	1,217	1,273
February	1,360	1,378
March	1,600	1,569
April	1,686	1,644
May	1,686	1,644
June	1,686	1,644

### QUALITY

	Quantity	Base Number	Contract	LHB	Wales
% of FP17s for the same patient ID Re-attending within 3 months - Children	61	1,090	5.6%	7.7%	10.8%
% of FP17s for the same patient ID Re-attending within 3 months - Adults	12	126	9.5%	13.1%	15.7%
% of FP17s for the same patient ID Re-attending between 3 & 9 months - Children	716	1,090	65.7%	59.0%	59.7%
% of FP17s for the same patient ID Re-attending between 3 & 9 months - Adults	87	126	69.0%	53.8%	55.5%
% of FP17s for Band 1 Urgent Courses	29	1,209	2.4%	8.4%	9.0%
% of FP17s Relating to Free Repair or Replacements	0	1,209	0.0%	0.7%	0.7%
% of FP17s Relating to Continuations	12	1,209	1.0%	0.7%	0.7%
% of Patients satisfied with the dentistry they have received	0	0	N/A	92.6%	92.4%
% of Patients satisfied with the time they had to wait for an appointment	0	0	N/A	86.6%	87.1%

\* This is based on patients treated on this contract for their most recent course of treatment. Figures in italics indicate the base number of FP17s or Patient Questionnaire responses are less than 100. N/A is shown where the base number of responses is less than 10 during the period. % is calculated as Quantity/Base number\*100



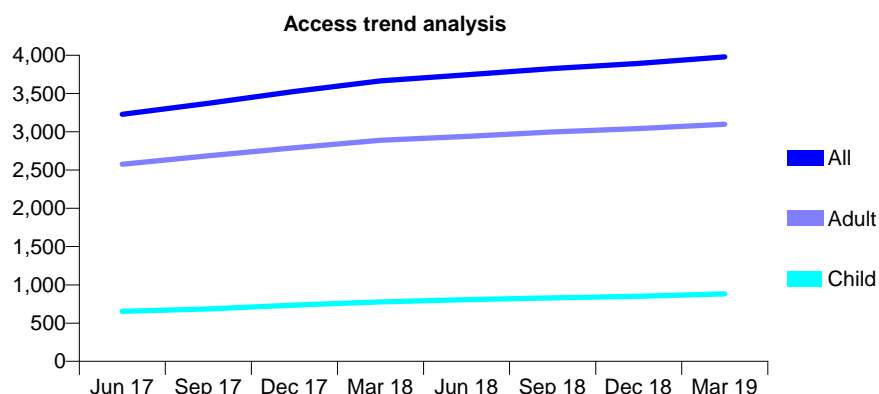
## 7A1 - Vital Signs At a Glance Contract Report for 813184/0001 - Year end March 2019

Name or company name	Rosehill Dental Practice
Contract type name	Pilot Contract
Purpose of contract	General
Contract start date	03/04/2006
Contract end date	

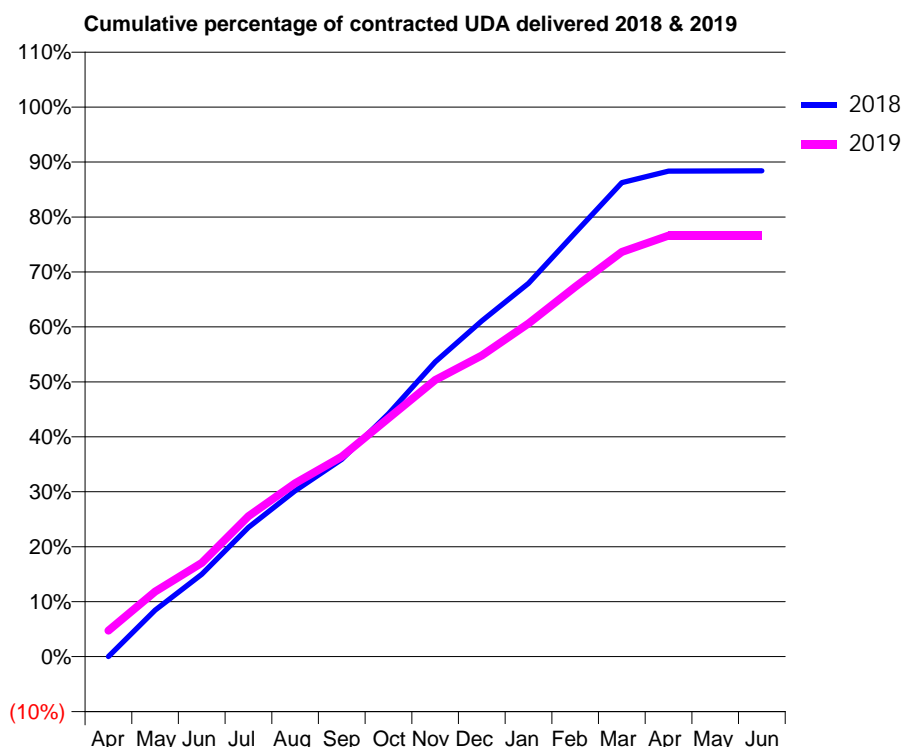
18/19 Contracted general activity (UDA)	13,854
Carry forward general activity (UDA)	0
18/19 Contracted orthodontic activity (UOA)	0
Carry forward orthodontic activity (UOA)	0
Baseline contract value	£357,465.46

### ACCESS\*

Patients seen in 24 months	Total	Change since previous quarter
Quarter ending March 2018	3,665	
Quarter ending June 2018	3,745	↑
Quarter ending September 2018	3,827	↑
Quarter ending December 2018	3,893	→
Quarter ending March 2019	3,979	↑
<b>Variance since March 2018</b>	<b>8.6%</b>	<b>↑</b>



### ACTIVITY



Adjusted Scheduled Activity (UDA)		
Month	2018	2019
April	2	656
May	939	1,642
June	1,664	2,361
July	2,612	3,540
August	3,354	4,371
September	3,986	5,040
October	4,906	6,010
November	5,955	6,975
December	6,782	7,588
January	7,543	8,398
February	8,562	9,320
March	9,574	10,202
April	9,807	10,612
May	9,811	10,613
June	9,812	10,613

### QUALITY

	Quantity	Base Number	Contract	LHB	Wales
% of FP17s for the same patient ID Re-attending within 3 months - Children	93	1,364	6.8%	7.7%	10.8%
% of FP17s for the same patient ID Re-attending within 3 months - Adults	693	4,426	15.7%	13.1%	15.7%
% of FP17s for the same patient ID Re-attending between 3 & 9 months - Children	841	1,364	61.7%	59.0%	59.7%
% of FP17s for the same patient ID Re-attending between 3 & 9 months - Adults	2,113	4,426	47.7%	53.8%	55.5%
% of FP17s for Band 1 Urgent Courses	272	5,883	4.6%	8.4%	9.0%
% of FP17s Relating to Free Repair or Replacements	70	5,883	1.2%	0.7%	0.7%
% of FP17s Relating to Continuations	83	5,883	1.4%	0.7%	0.7%
% of Patients satisfied with the dentistry they have received	8	9	N/A	92.6%	92.4%
% of Patients satisfied with the time they had to wait for an appointment	9	9	N/A	86.6%	87.1%

\* This is based on patients treated on this contract for their most recent course of treatment.  
 Figures in *italics* indicate the base number of FP17s or Patient Questionnaire responses are less than 100. N/A is shown where the base number of responses is less than 10 during the period. % is calculated as Quantity/Base number\*100

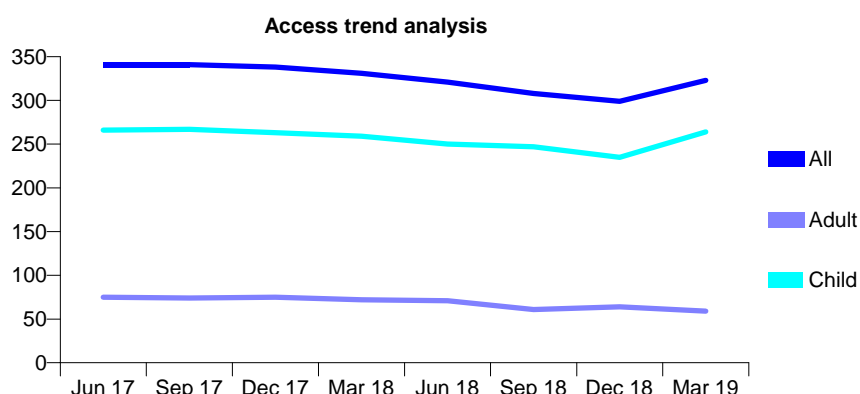
## 7A1 - Vital Signs At a Glance Contract Report for 826677/0001 - Year end March 2019

Name or company name	MR SJ LANGSTON
Contract type name	GDS Contract
Purpose of contract	General and Orthodontic
Contract start date	01/04/2006
Contract end date	

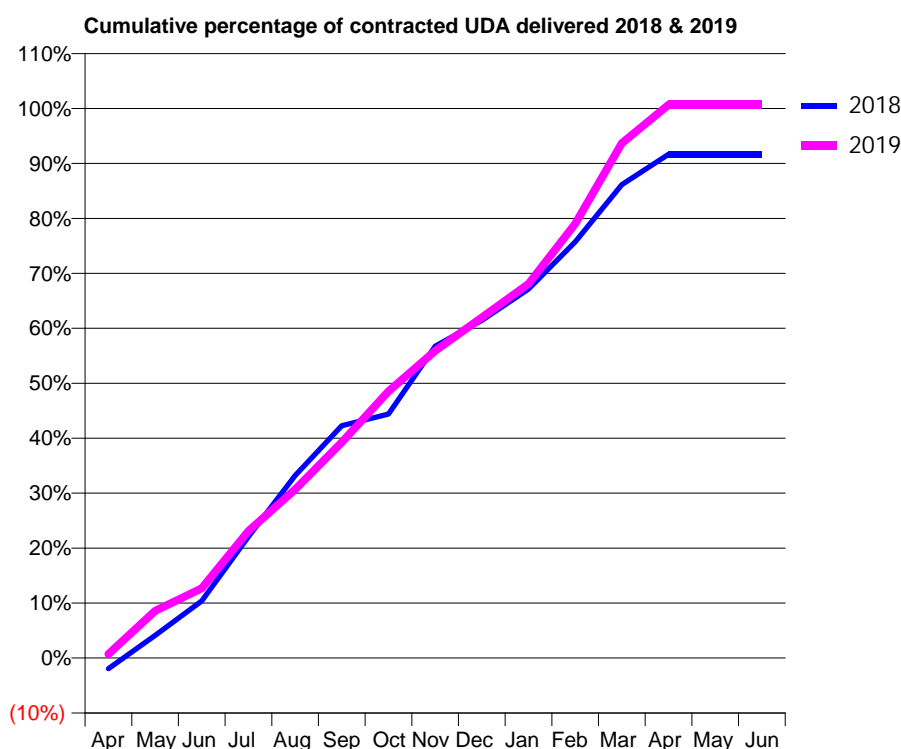
18/19 Contracted general activity (UDA)	560
Carry forward general activity (UDA)	0
18/19 Contracted orthodontic activity (UOA)	300
Carry forward orthodontic activity (UOA)	-18
Baseline contract value	£34,394.27

### ACCESS\*

Patients seen in 24 months	Total	Change since previous quarter
Quarter ending March 2018	331	
Quarter ending June 2018	321	↓
Quarter ending September 2018	308	↓
Quarter ending December 2018	299	↓
Quarter ending March 2019	323	↑
<b>Variance since March 2018</b>	<b>(2.4%)</b>	<b>↓</b>



### ACTIVITY



Adjusted Scheduled Activity (UDA)		
Month	2018	2019
April	-11	4
May	23	48
June	58	71
July	124	129
August	186	172
September	237	220
October	249	272
November	318	313
December	344	347
January	376	381
February	424	443
March	482	525
April	513	564
May	513	564
June	513	564

### QUALITY

	Quantity	Base Number	Contract	LHB	Wales
% of FP17s for the same patient ID Re-attending within 3 months - Children	16	436	3.7%	7.7%	10.8%
% of FP17s for the same patient ID Re-attending within 3 months - Adults	1	41	2.4%	13.1%	15.7%
% of FP17s for the same patient ID Re-attending between 3 & 9 months - Children	225	436	51.6%	59.0%	59.7%
% of FP17s for the same patient ID Re-attending between 3 & 9 months - Adults	13	41	31.7%	53.8%	55.5%
% of FP17s for Band 1 Urgent Courses	14	440	3.2%	8.4%	9.0%
% of FP17s Relating to Free Repair or Replacements	0	440	0.0%	0.7%	0.7%
% of FP17s Relating to Continuations	0	440	0.0%	0.7%	0.7%
% of Patients satisfied with the dentistry they have received	1	1	N/A	92.6%	92.4%
% of Patients satisfied with the time they had to wait for an appointment	1	1	N/A	86.6%	87.1%

\* This is based on patients treated on this contract for their most recent course of treatment.

Figures in italics indicate the base number of FP17s or Patient Questionnaire responses are less than 100. N/A is shown where the base number of responses is less than 10 during the period. % is calculated as Quantity/Base number\*100

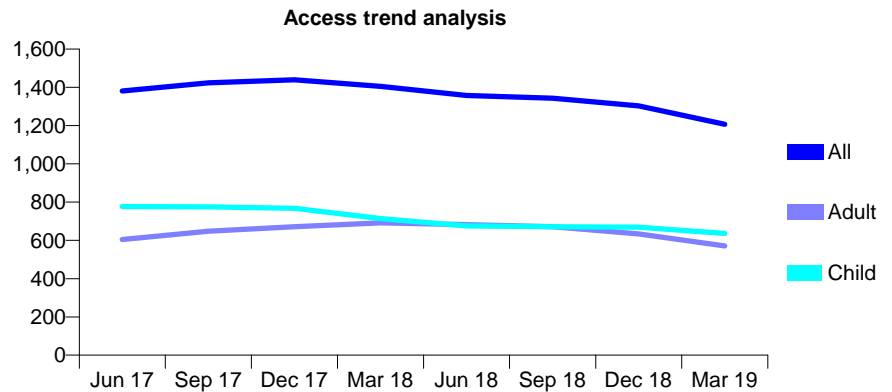
## 7A1 - Vital Signs At a Glance Contract Report for 833312/0001 - Year end March 2019

Name or company name	MR SJ KEEN
Contract type name	GDS Contract
Purpose of contract	General and Orthodontic
Contract start date	01/04/2006
Contract end date	

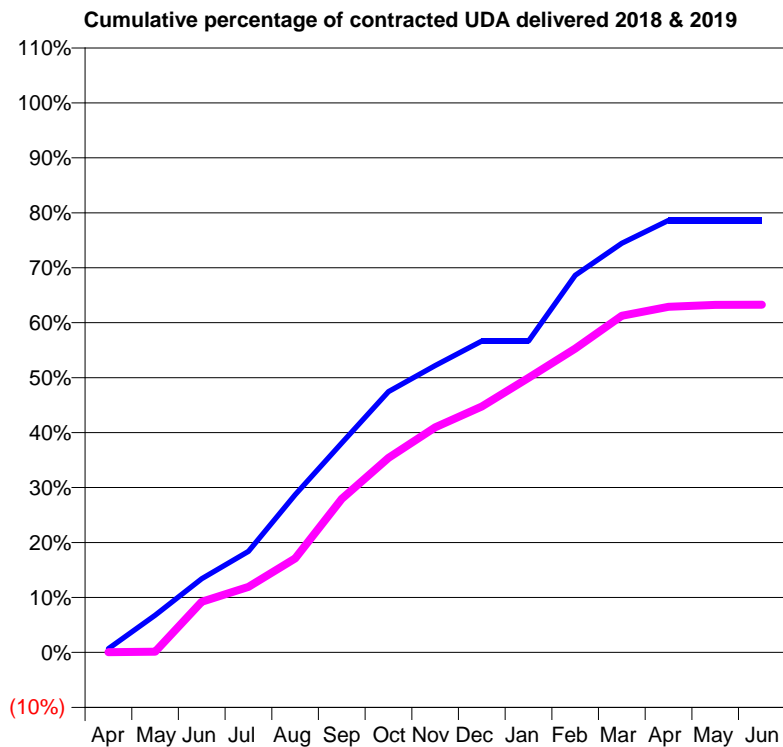
18/19 Contracted general activity (UDA)	3,008
Carry forward general activity (UDA)	0
18/19 Contracted orthodontic activity (UOA)	365
Carry forward orthodontic activity (UOA)	4
Baseline contract value	£104,571.96

### ACCESS\*

Patients seen in 24 months	Total	Change since previous quarter
Quarter ending March 2018	1,405	
Quarter ending June 2018	1,358	↓
Quarter ending September 2018	1,343	↓
Quarter ending December 2018	1,303	↓
Quarter ending March 2019	1,207	↓
<b>Variance since March 2018</b>	<b>(14.1%)</b>	<b>↓</b>



### ACTIVITY



Adjusted Scheduled Activity (UDA)		
Month	2018	2019
April	21	1
May	204	4
June	403	278
July	553	359
August	863	515
September	1,146	840
October	1,427	1,065
November	1,571	1,232
December	1,704	1,347
January	1,704	1,503
February	2,064	1,663
March	2,239	1,843
April	2,365	1,892
May	2,365	1,902
June	2,365	1,903

### QUALITY

	Quantity	Base Number	Contract	LHB	Wales
% of FP17s for the same patient ID Re-attending within 3 months - Children	52	866	6.0%	7.7%	10.8%
% of FP17s for the same patient ID Re-attending within 3 months - Adults	27	492	5.5%	13.1%	15.7%
% of FP17s for the same patient ID Re-attending between 3 & 9 months - Children	382	866	44.1%	59.0%	59.7%
% of FP17s for the same patient ID Re-attending between 3 & 9 months - Adults	170	492	34.6%	53.8%	55.5%
% of FP17s for Band 1 Urgent Courses	82	1,288	6.4%	8.4%	9.0%
% of FP17s Relating to Free Repair or Replacements	2	1,288	0.2%	0.7%	0.7%
% of FP17s Relating to Continuations	11	1,288	0.9%	0.7%	0.7%
% of Patients satisfied with the dentistry they have received	0	0	N/A	92.6%	92.4%
% of Patients satisfied with the time they had to wait for an appointment	0	0	N/A	86.6%	87.1%

\* This is based on patients treated on this contract for their most recent course of treatment. Figures in italics indicate the base number of FP17s or Patient Questionnaire responses are less than 100. N/A is shown where the base number of responses is less than 10 during the period. % is calculated as Quantity/Base number\*100

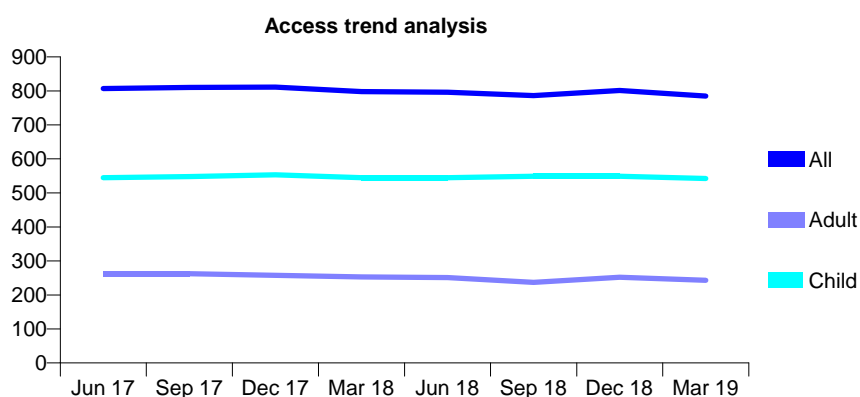
## 7A1 - Vital Signs At a Glance Contract Report for 905143/0001 - Year end March 2019

Name or company name	Herd & Jones
Contract type name	GDS Contract
Purpose of contract	General
Contract start date	01/04/2006
Contract end date	

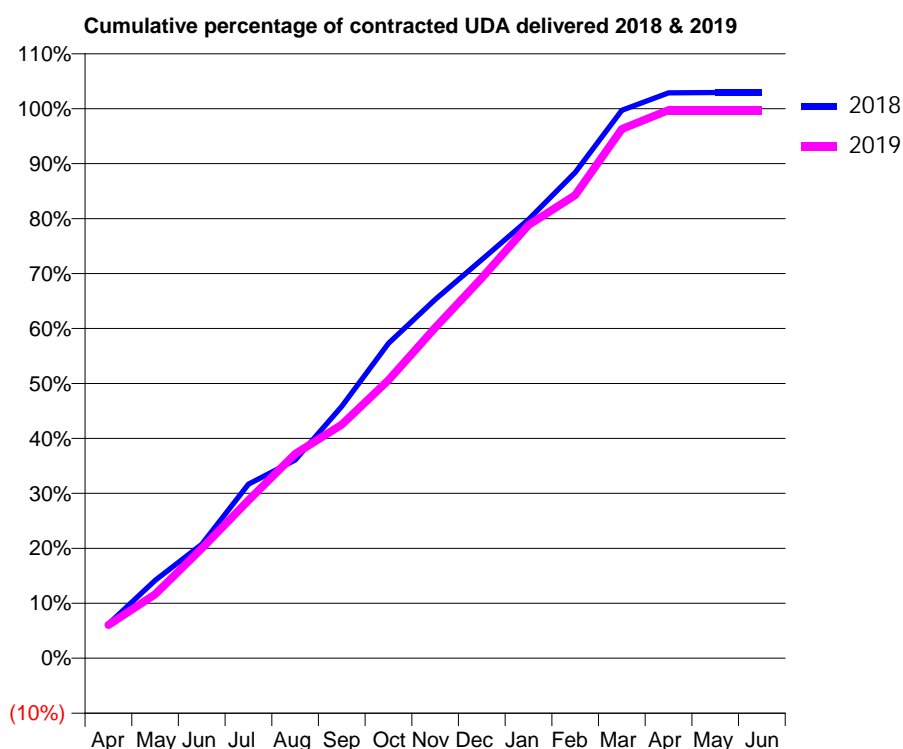
18/19 Contracted general activity (UDA)	1,950
Carry forward general activity (UDA)	-59
18/19 Contracted orthodontic activity (UOA)	0
Carry forward orthodontic activity (UOA)	0
Baseline contract value	£60,750.57

### ACCESS\*

Patients seen in 24 months	Total	Change since previous quarter
Quarter ending March 2018	798	
Quarter ending June 2018	796	→
Quarter ending September 2018	786	↓
Quarter ending December 2018	801	→
Quarter ending March 2019	785	↓
<b>Variance since March 2018</b>	<b>(1.6%)</b>	<b>↓</b>



### ACTIVITY



Adjusted Scheduled Activity (UDA)		
Month	2018	2019
April	124	118
May	283	227
June	414	389
July	634	560
August	721	725
September	916	829
October	1,146	987
November	1,306	1,173
December	1,450	1,349
January	1,597	1,537
February	1,768	1,643
March	1,994	1,877
April	2,058	1,945
May	2,059	1,945
June	2,059	1,945

### QUALITY

	Quantity	Base Number	Contract	LHB	Wales
% of FP17s for the same patient ID Re-attending within 3 months - Children	30	803	3.7%	7.7%	10.8%
% of FP17s for the same patient ID Re-attending within 3 months - Adults	24	230	10.4%	13.1%	15.7%
% of FP17s for the same patient ID Re-attending between 3 & 9 months - Children	470	803	58.5%	59.0%	59.7%
% of FP17s for the same patient ID Re-attending between 3 & 9 months - Adults	121	230	52.6%	53.8%	55.5%
% of FP17s for Band 1 Urgent Courses	39	1,027	3.8%	8.4%	9.0%
% of FP17s Relating to Free Repair or Replacements	0	1,027	0.0%	0.7%	0.7%
% of FP17s Relating to Continuations	0	1,027	0.0%	0.7%	0.7%
% of Patients satisfied with the dentistry they have received	0	0	N/A	92.6%	92.4%
% of Patients satisfied with the time they had to wait for an appointment	0	0	N/A	86.6%	87.1%

\* This is based on patients treated on this contract for their most recent course of treatment. Figures in italics indicate the base number of FP17s or Patient Questionnaire responses are less than 100. N/A is shown where the base number of responses is less than 10 during the period. % is calculated as Quantity/Base number\*100

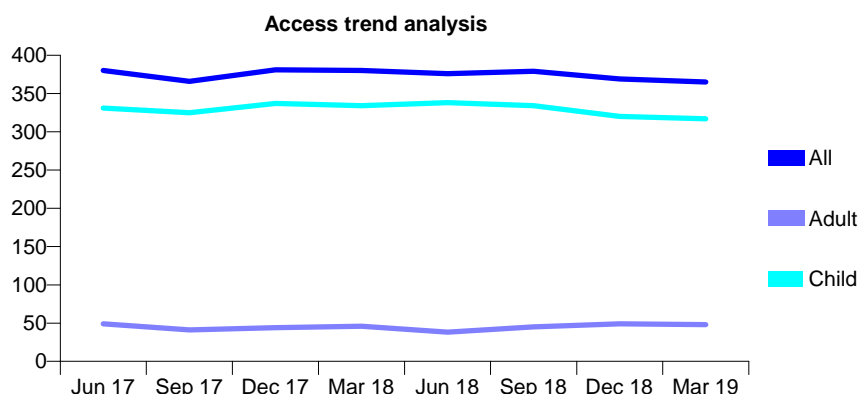
## 7A1 - Vital Signs At a Glance Contract Report for 923281/0001 - Year end March 2019

Name or company name	MR CJ LOTTER
Contract type name	GDS Contract
Purpose of contract	General
Contract start date	01/04/2006
Contract end date	

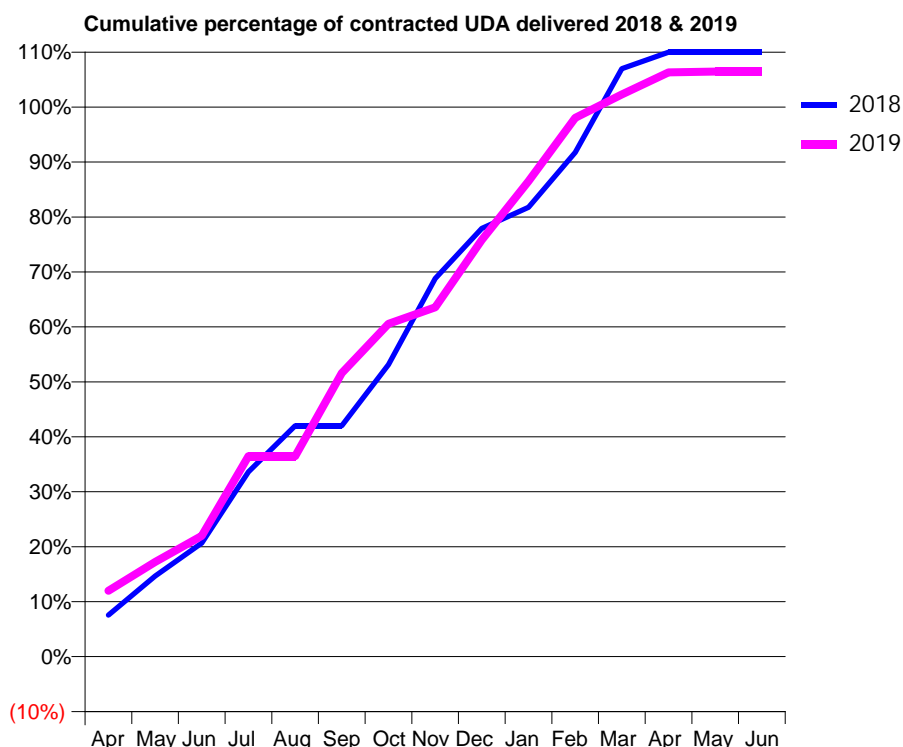
18/19 Contracted general activity (UDA)	702
Carry forward general activity (UDA)	-35
18/19 Contracted orthodontic activity (UOA)	0
Carry forward orthodontic activity (UOA)	0
Baseline contract value	£19,227.21

### ACCESS\*

Patients seen in 24 months	Total	Change since previous quarter
Quarter ending March 2018	380	
Quarter ending June 2018	376	↓
Quarter ending September 2018	379	→
Quarter ending December 2018	369	↓
Quarter ending March 2019	365	↓
<b>Variance since March 2018</b>	<b>(3.9%)</b>	<b>↓</b>



### ACTIVITY



Month	Adjusted Scheduled Activity (UDA)	
	2018	2019
April	53	84
May	103	121
June	145	154
July	236	256
August	295	256
September	295	362
October	373	425
November	483	446
December	547	532
January	574	607
February	644	688
March	751	718
April	772	746
May	772	747
June	772	747

### QUALITY

	Quantity	Base Number	Contract	LHB	Wales
% of FP17s for the same patient ID Re-attending within 3 months - Children	22	514	4.3%	7.7%	10.8%
% of FP17s for the same patient ID Re-attending within 3 months - Adults	0	11	0.0%	13.1%	15.7%
% of FP17s for the same patient ID Re-attending between 3 & 9 months - Children	319	514	62.1%	59.0%	59.7%
% of FP17s for the same patient ID Re-attending between 3 & 9 months - Adults	7	11	63.6%	53.8%	55.5%
% of FP17s for Band 1 Urgent Courses	1	530	0.2%	8.4%	9.0%
% of FP17s Relating to Free Repair or Replacements	0	530	0.0%	0.7%	0.7%
% of FP17s Relating to Continuations	1	530	0.2%	0.7%	0.7%
% of Patients satisfied with the dentistry they have received	0	0	N/A	92.6%	92.4%
% of Patients satisfied with the time they had to wait for an appointment	0	0	N/A	86.6%	87.1%

\* This is based on patients treated on this contract for their most recent course of treatment.  
 Figures in *italics* indicate the base number of FP17s or Patient Questionnaire responses are less than 100. N/A is shown where the base number of responses is less than 10 during the period. % is calculated as Quantity/Base number\*100

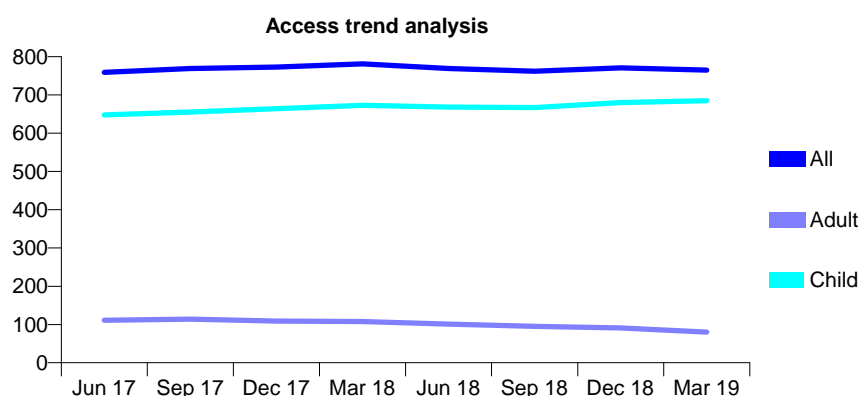
## 7A1 - Vital Signs At a Glance Contract Report for 933481/0001 - Year end March 2019

Name or company name	MR SE LOF
Contract type name	GDS Contract
Purpose of contract	General
Contract start date	01/04/2006
Contract end date	

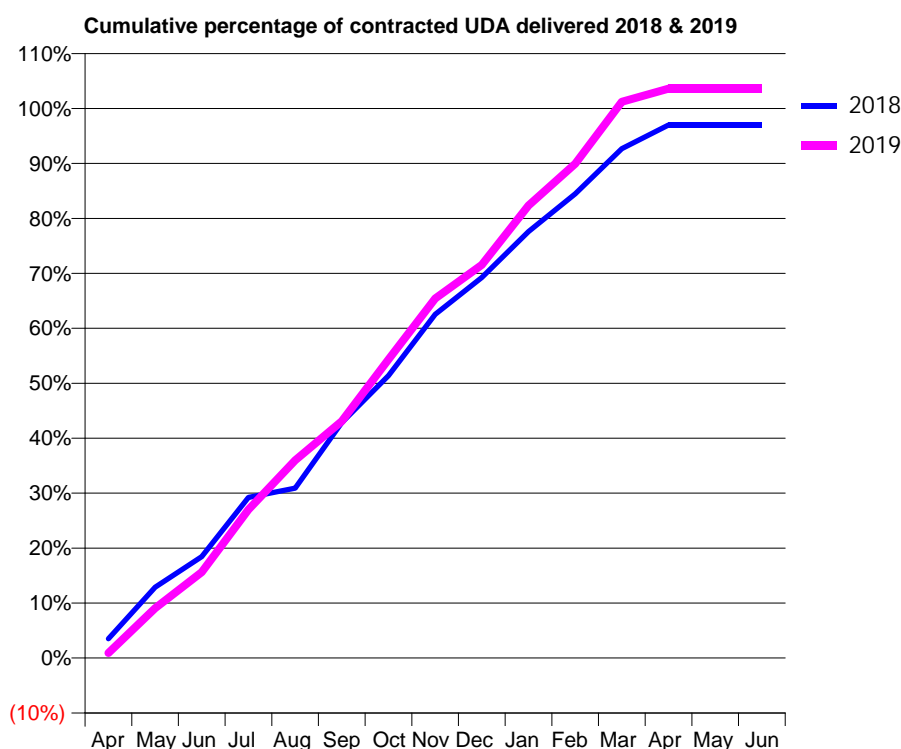
18/19 Contracted general activity (UDA)	1,500
Carry forward general activity (UDA)	71
18/19 Contracted orthodontic activity (UOA)	0
Carry forward orthodontic activity (UOA)	0
Baseline contract value	£38,765.32

### ACCESS\*

Patients seen in 24 months	Total	Change since previous quarter
Quarter ending March 2018	781	
Quarter ending June 2018	769	↓
Quarter ending September 2018	762	→
Quarter ending December 2018	771	→
Quarter ending March 2019	765	→
<b>Variance since March 2018</b>	<b>(2.0%)</b>	<b>↓</b>



### ACTIVITY



Adjusted Scheduled Activity (UDA)		
Month	2018	2019
April	53	14
May	193	136
June	277	234
July	439	405
August	464	540
September	642	646
October	771	815
November	938	981
December	1,039	1,073
January	1,164	1,235
February	1,267	1,349
March	1,390	1,518
April	1,455	1,554
May	1,455	1,554
June	1,455	1,554

### QUALITY

	Quantity	Base Number	Contract	LHB	Wales
% of FP17s for the same patient ID Re-attending within 3 months - Children	91	1,226	7.4%	7.7%	10.8%
% of FP17s for the same patient ID Re-attending within 3 months - Adults	0	0	N/A	13.1%	15.7%
% of FP17s for the same patient ID Re-attending between 3 & 9 months - Children	817	1,226	66.6%	59.0%	59.7%
% of FP17s for the same patient ID Re-attending between 3 & 9 months - Adults	0	0	N/A	53.8%	55.5%
% of FP17s for Band 1 Urgent Courses	40	1,209	3.3%	8.4%	9.0%
% of FP17s Relating to Free Repair or Replacements	0	1,209	0.0%	0.7%	0.7%
% of FP17s Relating to Continuations	0	1,209	0.0%	0.7%	0.7%
% of Patients satisfied with the dentistry they have received	3	3	N/A	92.6%	92.4%
% of Patients satisfied with the time they had to wait for an appointment	3	3	N/A	86.6%	87.1%

\* This is based on patients treated on this contract for their most recent course of treatment.

Figures in italics indicate the base number of FP17s or Patient Questionnaire responses are less than 100. N/A is shown where the base number of responses is less than 10 during the period. % is calculated as Quantity/Base number\*100

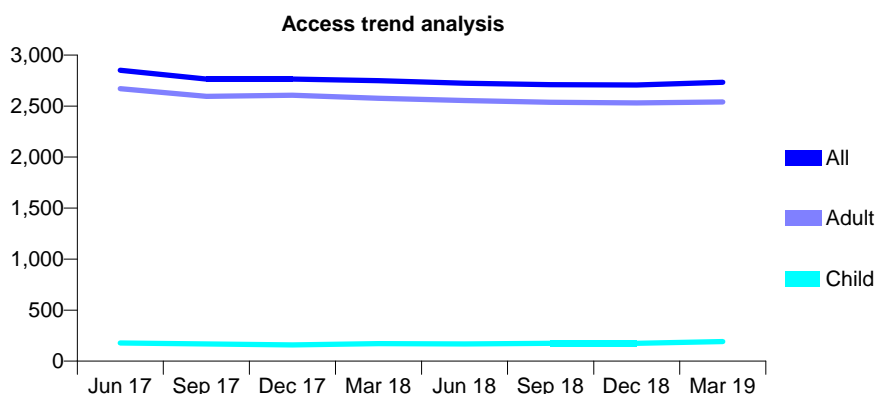
## 7A1 - Vital Signs At a Glance Contract Report for 978957/0001 - Year end March 2019

Name or company name	MRS YL HOPKINS
Contract type name	GDS Contract
Purpose of contract	General
Contract start date	01/02/2009
Contract end date	

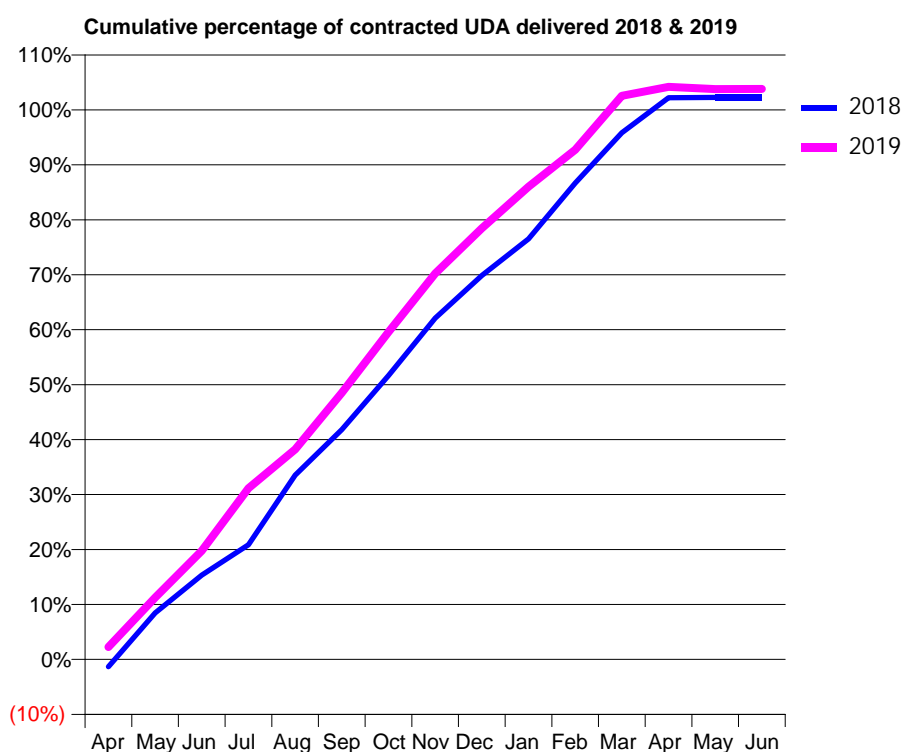
18/19 Contracted general activity (UDA)	6,158
Carry forward general activity (UDA)	-139
18/19 Contracted orthodontic activity (UOA)	0
Carry forward orthodontic activity (UOA)	0
Baseline contract value	£210,468.38

### ACCESS\*

Patients seen in 24 months	Total	Change since previous quarter
Quarter ending March 2018	2,748	
Quarter ending June 2018	2,723	→
Quarter ending September 2018	2,711	→
Quarter ending December 2018	2,706	→
Quarter ending March 2019	2,733	→
<b>Variance since March 2018</b>	<b>(0.5%)</b>	→



### ACTIVITY



Adjusted Scheduled Activity (UDA)		
Month	2018	2019
April	-83	139
May	521	693
June	945	1,217
July	1,285	1,918
August	2,066	2,355
September	2,573	2,987
October	3,180	3,668
November	3,824	4,324
December	4,302	4,830
January	4,713	5,297
February	5,336	5,711
March	5,900	6,314
April	6,294	6,416
May	6,297	6,391
June	6,297	6,392

### QUALITY

	Quantity	Base Number	Contract	LHB	Wales
% of FP17s for the same patient ID Re-attending within 3 months - Children	2	217	0.9%	7.7%	10.8%
% of FP17s for the same patient ID Re-attending within 3 months - Adults	296	3,019	9.8%	13.1%	15.7%
% of FP17s for the same patient ID Re-attending between 3 & 9 months - Children	46	217	21.2%	59.0%	59.7%
% of FP17s for the same patient ID Re-attending between 3 & 9 months - Adults	813	3,019	26.9%	53.8%	55.5%
% of FP17s for Band 1 Urgent Courses	398	3,067	13.0%	8.4%	9.0%
% of FP17s Relating to Free Repair or Replacements	19	3,067	0.6%	0.7%	0.7%
% of FP17s Relating to Continuations	7	3,067	0.2%	0.7%	0.7%
% of Patients satisfied with the dentistry they have received	4	4	N/A	92.6%	92.4%
% of Patients satisfied with the time they had to wait for an appointment	3	4	N/A	86.6%	87.1%

\* This is based on patients treated on this contract for their most recent course of treatment.

Figures in italics indicate the base number of FP17s or Patient Questionnaire responses are less than 100. N/A is shown where the base number of responses is less than 10 during the period. % is calculated as Quantity/Base number\*100



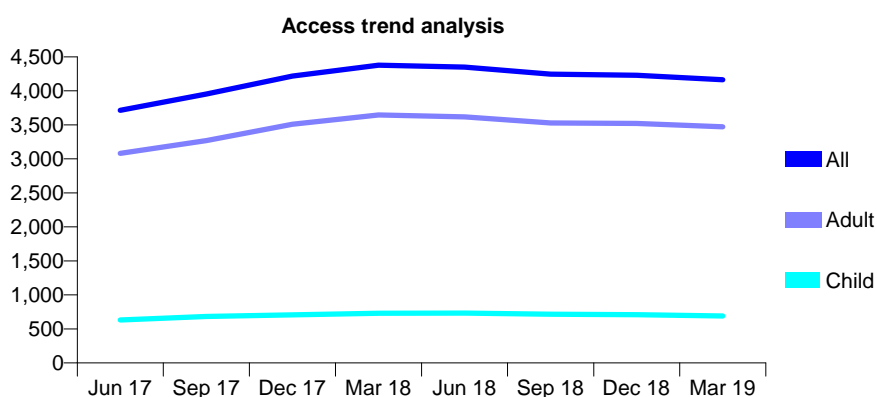
## 7A1 - Vital Signs At a Glance Contract Report for 995711/0001 - Year end March 2019

Name or company name	MR JM FERNANDO
Contract type name	GDS Contract
Purpose of contract	General
Contract start date	01/02/2016
Contract end date	

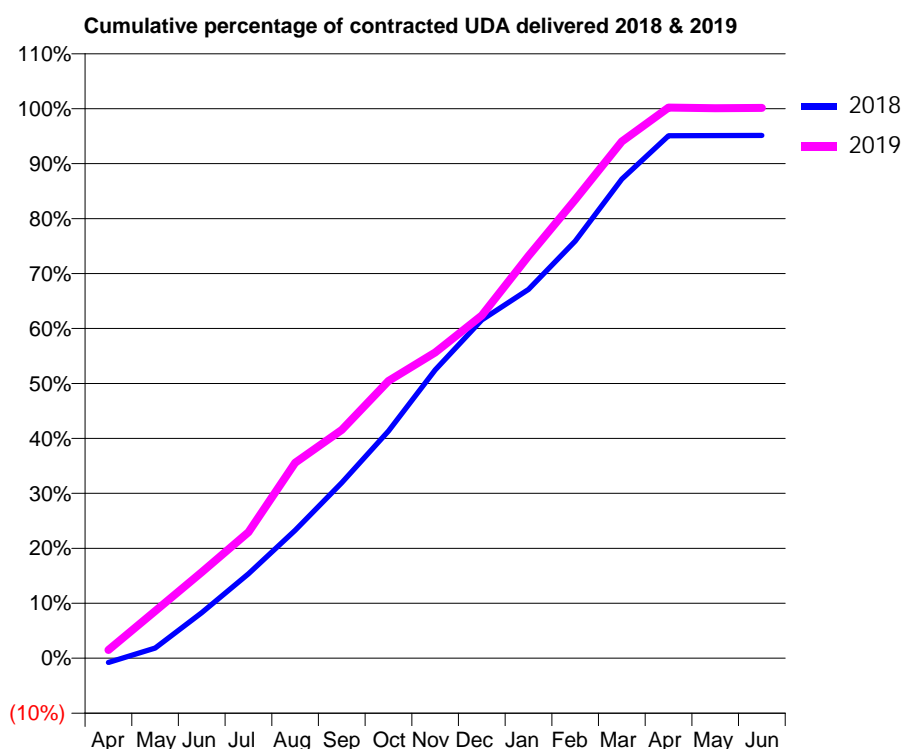
18/19 Contracted general activity (UDA)	12,426
Carry forward general activity (UDA)	0
18/19 Contracted orthodontic activity (UOA)	0
Carry forward orthodontic activity (UOA)	0
Baseline contract value	£250,844.65

### ACCESS\*

Patients seen in 24 months	Total	Change since previous quarter
Quarter ending March 2018	4,378	
Quarter ending June 2018	4,350	→
Quarter ending September 2018	4,246	↓
Quarter ending December 2018	4,229	→
Quarter ending March 2019	4,163	↓
<b>Variance since March 2018</b>	<b>(4.9%)</b>	<b>↓</b>



### ACTIVITY



Adjusted Scheduled Activity (UDA)		
Month	2018	2019
April	-114	188
May	271	1,065
June	1,215	1,947
July	2,256	2,852
August	3,414	4,420
September	4,685	5,160
October	6,065	6,271
November	7,694	6,913
December	9,027	7,747
January	9,841	9,095
February	11,132	10,369
March	12,787	11,684
April	13,943	12,449
May	13,947	12,438
June	13,954	12,442

### QUALITY

	Quantity	Base Number	Contract	LHB	Wales
% of FP17s for the same patient ID Re-attending within 3 months - Children	59	1,055	5.6%	7.7%	10.8%
% of FP17s for the same patient ID Re-attending within 3 months - Adults	557	5,017	11.1%	13.1%	15.7%
% of FP17s for the same patient ID Re-attending between 3 & 9 months - Children	655	1,055	62.1%	59.0%	59.7%
% of FP17s for the same patient ID Re-attending between 3 & 9 months - Adults	3,366	5,017	67.1%	53.8%	55.5%
% of FP17s for Band 1 Urgent Courses	344	5,959	5.8%	8.4%	9.0%
% of FP17s Relating to Free Repair or Replacements	32	5,959	0.5%	0.7%	0.7%
% of FP17s Relating to Continuations	74	5,959	1.2%	0.7%	0.7%
% of Patients satisfied with the dentistry they have received	12	12	100.0%	92.6%	92.4%
% of Patients satisfied with the time they had to wait for an appointment	11	12	91.7%	86.6%	87.1%

\* This is based on patients treated on this contract for their most recent course of treatment. Figures in italics indicate the base number of FP17s or Patient Questionnaire responses are less than 100. N/A is shown where the base number of responses is less than 10 during the period. % is calculated as Quantity/Base number\*100

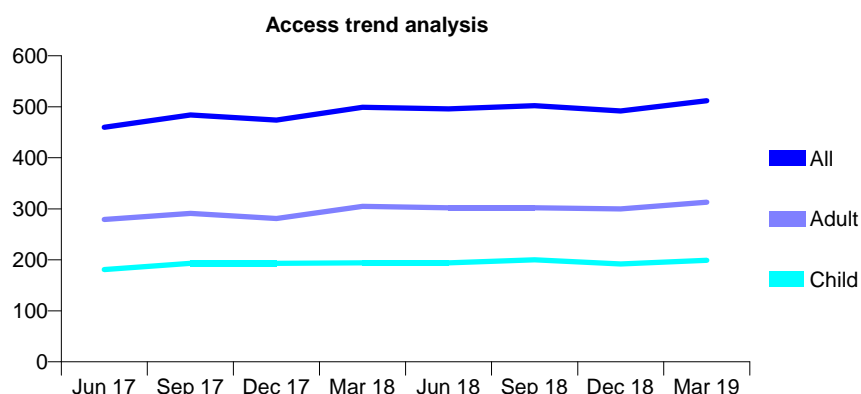
## 7A2 - Vital Signs At a Glance Contract Report for 100037/0000 - Year end March 2019

Name or company name	MISS RE MOSEY
Contract type name	GDS Contract
Purpose of contract	General
Contract start date	19/04/2016
Contract end date	

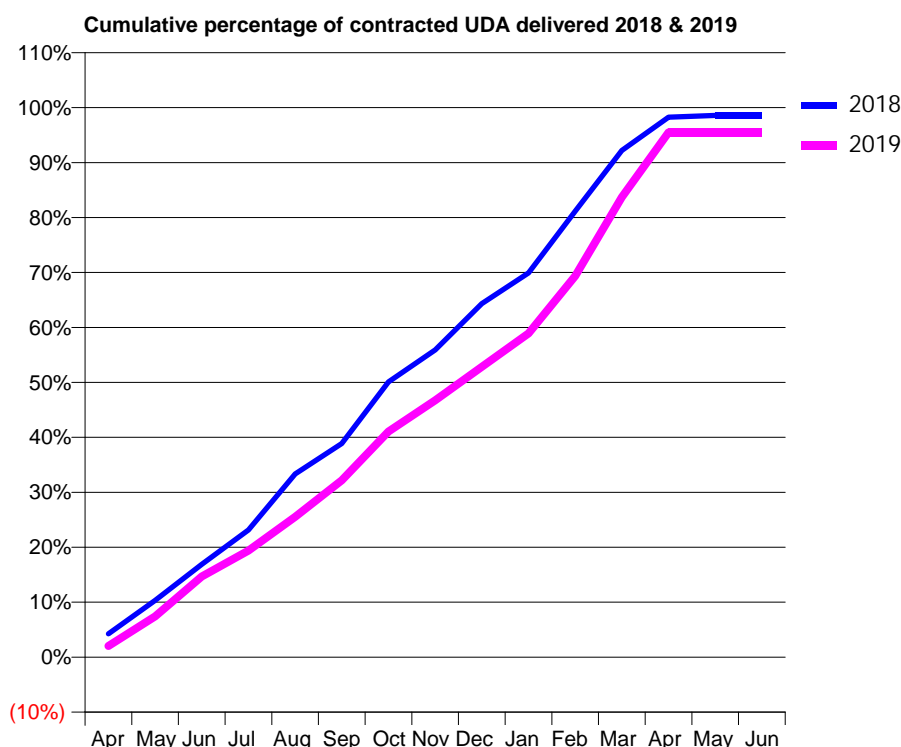
18/19 Contracted general activity (UDA)	1,304
Carry forward general activity (UDA)	19
18/19 Contracted orthodontic activity (UOA)	0
Carry forward orthodontic activity (UOA)	0
Baseline contract value	£37,534.88

### ACCESS\*

Patients seen in 24 months	Total	Change since previous quarter
Quarter ending March 2018	499	
Quarter ending June 2018	496	→
Quarter ending September 2018	502	→
Quarter ending December 2018	492	↓
Quarter ending March 2019	512	↑
<b>Variance since March 2018</b>	<b>2.6%</b>	<b>↑</b>



### ACTIVITY



Adjusted Scheduled Activity (UDA)		
Month	2018	2019
April	55	26
May	135	97
June	220	191
July	302	253
August	435	333
September	507	420
October	653	535
November	729	609
December	839	689
January	912	768
February	1,058	904
March	1,202	1,091
April	1,281	1,245
May	1,285	1,245
June	1,285	1,245

### QUALITY

	Quantity	Base Number	Contract	LHB	Wales
% of FP17s for the same patient ID Re-attending within 3 months - Children	20	349	5.7%	8.2%	10.8%
% of FP17s for the same patient ID Re-attending within 3 months - Adults	35	449	7.8%	11.9%	15.7%
% of FP17s for the same patient ID Re-attending between 3 & 9 months - Children	241	349	69.1%	56.0%	59.7%
% of FP17s for the same patient ID Re-attending between 3 & 9 months - Adults	294	449	65.5%	51.2%	55.5%
% of FP17s for Band 1 Urgent Courses	45	834	5.4%	8.1%	9.0%
% of FP17s Relating to Free Repair or Replacements	1	834	0.1%	0.5%	0.7%
% of FP17s Relating to Continuations	3	834	0.4%	0.8%	0.7%
% of Patients satisfied with the dentistry they have received	2	2	N/A	90.7%	92.4%
% of Patients satisfied with the time they had to wait for an appointment	2	2	N/A	84.8%	87.1%

\* This is based on patients treated on this contract for their most recent course of treatment.  
 Figures in italics indicate the base number of FP17s or Patient Questionnaire responses are less than 100. N/A is shown where the base number of responses is less than 10 during the period. % is calculated as Quantity/Base number\*100

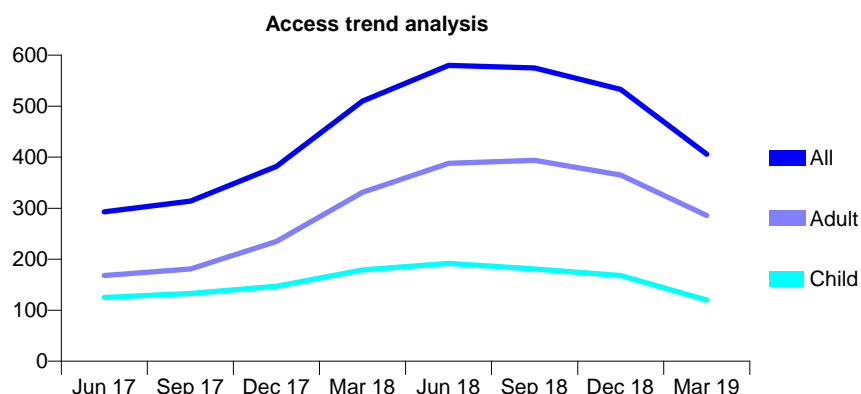
## 7A2 - Vital Signs At a Glance Contract Report for 100123/0000 - Year end March 2019

Name or company name	A Llewellyn
Contract type name	Pilot Contract
Purpose of contract	General
Contract start date	01/04/2016
Contract end date	

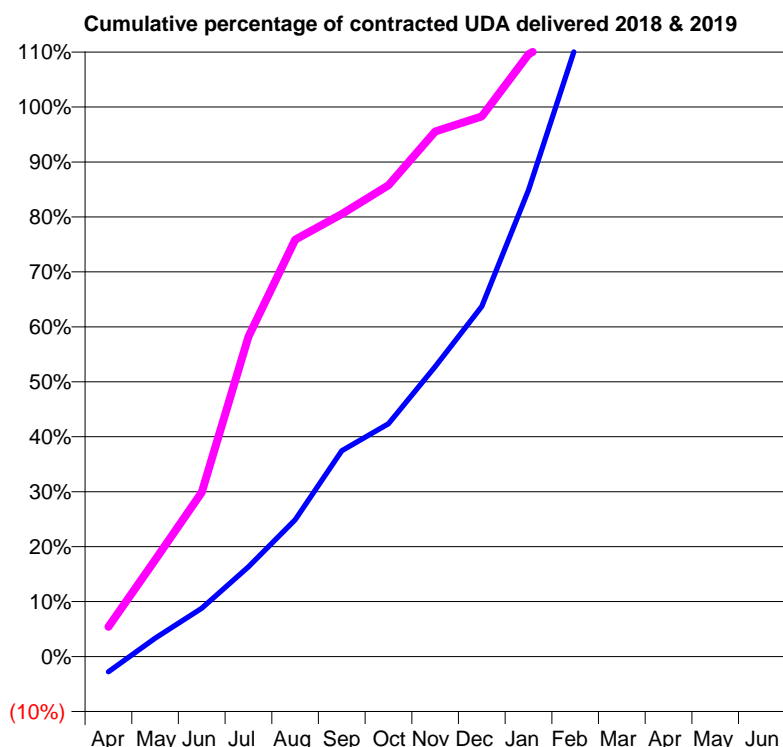
18/19 Contracted general activity (UDA)	1,094
Carry forward general activity (UDA)	-33
18/19 Contracted orthodontic activity (UOA)	0
Carry forward orthodontic activity (UOA)	0
Baseline contract value	£28,098.84

### ACCESS\*

Patients seen in 24 months	Total	Change since previous quarter
Quarter ending March 2018	510	
Quarter ending June 2018	580	↑
Quarter ending September 2018	575	→
Quarter ending December 2018	533	↓
Quarter ending March 2019	406	↓
<b>Variance since March 2018</b>	<b>(20.4%)</b>	<b>↓</b>



### ACTIVITY



Adjusted Scheduled Activity (UDA)		
Month	2018	2019
April	-29	59
May	35	192
June	92	327
July	171	637
August	260	830
September	391	881
October	443	938
November	551	1,045
December	666	1,075
January	887	1,199
February	1,157	1,251
March	1,333	1,413
April	1,395	1,470
May	1,398	1,470
June	1,398	1,470

### QUALITY

	Quantity	Base Number	Contract	LHB	Wales
% of FP17s for the same patient ID Re-attending within 3 months - Children	17	239	7.1%	8.2%	10.8%
% of FP17s for the same patient ID Re-attending within 3 months - Adults	42	455	9.2%	11.9%	15.7%
% of FP17s for the same patient ID Re-attending between 3 & 9 months - Children	123	239	51.5%	56.0%	59.7%
% of FP17s for the same patient ID Re-attending between 3 & 9 months - Adults	202	455	44.4%	51.2%	55.5%
% of FP17s for Band 1 Urgent Courses	48	674	7.1%	8.1%	9.0%
% of FP17s Relating to Free Repair or Replacements	8	674	1.2%	0.5%	0.7%
% of FP17s Relating to Continuations	2	674	0.3%	0.8%	0.7%
% of Patients satisfied with the dentistry they have received	2	3	N/A	90.7%	92.4%
% of Patients satisfied with the time they had to wait for an appointment	2	3	N/A	84.8%	87.1%

\* This is based on patients treated on this contract for their most recent course of treatment.

Figures in italics indicate the base number of FP17s or Patient Questionnaire responses are less than 100. N/A is shown where the base number of responses is less than 10 during the period. % is calculated as Quantity/Base number\*100

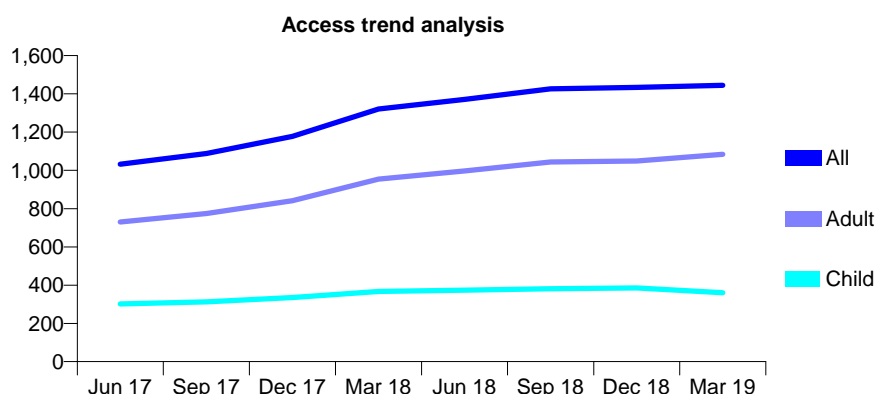
## 7A2 - Vital Signs At a Glance Contract Report for 100124/0000 - Year end March 2019

Name or company name	A Llewellyn
Contract type name	Pilot Contract
Purpose of contract	General
Contract start date	01/04/2016
Contract end date	

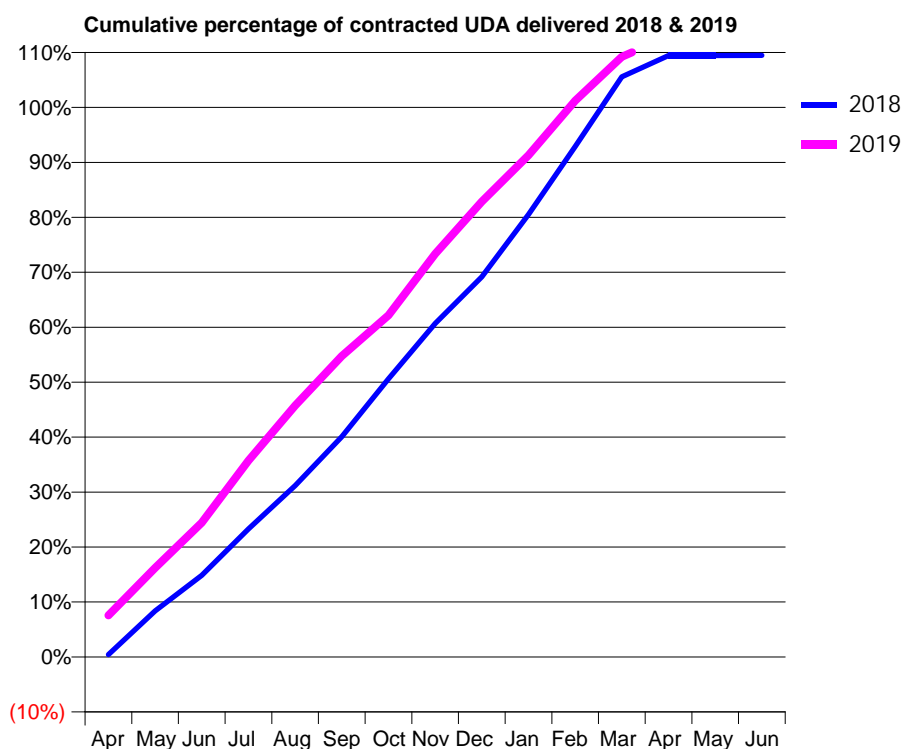
18/19 Contracted general activity (UDA)	3,706
Carry forward general activity (UDA)	-47
18/19 Contracted orthodontic activity (UOA)	0
Carry forward orthodontic activity (UOA)	0
Baseline contract value	£97,050.16

### ACCESS\*

Patients seen in 24 months	Total	Change since previous quarter
Quarter ending March 2018	1,321	
Quarter ending June 2018	1,371	↑
Quarter ending September 2018	1,426	↑
Quarter ending December 2018	1,434	→
Quarter ending March 2019	1,445	→
<b>Variance since March 2018</b>	<b>9.4%</b>	<b>↑</b>



### ACTIVITY



Adjusted Scheduled Activity (UDA)		
Month	2018	2019
April	16	280
May	298	601
June	526	905
July	826	1,325
August	1,106	1,696
September	1,421	2,029
October	1,794	2,303
November	2,151	2,718
December	2,452	3,070
January	2,854	3,384
February	3,294	3,752
March	3,743	4,046
April	3,880	4,185
May	3,880	4,188
June	3,881	4,188

### QUALITY

	Quantity	Base Number	Contract	LHB	Wales
% of FP17s for the same patient ID Re-attending within 3 months - Children	27	651	4.1%	8.2%	10.8%
% of FP17s for the same patient ID Re-attending within 3 months - Adults	197	1,626	12.1%	11.9%	15.7%
% of FP17s for the same patient ID Re-attending between 3 & 9 months - Children	453	651	69.6%	56.0%	59.7%
% of FP17s for the same patient ID Re-attending between 3 & 9 months - Adults	952	1,626	58.5%	51.2%	55.5%
% of FP17s for Band 1 Urgent Courses	284	2,272	12.5%	8.1%	9.0%
% of FP17s Relating to Free Repair or Replacements	8	2,272	0.4%	0.5%	0.7%
% of FP17s Relating to Continuations	12	2,272	0.5%	0.8%	0.7%
% of Patients satisfied with the dentistry they have received	3	4	N/A	90.7%	92.4%
% of Patients satisfied with the time they had to wait for an appointment	3	4	N/A	84.8%	87.1%

\* This is based on patients treated on this contract for their most recent course of treatment.

Figures in italics indicate the base number of FP17s or Patient Questionnaire responses are less than 100. N/A is shown where the base number of responses is less than 10 during the period. % is calculated as Quantity/Base number\*100

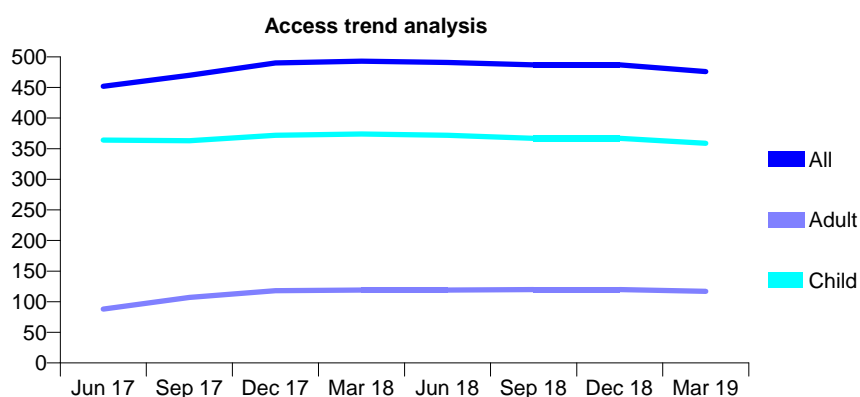
## 7A2 - Vital Signs At a Glance Contract Report for 100145/0000 - Year end March 2019

Name or company name	Capel Dental
Contract type name	GDS Contract
Purpose of contract	General
Contract start date	01/05/2016
Contract end date	

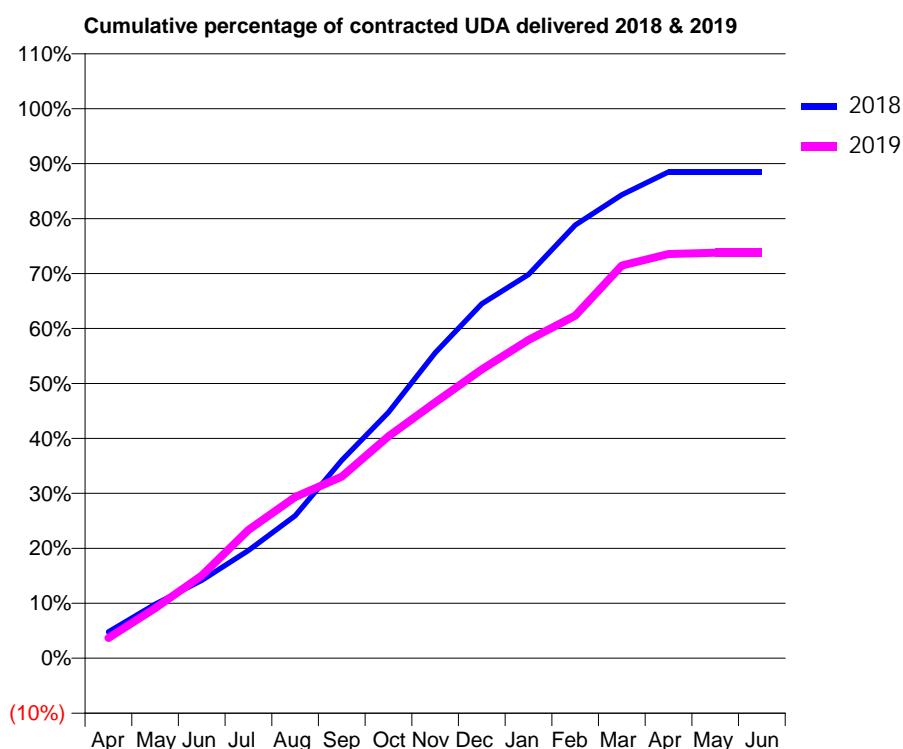
18/19 Contracted general activity (UDA)	1,250
Carry forward general activity (UDA)	0
18/19 Contracted orthodontic activity (UOA)	0
Carry forward orthodontic activity (UOA)	0
Baseline contract value	£30,033.56

### ACCESS\*

Patients seen in 24 months	Total	Change since previous quarter
Quarter ending March 2018	493	
Quarter ending June 2018	491	→
Quarter ending September 2018	487	→
Quarter ending December 2018	487	→
Quarter ending March 2019	476	↓
<b>Variance since March 2018</b>	<b>(3.4%)</b>	<b>↓</b>



### ACTIVITY



Adjusted Scheduled Activity (UDA)		
Month	2018	2019
April	60	46
May	123	114
June	177	188
July	245	292
August	324	367
September	450	413
October	559	505
November	695	582
December	806	657
January	873	724
February	985	779
March	1,054	893
April	1,106	919
May	1,106	922
June	1,106	922

### QUALITY

	Quantity	Base Number	Contract	LHB	Wales
% of FP17s for the same patient ID Re-attending within 3 months - Children	26	586	4.4%	8.2%	10.8%
% of FP17s for the same patient ID Re-attending within 3 months - Adults	3	61	4.9%	11.9%	15.7%
% of FP17s for the same patient ID Re-attending between 3 & 9 months - Children	409	586	69.8%	56.0%	59.7%
% of FP17s for the same patient ID Re-attending between 3 & 9 months - Adults	21	61	34.4%	51.2%	55.5%
% of FP17s for Band 1 Urgent Courses	2	642	0.3%	8.1%	9.0%
% of FP17s Relating to Free Repair or Replacements	0	642	0.0%	0.5%	0.7%
% of FP17s Relating to Continuations	16	642	2.5%	0.8%	0.7%
% of Patients satisfied with the dentistry they have received	0	0	N/A	90.7%	92.4%
% of Patients satisfied with the time they had to wait for an appointment	0	0	N/A	84.8%	87.1%

\* This is based on patients treated on this contract for their most recent course of treatment. Figures in italics indicate the base number of FP17s or Patient Questionnaire responses are less than 100. N/A is shown where the base number of responses is less than 10 during the period. % is calculated as Quantity/Base number\*100

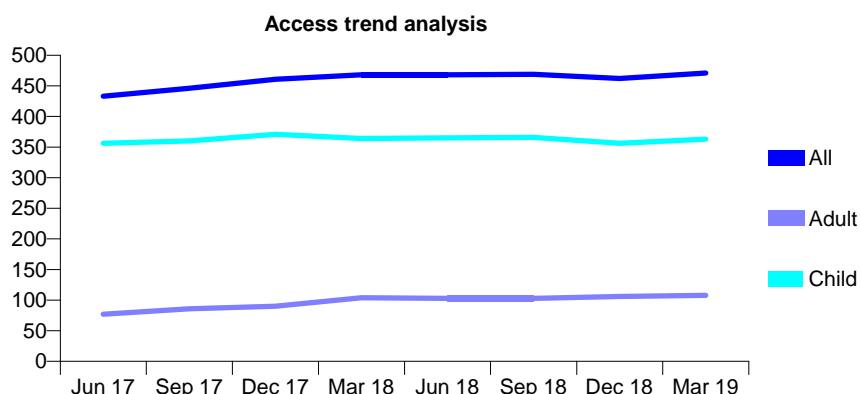
## 7A2 - Vital Signs At a Glance Contract Report for 100146/0000 - Year end March 2019

Name or company name	Capel Dental
Contract type name	GDS Contract
Purpose of contract	General
Contract start date	01/05/2016
Contract end date	

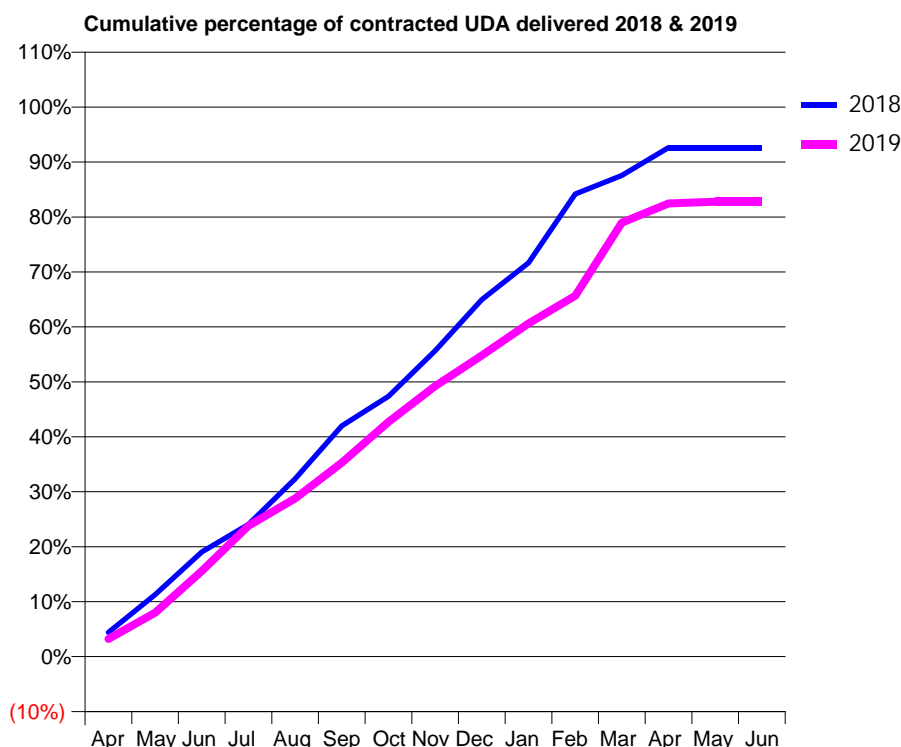
18/19 Contracted general activity (UDA)	1,150
Carry forward general activity (UDA)	0
18/19 Contracted orthodontic activity (UOA)	0
Carry forward orthodontic activity (UOA)	0
Baseline contract value	£27,775.55

### ACCESS\*

Patients seen in 24 months	Total	Change since previous quarter
Quarter ending March 2018	468	
Quarter ending June 2018	468	→
Quarter ending September 2018	469	→
Quarter ending December 2018	462	↓
Quarter ending March 2019	471	→
<b>Variance since March 2018</b>	<b>0.6%</b>	<b>→</b>



### ACTIVITY



Adjusted Scheduled Activity (UDA)		
Month	2018	2019
April	51	37
May	130	92
June	219	179
July	277	274
August	372	331
September	483	406
October	545	491
November	640	566
December	747	630
January	824	697
February	968	755
March	1,007	908
April	1,065	948
May	1,065	952
June	1,065	952

### QUALITY

	Quantity	Base Number	Contract	LHB	Wales
% of FP17s for the same patient ID Re-attending within 3 months - Children	18	599	3.0%	8.2%	10.8%
% of FP17s for the same patient ID Re-attending within 3 months - Adults	3	70	4.3%	11.9%	15.7%
% of FP17s for the same patient ID Re-attending between 3 & 9 months - Children	411	599	68.6%	56.0%	59.7%
% of FP17s for the same patient ID Re-attending between 3 & 9 months - Adults	29	70	41.4%	51.2%	55.5%
% of FP17s for Band 1 Urgent Courses	0	650	0.0%	8.1%	9.0%
% of FP17s Relating to Free Repair or Replacements	0	650	0.0%	0.5%	0.7%
% of FP17s Relating to Continuations	8	650	1.2%	0.8%	0.7%
% of Patients satisfied with the dentistry they have received	1	2	N/A	90.7%	92.4%
% of Patients satisfied with the time they had to wait for an appointment	1	2	N/A	84.8%	87.1%

\* This is based on patients treated on this contract for their most recent course of treatment.  
 Figures in *italics* indicate the base number of FP17s or Patient Questionnaire responses are less than 100. N/A is shown where the base number of responses is less than 10 during the period. % is calculated as Quantity/Base number\*100

## 7A2 - Vital Signs At a Glance Contract Report for 100562/0000 - Year end March 2019

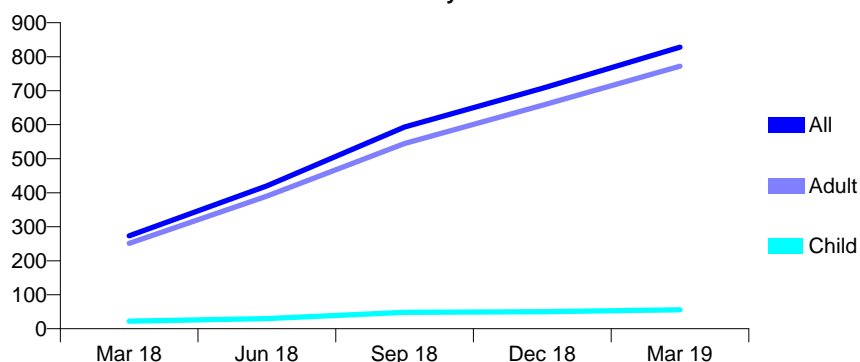
Name or company name	MR JR HAYDEN
Contract type name	PDS Contract
Purpose of contract	General
Contract start date	01/11/2017
Contract end date	31/03/2019

18/19 Contracted general activity (UDA)	1,732
Carry forward general activity (UDA)	0
18/19 Contracted orthodontic activity (UOA)	0
Carry forward orthodontic activity (UOA)	0
Baseline contract value	£57,997.62

### ACCESS\*

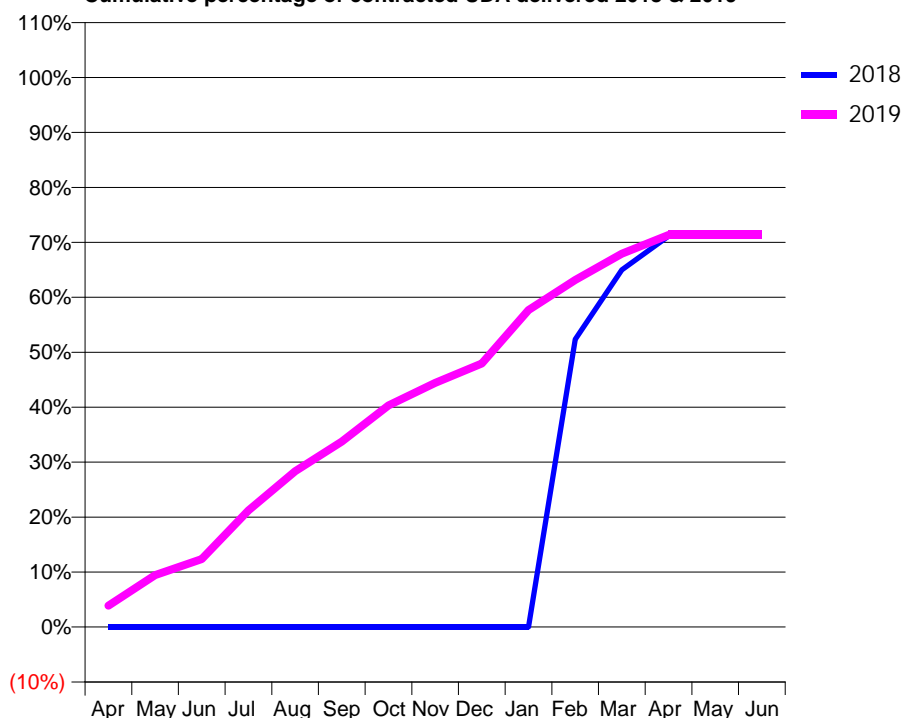
Patients seen in 24 months	Total	Change since previous quarter
Quarter ending March 2018	273	
Quarter ending June 2018	420	↑
Quarter ending September 2018	593	↑
Quarter ending December 2018	707	↑
Quarter ending March 2019	828	↑
<b>Variance since March 2018</b>	<b>203.3%</b>	<b>↑</b>

### Access trend analysis



### ACTIVITY

#### Cumulative percentage of contracted UDA delivered 2018 & 2019



#### Adjusted Scheduled Activity (UDA)

Month	2018	2019
April	0	68
May	0	164
June	0	214
July	0	368
August	0	491
September	0	585
October	0	698
November	0	769
December	0	830
January	0	999
February	378	1,094
March	469	1,177
April	514	1,235
May	514	1,235
June	514	1,235

### QUALITY

	Quantity	Base Number	Contract	LHB	Wales
% of FP17s for the same patient ID Re-attending within 3 months - Children	3	81	3.7%	8.2%	10.8%
% of FP17s for the same patient ID Re-attending within 3 months - Adults	51	925	5.5%	11.9%	15.7%
% of FP17s for the same patient ID Re-attending between 3 & 9 months - Children	2	81	2.5%	56.0%	59.7%
% of FP17s for the same patient ID Re-attending between 3 & 9 months - Adults	33	925	3.6%	51.2%	55.5%
% of FP17s for Band 1 Urgent Courses	1,012	1,018	99.4%	8.1%	9.0%
% of FP17s Relating to Free Repair or Replacements	0	1,018	0.0%	0.5%	0.7%
% of FP17s Relating to Continuations	0	1,018	0.0%	0.8%	0.7%
% of Patients satisfied with the dentistry they have received	1	1	N/A	90.7%	92.4%
% of Patients satisfied with the time they had to wait for an appointment	0	1	N/A	84.8%	87.1%

\* This is based on patients treated on this contract for their most recent course of treatment.

Figures in italics indicate the base number of FP17s or Patient Questionnaire responses are less than 100. N/A is shown where the base number of responses is less than 10 during the period. % is calculated as Quantity/Base number\*100



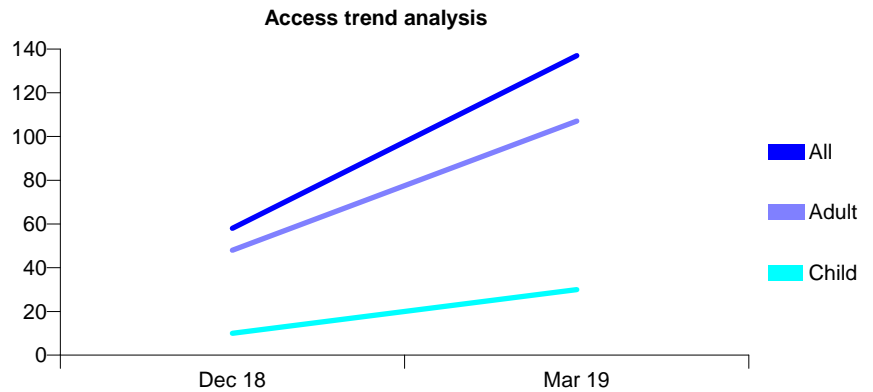
## 7A2 - Vital Signs At a Glance Contract Report for 100713/0000 - Year end March 2019

Name or company name	Penclawdd Dental Practice
Contract type name	PDS Contract
Purpose of contract	General
Contract start date	01/04/2018
Contract end date	31/05/2023

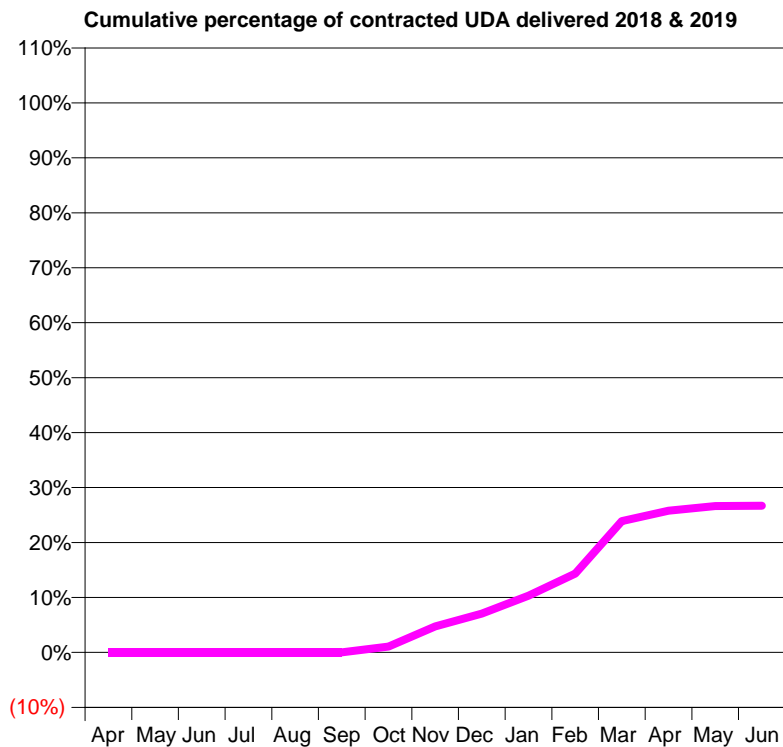
18/19 Contracted general activity (UDA)	1,812
Carry forward general activity (UDA)	0
18/19 Contracted orthodontic activity (UOA)	0
Carry forward orthodontic activity (UOA)	0
Baseline contract value	£41,938.73

### ACCESS\*

Patients seen in 24 months	Total	Change since previous quarter
Quarter ending March 2018	0	
Quarter ending June 2018	0	
Quarter ending September 2018	0	
Quarter ending December 2018	58	↑
Quarter ending March 2019	137	↑
Variance since March 2018	N/A	



### ACTIVITY



Adjusted Scheduled Activity (UDA)		
Month	2018	2019
April	0	0
May	0	0
June	0	0
July	0	0
August	0	0
September	0	0
October	0	19
November	0	86
December	0	128
January	0	187
February	0	260
March	0	433
April	0	467
May	0	482
June	0	483

### QUALITY

	Quantity	Base Number	Contract	LHB	Wales
% of FP17s for the same patient ID Re-attending within 3 months - Children	0	35	0.0%	8.2%	10.8%
% of FP17s for the same patient ID Re-attending within 3 months - Adults	0	111	0.0%	11.9%	15.7%
% of FP17s for the same patient ID Re-attending between 3 & 9 months - Children	1	35	2.9%	56.0%	59.7%
% of FP17s for the same patient ID Re-attending between 3 & 9 months - Adults	6	111	5.4%	51.2%	55.5%
% of FP17s for Band 1 Urgent Courses	12	174	6.9%	8.1%	9.0%
% of FP17s Relating to Free Repair or Replacements	0	174	0.0%	0.5%	0.7%
% of FP17s Relating to Continuations	0	174	0.0%	0.8%	0.7%
% of Patients satisfied with the dentistry they have received	1	1	N/A	90.7%	92.4%
% of Patients satisfied with the time they had to wait for an appointment	1	1	N/A	84.8%	87.1%

\* This is based on patients treated on this contract for their most recent course of treatment. Figures in italics indicate the base number of FP17s or Patient Questionnaire responses are less than 100. N/A is shown where the base number of responses is less than 10 during the period. % is calculated as Quantity/Base number\*100

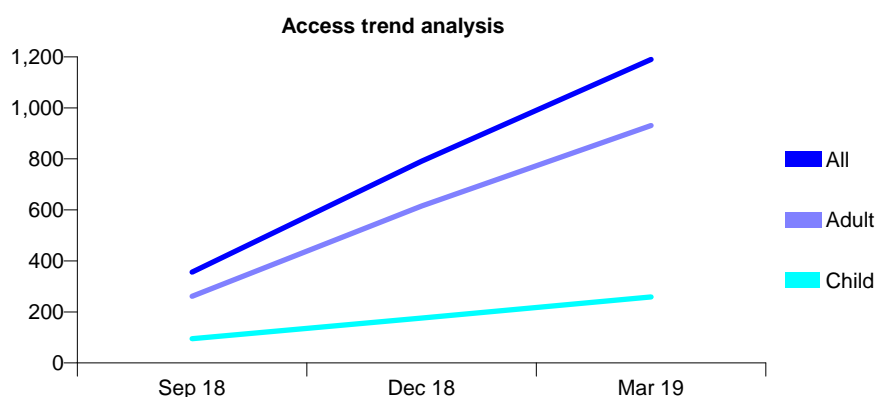
## 7A2 - Vital Signs At a Glance Contract Report for 100719/0000 - Year end March 2019

Name or company name	Brynteg Tenby
Contract type name	PDS Contract
Purpose of contract	General
Contract start date	01/06/2018
Contract end date	31/05/2023

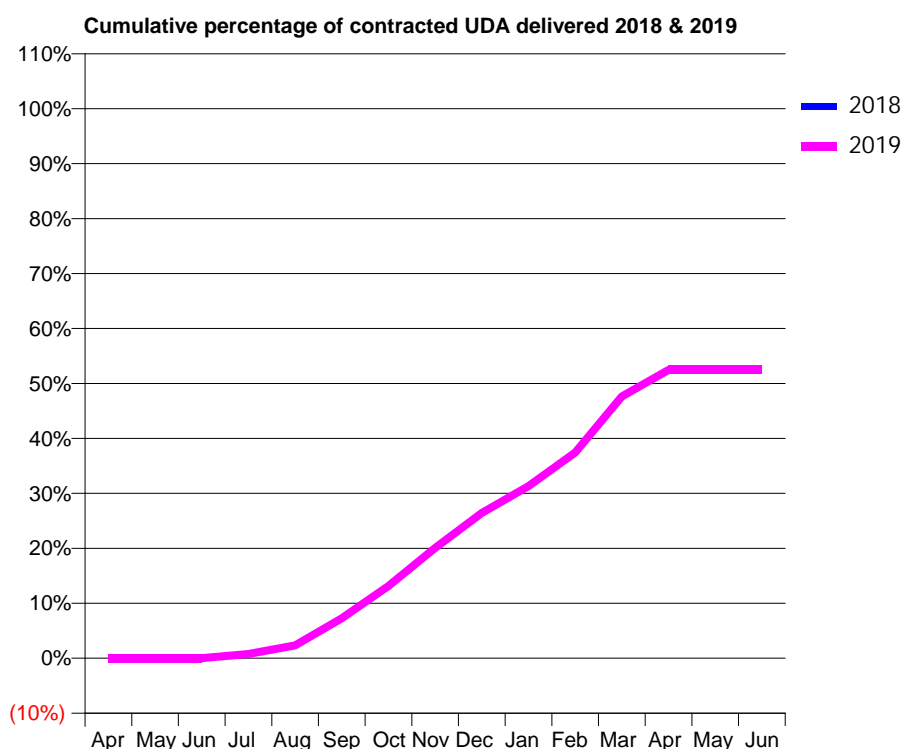
18/19 Contracted general activity (UDA)	6,914
Carry forward general activity (UDA)	0
18/19 Contracted orthodontic activity (UOA)	0
Carry forward orthodontic activity (UOA)	0
Baseline contract value	£184,747.92

### ACCESS\*

Patients seen in 24 months	Total	Change since previous quarter
Quarter ending March 2018	0	
Quarter ending June 2018	0	
Quarter ending September 2018	356	↑
Quarter ending December 2018	791	↑
Quarter ending March 2019	1,190	↑
Variance since March 2018	N/A	



### ACTIVITY



Adjusted Scheduled Activity (UDA)		
Month	2018	2019
April	0	0
May	0	0
June	0	0
July	0	52
August	0	161
September	0	502
October	0	908
November	0	1,389
December	0	1,828
January	0	2,165
February	0	2,589
March	0	3,292
April	0	3,629
May	0	3,629
June	0	3,629

### QUALITY

	Quantity	Base Number	Contract	LHB	Wales
% of FP17s for the same patient ID Re-attending within 3 months - Children	26	340	7.6%	8.2%	10.8%
% of FP17s for the same patient ID Re-attending within 3 months - Adults	89	1,160	7.7%	11.9%	15.7%
% of FP17s for the same patient ID Re-attending between 3 & 9 months - Children	54	340	15.9%	56.0%	59.7%
% of FP17s for the same patient ID Re-attending between 3 & 9 months - Adults	182	1,160	15.7%	51.2%	55.5%
% of FP17s for Band 1 Urgent Courses	53	1,668	3.2%	8.1%	9.0%
% of FP17s Relating to Free Repair or Replacements	7	1,668	0.4%	0.5%	0.7%
% of FP17s Relating to Continuations	15	1,668	0.9%	0.8%	0.7%
% of Patients satisfied with the dentistry they have received	1	1	N/A	90.7%	92.4%
% of Patients satisfied with the time they had to wait for an appointment	1	1	N/A	84.8%	87.1%

\* This is based on patients treated on this contract for their most recent course of treatment. Figures in italics indicate the base number of FP17s or Patient Questionnaire responses are less than 100. N/A is shown where the base number of responses is less than 10 during the period. % is calculated as Quantity/Base number\*100

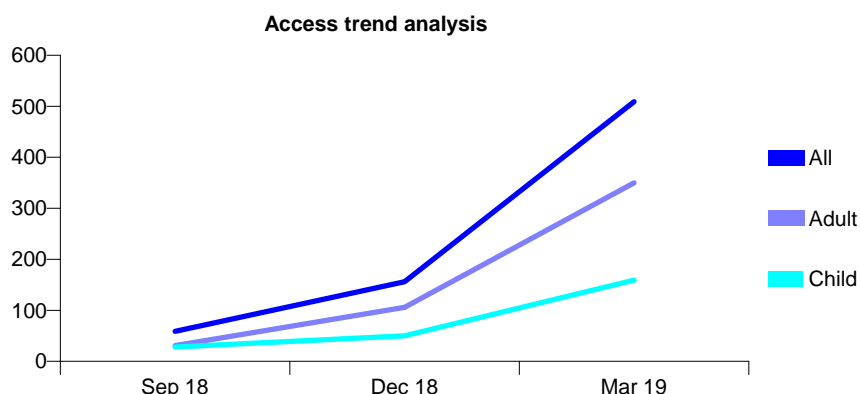
## 7A2 - Vital Signs At a Glance Contract Report for 100732/0000 - Year end March 2019

Name or company name	A Llewellyn
Contract type name	Pilot Contract
Purpose of contract	General
Contract start date	01/06/2018
Contract end date	31/05/2023

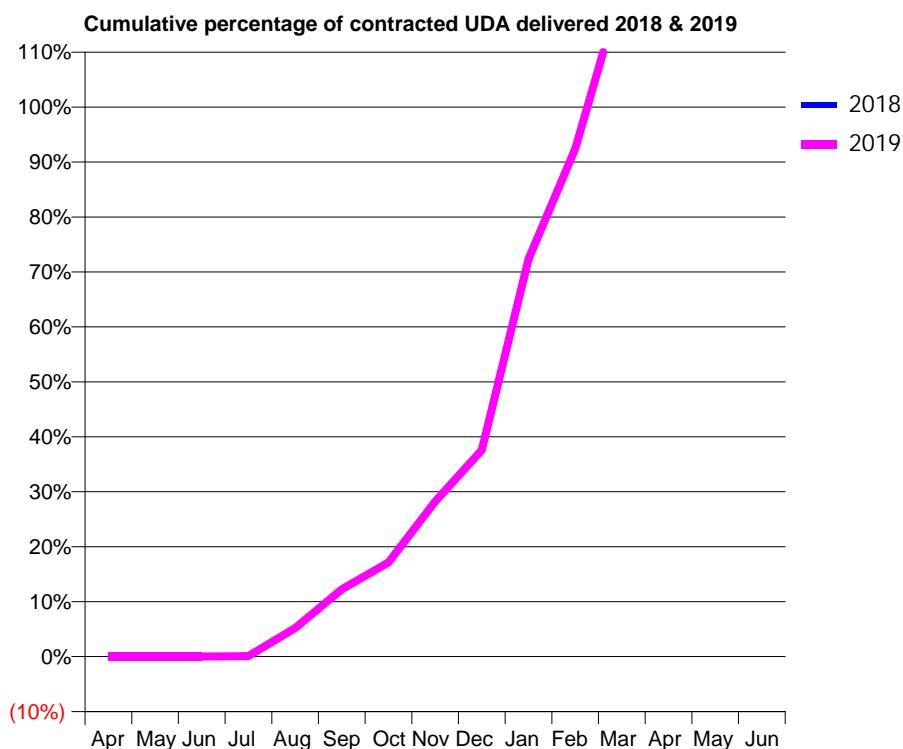
18/19 Contracted general activity (UDA)	963
Carry forward general activity (UDA)	0
18/19 Contracted orthodontic activity (UOA)	0
Carry forward orthodontic activity (UOA)	0
Baseline contract value	£34,879.72

### ACCESS\*

Patients seen in 24 months	Total	Change since previous quarter
Quarter ending March 2018	0	
Quarter ending June 2018	0	
Quarter ending September 2018	59	↑
Quarter ending December 2018	156	↑
Quarter ending March 2019	509	↑
Variance since March 2018	N/A	



### ACTIVITY



Adjusted Scheduled Activity (UDA)		
Month	2018	2019
April	0	0
May	0	0
June	0	0
July	0	1
August	0	50
September	0	118
October	0	165
November	0	272
December	0	362
January	0	697
February	0	890
March	0	1,171
April	0	1,454
May	0	1,454
June	0	1,454

### QUALITY

	Quantity	Base Number	Contract	LHB	Wales
% of FP17s for the same patient ID Re-attending within 3 months - Children	5	165	3.0%	8.2%	10.8%
% of FP17s for the same patient ID Re-attending within 3 months - Adults	12	344	3.5%	11.9%	15.7%
% of FP17s for the same patient ID Re-attending between 3 & 9 months - Children	9	165	5.5%	56.0%	59.7%
% of FP17s for the same patient ID Re-attending between 3 & 9 months - Adults	16	344	4.7%	51.2%	55.5%
% of FP17s for Band 1 Urgent Courses	50	625	8.0%	8.1%	9.0%
% of FP17s Relating to Free Repair or Replacements	5	625	0.8%	0.5%	0.7%
% of FP17s Relating to Continuations	1	625	0.2%	0.8%	0.7%
% of Patients satisfied with the dentistry they have received	8	8	N/A	90.7%	92.4%
% of Patients satisfied with the time they had to wait for an appointment	8	8	N/A	84.8%	87.1%

\* This is based on patients treated on this contract for their most recent course of treatment.  
 Figures in *italics* indicate the base number of FP17s or Patient Questionnaire responses are less than 100. N/A is shown where the base number of responses is less than 10 during the period. % is calculated as Quantity/Base number\*100

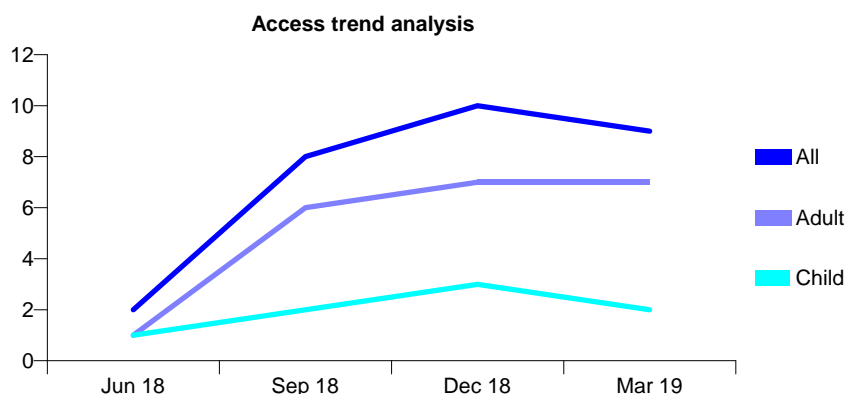
## 7A2 - Vital Signs At a Glance Contract Report for 100733/0000 - Year end March 2019

Name or company name	MR AJ BEAZLEY
Contract type name	PDS Contract
Purpose of contract	General
Contract start date	01/06/2018
Contract end date	31/05/2023

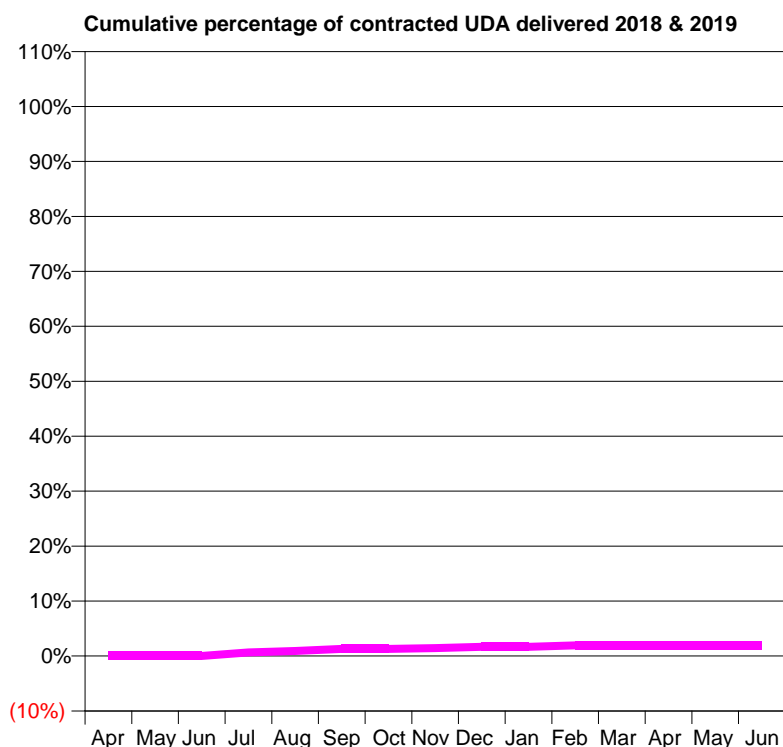
18/19 Contracted general activity (UDA)	781
Carry forward general activity (UDA)	0
18/19 Contracted orthodontic activity (UOA)	0
Carry forward orthodontic activity (UOA)	0
Baseline contract value	£26,681.88

### ACCESS\*

Patients seen in 24 months	Total	Change since previous quarter
Quarter ending March 2018	0	
Quarter ending June 2018	2	↑
Quarter ending September 2018	8	↑
Quarter ending December 2018	10	↑
Quarter ending March 2019	9	↓
Variance since March 2018	N/A	



### ACTIVITY



Adjusted Scheduled Activity (UDA)		
Month	2018	2019
April	0	0
May	0	0
June	0	0
July	0	5
August	0	7
September	0	10
October	0	10
November	0	11
December	0	13
January	0	13
February	0	15
March	0	15
April	0	15
May	0	15
June	0	15

### QUALITY

	Quantity	Base Number	Contract	LHB	Wales
% of FP17s for the same patient ID Re-attending within 3 months - Children	0	4	0.0%	8.2%	10.8%
% of FP17s for the same patient ID Re-attending within 3 months - Adults	0	9	0.0%	11.9%	15.7%
% of FP17s for the same patient ID Re-attending between 3 & 9 months - Children	0	4	0.0%	56.0%	59.7%
% of FP17s for the same patient ID Re-attending between 3 & 9 months - Adults	0	9	0.0%	51.2%	55.5%
% of FP17s for Band 1 Urgent Courses	1	13	7.7%	8.1%	9.0%
% of FP17s Relating to Free Repair or Replacements	0	13	0.0%	0.5%	0.7%
% of FP17s Relating to Continuations	0	13	0.0%	0.8%	0.7%
% of Patients satisfied with the dentistry they have received	0	0	N/A	90.7%	92.4%
% of Patients satisfied with the time they had to wait for an appointment	0	0	N/A	84.8%	87.1%

\* This is based on patients treated on this contract for their most recent course of treatment.

Figures in italics indicate the base number of FP17s or Patient Questionnaire responses are less than 100. N/A is shown where the base number of responses is less than 10 during the period. % is calculated as Quantity/Base number\*100

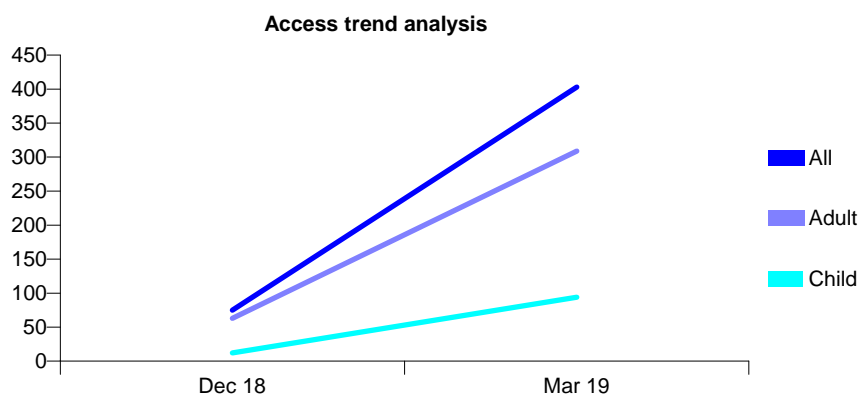
## 7A2 - Vital Signs At a Glance Contract Report for 100737/0000 - Year end March 2019

Name or company name	MR JR HAYDEN
Contract type name	Pilot Contract
Purpose of contract	General
Contract start date	01/06/2018
Contract end date	31/05/2023

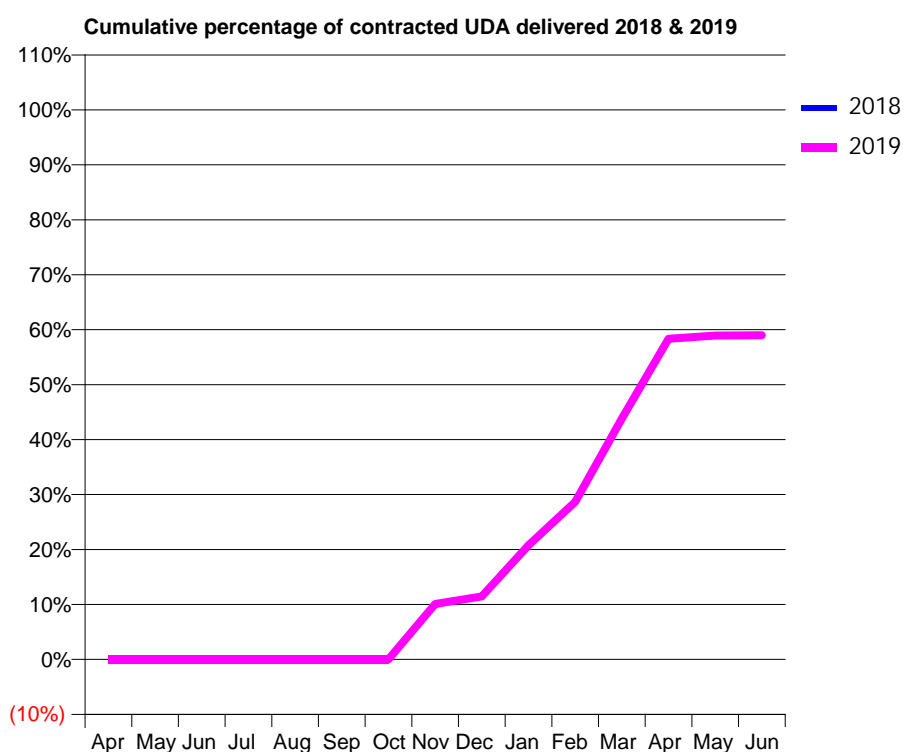
18/19 Contracted general activity (UDA)	1,561
Carry forward general activity (UDA)	0
18/19 Contracted orthodontic activity (UOA)	0
Carry forward orthodontic activity (UOA)	0
Baseline contract value	£49,076.52

### ACCESS\*

Patients seen in 24 months	Total	Change since previous quarter
Quarter ending March 2018	0	
Quarter ending June 2018	0	
Quarter ending September 2018	0	
Quarter ending December 2018	75	↑
Quarter ending March 2019	403	↑
Variance since March 2018	N/A	



### ACTIVITY



Adjusted Scheduled Activity (UDA)		
Month	2018	2019
April	0	0
May	0	0
June	0	0
July	0	0
August	0	0
September	0	0
October	0	0
November	0	158
December	0	179
January	0	324
February	0	447
March	0	684
April	0	911
May	0	920
June	0	921

### QUALITY

	Quantity	Base Number	Contract	LHB	Wales
% of FP17s for the same patient ID Re-attending within 3 months - Children	0	85	0.0%	8.2%	10.8%
% of FP17s for the same patient ID Re-attending within 3 months - Adults	8	319	2.5%	11.9%	15.7%
% of FP17s for the same patient ID Re-attending between 3 & 9 months - Children	2	85	2.4%	56.0%	59.7%
% of FP17s for the same patient ID Re-attending between 3 & 9 months - Adults	1	319	0.3%	51.2%	55.5%
% of FP17s for Band 1 Urgent Courses	59	528	11.2%	8.1%	9.0%
% of FP17s Relating to Free Repair or Replacements	6	528	1.1%	0.5%	0.7%
% of FP17s Relating to Continuations	0	528	0.0%	0.8%	0.7%
% of Patients satisfied with the dentistry they have received	1	1	N/A	90.7%	92.4%
% of Patients satisfied with the time they had to wait for an appointment	1	1	N/A	84.8%	87.1%

\* This is based on patients treated on this contract for their most recent course of treatment. Figures in italics indicate the base number of FP17s or Patient Questionnaire responses are less than 100. N/A is shown where the base number of responses is less than 10 during the period. % is calculated as Quantity/Base number\*100

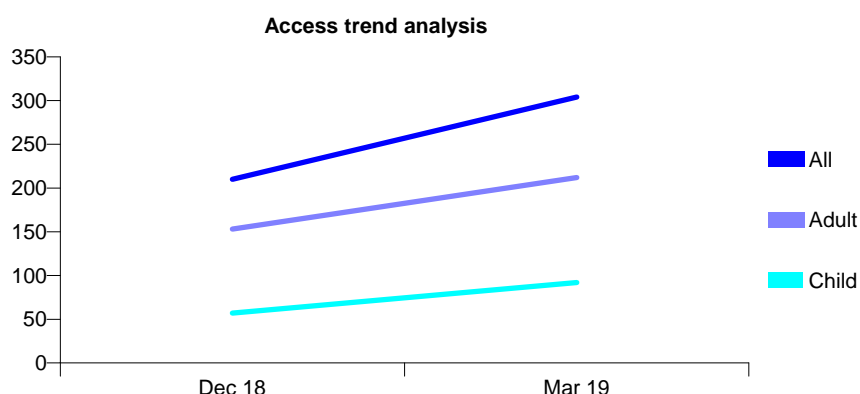
## 7A2 - Vital Signs At a Glance Contract Report for 100889/0000 - Year end March 2019

Name or company name	F Bevan & A Abouserwel
Contract type name	PDS Contract
Purpose of contract	General
Contract start date	01/10/2018
Contract end date	30/09/2023

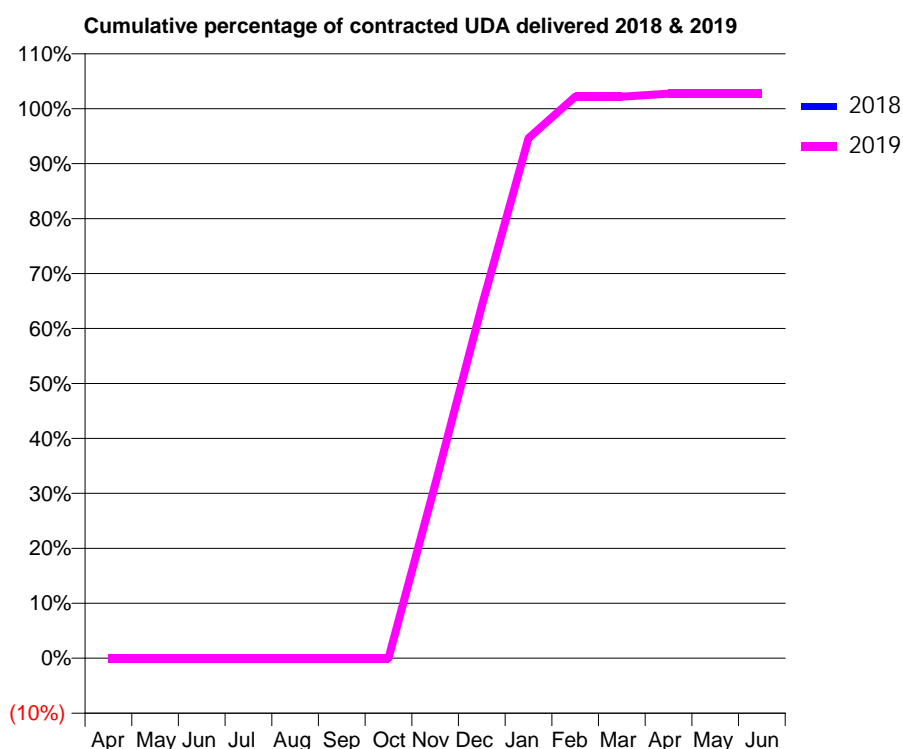
18/19 Contracted general activity (UDA)	550
Carry forward general activity (UDA)	0
18/19 Contracted orthodontic activity (UOA)	0
Carry forward orthodontic activity (UOA)	0
Baseline contract value	£15,837.89

### ACCESS\*

Patients seen in 24 months	Total	Change since previous quarter
Quarter ending March 2018	0	
Quarter ending June 2018	0	
Quarter ending September 2018	0	
Quarter ending December 2018	210	↑
Quarter ending March 2019	304	↑
Variance since March 2018	N/A	



### ACTIVITY



Adjusted Scheduled Activity (UDA)		
Month	2018	2019
April	0	0
May	0	0
June	0	0
July	0	0
August	0	0
September	0	0
October	0	0
November	0	174
December	0	352
January	0	520
February	0	562
March	0	562
April	0	565
May	0	565
June	0	565

### QUALITY

	Quantity	Base Number	Contract	LHB	Wales
% of FP17s for the same patient ID Re-attending within 3 months - Children	0	100	0.0%	8.2%	10.8%
% of FP17s for the same patient ID Re-attending within 3 months - Adults	4	259	1.5%	11.9%	15.7%
% of FP17s for the same patient ID Re-attending between 3 & 9 months - Children	0	100	0.0%	56.0%	59.7%
% of FP17s for the same patient ID Re-attending between 3 & 9 months - Adults	0	259	0.0%	51.2%	55.5%
% of FP17s for Band 1 Urgent Courses	35	360	9.7%	8.1%	9.0%
% of FP17s Relating to Free Repair or Replacements	0	360	0.0%	0.5%	0.7%
% of FP17s Relating to Continuations	0	360	0.0%	0.8%	0.7%
% of Patients satisfied with the dentistry they have received	2	2	N/A	90.7%	92.4%
% of Patients satisfied with the time they had to wait for an appointment	2	2	N/A	84.8%	87.1%

\* This is based on patients treated on this contract for their most recent course of treatment. Figures in italics indicate the base number of FP17s or Patient Questionnaire responses are less than 100. N/A is shown where the base number of responses is less than 10 during the period. % is calculated as Quantity/Base number\*100

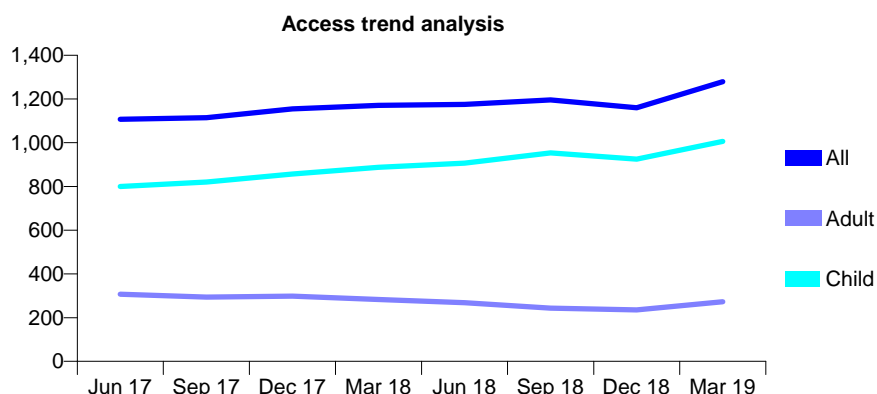
## 7A2 - Vital Signs At a Glance Contract Report for 105554/0001 - Year end March 2019

Name or company name	A Llewellyn
Contract type name	GDS Contract
Purpose of contract	General
Contract start date	01/11/2012
Contract end date	

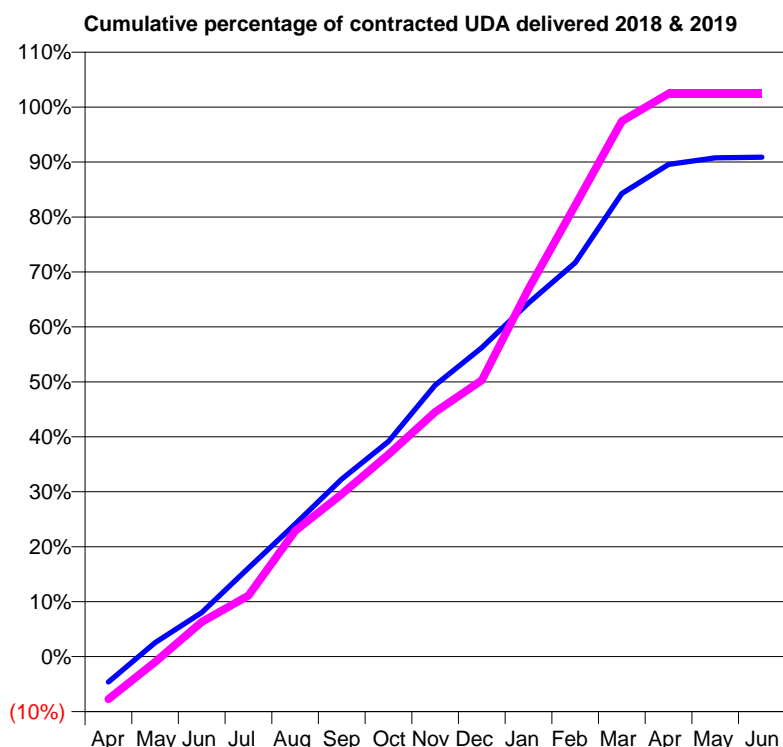
18/19 Contracted general activity (UDA)	2,400
Carry forward general activity (UDA)	219
18/19 Contracted orthodontic activity (UOA)	0
Carry forward orthodontic activity (UOA)	0
Baseline contract value	£56,165.01

### ACCESS\*

Patients seen in 24 months	Total	Change since previous quarter
Quarter ending March 2018	1,171	
Quarter ending June 2018	1,175	→
Quarter ending September 2018	1,196	→
Quarter ending December 2018	1,160	↓
Quarter ending March 2019	1,279	↑
<b>Variance since March 2018</b>	<b>9.2%</b>	<b>↑</b>



### ACTIVITY



Adjusted Scheduled Activity (UDA)		
Month	2018	2019
April	-111	-186
May	62	-24
June	192	151
July	387	267
August	579	549
September	775	709
October	940	883
November	1,186	1,068
December	1,349	1,206
January	1,544	1,606
February	1,720	1,971
March	2,022	2,338
April	2,150	2,458
May	2,178	2,458
June	2,181	2,458

### QUALITY

	Quantity	Base Number	Contract	LHB	Wales
% of FP17s for the same patient ID Re-attending within 3 months - Children	144	1,526	9.4%	8.2%	10.8%
% of FP17s for the same patient ID Re-attending within 3 months - Adults	10	177	5.6%	11.9%	15.7%
% of FP17s for the same patient ID Re-attending between 3 & 9 months - Children	779	1,526	51.0%	56.0%	59.7%
% of FP17s for the same patient ID Re-attending between 3 & 9 months - Adults	72	177	40.7%	51.2%	55.5%
% of FP17s for Band 1 Urgent Courses	34	1,711	2.0%	8.1%	9.0%
% of FP17s Relating to Free Repair or Replacements	0	1,711	0.0%	0.5%	0.7%
% of FP17s Relating to Continuations	1	1,711	0.1%	0.8%	0.7%
% of Patients satisfied with the dentistry they have received	5	6	N/A	90.7%	92.4%
% of Patients satisfied with the time they had to wait for an appointment	5	6	N/A	84.8%	87.1%

\* This is based on patients treated on this contract for their most recent course of treatment.  
 Figures in *italics* indicate the base number of FP17s or Patient Questionnaire responses are less than 100. N/A is shown where the base number of responses is less than 10 during the period. % is calculated as Quantity/Base number\*100



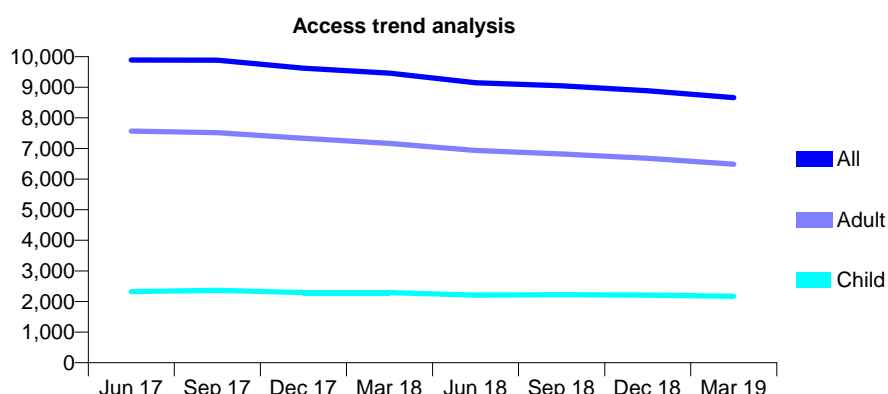
## 7A2 - Vital Signs At a Glance Contract Report for 106631/0001 - Year end March 2019

Name or company name	Dr N Patel, Dr J Rai and Dr N Kernahan
Contract type name	Pilot Contract
Purpose of contract	General
Contract start date	01/04/2006
Contract end date	

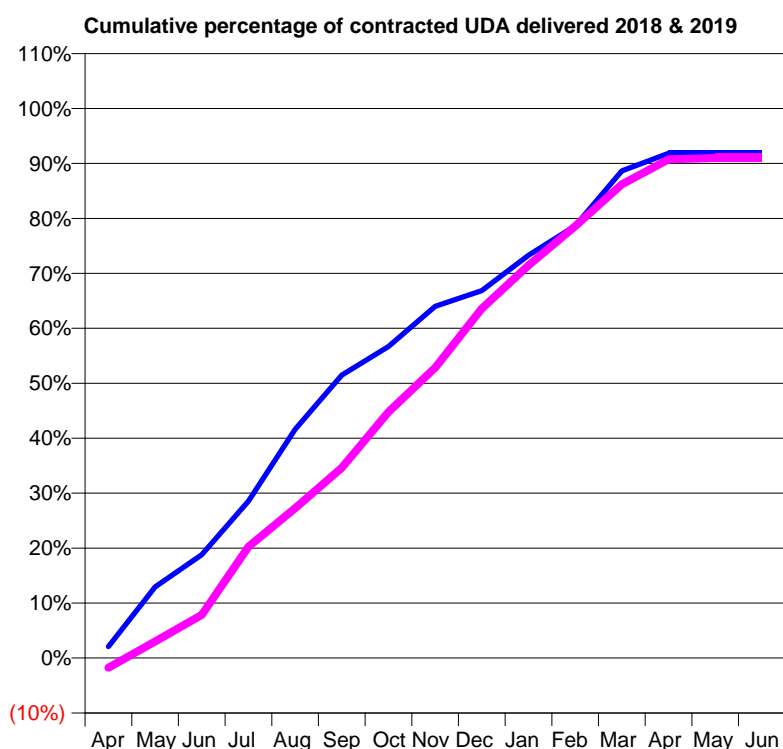
18/19 Contracted general activity (UDA)	24,776
Carry forward general activity (UDA)	1,078
18/19 Contracted orthodontic activity (UOA)	0
Carry forward orthodontic activity (UOA)	0
Baseline contract value	£745,501.34

### ACCESS\*

Patients seen in 24 months	Total	Change since previous quarter
Quarter ending March 2018	9,461	
Quarter ending June 2018	9,147	↓
Quarter ending September 2018	9,048	↓
Quarter ending December 2018	8,887	↓
Quarter ending March 2019	8,659	↓
<b>Variance since March 2018</b>	<b>(8.5%)</b>	<b>↓</b>



### ACTIVITY



Adjusted Scheduled Activity (UDA)		
Month	2018	2019
April	548	-440
May	3,419	750
June	4,965	1,944
July	7,545	5,017
August	11,000	6,762
September	13,601	8,574
October	14,977	11,095
November	16,907	13,093
December	17,663	15,755
January	19,361	17,706
February	20,776	19,474
March	23,417	21,356
April	24,265	22,479
May	24,265	22,542
June	24,265	22,543

### QUALITY

	Quantity	Base Number	Contract	LHB	Wales
% of FP17s for the same patient ID Re-attending within 3 months - Children	238	3,125	7.6%	8.2%	10.8%
% of FP17s for the same patient ID Re-attending within 3 months - Adults	1,227	9,383	13.1%	11.9%	15.7%
% of FP17s for the same patient ID Re-attending between 3 & 9 months - Children	1,493	3,125	47.8%	56.0%	59.7%
% of FP17s for the same patient ID Re-attending between 3 & 9 months - Adults	5,308	9,383	56.6%	51.2%	55.5%
% of FP17s for Band 1 Urgent Courses	746	12,678	5.9%	8.1%	9.0%
% of FP17s Relating to Free Repair or Replacements	111	12,678	0.9%	0.5%	0.7%
% of FP17s Relating to Continuations	245	12,678	1.9%	0.8%	0.7%
% of Patients satisfied with the dentistry they have received	14	15	93.3%	90.7%	92.4%
% of Patients satisfied with the time they had to wait for an appointment	14	15	93.3%	84.8%	87.1%

\* This is based on patients treated on this contract for their most recent course of treatment.

Figures in italics indicate the base number of FP17s or Patient Questionnaire responses are less than 100. N/A is shown where the base number of responses is less than 10 during the period. % is calculated as Quantity/Base number\*100

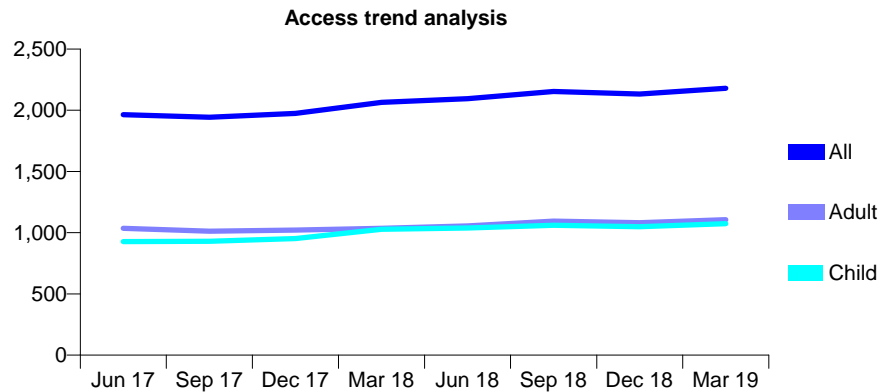
## 7A2 - Vital Signs At a Glance Contract Report for 106682/0001 - Year end March 2019

Name or company name	Warren Davies Ltd.
Contract type name	Pilot Contract
Purpose of contract	General
Contract start date	01/01/2007
Contract end date	

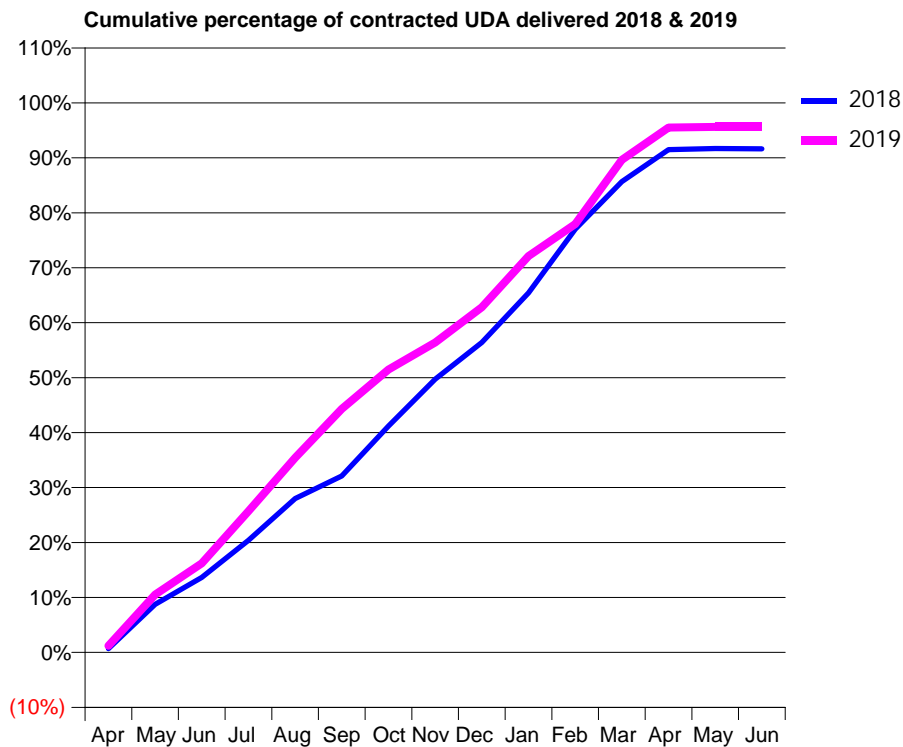
18/19 Contracted general activity (UDA)	8,655
Carry forward general activity (UDA)	0
18/19 Contracted orthodontic activity (UOA)	0
Carry forward orthodontic activity (UOA)	0
Baseline contract value	£246,453.34

### ACCESS\*

Patients seen in 24 months	Total	Change since previous quarter
Quarter ending March 2018	2,065	
Quarter ending June 2018	2,095	→
Quarter ending September 2018	2,154	↑
Quarter ending December 2018	2,132	↓
Quarter ending March 2019	2,179	↑
<b>Variance since March 2018</b>	<b>5.5%</b>	<b>↑</b>



### ACTIVITY



Adjusted Scheduled Activity (UDA)		
Month	2018	2019
April	56	105
May	701	913
June	1,094	1,404
July	1,633	2,226
August	2,244	3,065
September	2,574	3,838
October	3,301	4,457
November	3,985	4,883
December	4,518	5,435
January	5,242	6,244
February	6,170	6,749
March	6,863	7,758
April	7,330	8,268
May	7,347	8,277
June	7,343	8,277

### QUALITY

	Quantity	Base Number	Contract	LHB	Wales
% of FP17s for the same patient ID Re-attending within 3 months - Children	147	1,786	8.2%	8.2%	10.8%
% of FP17s for the same patient ID Re-attending within 3 months - Adults	380	1,918	19.8%	11.9%	15.7%
% of FP17s for the same patient ID Re-attending between 3 & 9 months - Children	1,143	1,786	64.0%	56.0%	59.7%
% of FP17s for the same patient ID Re-attending between 3 & 9 months - Adults	1,080	1,918	56.3%	51.2%	55.5%
% of FP17s for Band 1 Urgent Courses	336	3,688	9.1%	8.1%	9.0%
% of FP17s Relating to Free Repair or Replacements	0	3,688	0.0%	0.5%	0.7%
% of FP17s Relating to Continuations	23	3,688	0.6%	0.8%	0.7%
% of Patients satisfied with the dentistry they have received	8	8	N/A	90.7%	92.4%
% of Patients satisfied with the time they had to wait for an appointment	8	8	N/A	84.8%	87.1%

\* This is based on patients treated on this contract for their most recent course of treatment. Figures in italics indicate the base number of FP17s or Patient Questionnaire responses are less than 100. N/A is shown where the base number of responses is less than 10 during the period. % is calculated as Quantity/Base number\*100

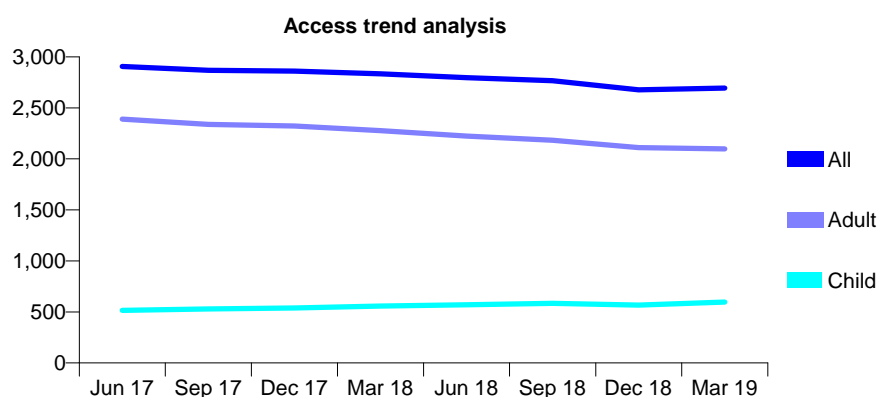
## 7A2 - Vital Signs At a Glance Contract Report for 106968/0001 - Year end March 2019

Name or company name	Eastgate Dental Surgery Limited
Contract type name	GDS Contract
Purpose of contract	General
Contract start date	01/04/2011
Contract end date	

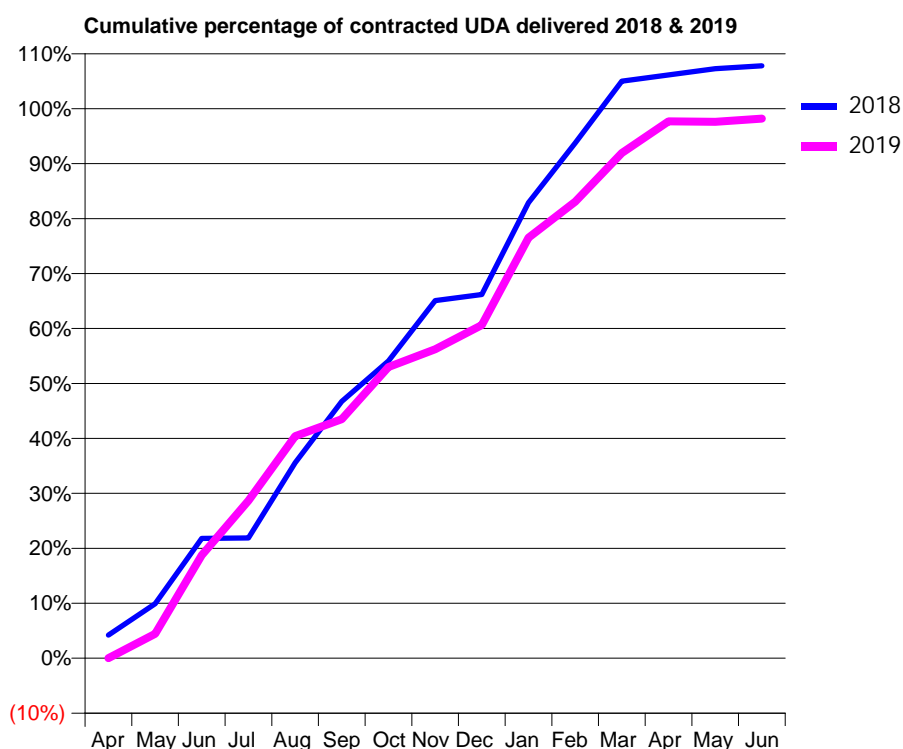
18/19 Contracted general activity (UDA)	7,616
Carry forward general activity (UDA)	0
18/19 Contracted orthodontic activity (UOA)	0
Carry forward orthodontic activity (UOA)	0
Baseline contract value	£219,374.79

### ACCESS\*

Patients seen in 24 months	Total	Change since previous quarter
Quarter ending March 2018	2,833	
Quarter ending June 2018	2,795	↓
Quarter ending September 2018	2,767	↓
Quarter ending December 2018	2,677	↓
Quarter ending March 2019	2,695	→
<b>Variance since March 2018</b>	<b>(4.9%)</b>	<b>↓</b>



### ACTIVITY



Adjusted Scheduled Activity (UDA)		
Month	2018	2019
April	321	0
May	755	340
June	1,660	1,428
July	1,666	2,183
August	2,709	3,078
September	3,559	3,312
October	4,121	4,035
November	4,956	4,281
December	5,041	4,617
January	6,314	5,828
February	7,141	6,327
March	7,996	7,001
April	8,084	7,440
May	8,169	7,432
June	8,208	7,478

### QUALITY

	Quantity	Base Number	Contract	LHB	Wales
% of FP17s for the same patient ID Re-attending within 3 months - Children	53	793	6.7%	8.2%	10.8%
% of FP17s for the same patient ID Re-attending within 3 months - Adults	351	2,810	12.5%	11.9%	15.7%
% of FP17s for the same patient ID Re-attending between 3 & 9 months - Children	388	793	48.9%	56.0%	59.7%
% of FP17s for the same patient ID Re-attending between 3 & 9 months - Adults	1,688	2,810	60.1%	51.2%	55.5%
% of FP17s for Band 1 Urgent Courses	203	3,725	5.4%	8.1%	9.0%
% of FP17s Relating to Free Repair or Replacements	1	3,725	0.0%	0.5%	0.7%
% of FP17s Relating to Continuations	6	3,725	0.2%	0.8%	0.7%
% of Patients satisfied with the dentistry they have received	10	10	100.0%	90.7%	92.4%
% of Patients satisfied with the time they had to wait for an appointment	9	10	90.0%	84.8%	87.1%

\* This is based on patients treated on this contract for their most recent course of treatment.

Figures in italics indicate the base number of FP17s or Patient Questionnaire responses are less than 100. N/A is shown where the base number of responses is less than 10 during the period. % is calculated as Quantity/Base number\*100

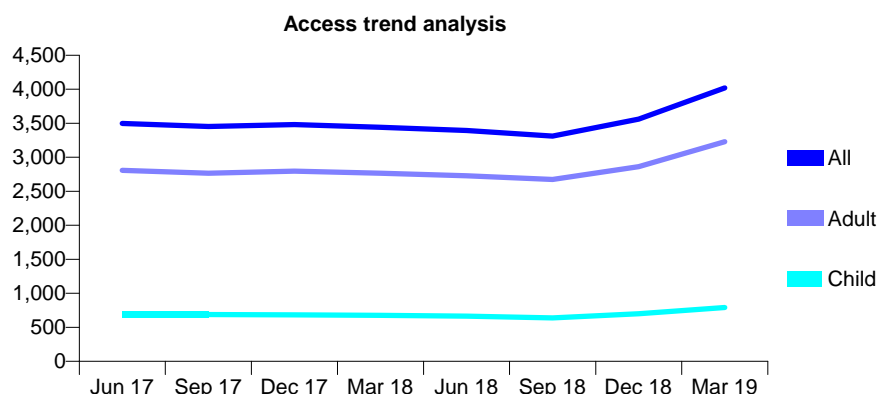
## 7A2 - Vital Signs At a Glance Contract Report for 112461/0001 - Year end March 2019

Name or company name	Deintyddfa Emlyn
Contract type name	GDS Contract
Purpose of contract	General
Contract start date	21/02/2011
Contract end date	

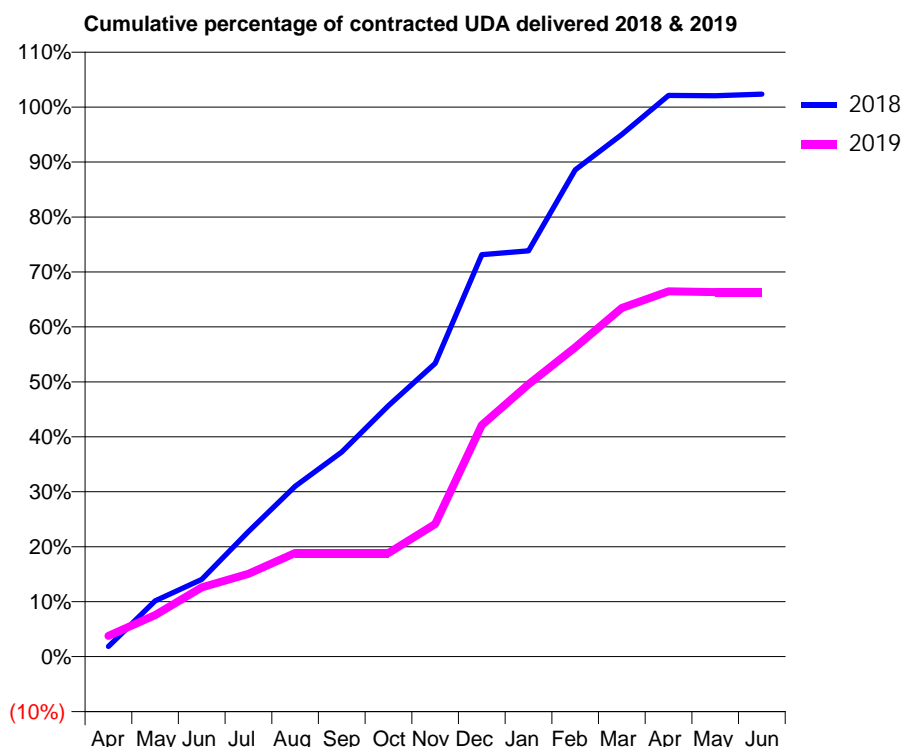
18/19 Contracted general activity (UDA)	12,000
Carry forward general activity (UDA)	-211
18/19 Contracted orthodontic activity (UOA)	0
Carry forward orthodontic activity (UOA)	0
Baseline contract value	£317,645.74

### ACCESS\*

Patients seen in 24 months	Total	Change since previous quarter
Quarter ending March 2018	3,443	
Quarter ending June 2018	3,394	↓
Quarter ending September 2018	3,312	↓
Quarter ending December 2018	3,562	↑
Quarter ending March 2019	4,020	↑
<b>Variance since March 2018</b>	<b>16.8%</b>	<b>↑</b>



### ACTIVITY



Adjusted Scheduled Activity (UDA)		
Month	2018	2019
April	168	454
May	915	908
June	1,265	1,512
July	2,050	1,810
August	2,790	2,263
September	3,352	2,263
October	4,111	2,263
November	4,804	2,897
December	6,582	5,058
January	6,644	5,947
February	7,971	6,754
March	8,552	7,615
April	9,189	7,979
May	9,184	7,961
June	9,211	7,961

### QUALITY

	Quantity	Base Number	Contract	LHB	Wales
% of FP17s for the same patient ID Re-attending within 3 months - Children	54	1,103	4.9%	8.2%	10.8%
% of FP17s for the same patient ID Re-attending within 3 months - Adults	338	4,087	8.3%	11.9%	15.7%
% of FP17s for the same patient ID Re-attending between 3 & 9 months - Children	560	1,103	50.8%	56.0%	59.7%
% of FP17s for the same patient ID Re-attending between 3 & 9 months - Adults	2,035	4,087	49.8%	51.2%	55.5%
% of FP17s for Band 1 Urgent Courses	319	5,117	6.2%	8.1%	9.0%
% of FP17s Relating to Free Repair or Replacements	8	5,117	0.2%	0.5%	0.7%
% of FP17s Relating to Continuations	0	5,117	0.0%	0.8%	0.7%
% of Patients satisfied with the dentistry they have received	15	17	88.2%	90.7%	92.4%
% of Patients satisfied with the time they had to wait for an appointment	16	17	94.1%	84.8%	87.1%

\* This is based on patients treated on this contract for their most recent course of treatment.  
 Figures in italics indicate the base number of FP17s or Patient Questionnaire responses are less than 100. N/A is shown where the base number of responses is less than 10 during the period. % is calculated as Quantity/Base number\*100

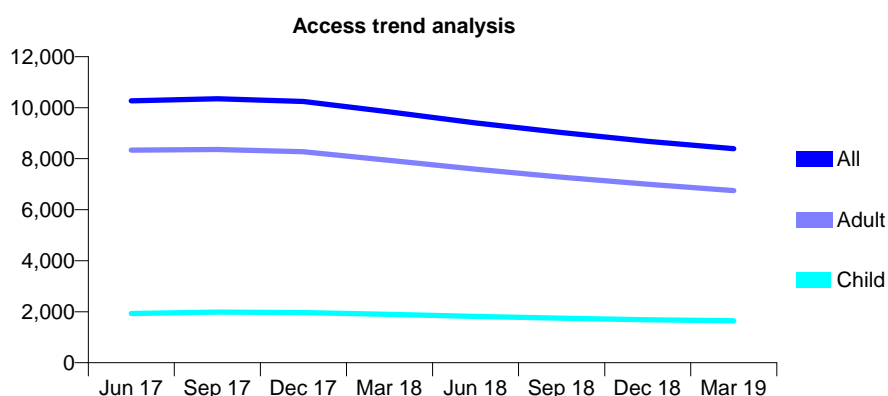
## 7A2 - Vital Signs At a Glance Contract Report for 112488/0001 - Year end March 2019

Name or company name	Integrated Dental Holdings
Contract type name	GDS Contract
Purpose of contract	General
Contract start date	01/04/2006
Contract end date	

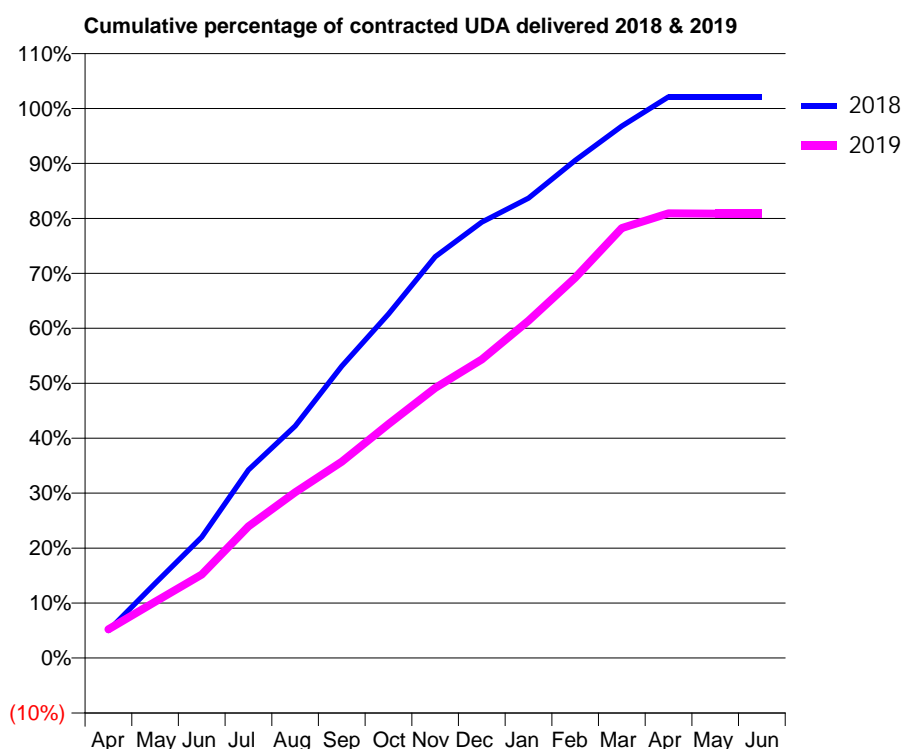
18/19 Contracted general activity (UDA)	25,000
Carry forward general activity (UDA)	-462
18/19 Contracted orthodontic activity (UOA)	0
Carry forward orthodontic activity (UOA)	0
Baseline contract value	£595,644.93

### ACCESS\*

Patients seen in 24 months	Total	Change since previous quarter
Quarter ending March 2018	9,839	
Quarter ending June 2018	9,402	↓
Quarter ending September 2018	9,026	↓
Quarter ending December 2018	8,683	↓
Quarter ending March 2019	8,395	↓
<b>Variance since March 2018</b>	<b>(14.7%)</b>	<b>↓</b>



### ACTIVITY



Adjusted Scheduled Activity (UDA)		
Month	2018	2019
April	1,088	1,309
May	2,973	2,558
June	4,805	3,804
July	7,477	5,991
August	9,225	7,536
September	11,604	8,927
October	13,677	10,641
November	15,956	12,288
December	17,333	13,583
January	18,283	15,349
February	19,787	17,296
March	21,148	19,565
April	22,313	20,232
May	22,312	20,215
June	22,312	20,214

### QUALITY

	Quantity	Base Number	Contract	LHB	Wales
% of FP17s for the same patient ID Re-attending within 3 months - Children	38	2,250	1.7%	8.2%	10.8%
% of FP17s for the same patient ID Re-attending within 3 months - Adults	460	9,396	4.9%	11.9%	15.7%
% of FP17s for the same patient ID Re-attending between 3 & 9 months - Children	1,234	2,250	54.8%	56.0%	59.7%
% of FP17s for the same patient ID Re-attending between 3 & 9 months - Adults	5,992	9,396	63.8%	51.2%	55.5%
% of FP17s for Band 1 Urgent Courses	252	11,262	2.2%	8.1%	9.0%
% of FP17s Relating to Free Repair or Replacements	63	11,262	0.6%	0.5%	0.7%
% of FP17s Relating to Continuations	65	11,262	0.6%	0.8%	0.7%
% of Patients satisfied with the dentistry they have received	27	30	90.0%	90.7%	92.4%
% of Patients satisfied with the time they had to wait for an appointment	18	30	60.0%	84.8%	87.1%

\* This is based on patients treated on this contract for their most recent course of treatment.

Figures in italics indicate the base number of FP17s or Patient Questionnaire responses are less than 100. N/A is shown where the base number of responses is less than 10 during the period. % is calculated as Quantity/Base number\*100

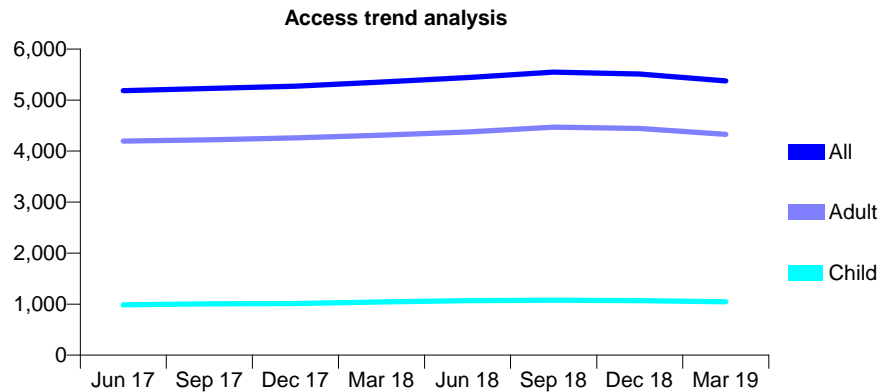
## 7A2 - Vital Signs At a Glance Contract Report for 116300/0001 - Year end March 2019

Name or company name	Whitecross Dental Care Ltd
Contract type name	GDS Contract
Purpose of contract	General
Contract start date	01/11/2006
Contract end date	

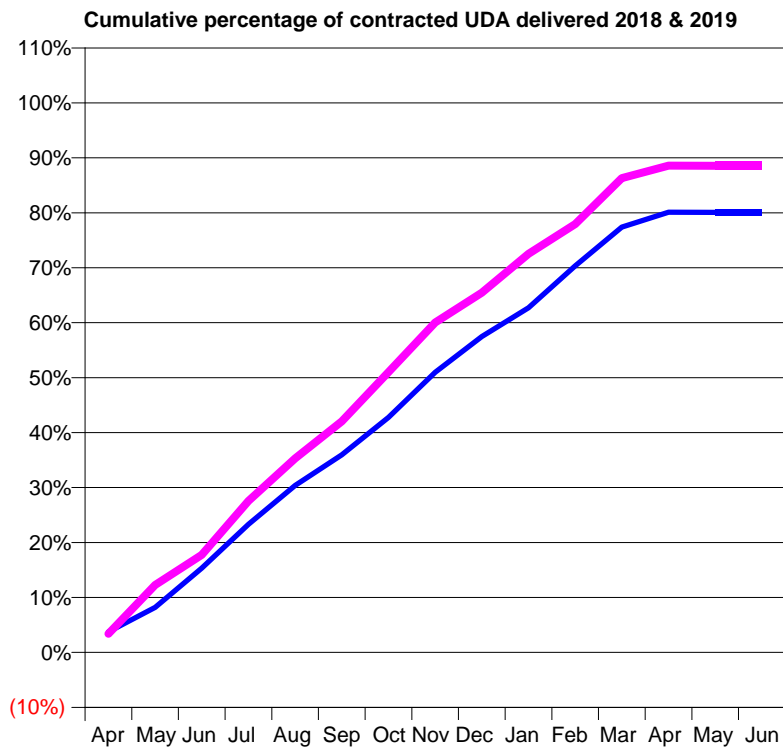
18/19 Contracted general activity (UDA)	15,000
Carry forward general activity (UDA)	0
18/19 Contracted orthodontic activity (UOA)	0
Carry forward orthodontic activity (UOA)	0
Baseline contract value	£364,924.74

### ACCESS\*

Patients seen in 24 months	Total	Change since previous quarter
Quarter ending March 2018	5,354	
Quarter ending June 2018	5,443	→
Quarter ending September 2018	5,549	→
Quarter ending December 2018	5,511	→
Quarter ending March 2019	5,377	↓
<b>Variance since March 2018</b>	<b>0.4%</b>	<b>→</b>



### ACTIVITY



Adjusted Scheduled Activity (UDA)		
Month	2018	2019
April	563	508
May	1,231	1,839
June	2,298	2,663
July	3,498	4,136
August	4,559	5,297
September	5,394	6,307
October	6,417	7,653
November	7,646	9,008
December	8,622	9,819
January	9,406	10,877
February	10,550	11,689
March	11,609	12,947
April	12,013	13,285
May	12,012	13,282
June	12,012	13,280

### QUALITY

	Quantity	Base Number	Contract	LHB	Wales
% of FP17s for the same patient ID Re-attending within 3 months - Children	40	1,428	2.8%	8.2%	10.8%
% of FP17s for the same patient ID Re-attending within 3 months - Adults	258	5,412	4.8%	11.9%	15.7%
% of FP17s for the same patient ID Re-attending between 3 & 9 months - Children	455	1,428	31.9%	56.0%	59.7%
% of FP17s for the same patient ID Re-attending between 3 & 9 months - Adults	1,677	5,412	31.0%	51.2%	55.5%
% of FP17s for Band 1 Urgent Courses	111	6,754	1.6%	8.1%	9.0%
% of FP17s Relating to Free Repair or Replacements	44	6,754	0.7%	0.5%	0.7%
% of FP17s Relating to Continuations	45	6,754	0.7%	0.8%	0.7%
% of Patients satisfied with the dentistry they have received	22	22	100.0%	90.7%	92.4%
% of Patients satisfied with the time they had to wait for an appointment	19	22	86.4%	84.8%	87.1%

\* This is based on patients treated on this contract for their most recent course of treatment. Figures in italics indicate the base number of FP17s or Patient Questionnaire responses are less than 100. N/A is shown where the base number of responses is less than 10 during the period. % is calculated as Quantity/Base number\*100

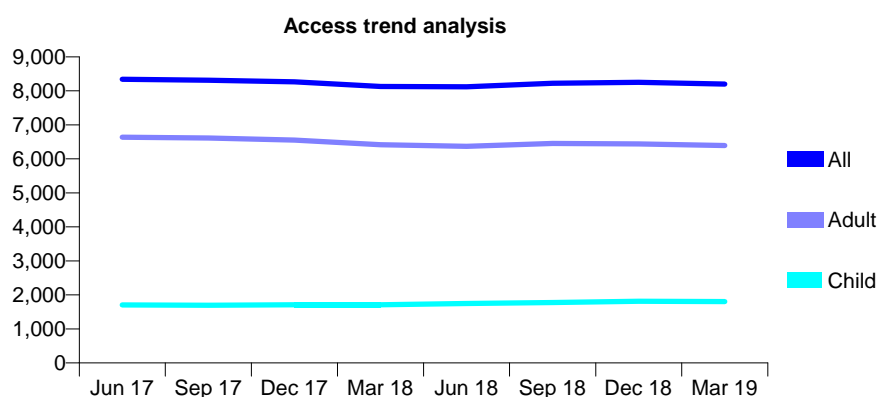
## 7A2 - Vital Signs At a Glance Contract Report for 116300/0002 - Year end March 2019

Name or company name	Whitecross Dental Care Ltd
Contract type name	GDS Contract
Purpose of contract	General
Contract start date	21/11/2007
Contract end date	

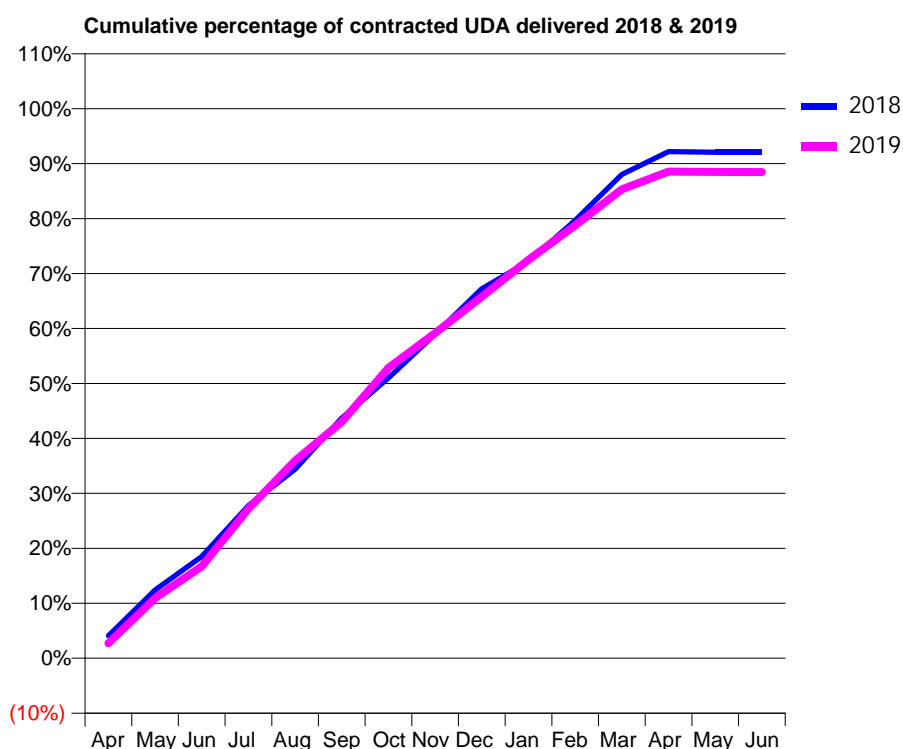
18/19 Contracted general activity (UDA)	26,504
Carry forward general activity (UDA)	0
18/19 Contracted orthodontic activity (UOA)	0
Carry forward orthodontic activity (UOA)	0
Baseline contract value	£595,149.67

### ACCESS\*

Patients seen in 24 months	Total	Change since previous quarter
Quarter ending March 2018	8,129	
Quarter ending June 2018	8,120	→
Quarter ending September 2018	8,227	→
Quarter ending December 2018	8,252	→
Quarter ending March 2019	8,202	→
<b>Variance since March 2018</b>	<b>0.9%</b>	<b>→</b>



### ACTIVITY



Adjusted Scheduled Activity (UDA)		
Month	2018	2019
April	1,025	720
May	3,108	2,897
June	4,628	4,430
July	6,943	7,208
August	8,601	9,532
September	10,927	11,403
October	12,754	14,003
November	14,750	15,685
December	16,813	17,435
January	18,046	19,215
February	19,929	20,875
March	22,010	22,610
April	23,048	23,465
May	23,027	23,452
June	23,025	23,446

### QUALITY

	Quantity	Base Number	Contract	LHB	Wales
% of FP17s for the same patient ID Re-attending within 3 months - Children	87	2,333	3.7%	8.2%	10.8%
% of FP17s for the same patient ID Re-attending within 3 months - Adults	677	7,650	8.8%	11.9%	15.7%
% of FP17s for the same patient ID Re-attending between 3 & 9 months - Children	1,120	2,333	48.0%	56.0%	59.7%
% of FP17s for the same patient ID Re-attending between 3 & 9 months - Adults	3,227	7,650	42.2%	51.2%	55.5%
% of FP17s for Band 1 Urgent Courses	336	9,964	3.4%	8.1%	9.0%
% of FP17s Relating to Free Repair or Replacements	82	9,964	0.8%	0.5%	0.7%
% of FP17s Relating to Continuations	129	9,964	1.3%	0.8%	0.7%
% of Patients satisfied with the dentistry they have received	58	60	96.7%	90.7%	92.4%
% of Patients satisfied with the time they had to wait for an appointment	56	60	93.3%	84.8%	87.1%

\* This is based on patients treated on this contract for their most recent course of treatment.

Figures in italics indicate the base number of FP17s or Patient Questionnaire responses are less than 100. N/A is shown where the base number of responses is less than 10 during the period. % is calculated as Quantity/Base number\*100



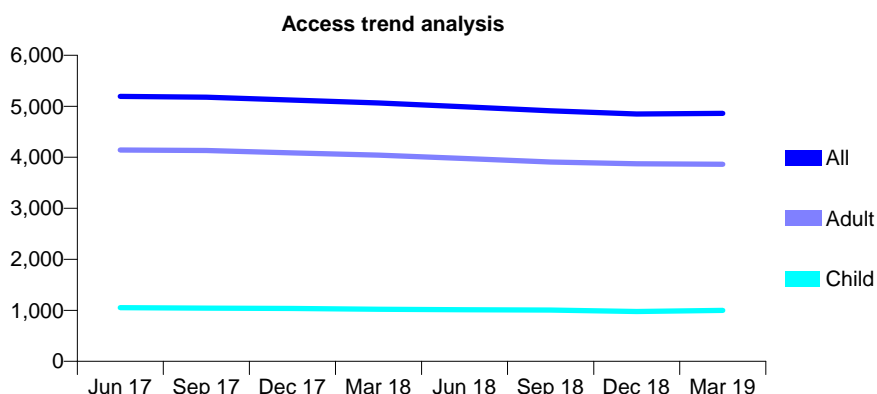
## 7A2 - Vital Signs At a Glance Contract Report for 116300/0003 - Year end March 2019

Name or company name	Whitecross Dental Care Ltd
Contract type name	GDS Contract
Purpose of contract	General
Contract start date	01/03/2008
Contract end date	

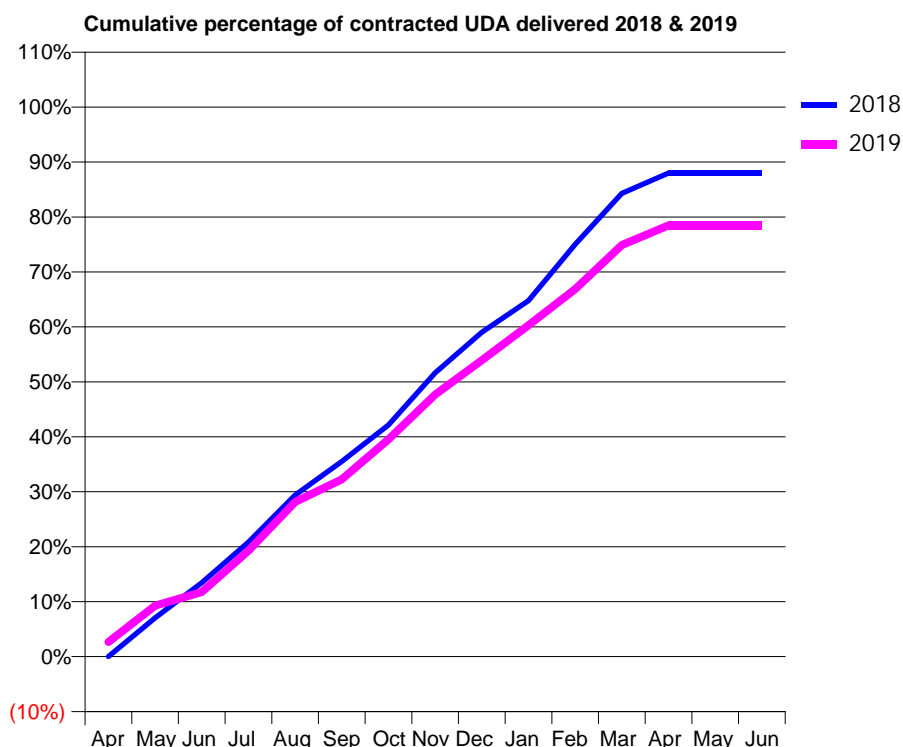
18/19 Contracted general activity (UDA)	15,957
Carry forward general activity (UDA)	0
18/19 Contracted orthodontic activity (UOA)	0
Carry forward orthodontic activity (UOA)	0
Baseline contract value	£504,841.70

### ACCESS\*

Patients seen in 24 months	Total	Change since previous quarter
Quarter ending March 2018	5,065	
Quarter ending June 2018	4,990	↓
Quarter ending September 2018	4,911	↓
Quarter ending December 2018	4,848	↓
Quarter ending March 2019	4,862	→
<b>Variance since March 2018</b>	<b>(4.0%)</b>	<b>↓</b>



### ACTIVITY



Adjusted Scheduled Activity (UDA)		
Month	2018	2019
April	-3	425
May	1,127	1,480
June	2,149	1,875
July	3,326	3,074
August	4,692	4,490
September	5,667	5,147
October	6,729	6,309
November	8,243	7,611
December	9,414	8,605
January	10,336	9,620
February	11,973	10,671
March	13,449	11,950
April	14,039	12,520
May	14,039	12,520
June	14,039	12,520

### QUALITY

	Quantity	Base Number	Contract	LHB	Wales
% of FP17s for the same patient ID Re-attending within 3 months - Children	50	943	5.3%	8.2%	10.8%
% of FP17s for the same patient ID Re-attending within 3 months - Adults	335	3,756	8.9%	11.9%	15.7%
% of FP17s for the same patient ID Re-attending between 3 & 9 months - Children	206	943	21.8%	56.0%	59.7%
% of FP17s for the same patient ID Re-attending between 3 & 9 months - Adults	991	3,756	26.4%	51.2%	55.5%
% of FP17s for Band 1 Urgent Courses	32	4,667	0.7%	8.1%	9.0%
% of FP17s Relating to Free Repair or Replacements	25	4,667	0.5%	0.5%	0.7%
% of FP17s Relating to Continuations	86	4,667	1.8%	0.8%	0.7%
% of Patients satisfied with the dentistry they have received	22	22	100.0%	90.7%	92.4%
% of Patients satisfied with the time they had to wait for an appointment	22	22	100.0%	84.8%	87.1%

\* This is based on patients treated on this contract for their most recent course of treatment.  
 Figures in *italics* indicate the base number of FP17s or Patient Questionnaire responses are less than 100. N/A is shown where the base number of responses is less than 10 during the period. % is calculated as Quantity/Base number\*100

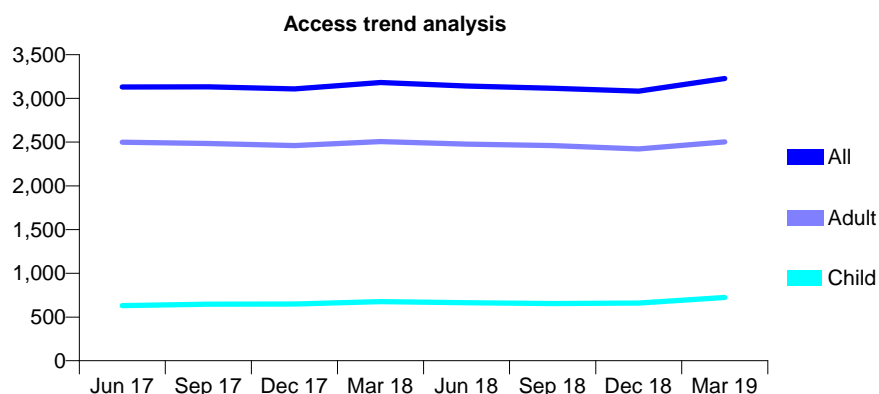
## 7A2 - Vital Signs At a Glance Contract Report for 117226/0001 - Year end March 2019

Name or company name	Coastrock Ltd & Blackrock Ltd
Contract type name	GDS Contract
Purpose of contract	General
Contract start date	01/10/2012
Contract end date	

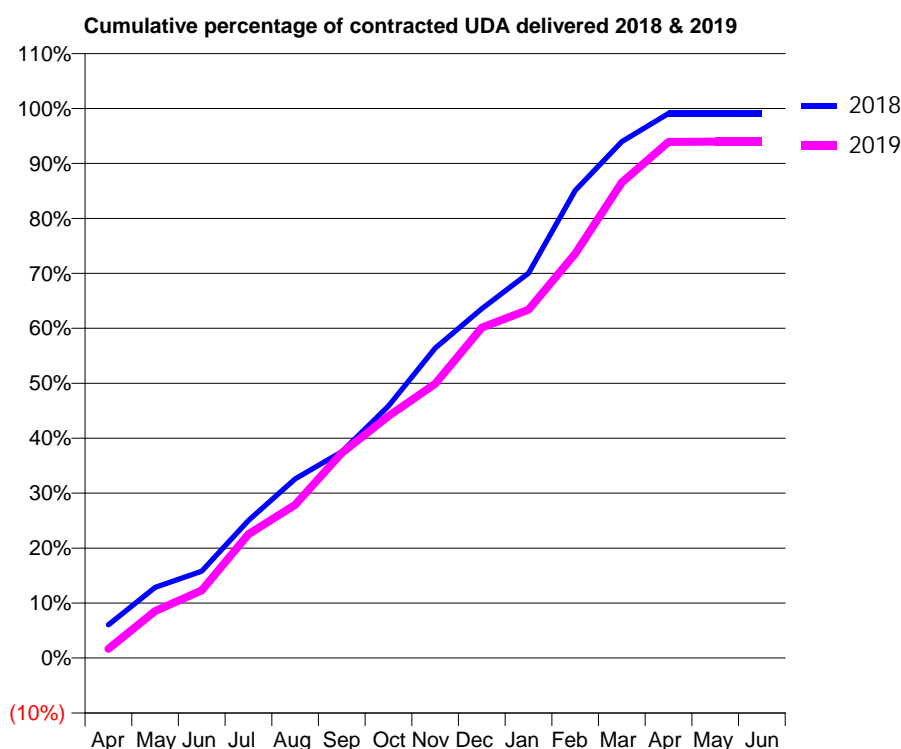
18/19 Contracted general activity (UDA)	8,223
Carry forward general activity (UDA)	74
18/19 Contracted orthodontic activity (UOA)	0
Carry forward orthodontic activity (UOA)	0
Baseline contract value	£247,726.46

### ACCESS\*

Patients seen in 24 months	Total	Change since previous quarter
Quarter ending March 2018	3,182	
Quarter ending June 2018	3,141	↓
Quarter ending September 2018	3,116	→
Quarter ending December 2018	3,083	↓
Quarter ending March 2019	3,228	↑
<b>Variance since March 2018</b>	<b>1.4%</b>	<b>→</b>



### ACTIVITY



Adjusted Scheduled Activity (UDA)		
Month	2018	2019
April	497	138
May	1,059	704
June	1,299	1,012
July	2,058	1,853
August	2,681	2,294
September	3,087	3,070
October	3,770	3,620
November	4,637	4,103
December	5,227	4,943
January	5,759	5,212
February	6,997	6,052
March	7,726	7,118
April	8,149	7,722
May	8,149	7,725
June	8,149	7,725

### QUALITY

	Quantity	Base Number	Contract	LHB	Wales
% of FP17s for the same patient ID Re-attending within 3 months - Children	62	1,128	5.5%	8.2%	10.8%
% of FP17s for the same patient ID Re-attending within 3 months - Adults	301	3,583	8.4%	11.9%	15.7%
% of FP17s for the same patient ID Re-attending between 3 & 9 months - Children	693	1,128	61.4%	56.0%	59.7%
% of FP17s for the same patient ID Re-attending between 3 & 9 months - Adults	2,195	3,583	61.3%	51.2%	55.5%
% of FP17s for Band 1 Urgent Courses	673	4,767	14.1%	8.1%	9.0%
% of FP17s Relating to Free Repair or Replacements	5	4,767	0.1%	0.5%	0.7%
% of FP17s Relating to Continuations	8	4,767	0.2%	0.8%	0.7%
% of Patients satisfied with the dentistry they have received	11	11	100.0%	90.7%	92.4%
% of Patients satisfied with the time they had to wait for an appointment	9	11	81.8%	84.8%	87.1%

\* This is based on patients treated on this contract for their most recent course of treatment.

Figures in italics indicate the base number of FP17s or Patient Questionnaire responses are less than 100. N/A is shown where the base number of responses is less than 10 during the period. % is calculated as Quantity/Base number\*100

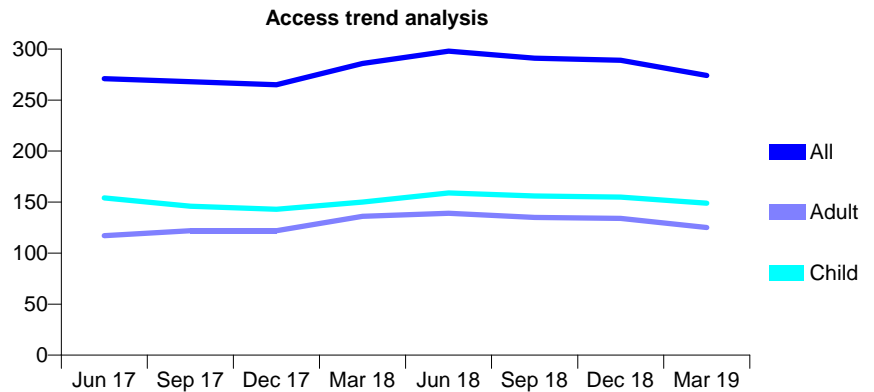
## 7A2 - Vital Signs At a Glance Contract Report for 119172/0001 - Year end March 2019

Name or company name	M Shaw and H Foley
Contract type name	GDS Contract
Purpose of contract	General
Contract start date	01/03/2007
Contract end date	

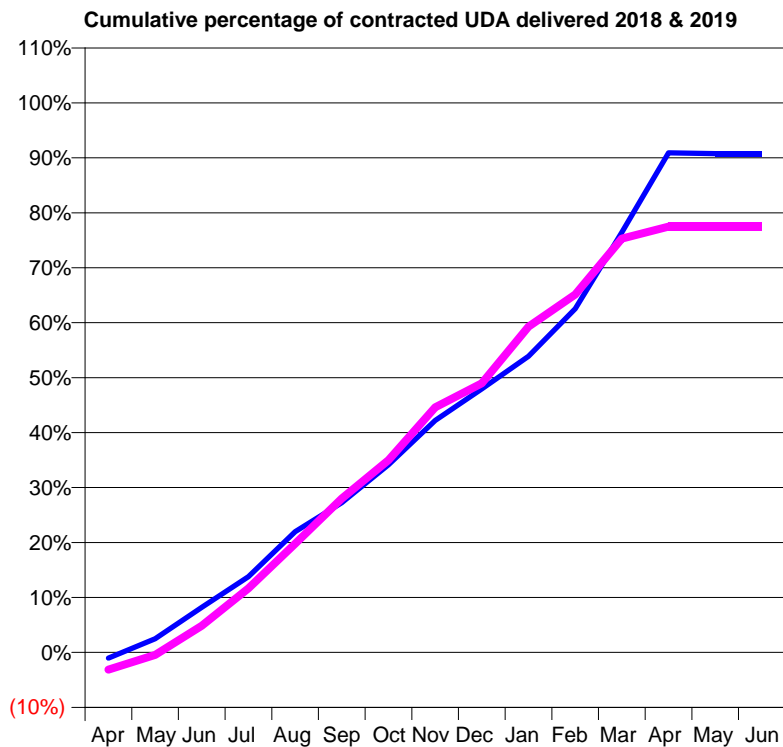
18/19 Contracted general activity (UDA)	650
Carry forward general activity (UDA)	60
18/19 Contracted orthodontic activity (UOA)	0
Carry forward orthodontic activity (UOA)	0
Baseline contract value	£18,662.47

### ACCESS\*

Patients seen in 24 months	Total	Change since previous quarter
Quarter ending March 2018	286	
Quarter ending June 2018	298	↑
Quarter ending September 2018	291	↓
Quarter ending December 2018	289	→
Quarter ending March 2019	274	↓
<b>Variance since March 2018</b>	<b>(4.2%)</b>	<b>↓</b>



### ACTIVITY



Adjusted Scheduled Activity (UDA)		
Month	2018	2019
April	-7	-20
May	16	-3
June	53	31
July	90	76
August	143	129
September	177	182
October	222	227
November	274	290
December	312	318
January	350	385
February	407	423
March	497	489
April	591	504
May	590	504
June	590	504

### QUALITY

	Quantity	Base Number	Contract	LHB	Wales
% of FP17s for the same patient ID Re-attending within 3 months - Children	20	241	8.3%	8.2%	10.8%
% of FP17s for the same patient ID Re-attending within 3 months - Adults	12	138	8.7%	11.9%	15.7%
% of FP17s for the same patient ID Re-attending between 3 & 9 months - Children	143	241	59.3%	56.0%	59.7%
% of FP17s for the same patient ID Re-attending between 3 & 9 months - Adults	71	138	51.4%	51.2%	55.5%
% of FP17s for Band 1 Urgent Courses	23	363	6.3%	8.1%	9.0%
% of FP17s Relating to Free Repair or Replacements	0	363	0.0%	0.5%	0.7%
% of FP17s Relating to Continuations	1	363	0.3%	0.8%	0.7%
% of Patients satisfied with the dentistry they have received	1	1	N/A	90.7%	92.4%
% of Patients satisfied with the time they had to wait for an appointment	1	1	N/A	84.8%	87.1%

\* This is based on patients treated on this contract for their most recent course of treatment. Figures in italics indicate the base number of FP17s or Patient Questionnaire responses are less than 100. N/A is shown where the base number of responses is less than 10 during the period. % is calculated as Quantity/Base number\*100

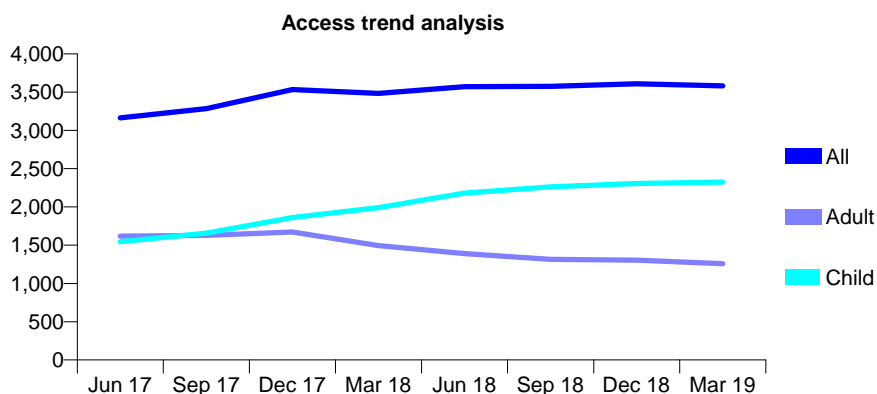
## 7A2 - Vital Signs At a Glance Contract Report for 123919/0001 - Year end March 2019

Name or company name	Avenue Villa Dental Surgery
Contract type name	GDS Contract
Purpose of contract	General
Contract start date	01/12/2013
Contract end date	

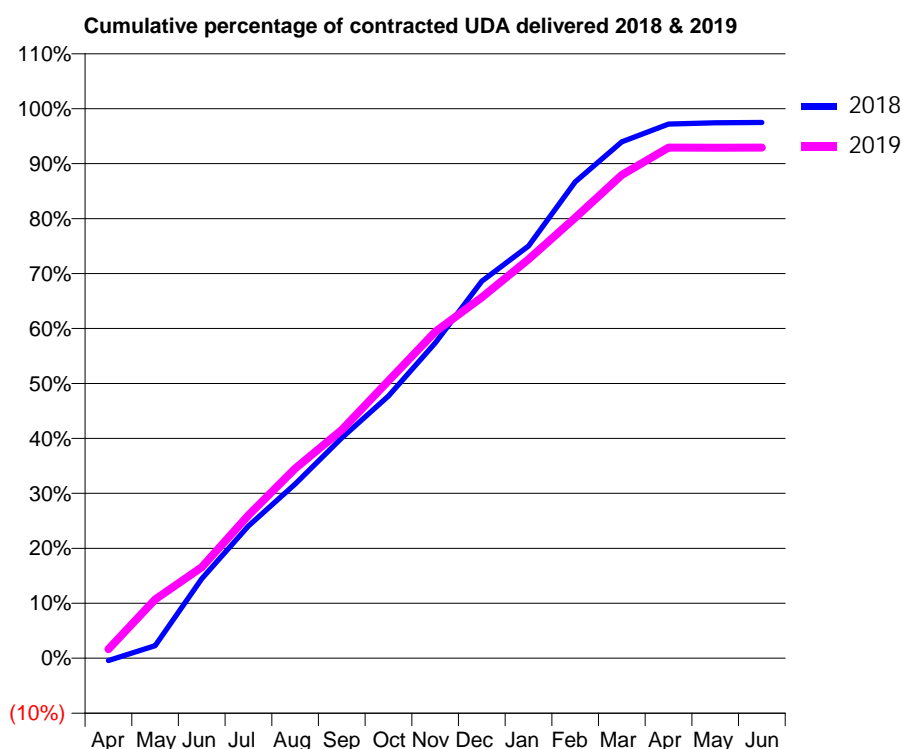
18/19 Contracted general activity (UDA)	9,000
Carry forward general activity (UDA)	226
18/19 Contracted orthodontic activity (UOA)	0
Carry forward orthodontic activity (UOA)	0
Baseline contract value	£273,412.15

### ACCESS\*

Patients seen in 24 months	Total	Change since previous quarter
Quarter ending March 2018	3,484	
Quarter ending June 2018	3,570	↑
Quarter ending September 2018	3,576	→
Quarter ending December 2018	3,609	→
Quarter ending March 2019	3,582	→
<b>Variance since March 2018</b>	<b>2.8%</b>	<b>↑</b>



### ACTIVITY



Adjusted Scheduled Activity (UDA)		
Month	2018	2019
April	-41	148
May	206	965
June	1,301	1,491
July	2,165	2,341
August	2,854	3,108
September	3,610	3,741
October	4,294	4,545
November	5,161	5,346
December	6,174	5,909
January	6,749	6,533
February	7,803	7,216
March	8,455	7,914
April	8,748	8,362
May	8,768	8,360
June	8,774	8,362

### QUALITY

	Quantity	Base Number	Contract	LHB	Wales
% of FP17s for the same patient ID Re-attending within 3 months - Children	229	3,607	6.3%	8.2%	10.8%
% of FP17s for the same patient ID Re-attending within 3 months - Adults	190	1,462	13.0%	11.9%	15.7%
% of FP17s for the same patient ID Re-attending between 3 & 9 months - Children	2,098	3,607	58.2%	56.0%	59.7%
% of FP17s for the same patient ID Re-attending between 3 & 9 months - Adults	777	1,462	53.1%	51.2%	55.5%
% of FP17s for Band 1 Urgent Courses	329	5,098	6.5%	8.1%	9.0%
% of FP17s Relating to Free Repair or Replacements	3	5,098	0.1%	0.5%	0.7%
% of FP17s Relating to Continuations	2	5,098	0.0%	0.8%	0.7%
% of Patients satisfied with the dentistry they have received	15	16	93.8%	90.7%	92.4%
% of Patients satisfied with the time they had to wait for an appointment	14	16	87.5%	84.8%	87.1%

\* This is based on patients treated on this contract for their most recent course of treatment. Figures in italics indicate the base number of FP17s or Patient Questionnaire responses are less than 100. N/A is shown where the base number of responses is less than 10 during the period. % is calculated as Quantity/Base number\*100

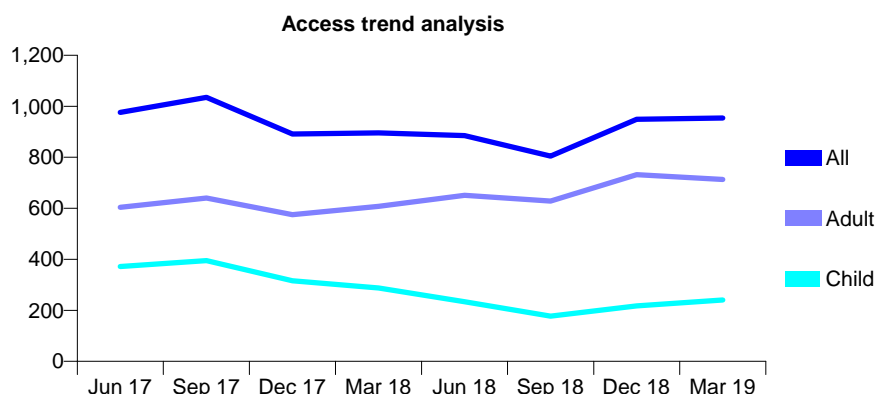
## 7A2 - Vital Signs At a Glance Contract Report for 123919/0002 - Year end March 2019

Name or company name	Avenue Villa Dental Surgery
Contract type name	GDS Contract
Purpose of contract	General
Contract start date	01/12/2013
Contract end date	

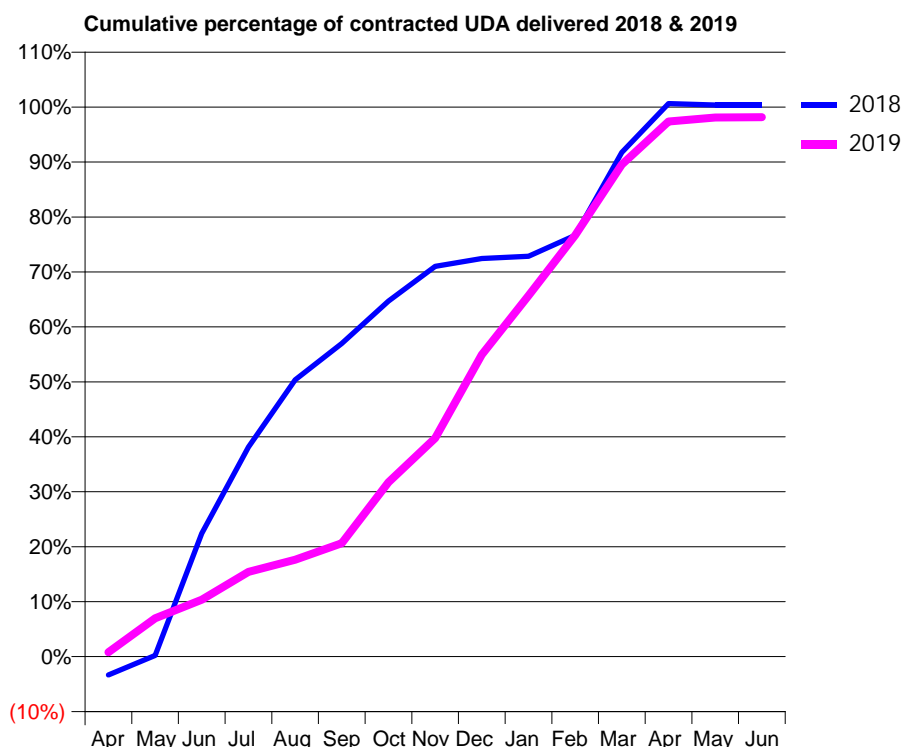
18/19 Contracted general activity (UDA)	2,463
Carry forward general activity (UDA)	-9
18/19 Contracted orthodontic activity (UOA)	0
Carry forward orthodontic activity (UOA)	0
Baseline contract value	£74,823.78

### ACCESS\*

Patients seen in 24 months	Total	Change since previous quarter
Quarter ending March 2018	896	
Quarter ending June 2018	885	↓
Quarter ending September 2018	805	↓
Quarter ending December 2018	949	↑
Quarter ending March 2019	954	→
<b>Variance since March 2018</b>	<b>6.5%</b>	<b>↑</b>



### ACTIVITY



Adjusted Scheduled Activity (UDA)		
Month	2018	2019
April	-83	20
May	5	172
June	552	255
July	939	380
August	1,241	434
September	1,403	508
October	1,593	781
November	1,749	980
December	1,784	1,353
January	1,794	1,618
February	1,888	1,889
March	2,260	2,205
April	2,478	2,398
May	2,472	2,416
June	2,472	2,417

### QUALITY

	Quantity	Base Number	Contract	LHB	Wales
% of FP17s for the same patient ID Re-attending within 3 months - Children	4	230	1.7%	8.2%	10.8%
% of FP17s for the same patient ID Re-attending within 3 months - Adults	9	517	1.7%	11.9%	15.7%
% of FP17s for the same patient ID Re-attending between 3 & 9 months - Children	2	230	0.9%	56.0%	59.7%
% of FP17s for the same patient ID Re-attending between 3 & 9 months - Adults	6	517	1.2%	51.2%	55.5%
% of FP17s for Band 1 Urgent Courses	16	734	2.2%	8.1%	9.0%
% of FP17s Relating to Free Repair or Replacements	0	734	0.0%	0.5%	0.7%
% of FP17s Relating to Continuations	0	734	0.0%	0.8%	0.7%
% of Patients satisfied with the dentistry they have received	3	3	N/A	90.7%	92.4%
% of Patients satisfied with the time they had to wait for an appointment	3	3	N/A	84.8%	87.1%

\* This is based on patients treated on this contract for their most recent course of treatment.  
 Figures in *italics* indicate the base number of FP17s or Patient Questionnaire responses are less than 100. N/A is shown where the base number of responses is less than 10 during the period. % is calculated as Quantity/Base number\*100

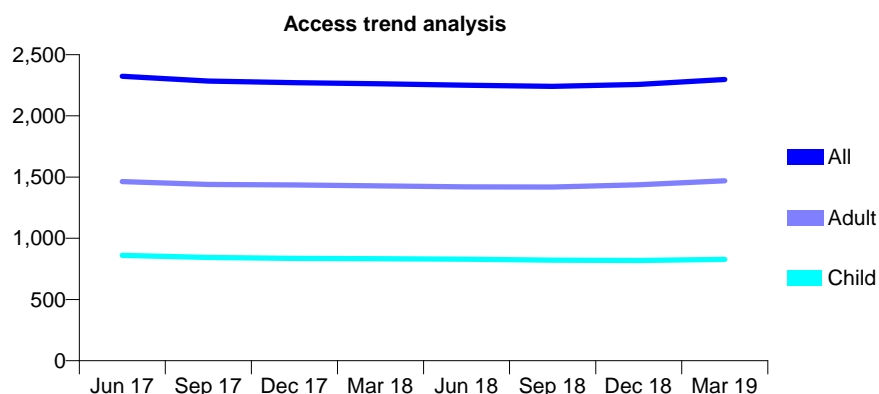
## 7A2 - Vital Signs At a Glance Contract Report for 134007/0001 - Year end March 2019

Name or company name	Cross Hands Dental Care Ltd
Contract type name	GDS Contract
Purpose of contract	General
Contract start date	01/07/2015
Contract end date	

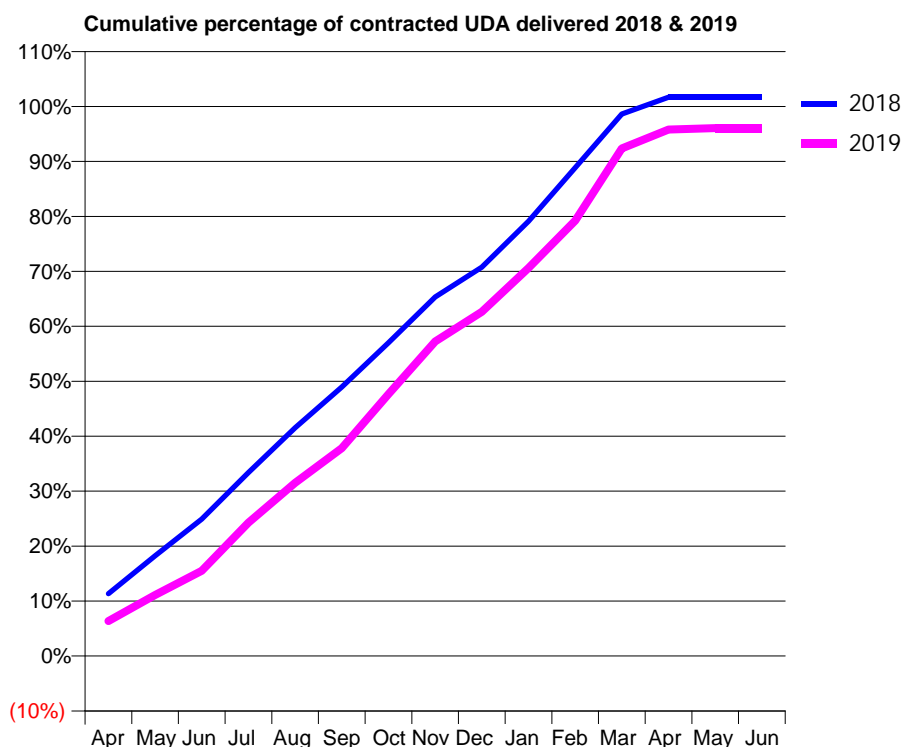
18/19 Contracted general activity (UDA)	5,500
Carry forward general activity (UDA)	-85
18/19 Contracted orthodontic activity (UOA)	0
Carry forward orthodontic activity (UOA)	0
Baseline contract value	£143,459.85

### ACCESS\*

Patients seen in 24 months	Total	Change since previous quarter
Quarter ending March 2018	2,262	
Quarter ending June 2018	2,250	→
Quarter ending September 2018	2,241	→
Quarter ending December 2018	2,256	→
Quarter ending March 2019	2,298	→
<b>Variance since March 2018</b>	<b>1.6%</b>	<b>→</b>



### ACTIVITY



Adjusted Scheduled Activity (UDA)		
Month	2018	2019
April	568	350
May	913	612
June	1,246	853
July	1,670	1,335
August	2,077	1,734
September	2,446	2,080
October	2,851	2,621
November	3,266	3,148
December	3,538	3,444
January	3,955	3,883
February	4,444	4,357
March	4,931	5,080
April	5,083	5,268
May	5,083	5,283
June	5,085	5,283

### QUALITY

	Quantity	Base Number	Contract	LHB	Wales
% of FP17s for the same patient ID Re-attending within 3 months - Children	98	1,280	7.7%	8.2%	10.8%
% of FP17s for the same patient ID Re-attending within 3 months - Adults	281	1,898	14.8%	11.9%	15.7%
% of FP17s for the same patient ID Re-attending between 3 & 9 months - Children	705	1,280	55.1%	56.0%	59.7%
% of FP17s for the same patient ID Re-attending between 3 & 9 months - Adults	786	1,898	41.4%	51.2%	55.5%
% of FP17s for Band 1 Urgent Courses	688	3,199	21.5%	8.1%	9.0%
% of FP17s Relating to Free Repair or Replacements	18	3,199	0.6%	0.5%	0.7%
% of FP17s Relating to Continuations	15	3,199	0.5%	0.8%	0.7%
% of Patients satisfied with the dentistry they have received	8	9	N/A	90.7%	92.4%
% of Patients satisfied with the time they had to wait for an appointment	8	9	N/A	84.8%	87.1%

\* This is based on patients treated on this contract for their most recent course of treatment.

Figures in italics indicate the base number of FP17s or Patient Questionnaire responses are less than 100. N/A is shown where the base number of responses is less than 10 during the period. % is calculated as Quantity/Base number\*100

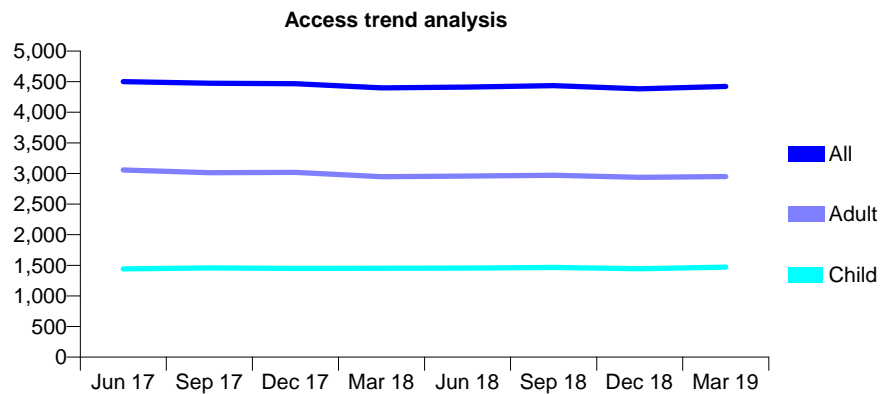
## 7A2 - Vital Signs At a Glance Contract Report for 134104/0001 - Year end March 2019

Name or company name	Murray Street Dental Practice Ltd
Contract type name	GDS Contract
Purpose of contract	General
Contract start date	01/10/2009
Contract end date	

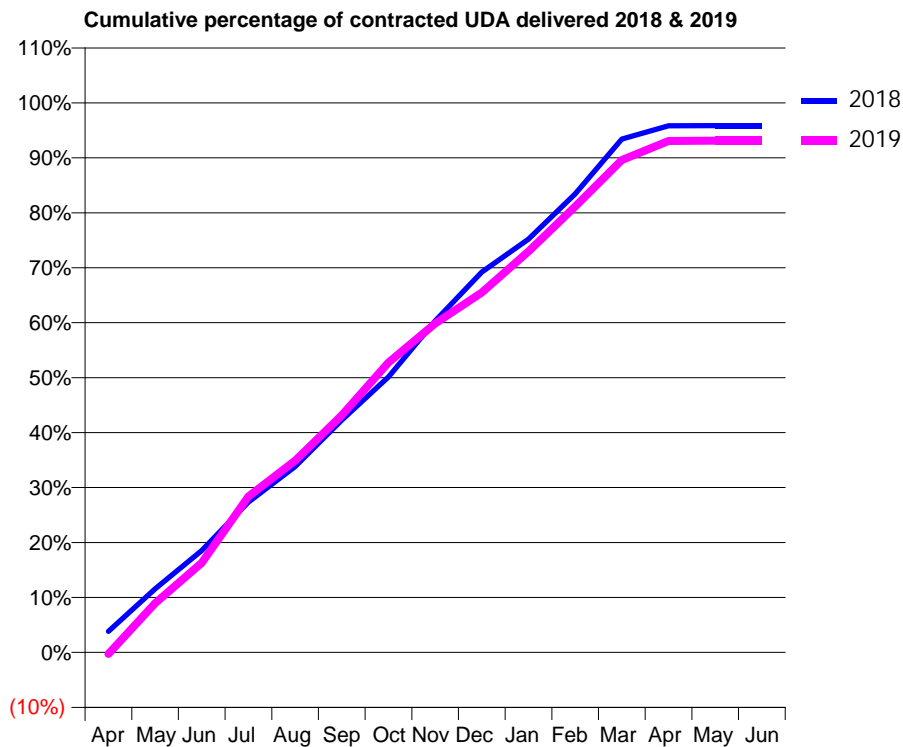
18/19 Contracted general activity (UDA)	10,600
Carry forward general activity (UDA)	440
18/19 Contracted orthodontic activity (UOA)	0
Carry forward orthodontic activity (UOA)	0
Baseline contract value	£307,626.73

### ACCESS\*

Patients seen in 24 months	Total	Change since previous quarter
Quarter ending March 2018	4,400	
Quarter ending June 2018	4,412	→
Quarter ending September 2018	4,435	→
Quarter ending December 2018	4,383	↓
Quarter ending March 2019	4,421	→
<b>Variance since March 2018</b>	<b>0.5%</b>	<b>→</b>



### ACTIVITY



Adjusted Scheduled Activity (UDA)		
Month	2018	2019
April	405	-32
May	1,227	950
June	1,965	1,727
July	2,900	3,009
August	3,587	3,701
September	4,482	4,571
October	5,313	5,592
November	6,397	6,345
December	7,335	6,942
January	7,973	7,732
February	8,844	8,603
March	9,902	9,495
April	10,156	9,864
May	10,159	9,871
June	10,160	9,872

### QUALITY

	Quantity	Base Number	Contract	LHB	Wales
% of FP17s for the same patient ID Re-attending within 3 months - Children	146	2,163	6.7%	8.2%	10.8%
% of FP17s for the same patient ID Re-attending within 3 months - Adults	452	3,425	13.2%	11.9%	15.7%
% of FP17s for the same patient ID Re-attending between 3 & 9 months - Children	1,214	2,163	56.1%	56.0%	59.7%
% of FP17s for the same patient ID Re-attending between 3 & 9 months - Adults	1,285	3,425	37.5%	51.2%	55.5%
% of FP17s for Band 1 Urgent Courses	1,039	5,649	18.4%	8.1%	9.0%
% of FP17s Relating to Free Repair or Replacements	5	5,649	0.1%	0.5%	0.7%
% of FP17s Relating to Continuations	8	5,649	0.1%	0.8%	0.7%
% of Patients satisfied with the dentistry they have received	16	21	76.2%	90.7%	92.4%
% of Patients satisfied with the time they had to wait for an appointment	17	21	81.0%	84.8%	87.1%

\* This is based on patients treated on this contract for their most recent course of treatment. Figures in italics indicate the base number of FP17s or Patient Questionnaire responses are less than 100. N/A is shown where the base number of responses is less than 10 during the period. % is calculated as Quantity/Base number\*100



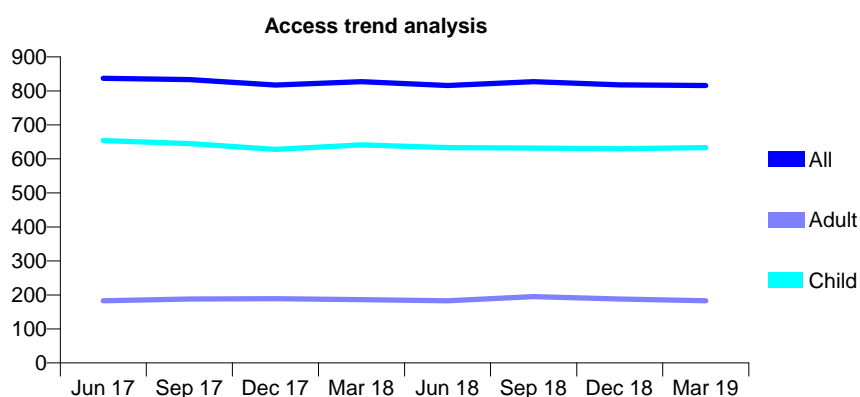
## 7A2 - Vital Signs At a Glance Contract Report for 137480/0001 - Year end March 2019

Name or company name	Vergam Dental Practice Limited
Contract type name	GDS Contract
Purpose of contract	General
Contract start date	01/04/2008
Contract end date	

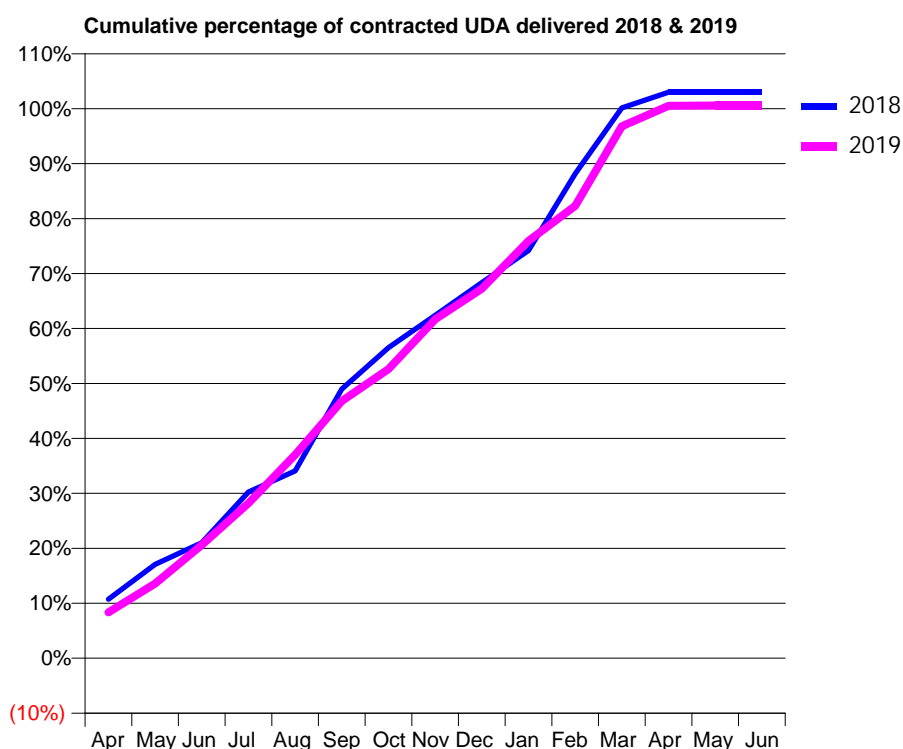
18/19 Contracted general activity (UDA)	1,512
Carry forward general activity (UDA)	-45
18/19 Contracted orthodontic activity (UOA)	0
Carry forward orthodontic activity (UOA)	0
Baseline contract value	£50,652.82

### ACCESS\*

Patients seen in 24 months	Total	Change since previous quarter
Quarter ending March 2018	827	
Quarter ending June 2018	816	↓
Quarter ending September 2018	827	→
Quarter ending December 2018	818	↓
Quarter ending March 2019	816	→
<b>Variance since March 2018</b>	<b>(1.3%)</b>	<b>↓</b>



### ACTIVITY



Adjusted Scheduled Activity (UDA)		
Month	2018	2019
April	162	126
May	258	206
June	317	312
July	457	426
August	515	560
September	740	707
October	854	796
November	943	933
December	1,033	1,017
January	1,122	1,148
February	1,333	1,245
March	1,514	1,463
April	1,557	1,519
May	1,557	1,521
June	1,557	1,521

### QUALITY

	Quantity	Base Number	Contract	LHB	Wales
% of FP17s for the same patient ID Re-attending within 3 months - Children	78	1,104	7.1%	8.2%	10.8%
% of FP17s for the same patient ID Re-attending within 3 months - Adults	4	105	3.8%	11.9%	15.7%
% of FP17s for the same patient ID Re-attending between 3 & 9 months - Children	725	1,104	65.7%	56.0%	59.7%
% of FP17s for the same patient ID Re-attending between 3 & 9 months - Adults	13	105	12.4%	51.2%	55.5%
% of FP17s for Band 1 Urgent Courses	133	1,217	10.9%	8.1%	9.0%
% of FP17s Relating to Free Repair or Replacements	0	1,217	0.0%	0.5%	0.7%
% of FP17s Relating to Continuations	0	1,217	0.0%	0.8%	0.7%
% of Patients satisfied with the dentistry they have received	1	1	N/A	90.7%	92.4%
% of Patients satisfied with the time they had to wait for an appointment	1	1	N/A	84.8%	87.1%

\* This is based on patients treated on this contract for their most recent course of treatment. Figures in italics indicate the base number of FP17s or Patient Questionnaire responses are less than 100. N/A is shown where the base number of responses is less than 10 during the period. % is calculated as Quantity/Base number\*100

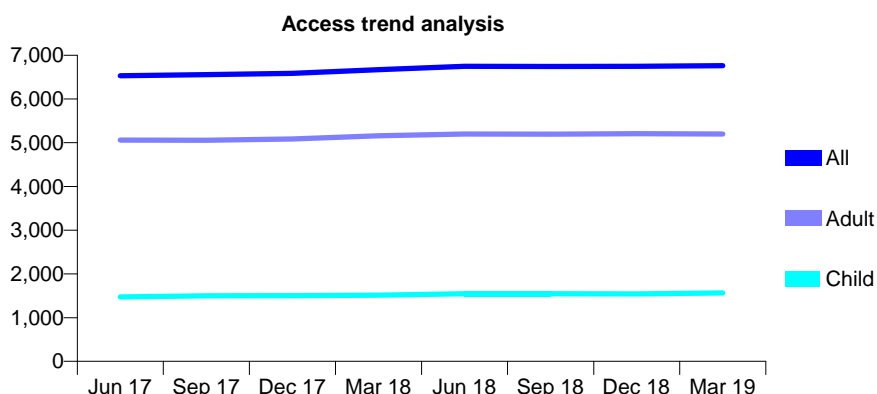
## 7A2 - Vital Signs At a Glance Contract Report for 153613/0001 - Year end March 2019

Name or company name	Llannon Dental Care Ltd
Contract type name	GDS Contract
Purpose of contract	General
Contract start date	01/11/2014
Contract end date	

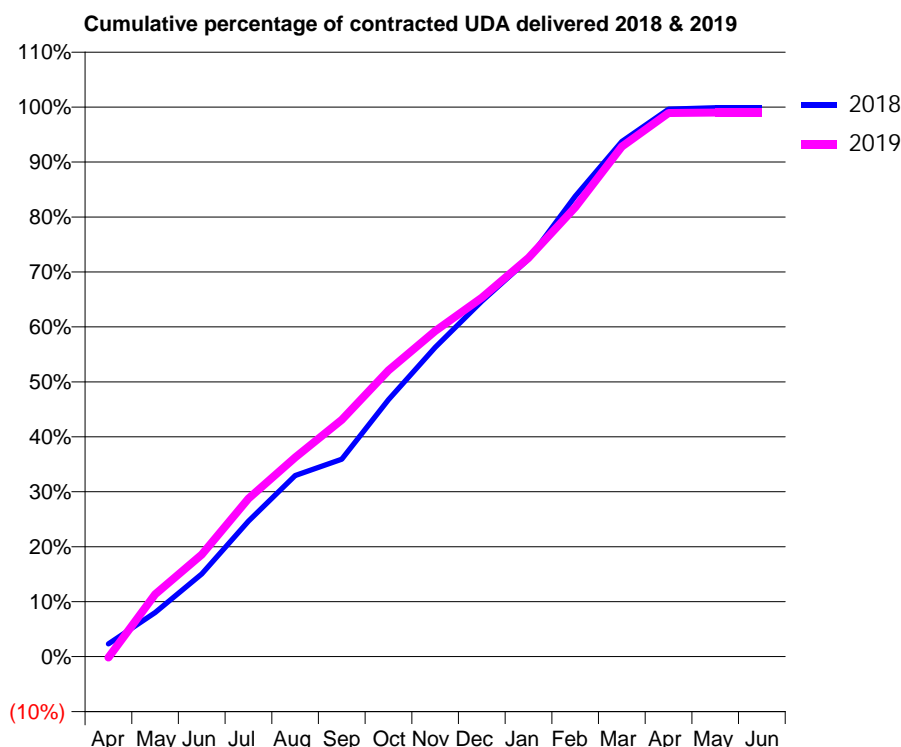
18/19 Contracted general activity (UDA)	16,457
Carry forward general activity (UDA)	371
18/19 Contracted orthodontic activity (UOA)	0
Carry forward orthodontic activity (UOA)	0
Baseline contract value	£446,677.40

### ACCESS\*

Patients seen in 24 months	Total	Change since previous quarter
Quarter ending March 2018	6,671	
Quarter ending June 2018	6,749	→
Quarter ending September 2018	6,741	→
Quarter ending December 2018	6,748	→
Quarter ending March 2019	6,761	→
<b>Variance since March 2018</b>	<b>1.3%</b>	<b>→</b>



### ACTIVITY



Adjusted Scheduled Activity (UDA)		
Month	2018	2019
April	381	-31
May	1,321	1,868
June	2,479	3,059
July	4,059	4,734
August	5,423	5,965
September	5,912	7,091
October	7,694	8,573
November	9,264	9,752
December	10,642	10,747
January	11,902	11,943
February	13,790	13,455
March	15,424	15,271
April	16,392	16,275
May	16,435	16,291
June	16,435	16,291

### QUALITY

	Quantity	Base Number	Contract	LHB	Wales
% of FP17s for the same patient ID Re-attending within 3 months - Children	194	2,284	8.5%	8.2%	10.8%
% of FP17s for the same patient ID Re-attending within 3 months - Adults	1,002	7,467	13.4%	11.9%	15.7%
% of FP17s for the same patient ID Re-attending between 3 & 9 months - Children	1,102	2,284	48.2%	56.0%	59.7%
% of FP17s for the same patient ID Re-attending between 3 & 9 months - Adults	3,893	7,467	52.1%	51.2%	55.5%
% of FP17s for Band 1 Urgent Courses	1,047	9,743	10.7%	8.1%	9.0%
% of FP17s Relating to Free Repair or Replacements	163	9,743	1.7%	0.5%	0.7%
% of FP17s Relating to Continuations	59	9,743	0.6%	0.8%	0.7%
% of Patients satisfied with the dentistry they have received	20	22	90.9%	90.7%	92.4%
% of Patients satisfied with the time they had to wait for an appointment	17	22	77.3%	84.8%	87.1%

\* This is based on patients treated on this contract for their most recent course of treatment.  
 Figures in *italics* indicate the base number of FP17s or Patient Questionnaire responses are less than 100. N/A is shown where the base number of responses is less than 10 during the period. % is calculated as Quantity/Base number\*100

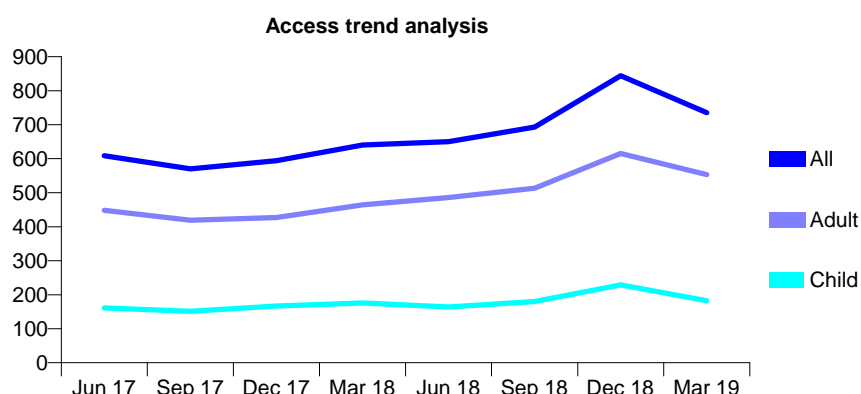
## 7A2 - Vital Signs At a Glance Contract Report for 153613/0002 - Year end March 2019

Name or company name	Llannon Dental Care Ltd
Contract type name	GDS Contract
Purpose of contract	General
Contract start date	01/11/2014
Contract end date	

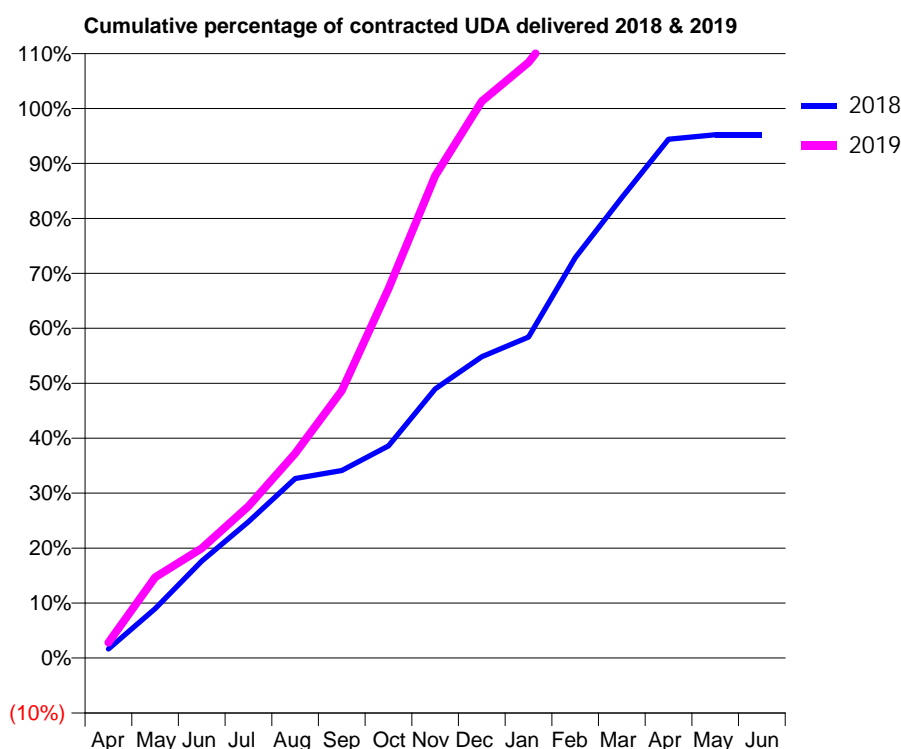
18/19 Contracted general activity (UDA)	2,000
Carry forward general activity (UDA)	0
18/19 Contracted orthodontic activity (UOA)	0
Carry forward orthodontic activity (UOA)	0
Baseline contract value	£68,357.54

### ACCESS\*

Patients seen in 24 months	Total	Change since previous quarter
Quarter ending March 2018	640	
Quarter ending June 2018	650	→
Quarter ending September 2018	693	↑
Quarter ending December 2018	844	↑
Quarter ending March 2019	735	↓
<b>Variance since March 2018</b>	<b>14.8%</b>	<b>↑</b>



### ACTIVITY



Adjusted Scheduled Activity (UDA)		
Month	2018	2019
April	33	56
May	180	294
June	352	399
July	496	552
August	654	745
September	683	973
October	772	1,344
November	980	1,755
December	1,097	2,026
January	1,168	2,168
February	1,457	2,380
March	1,675	2,565
April	1,888	2,634
May	1,904	2,634
June	1,904	2,634

### QUALITY

	Quantity	Base Number	Contract	LHB	Wales
% of FP17s for the same patient ID Re-attending within 3 months - Children	1	216	0.5%	8.2%	10.8%
% of FP17s for the same patient ID Re-attending within 3 months - Adults	3	613	0.5%	11.9%	15.7%
% of FP17s for the same patient ID Re-attending between 3 & 9 months - Children	0	216	0.0%	56.0%	59.7%
% of FP17s for the same patient ID Re-attending between 3 & 9 months - Adults	0	613	0.0%	51.2%	55.5%
% of FP17s for Band 1 Urgent Courses	5	788	0.6%	8.1%	9.0%
% of FP17s Relating to Free Repair or Replacements	0	788	0.0%	0.5%	0.7%
% of FP17s Relating to Continuations	0	788	0.0%	0.8%	0.7%
% of Patients satisfied with the dentistry they have received	2	2	N/A	90.7%	92.4%
% of Patients satisfied with the time they had to wait for an appointment	2	2	N/A	84.8%	87.1%

\* This is based on patients treated on this contract for their most recent course of treatment.

Figures in italics indicate the base number of FP17s or Patient Questionnaire responses are less than 100. N/A is shown where the base number of responses is less than 10 during the period. % is calculated as Quantity/Base number\*100

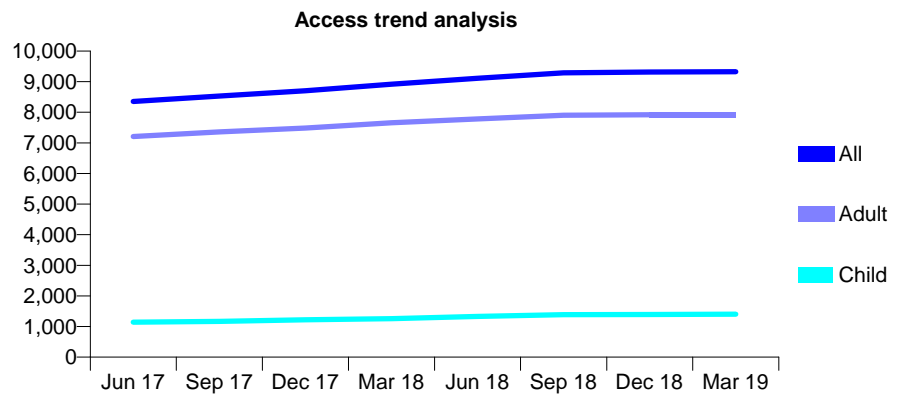
## 7A2 - Vital Signs At a Glance Contract Report for 157066/0001 - Year end March 2019

Name or company name	Intergrated Dental Holdings
Contract type name	GDS Contract
Purpose of contract	General
Contract start date	01/04/2006
Contract end date	

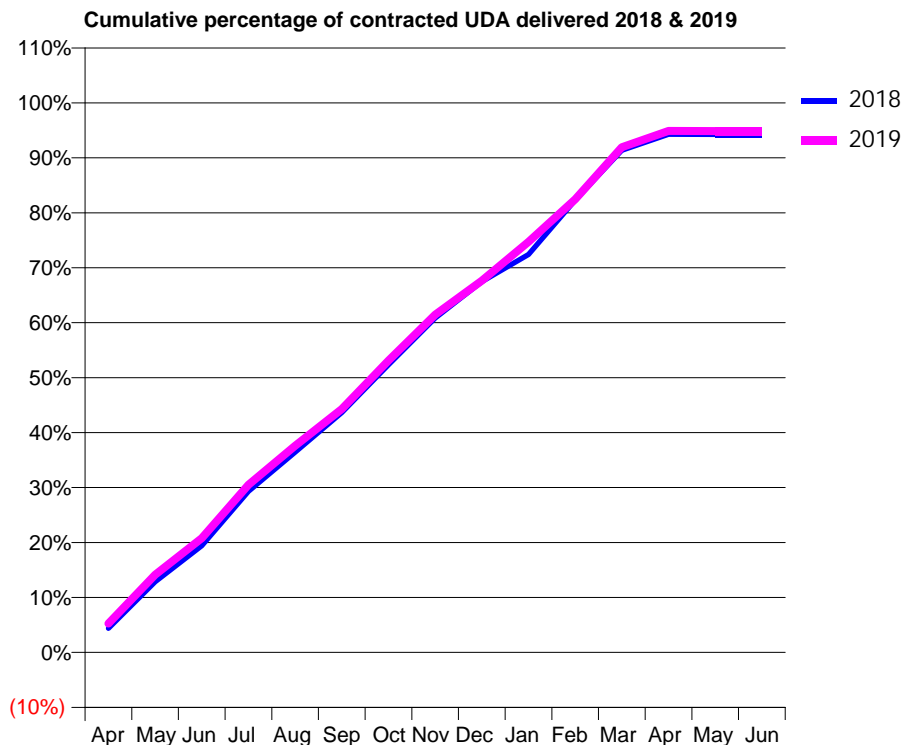
18/19 Contracted general activity (UDA)	33,500
Carry forward general activity (UDA)	0
18/19 Contracted orthodontic activity (UOA)	0
Carry forward orthodontic activity (UOA)	0
Baseline contract value	£798,164.19

### ACCESS\*

Patients seen in 24 months	Total	Change since previous quarter
Quarter ending March 2018	8,919	
Quarter ending June 2018	9,115	↑
Quarter ending September 2018	9,289	→
Quarter ending December 2018	9,312	→
Quarter ending March 2019	9,328	→
<b>Variance since March 2018</b>	<b>4.6%</b>	<b>↑</b>



### ACTIVITY



Adjusted Scheduled Activity (UDA)		
Month	2018	2019
April	1,312	1,759
May	3,853	4,738
June	5,806	6,965
July	8,776	10,222
August	10,911	12,597
September	13,068	14,828
October	15,676	17,791
November	18,215	20,591
December	20,189	22,662
January	21,672	25,030
February	24,646	27,625
March	27,356	30,797
April	28,226	31,792
May	28,216	31,786
June	28,216	31,780

### QUALITY

	Quantity	Base Number	Contract	LHB	Wales
% of FP17s for the same patient ID Re-attending within 3 months - Children	117	2,143	5.5%	8.2%	10.8%
% of FP17s for the same patient ID Re-attending within 3 months - Adults	1,093	11,894	9.2%	11.9%	15.7%
% of FP17s for the same patient ID Re-attending between 3 & 9 months - Children	1,252	2,143	58.4%	56.0%	59.7%
% of FP17s for the same patient ID Re-attending between 3 & 9 months - Adults	7,319	11,894	61.5%	51.2%	55.5%
% of FP17s for Band 1 Urgent Courses	1,015	14,067	7.2%	8.1%	9.0%
% of FP17s Relating to Free Repair or Replacements	86	14,067	0.6%	0.5%	0.7%
% of FP17s Relating to Continuations	69	14,067	0.5%	0.8%	0.7%
% of Patients satisfied with the dentistry they have received	62	66	93.9%	90.7%	92.4%
% of Patients satisfied with the time they had to wait for an appointment	57	66	86.4%	84.8%	87.1%

\* This is based on patients treated on this contract for their most recent course of treatment.  
Figures in italics indicate the base number of FP17s or Patient Questionnaire responses are less than 100. N/A is shown where the base number of responses is less than 10 during the period. % is calculated as Quantity/Base number\*100

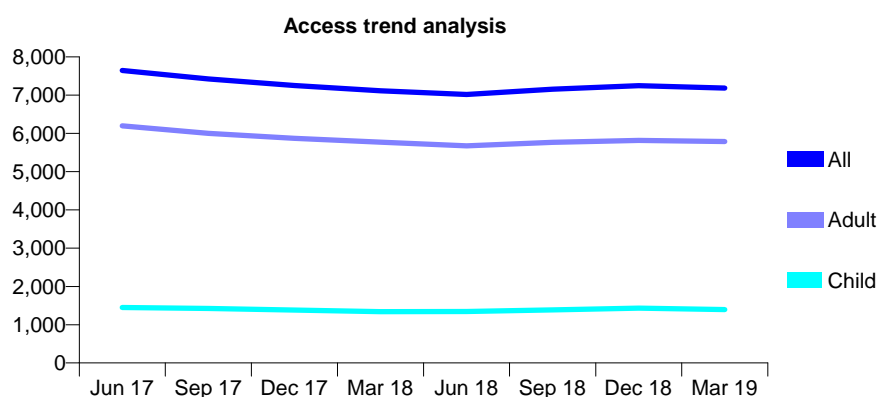
## 7A2 - Vital Signs At a Glance Contract Report for 158194/0006 - Year end March 2019

Name or company name	Denticare Ltd
Contract type name	GDS Contract
Purpose of contract	General
Contract start date	01/04/2006
Contract end date	

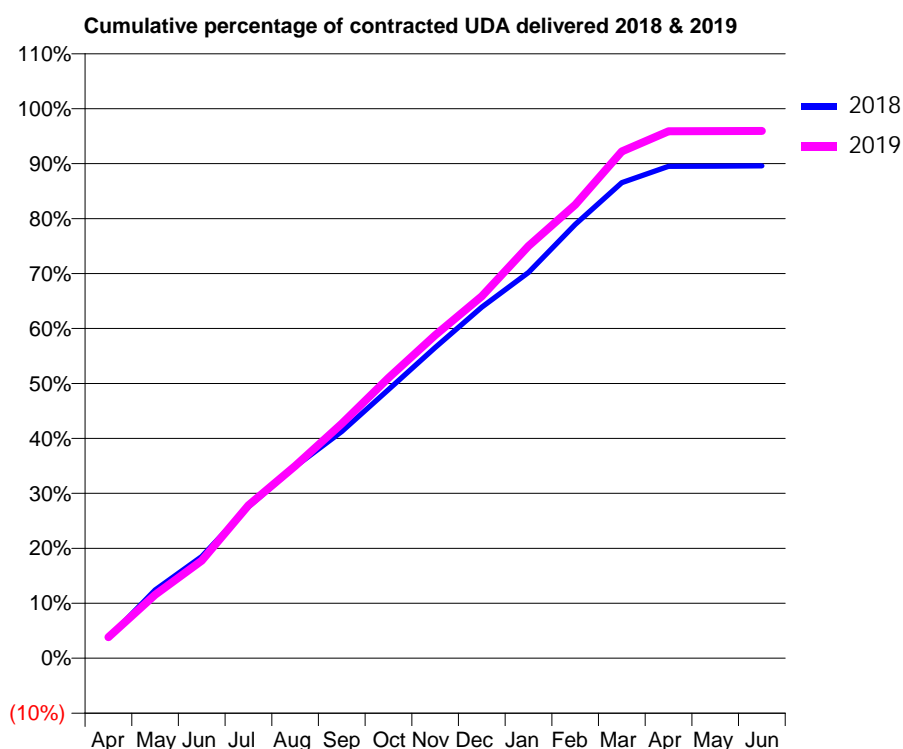
18/19 Contracted general activity (UDA)	23,362
Carry forward general activity (UDA)	0
18/19 Contracted orthodontic activity (UOA)	0
Carry forward orthodontic activity (UOA)	0
Baseline contract value	£672,544.30

### ACCESS\*

Patients seen in 24 months	Total	Change since previous quarter
Quarter ending March 2018	7,114	
Quarter ending June 2018	7,017	↓
Quarter ending September 2018	7,154	→
Quarter ending December 2018	7,249	→
Quarter ending March 2019	7,184	→
<b>Variance since March 2018</b>	<b>1.0%</b>	<b>→</b>



### ACTIVITY



Adjusted Scheduled Activity (UDA)		
Month	2018	2019
April	873	901
May	2,906	2,695
June	4,322	4,145
July	6,437	6,501
August	8,151	8,170
September	9,637	9,969
October	11,419	11,921
November	13,211	13,736
December	14,928	15,388
January	16,398	17,519
February	18,438	19,279
March	20,214	21,549
April	20,911	22,403
May	20,920	22,408
June	20,935	22,412

### QUALITY

	Quantity	Base Number	Contract	LHB	Wales
% of FP17s for the same patient ID Re-attending within 3 months - Children	116	2,228	5.2%	8.2%	10.8%
% of FP17s for the same patient ID Re-attending within 3 months - Adults	998	8,834	11.3%	11.9%	15.7%
% of FP17s for the same patient ID Re-attending between 3 & 9 months - Children	1,310	2,228	58.8%	56.0%	59.7%
% of FP17s for the same patient ID Re-attending between 3 & 9 months - Adults	4,898	8,834	55.4%	51.2%	55.5%
% of FP17s for Band 1 Urgent Courses	653	11,067	5.9%	8.1%	9.0%
% of FP17s Relating to Free Repair or Replacements	17	11,067	0.2%	0.5%	0.7%
% of FP17s Relating to Continuations	115	11,067	1.0%	0.8%	0.7%
% of Patients satisfied with the dentistry they have received	63	71	88.7%	90.7%	92.4%
% of Patients satisfied with the time they had to wait for an appointment	57	71	80.3%	84.8%	87.1%

\* This is based on patients treated on this contract for their most recent course of treatment.

Figures in italics indicate the base number of FP17s or Patient Questionnaire responses are less than 100. N/A is shown where the base number of responses is less than 10 during the period. % is calculated as Quantity/Base number\*100

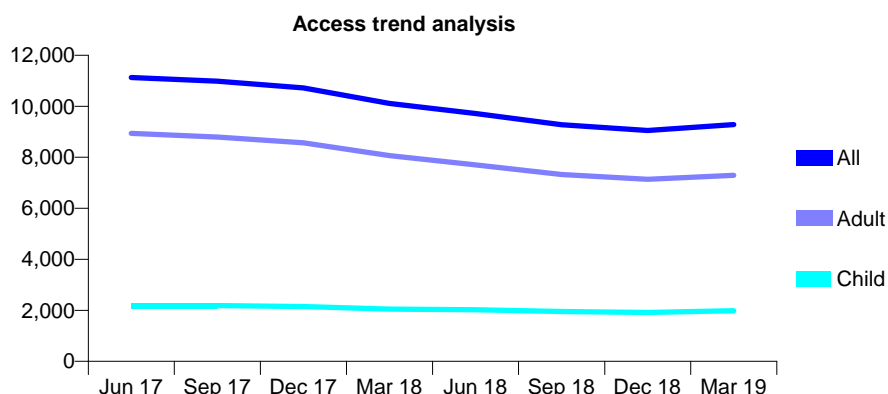
## 7A2 - Vital Signs At a Glance Contract Report for 158194/0012 - Year end March 2019

Name or company name	Denticare Ltd
Contract type name	GDS Contract
Purpose of contract	General
Contract start date	02/08/2006
Contract end date	

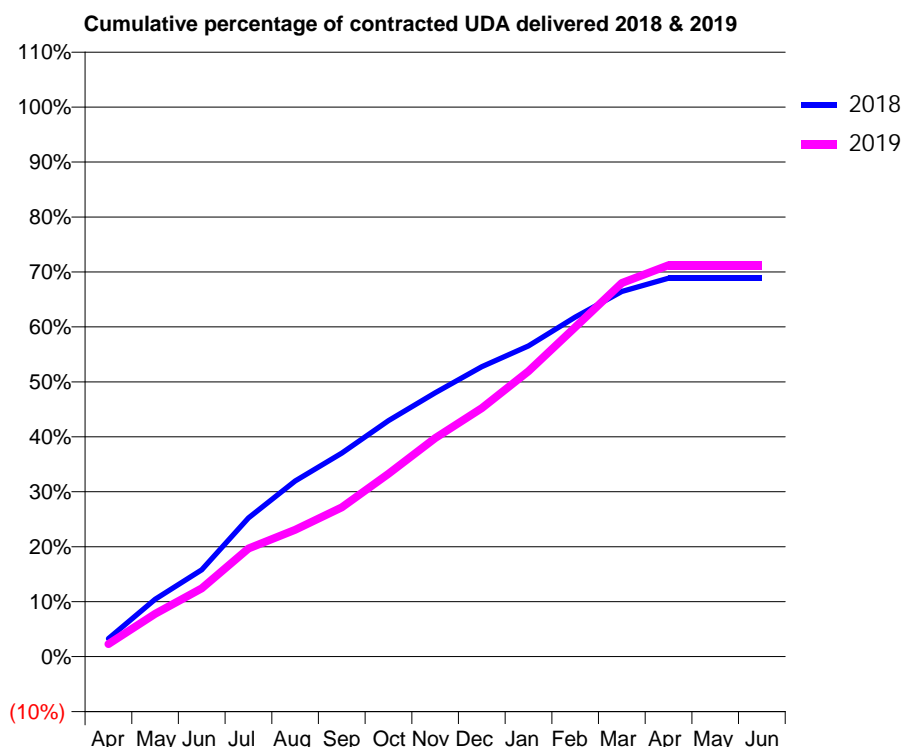
18/19 Contracted general activity (UDA)	33,000
Carry forward general activity (UDA)	0
18/19 Contracted orthodontic activity (UOA)	0
Carry forward orthodontic activity (UOA)	0
Baseline contract value	£950,002.61

### ACCESS\*

Patients seen in 24 months	Total	Change since previous quarter
Quarter ending March 2018	10,111	
Quarter ending June 2018	9,719	↓
Quarter ending September 2018	9,277	↓
Quarter ending December 2018	9,050	↓
Quarter ending March 2019	9,282	↑
<b>Variance since March 2018</b>	<b>(8.2%)</b>	<b>↓</b>



### ACTIVITY



Adjusted Scheduled Activity (UDA)		
Month	2018	2019
April	1,088	754
May	3,449	2,571
June	5,215	4,108
July	8,335	6,487
August	10,550	7,621
September	12,217	8,967
October	14,168	10,979
November	15,844	13,119
December	17,410	14,922
January	18,665	17,140
February	20,391	19,785
March	21,921	22,432
April	22,721	23,503
May	22,720	23,503
June	22,721	23,499

### QUALITY

	Quantity	Base Number	Contract	LHB	Wales
% of FP17s for the same patient ID Re-attending within 3 months - Children	129	2,437	5.3%	8.2%	10.8%
% of FP17s for the same patient ID Re-attending within 3 months - Adults	875	8,816	9.9%	11.9%	15.7%
% of FP17s for the same patient ID Re-attending between 3 & 9 months - Children	760	2,437	31.2%	56.0%	59.7%
% of FP17s for the same patient ID Re-attending between 3 & 9 months - Adults	3,283	8,816	37.2%	51.2%	55.5%
% of FP17s for Band 1 Urgent Courses	752	11,312	6.6%	8.1%	9.0%
% of FP17s Relating to Free Repair or Replacements	12	11,312	0.1%	0.5%	0.7%
% of FP17s Relating to Continuations	83	11,312	0.7%	0.8%	0.7%
% of Patients satisfied with the dentistry they have received	26	31	83.9%	90.7%	92.4%
% of Patients satisfied with the time they had to wait for an appointment	21	31	67.7%	84.8%	87.1%

\* This is based on patients treated on this contract for their most recent course of treatment.  
 Figures in *italics* indicate the base number of FP17s or Patient Questionnaire responses are less than 100. N/A is shown where the base number of responses is less than 10 during the period. % is calculated as Quantity/Base number\*100

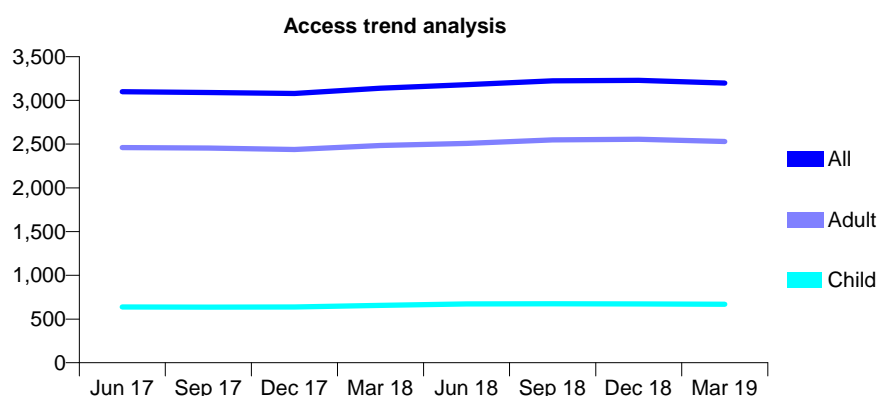
## 7A2 - Vital Signs At a Glance Contract Report for 158194/0019 - Year end March 2019

Name or company name	Denticare Ltd
Contract type name	Pilot Contract
Purpose of contract	General
Contract start date	08/12/2007
Contract end date	

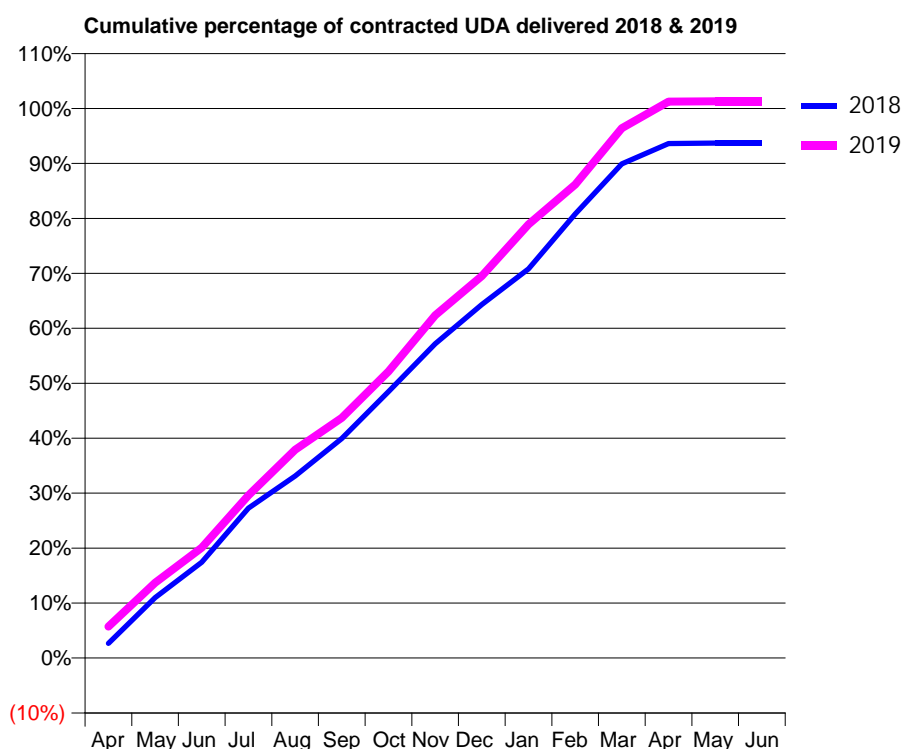
18/19 Contracted general activity (UDA)	7,638
Carry forward general activity (UDA)	0
18/19 Contracted orthodontic activity (UOA)	0
Carry forward orthodontic activity (UOA)	0
Baseline contract value	£221,672.53

### ACCESS\*

Patients seen in 24 months	Total	Change since previous quarter
Quarter ending March 2018	3,139	
Quarter ending June 2018	3,181	→
Quarter ending September 2018	3,223	→
Quarter ending December 2018	3,229	→
Quarter ending March 2019	3,198	→
<b>Variance since March 2018</b>	<b>1.9%</b>	<b>→</b>



### ACTIVITY



Adjusted Scheduled Activity (UDA)		
Month	2018	2019
April	215	438
May	895	1,047
June	1,418	1,534
July	2,220	2,260
August	2,695	2,895
September	3,250	3,337
October	3,942	3,983
November	4,650	4,763
December	5,232	5,309
January	5,757	6,028
February	6,570	6,581
March	7,313	7,362
April	7,614	7,735
May	7,621	7,737
June	7,621	7,737

### QUALITY

	Quantity	Base Number	Contract	LHB	Wales
% of FP17s for the same patient ID Re-attending within 3 months - Children	39	948	4.1%	8.2%	10.8%
% of FP17s for the same patient ID Re-attending within 3 months - Adults	256	3,149	8.1%	11.9%	15.7%
% of FP17s for the same patient ID Re-attending between 3 & 9 months - Children	446	948	47.0%	56.0%	59.7%
% of FP17s for the same patient ID Re-attending between 3 & 9 months - Adults	1,496	3,149	47.5%	51.2%	55.5%
% of FP17s for Band 1 Urgent Courses	163	4,086	4.0%	8.1%	9.0%
% of FP17s Relating to Free Repair or Replacements	2	4,086	0.0%	0.5%	0.7%
% of FP17s Relating to Continuations	26	4,086	0.6%	0.8%	0.7%
% of Patients satisfied with the dentistry they have received	11	11	100.0%	90.7%	92.4%
% of Patients satisfied with the time they had to wait for an appointment	9	11	81.8%	84.8%	87.1%

\* This is based on patients treated on this contract for their most recent course of treatment.

Figures in italics indicate the base number of FP17s or Patient Questionnaire responses are less than 100. N/A is shown where the base number of responses is less than 10 during the period. % is calculated as Quantity/Base number\*100



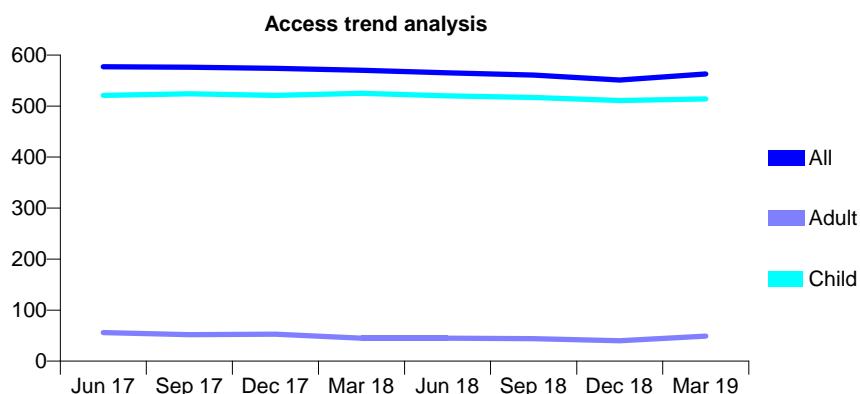
## 7A2 - Vital Signs At a Glance Contract Report for 158666/0001 - Year end March 2019

Name or company name	Dew Street Dental Practice Limited
Contract type name	GDS Contract
Purpose of contract	General
Contract start date	01/04/2012
Contract end date	

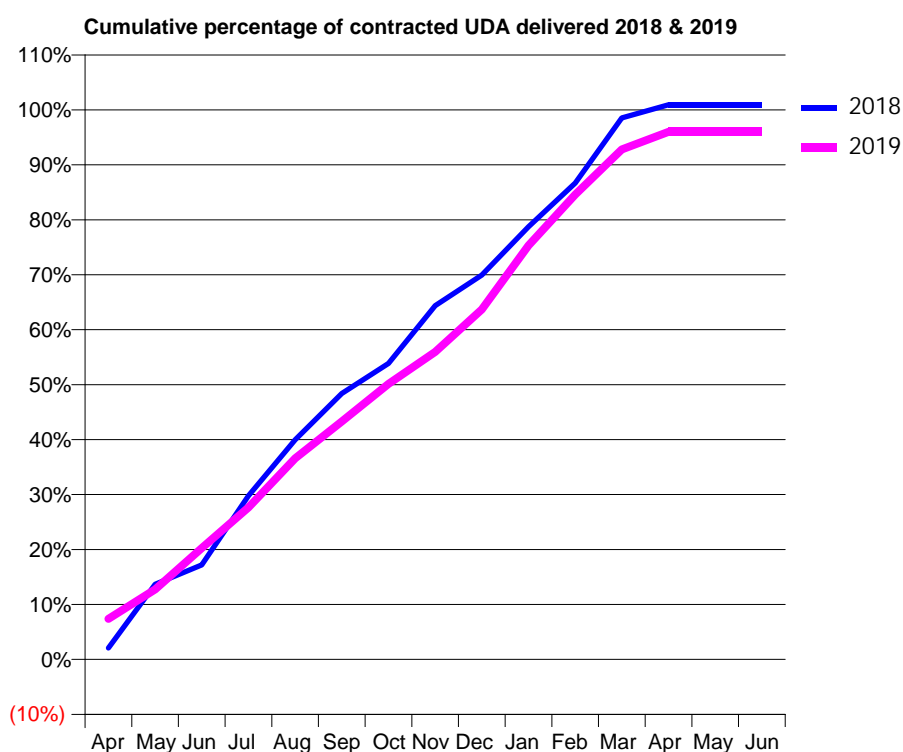
18/19 Contracted general activity (UDA)	1,393
Carry forward general activity (UDA)	-13
18/19 Contracted orthodontic activity (UOA)	0
Carry forward orthodontic activity (UOA)	0
Baseline contract value	£40,122.17

### ACCESS\*

Patients seen in 24 months	Total	Change since previous quarter
Quarter ending March 2018	570	
Quarter ending June 2018	565	→
Quarter ending September 2018	561	→
Quarter ending December 2018	551	↓
Quarter ending March 2019	563	↑
<b>Variance since March 2018</b>	<b>(1.2%)</b>	<b>↓</b>



### ACTIVITY



Adjusted Scheduled Activity (UDA)		
Month	2018	2019
April	29	103
May	190	178
June	240	282
July	415	385
August	557	510
September	674	603
October	750	698
November	897	780
December	974	887
January	1,097	1,050
February	1,207	1,178
March	1,373	1,293
April	1,406	1,338
May	1,406	1,338
June	1,406	1,338

### QUALITY

	Quantity	Base Number	Contract	LHB	Wales
% of FP17s for the same patient ID Re-attending within 3 months - Children	99	1,063	9.3%	8.2%	10.8%
% of FP17s for the same patient ID Re-attending within 3 months - Adults	0	1	0.0%	11.9%	15.7%
% of FP17s for the same patient ID Re-attending between 3 & 9 months - Children	750	1,063	70.6%	56.0%	59.7%
% of FP17s for the same patient ID Re-attending between 3 & 9 months - Adults	1	1	100.0%	51.2%	55.5%
% of FP17s for Band 1 Urgent Courses	33	1,063	3.1%	8.1%	9.0%
% of FP17s Relating to Free Repair or Replacements	0	1,063	0.0%	0.5%	0.7%
% of FP17s Relating to Continuations	0	1,063	0.0%	0.8%	0.7%
% of Patients satisfied with the dentistry they have received	3	3	N/A	90.7%	92.4%
% of Patients satisfied with the time they had to wait for an appointment	1	3	N/A	84.8%	87.1%

\* This is based on patients treated on this contract for their most recent course of treatment. Figures in italics indicate the base number of FP17s or Patient Questionnaire responses are less than 100. N/A is shown where the base number of responses is less than 10 during the period. % is calculated as Quantity/Base number\*100

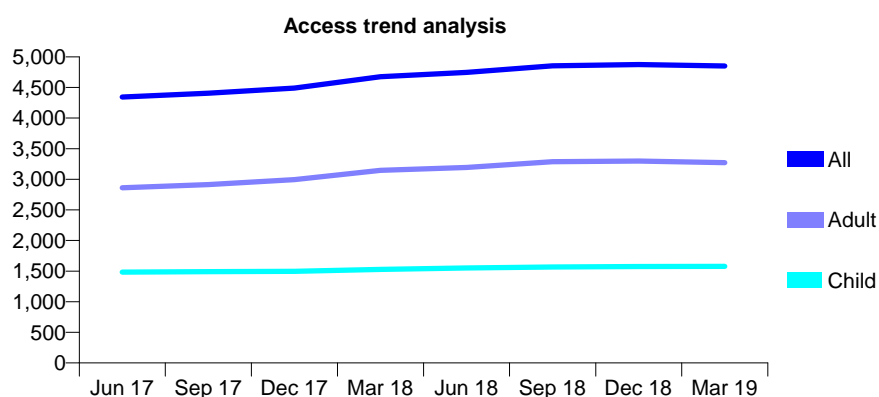
## 7A2 - Vital Signs At a Glance Contract Report for 163449/0001 - Year end March 2019

Name or company name	Portland Street Dental Practice
Contract type name	GDS Contract
Purpose of contract	General
Contract start date	01/04/2010
Contract end date	

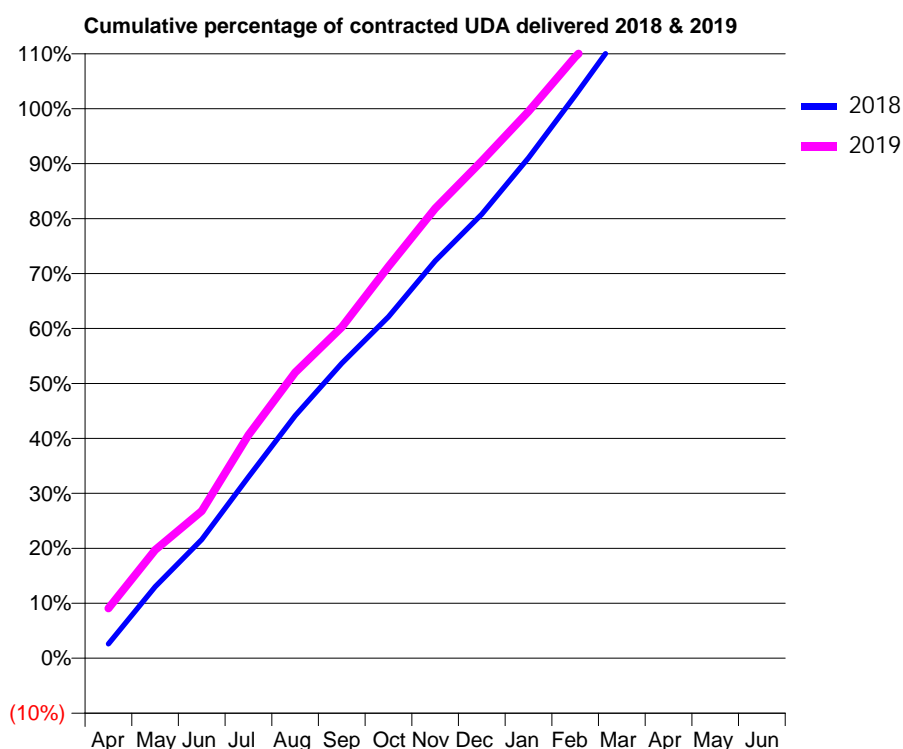
18/19 Contracted general activity (UDA)	10,142
Carry forward general activity (UDA)	-423
18/19 Contracted orthodontic activity (UOA)	0
Carry forward orthodontic activity (UOA)	0
Baseline contract value	£383,510.13

### ACCESS\*

Patients seen in 24 months	Total	Change since previous quarter
Quarter ending March 2018	4,676	
Quarter ending June 2018	4,746	→
Quarter ending September 2018	4,853	↑
Quarter ending December 2018	4,874	→
Quarter ending March 2019	4,850	→
<b>Variance since March 2018</b>	<b>3.7%</b>	<b>↑</b>



### ACTIVITY



Adjusted Scheduled Activity (UDA)		
Month	2018	2019
April	264	923
May	1,319	1,998
June	2,191	2,715
July	3,347	4,118
August	4,477	5,273
September	5,442	6,109
October	6,302	7,230
November	7,333	8,300
December	8,194	9,177
January	9,232	10,090
February	10,387	11,098
March	11,574	11,871
April	12,048	12,044
May	12,071	12,057
June	12,073	12,056

### QUALITY

	Quantity	Base Number	Contract	LHB	Wales
% of FP17s for the same patient ID Re-attending within 3 months - Children	176	2,673	6.6%	8.2%	10.8%
% of FP17s for the same patient ID Re-attending within 3 months - Adults	385	4,183	9.2%	11.9%	15.7%
% of FP17s for the same patient ID Re-attending between 3 & 9 months - Children	1,846	2,673	69.1%	56.0%	59.7%
% of FP17s for the same patient ID Re-attending between 3 & 9 months - Adults	2,464	4,183	58.9%	51.2%	55.5%
% of FP17s for Band 1 Urgent Courses	534	6,754	7.9%	8.1%	9.0%
% of FP17s Relating to Free Repair or Replacements	38	6,754	0.6%	0.5%	0.7%
% of FP17s Relating to Continuations	7	6,754	0.1%	0.8%	0.7%
% of Patients satisfied with the dentistry they have received	12	14	85.7%	90.7%	92.4%
% of Patients satisfied with the time they had to wait for an appointment	10	14	71.4%	84.8%	87.1%

\* This is based on patients treated on this contract for their most recent course of treatment.

Figures in italics indicate the base number of FP17s or Patient Questionnaire responses are less than 100. N/A is shown where the base number of responses is less than 10 during the period. % is calculated as Quantity/Base number\*100

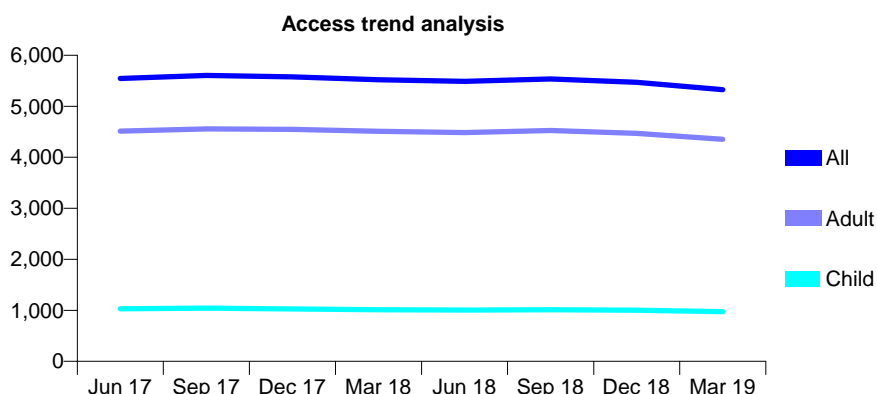
## 7A2 - Vital Signs At a Glance Contract Report for 164496/0001 - Year end March 2019

Name or company name	Whitecross Partnership Account
Contract type name	GDS Contract
Purpose of contract	General
Contract start date	29/03/2010
Contract end date	

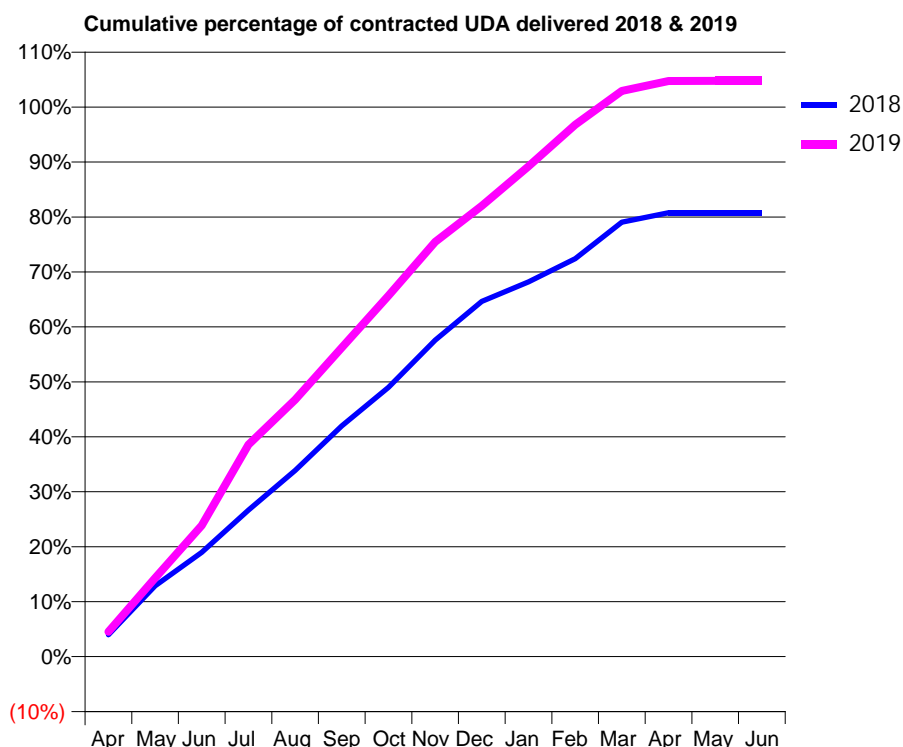
18/19 Contracted general activity (UDA)	15,051
Carry forward general activity (UDA)	0
18/19 Contracted orthodontic activity (UOA)	0
Carry forward orthodontic activity (UOA)	0
Baseline contract value	£554,598.89

### ACCESS\*

Patients seen in 24 months	Total	Change since previous quarter
Quarter ending March 2018	5,519	
Quarter ending June 2018	5,490	→
Quarter ending September 2018	5,537	→
Quarter ending December 2018	5,470	↓
Quarter ending March 2019	5,327	↓
<b>Variance since March 2018</b>	<b>(3.5%)</b>	<b>↓</b>



### ACTIVITY



Adjusted Scheduled Activity (UDA)		
Month	2018	2019
April	602	682
May	1,940	2,157
June	2,853	3,591
July	4,013	5,805
August	5,102	7,036
September	6,318	8,459
October	7,377	9,886
November	8,668	11,360
December	9,730	12,343
January	10,264	13,430
February	10,902	14,567
March	11,898	15,492
April	12,156	15,765
May	12,156	15,769
June	12,156	15,770

### QUALITY

	Quantity	Base Number	Contract	LHB	Wales
% of FP17s for the same patient ID Re-attending within 3 months - Children	76	1,268	6.0%	8.2%	10.8%
% of FP17s for the same patient ID Re-attending within 3 months - Adults	665	5,136	12.9%	11.9%	15.7%
% of FP17s for the same patient ID Re-attending between 3 & 9 months - Children	483	1,268	38.1%	56.0%	59.7%
% of FP17s for the same patient ID Re-attending between 3 & 9 months - Adults	1,723	5,136	33.5%	51.2%	55.5%
% of FP17s for Band 1 Urgent Courses	920	6,360	14.5%	8.1%	9.0%
% of FP17s Relating to Free Repair or Replacements	17	6,360	0.3%	0.5%	0.7%
% of FP17s Relating to Continuations	78	6,360	1.2%	0.8%	0.7%
% of Patients satisfied with the dentistry they have received	27	28	96.4%	90.7%	92.4%
% of Patients satisfied with the time they had to wait for an appointment	23	28	82.1%	84.8%	87.1%

\* This is based on patients treated on this contract for their most recent course of treatment.  
 Figures in *italics* indicate the base number of FP17s or Patient Questionnaire responses are less than 100. N/A is shown where the base number of responses is less than 10 during the period. % is calculated as Quantity/Base number\*100

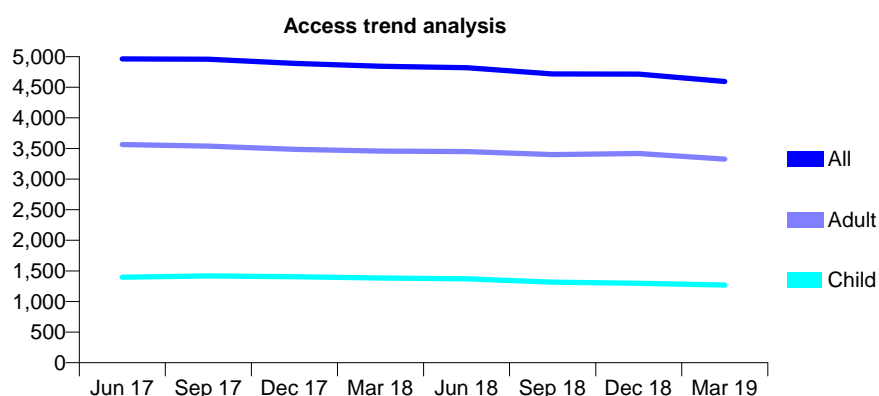
## 7A2 - Vital Signs At a Glance Contract Report for 166820/0001 - Year end March 2019

Name or company name	Dr N Patel, Dr J Rai and Dr N Kernahan
Contract type name	Pilot Contract
Purpose of contract	General
Contract start date	01/04/2006
Contract end date	

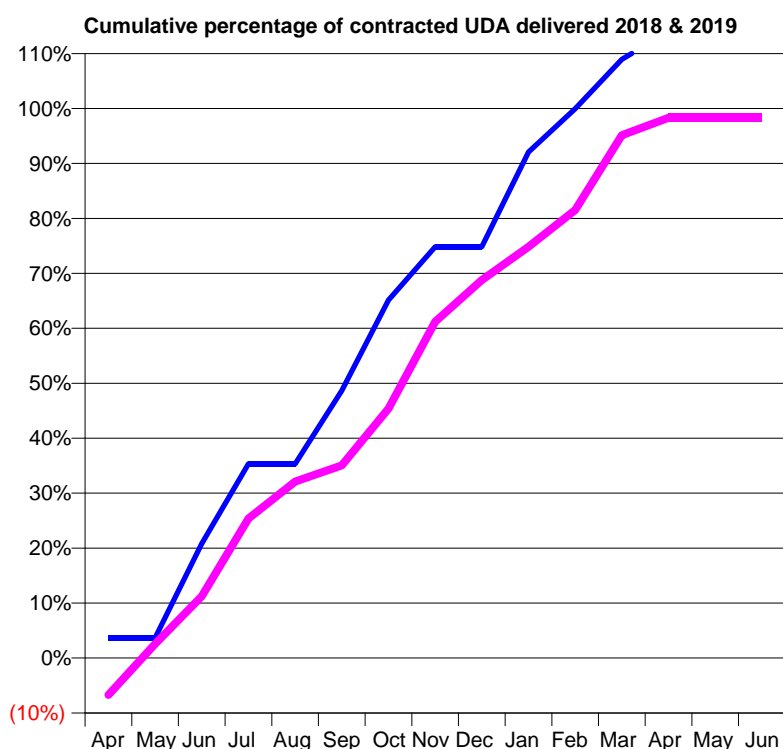
18/19 Contracted general activity (UDA)	11,653
Carry forward general activity (UDA)	784
18/19 Contracted orthodontic activity (UOA)	0
Carry forward orthodontic activity (UOA)	0
Baseline contract value	£350,213.70

### ACCESS\*

Patients seen in 24 months	Total	Change since previous quarter
Quarter ending March 2018	4,843	
Quarter ending June 2018	4,821	→
Quarter ending September 2018	4,717	↓
Quarter ending December 2018	4,715	→
Quarter ending March 2019	4,595	↓
<b>Variance since March 2018</b>	<b>(5.1%)</b>	<b>↓</b>



### ACTIVITY



Adjusted Scheduled Activity (UDA)		
Month	2018	2019
April	438	-784
May	438	302
June	2,486	1,307
July	4,225	2,960
August	4,225	3,744
September	5,813	4,085
October	7,783	5,288
November	8,942	7,134
December	8,942	8,016
January	11,005	8,719
February	11,947	9,501
March	13,017	11,087
April	13,629	11,454
May	13,925	11,455
June	13,925	11,455

### QUALITY

	Quantity	Base Number	Contract	LHB	Wales
% of FP17s for the same patient ID Re-attending within 3 months - Children	159	1,771	9.0%	8.2%	10.8%
% of FP17s for the same patient ID Re-attending within 3 months - Adults	797	4,600	17.3%	11.9%	15.7%
% of FP17s for the same patient ID Re-attending between 3 & 9 months - Children	941	1,771	53.1%	56.0%	59.7%
% of FP17s for the same patient ID Re-attending between 3 & 9 months - Adults	2,214	4,600	48.1%	51.2%	55.5%
% of FP17s for Band 1 Urgent Courses	697	6,217	11.2%	8.1%	9.0%
% of FP17s Relating to Free Repair or Replacements	60	6,217	1.0%	0.5%	0.7%
% of FP17s Relating to Continuations	152	6,217	2.4%	0.8%	0.7%
% of Patients satisfied with the dentistry they have received	7	11	63.6%	90.7%	92.4%
% of Patients satisfied with the time they had to wait for an appointment	9	11	81.8%	84.8%	87.1%

\* This is based on patients treated on this contract for their most recent course of treatment.

Figures in italics indicate the base number of FP17s or Patient Questionnaire responses are less than 100. N/A is shown where the base number of responses is less than 10 during the period. % is calculated as Quantity/Base number\*100

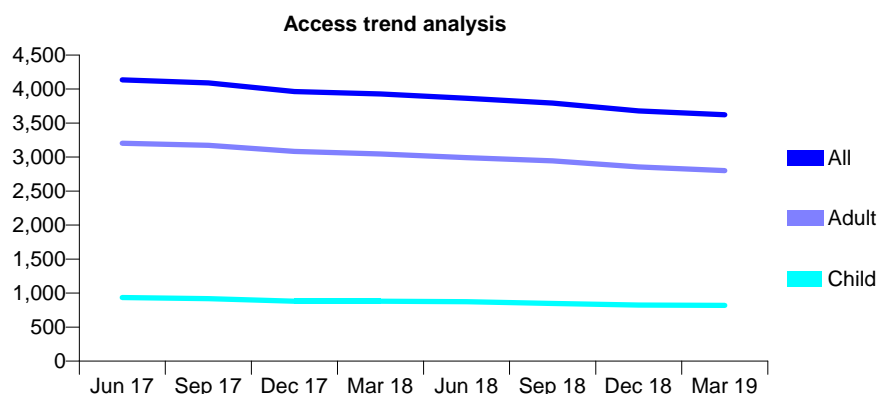
## 7A2 - Vital Signs At a Glance Contract Report for 169226/0001 - Year end March 2019

Name or company name	Dr. N Patel, J Rai & Dr. N Kernahan
Contract type name	GDS Contract
Purpose of contract	General
Contract start date	01/08/2007
Contract end date	

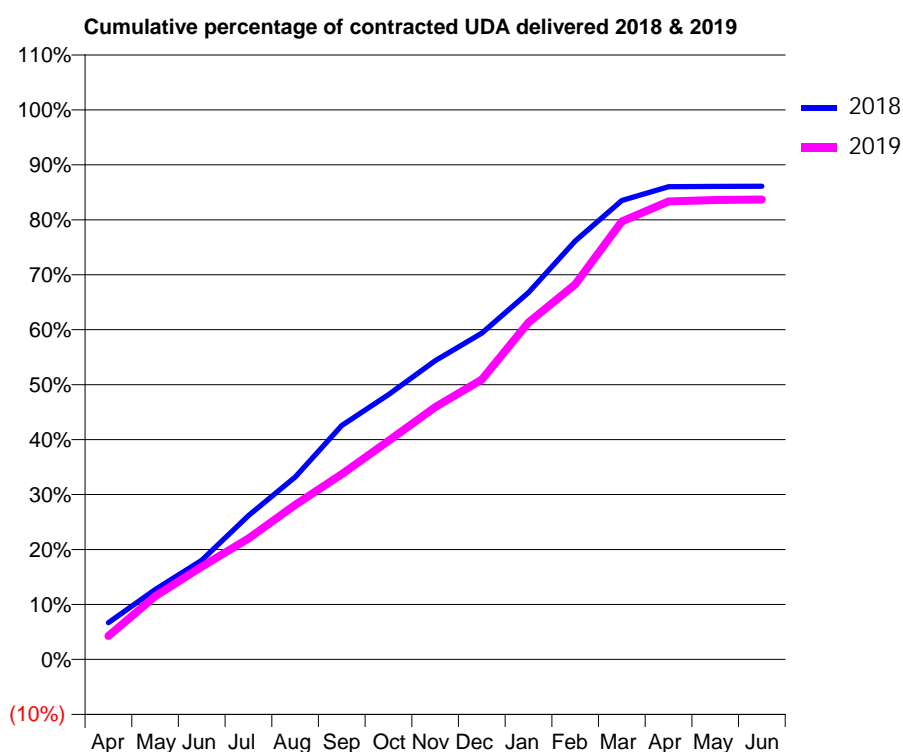
18/19 Contracted general activity (UDA)	11,500
Carry forward general activity (UDA)	-39
18/19 Contracted orthodontic activity (UOA)	0
Carry forward orthodontic activity (UOA)	0
Baseline contract value	£325,731.13

### ACCESS\*

Patients seen in 24 months	Total	Change since previous quarter
Quarter ending March 2018	3,929	
Quarter ending June 2018	3,865	↓
Quarter ending September 2018	3,793	↓
Quarter ending December 2018	3,680	↓
Quarter ending March 2019	3,622	↓
<b>Variance since March 2018</b>	<b>(7.8%)</b>	<b>↓</b>



### ACTIVITY



Adjusted Scheduled Activity (UDA)		
Month	2018	2019
April	900	494
May	1,717	1,321
June	2,430	1,941
July	3,526	2,531
August	4,474	3,232
September	5,737	3,876
October	6,494	4,571
November	7,325	5,282
December	8,002	5,856
January	9,001	7,052
February	10,264	7,848
March	11,256	9,164
April	11,594	9,582
May	11,600	9,613
June	11,602	9,624

### QUALITY

	Quantity	Base Number	Contract	LHB	Wales
% of FP17s for the same patient ID Re-attending within 3 months - Children	78	1,132	6.9%	8.2%	10.8%
% of FP17s for the same patient ID Re-attending within 3 months - Adults	670	4,268	15.7%	11.9%	15.7%
% of FP17s for the same patient ID Re-attending between 3 & 9 months - Children	609	1,132	53.8%	56.0%	59.7%
% of FP17s for the same patient ID Re-attending between 3 & 9 months - Adults	2,442	4,268	57.2%	51.2%	55.5%
% of FP17s for Band 1 Urgent Courses	402	5,492	7.3%	8.1%	9.0%
% of FP17s Relating to Free Repair or Replacements	52	5,492	0.9%	0.5%	0.7%
% of FP17s Relating to Continuations	133	5,492	2.4%	0.8%	0.7%
% of Patients satisfied with the dentistry they have received	10	14	71.4%	90.7%	92.4%
% of Patients satisfied with the time they had to wait for an appointment	11	14	78.6%	84.8%	87.1%

\* This is based on patients treated on this contract for their most recent course of treatment. Figures in italics indicate the base number of FP17s or Patient Questionnaire responses are less than 100. N/A is shown where the base number of responses is less than 10 during the period. % is calculated as Quantity/Base number\*100

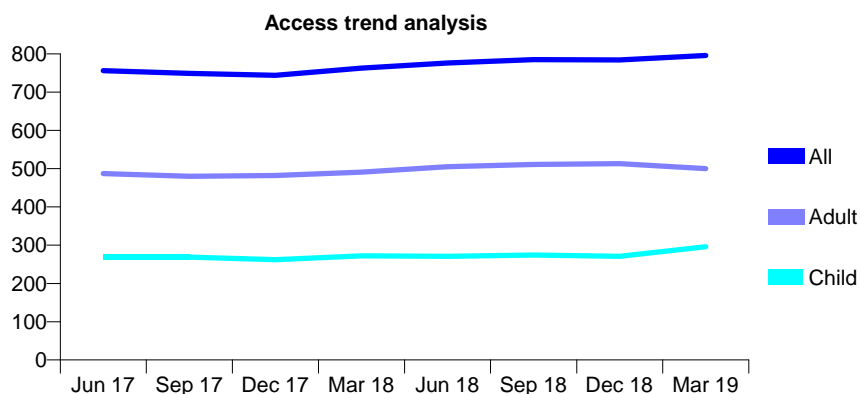
## 7A2 - Vital Signs At a Glance Contract Report for 172243/0001 - Year end March 2019

Name or company name	Adrian Chiriac
Contract type name	GDS Contract
Purpose of contract	General
Contract start date	01/04/2011
Contract end date	

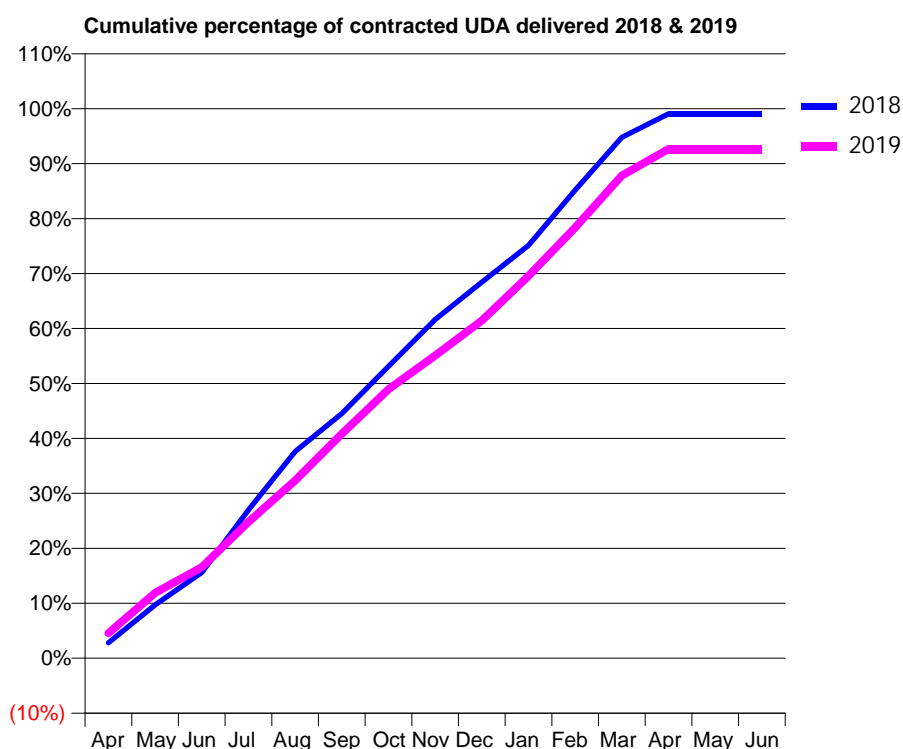
18/19 Contracted general activity (UDA)	2,192
Carry forward general activity (UDA)	21
18/19 Contracted orthodontic activity (UOA)	0
Carry forward orthodontic activity (UOA)	0
Baseline contract value	£62,015.88

### ACCESS\*

Patients seen in 24 months	Total	Change since previous quarter
Quarter ending March 2018	763	
Quarter ending June 2018	776	→
Quarter ending September 2018	785	→
Quarter ending December 2018	784	→
Quarter ending March 2019	796	→
<b>Variance since March 2018</b>	<b>4.3%</b>	<b>↑</b>



### ACTIVITY



Adjusted Scheduled Activity (UDA)		
Month	2018	2019
April	62	100
May	213	261
June	342	363
July	591	543
August	825	709
September	976	894
October	1,164	1,073
November	1,351	1,208
December	1,500	1,347
January	1,647	1,525
February	1,867	1,718
March	2,077	1,925
April	2,171	2,031
May	2,171	2,031
June	2,171	2,031

### QUALITY

	Quantity	Base Number	Contract	LHB	Wales
% of FP17s for the same patient ID Re-attending within 3 months - Children	43	524	8.2%	8.2%	10.8%
% of FP17s for the same patient ID Re-attending within 3 months - Adults	117	747	15.7%	11.9%	15.7%
% of FP17s for the same patient ID Re-attending between 3 & 9 months - Children	356	524	67.9%	56.0%	59.7%
% of FP17s for the same patient ID Re-attending between 3 & 9 months - Adults	433	747	58.0%	51.2%	55.5%
% of FP17s for Band 1 Urgent Courses	170	1,261	13.5%	8.1%	9.0%
% of FP17s Relating to Free Repair or Replacements	0	1,261	0.0%	0.5%	0.7%
% of FP17s Relating to Continuations	2	1,261	0.2%	0.8%	0.7%
% of Patients satisfied with the dentistry they have received	3	4	N/A	90.7%	92.4%
% of Patients satisfied with the time they had to wait for an appointment	3	4	N/A	84.8%	87.1%

\* This is based on patients treated on this contract for their most recent course of treatment. Figures in italics indicate the base number of FP17s or Patient Questionnaire responses are less than 100. N/A is shown where the base number of responses is less than 10 during the period. % is calculated as Quantity/Base number\*100

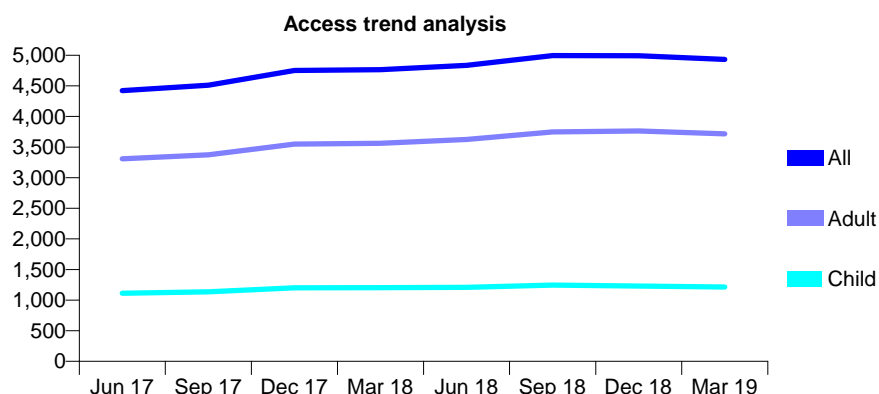
## 7A2 - Vital Signs At a Glance Contract Report for 175714/0001 - Year end March 2019

Name or company name	MSC Universal Limited
Contract type name	GDS Contract
Purpose of contract	General
Contract start date	01/12/2010
Contract end date	

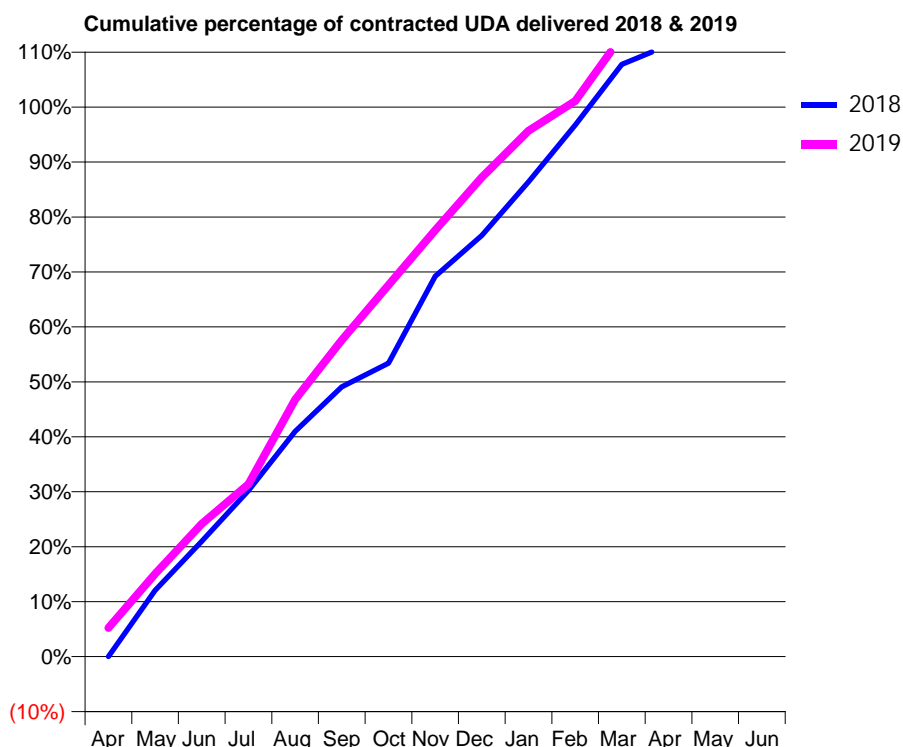
18/19 Contracted general activity (UDA)	15,000
Carry forward general activity (UDA)	-27
18/19 Contracted orthodontic activity (UOA)	0
Carry forward orthodontic activity (UOA)	0
Baseline contract value	£461,746.10

### ACCESS\*

Patients seen in 24 months	Total	Change since previous quarter
Quarter ending March 2018	4,764	
Quarter ending June 2018	4,835	→
Quarter ending September 2018	4,995	↑
Quarter ending December 2018	4,993	→
Quarter ending March 2019	4,931	↓
<b>Variance since March 2018</b>	<b>3.5%</b>	<b>↑</b>



### ACTIVITY



Adjusted Scheduled Activity (UDA)		
Month	2018	2019
April	0	785
May	1,810	2,264
June	3,148	3,624
July	4,533	4,710
August	6,149	7,015
September	7,363	8,640
October	8,010	10,138
November	10,383	11,640
December	11,497	13,080
January	12,960	14,352
February	14,507	15,166
March	16,165	16,928
April	16,692	17,217
May	16,698	17,233
June	16,698	17,233

### QUALITY

	Quantity	Base Number	Contract	LHB	Wales
% of FP17s for the same patient ID Re-attending within 3 months - Children	89	1,908	4.7%	8.2%	10.8%
% of FP17s for the same patient ID Re-attending within 3 months - Adults	699	5,999	11.7%	11.9%	15.7%
% of FP17s for the same patient ID Re-attending between 3 & 9 months - Children	1,325	1,908	69.4%	56.0%	59.7%
% of FP17s for the same patient ID Re-attending between 3 & 9 months - Adults	4,032	5,999	67.2%	51.2%	55.5%
% of FP17s for Band 1 Urgent Courses	340	7,839	4.3%	8.1%	9.0%
% of FP17s Relating to Free Repair or Replacements	59	7,839	0.8%	0.5%	0.7%
% of FP17s Relating to Continuations	174	7,839	2.2%	0.8%	0.7%
% of Patients satisfied with the dentistry they have received	17	19	89.5%	90.7%	92.4%
% of Patients satisfied with the time they had to wait for an appointment	19	19	100.0%	84.8%	87.1%

\* This is based on patients treated on this contract for their most recent course of treatment.  
 Figures in *italics* indicate the base number of FP17s or Patient Questionnaire responses are less than 100. N/A is shown where the base number of responses is less than 10 during the period. % is calculated as Quantity/Base number\*100



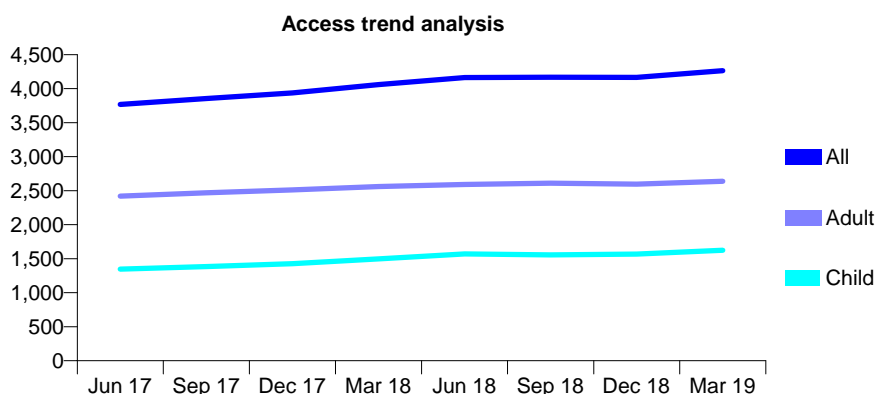
## 7A2 - Vital Signs At a Glance Contract Report for 177342/0001 - Year end March 2019

Name or company name	Whitecross Partnership Account
Contract type name	GDS Contract
Purpose of contract	General
Contract start date	01/01/2009
Contract end date	

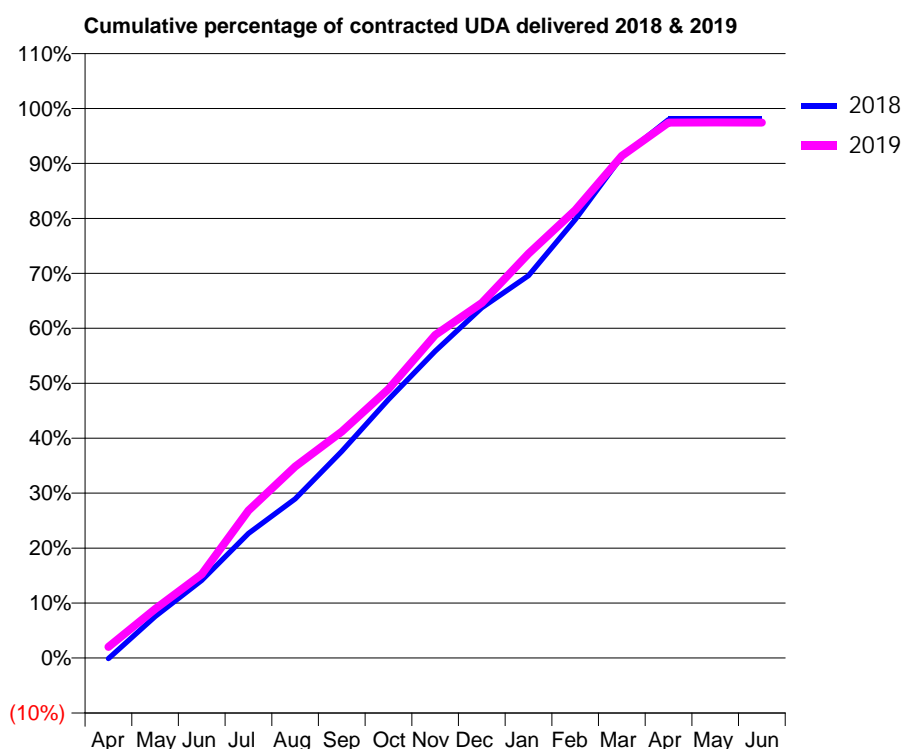
18/19 Contracted general activity (UDA)	11,593
Carry forward general activity (UDA)	236
18/19 Contracted orthodontic activity (UOA)	0
Carry forward orthodontic activity (UOA)	0
Baseline contract value	£407,907.96

### ACCESS\*

Patients seen in 24 months	Total	Change since previous quarter
Quarter ending March 2018	4,059	
Quarter ending June 2018	4,163	↑
Quarter ending September 2018	4,167	→
Quarter ending December 2018	4,165	→
Quarter ending March 2019	4,264	↑
<b>Variance since March 2018</b>	<b>5.1%</b>	<b>↑</b>



### ACTIVITY



Adjusted Scheduled Activity (UDA)		
Month	2018	2019
April	-17	235
May	877	1,036
June	1,638	1,769
July	2,629	3,111
August	3,359	4,038
September	4,360	4,776
October	5,453	5,674
November	6,474	6,816
December	7,390	7,492
January	8,066	8,531
February	9,249	9,449
March	10,580	10,593
April	11,357	11,294
May	11,357	11,296
June	11,357	11,295

### QUALITY

	Quantity	Base Number	Contract	LHB	Wales
% of FP17s for the same patient ID Re-attending within 3 months - Children	155	2,213	7.0%	8.2%	10.8%
% of FP17s for the same patient ID Re-attending within 3 months - Adults	432	3,497	12.4%	11.9%	15.7%
% of FP17s for the same patient ID Re-attending between 3 & 9 months - Children	1,102	2,213	49.8%	56.0%	59.7%
% of FP17s for the same patient ID Re-attending between 3 & 9 months - Adults	1,895	3,497	54.2%	51.2%	55.5%
% of FP17s for Band 1 Urgent Courses	429	5,698	7.5%	8.1%	9.0%
% of FP17s Relating to Free Repair or Replacements	22	5,698	0.4%	0.5%	0.7%
% of FP17s Relating to Continuations	34	5,698	0.6%	0.8%	0.7%
% of Patients satisfied with the dentistry they have received	15	16	93.8%	90.7%	92.4%
% of Patients satisfied with the time they had to wait for an appointment	13	16	81.3%	84.8%	87.1%

\* This is based on patients treated on this contract for their most recent course of treatment.

Figures in italics indicate the base number of FP17s or Patient Questionnaire responses are less than 100. N/A is shown where the base number of responses is less than 10 during the period. % is calculated as Quantity/Base number\*100

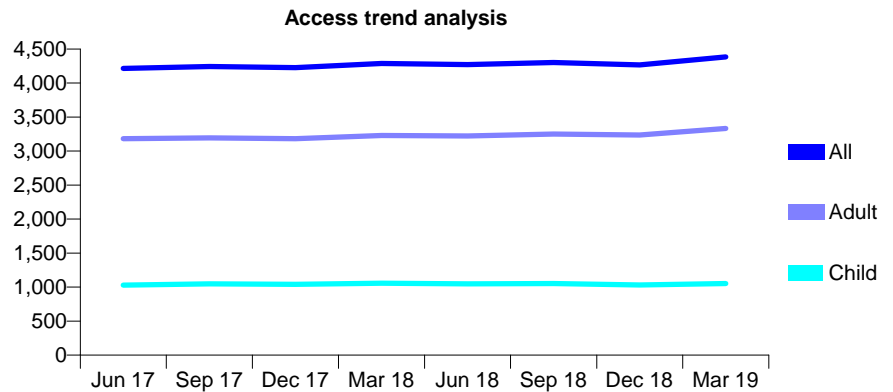
## 7A2 - Vital Signs At a Glance Contract Report for 187429/0001 - Year end March 2019

Name or company name	Fifield & Borsden
Contract type name	GDS Contract
Purpose of contract	General
Contract start date	01/04/2006
Contract end date	

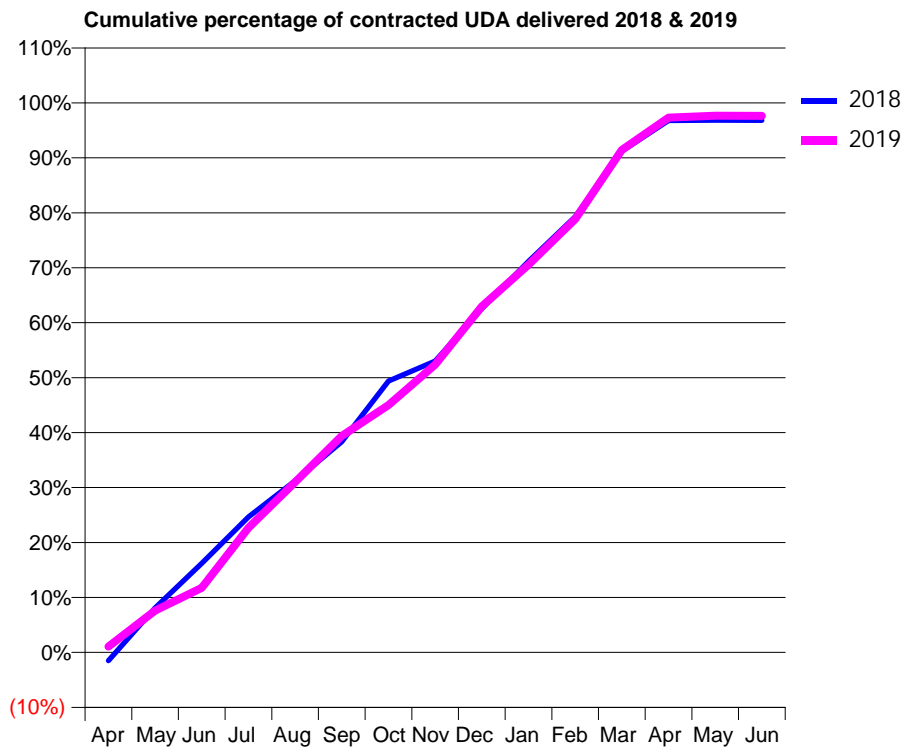
18/19 Contracted general activity (UDA)	15,000
Carry forward general activity (UDA)	477
18/19 Contracted orthodontic activity (UOA)	0
Carry forward orthodontic activity (UOA)	0
Baseline contract value	£359,579.34

### ACCESS\*

Patients seen in 24 months	Total	Change since previous quarter
Quarter ending March 2018	4,287	
Quarter ending June 2018	4,271	→
Quarter ending September 2018	4,303	→
Quarter ending December 2018	4,268	→
Quarter ending March 2019	4,386	↑
<b>Variance since March 2018</b>	<b>2.3%</b>	<b>↑</b>



### ACTIVITY



Adjusted Scheduled Activity (UDA)		
Month	2018	2019
April	-229	161
May	1,217	1,146
June	2,432	1,764
July	3,700	3,403
August	4,685	4,651
September	5,751	5,910
October	7,406	6,749
November	7,951	7,858
December	9,381	9,441
January	10,675	10,583
February	11,893	11,827
March	13,681	13,713
April	14,519	14,594
May	14,526	14,651
June	14,523	14,645

### QUALITY

	Quantity	Base Number	Contract	LHB	Wales
% of FP17s for the same patient ID Re-attending within 3 months - Children	129	2,046	6.3%	8.2%	10.8%
% of FP17s for the same patient ID Re-attending within 3 months - Adults	770	5,820	13.2%	11.9%	15.7%
% of FP17s for the same patient ID Re-attending between 3 & 9 months - Children	1,533	2,046	74.9%	56.0%	59.7%
% of FP17s for the same patient ID Re-attending between 3 & 9 months - Adults	3,949	5,820	67.9%	51.2%	55.5%
% of FP17s for Band 1 Urgent Courses	493	7,858	6.3%	8.1%	9.0%
% of FP17s Relating to Free Repair or Replacements	57	7,858	0.7%	0.5%	0.7%
% of FP17s Relating to Continuations	42	7,858	0.5%	0.8%	0.7%
% of Patients satisfied with the dentistry they have received	12	14	85.7%	90.7%	92.4%
% of Patients satisfied with the time they had to wait for an appointment	12	14	85.7%	84.8%	87.1%

\* This is based on patients treated on this contract for their most recent course of treatment.

Figures in italics indicate the base number of FP17s or Patient Questionnaire responses are less than 100. N/A is shown where the base number of responses is less than 10 during the period. % is calculated as Quantity/Base number\*100

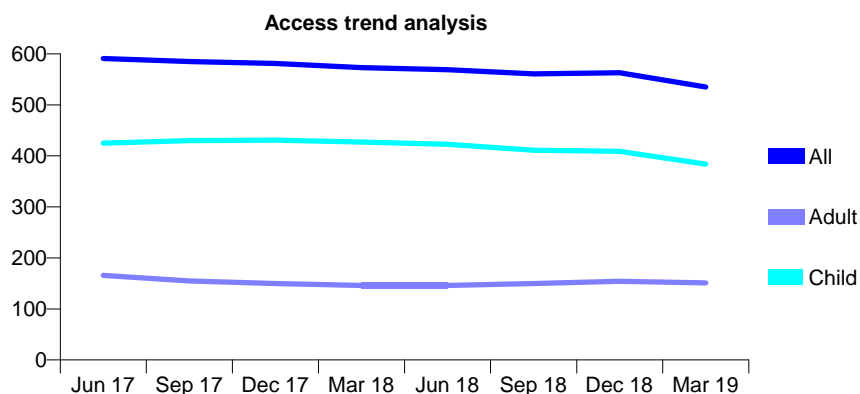
## 7A2 - Vital Signs At a Glance Contract Report for 212970/0001 - Year end March 2019

Name or company name	MRS SJ JOHNSON
Contract type name	GDS Contract
Purpose of contract	General
Contract start date	01/06/2006
Contract end date	

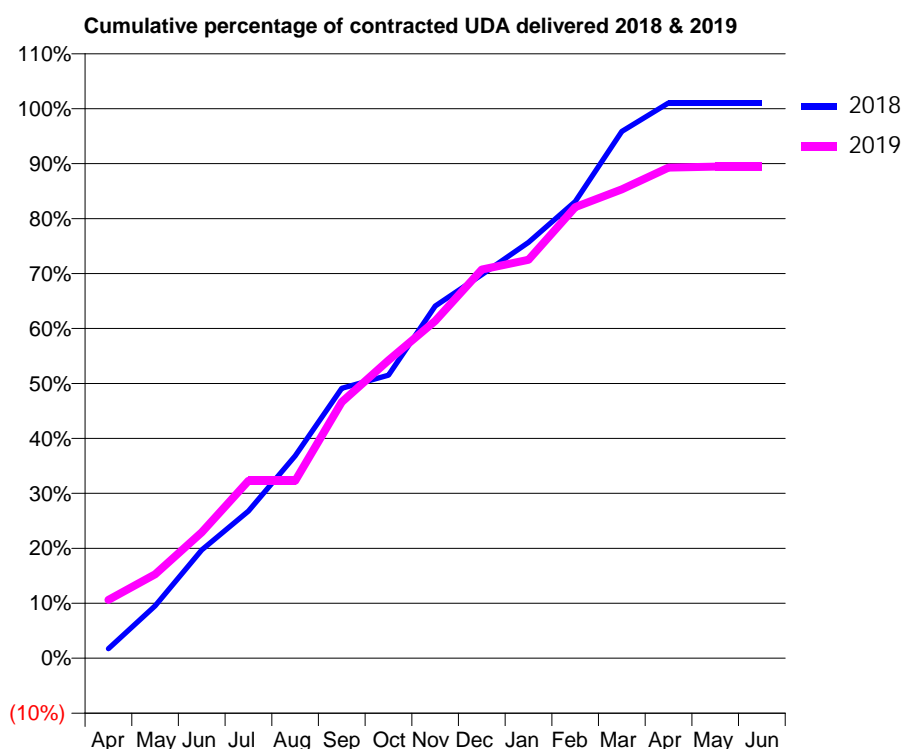
18/19 Contracted general activity (UDA)	1,150
Carry forward general activity (UDA)	-48
18/19 Contracted orthodontic activity (UOA)	0
Carry forward orthodontic activity (UOA)	0
Baseline contract value	£32,105.80

### ACCESS\*

Patients seen in 24 months	Total	Change since previous quarter
Quarter ending March 2018	573	
Quarter ending June 2018	569	→
Quarter ending September 2018	561	↓
Quarter ending December 2018	563	→
Quarter ending March 2019	535	↓
<b>Variance since March 2018</b>	<b>(6.6%)</b>	<b>↓</b>



### ACTIVITY



Adjusted Scheduled Activity (UDA)		
Month	2018	2019
April	20	122
May	110	176
June	227	263
July	308	371
August	423	371
September	565	536
October	592	623
November	737	706
December	803	813
January	870	834
February	956	944
March	1,102	981
April	1,162	1,027
May	1,162	1,029
June	1,162	1,029

### QUALITY

	Quantity	Base Number	Contract	LHB	Wales
% of FP17s for the same patient ID Re-attending within 3 months - Children	47	530	8.9%	8.2%	10.8%
% of FP17s for the same patient ID Re-attending within 3 months - Adults	25	122	20.5%	11.9%	15.7%
% of FP17s for the same patient ID Re-attending between 3 & 9 months - Children	296	530	55.8%	56.0%	59.7%
% of FP17s for the same patient ID Re-attending between 3 & 9 months - Adults	33	122	27.0%	51.2%	55.5%
% of FP17s for Band 1 Urgent Courses	68	628	10.8%	8.1%	9.0%
% of FP17s Relating to Free Repair or Replacements	0	628	0.0%	0.5%	0.7%
% of FP17s Relating to Continuations	2	628	0.3%	0.8%	0.7%
% of Patients satisfied with the dentistry they have received	2	2	N/A	90.7%	92.4%
% of Patients satisfied with the time they had to wait for an appointment	2	2	N/A	84.8%	87.1%

\* This is based on patients treated on this contract for their most recent course of treatment. Figures in italics indicate the base number of FP17s or Patient Questionnaire responses are less than 100. N/A is shown where the base number of responses is less than 10 during the period. % is calculated as Quantity/Base number\*100

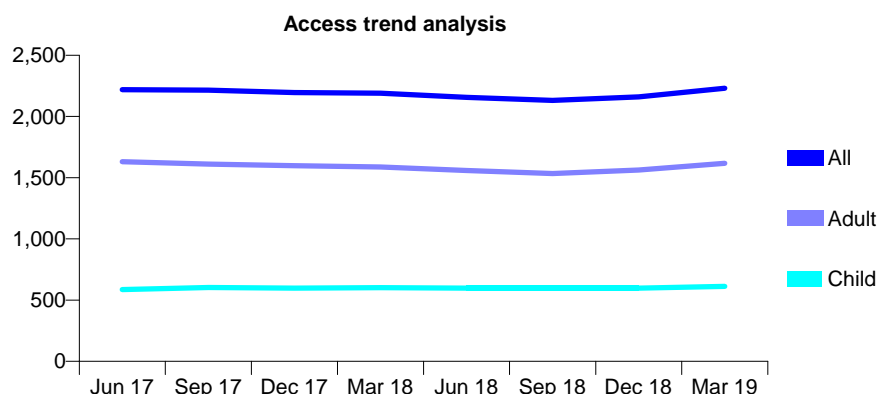
## 7A2 - Vital Signs At a Glance Contract Report for 222763/0001 - Year end March 2019

Name or company name	MR EW DANIELS
Contract type name	GDS Contract
Purpose of contract	General
Contract start date	01/11/2007
Contract end date	

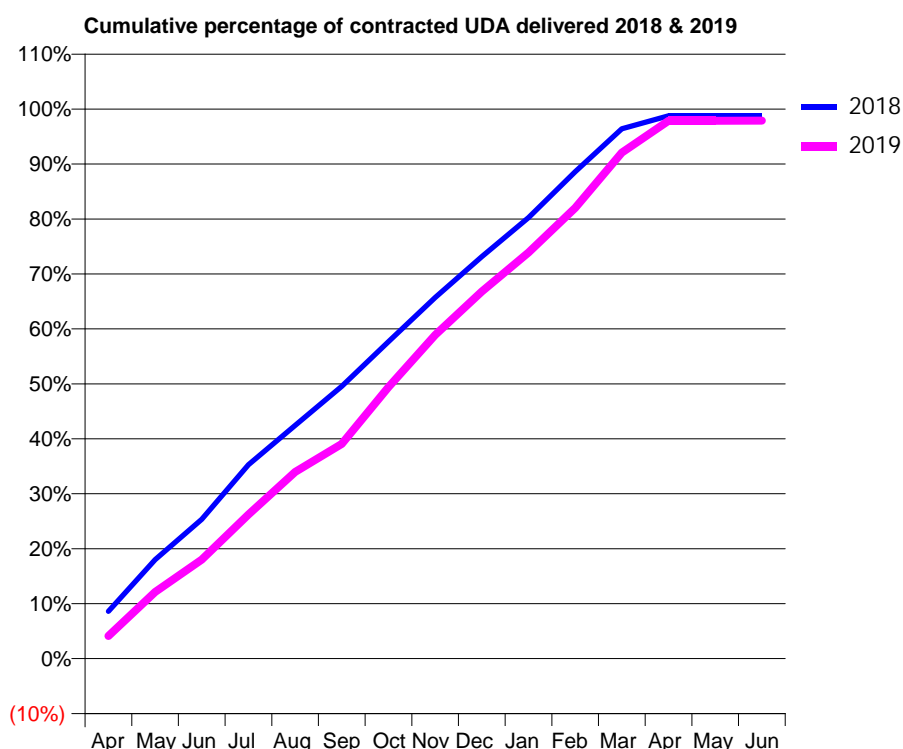
18/19 Contracted general activity (UDA)	5,820
Carry forward general activity (UDA)	70
18/19 Contracted orthodontic activity (UOA)	0
Carry forward orthodontic activity (UOA)	0
Baseline contract value	£143,826.79

### ACCESS\*

Patients seen in 24 months	Total	Change since previous quarter
Quarter ending March 2018	2,190	
Quarter ending June 2018	2,156	↓
Quarter ending September 2018	2,131	↓
Quarter ending December 2018	2,161	→
Quarter ending March 2019	2,230	↑
<b>Variance since March 2018</b>	<b>1.8%</b>	<b>→</b>



### ACTIVITY



Adjusted Scheduled Activity (UDA)		
Month	2018	2019
April	500	239
May	1,048	706
June	1,475	1,049
July	2,054	1,526
August	2,470	1,976
September	2,885	2,275
October	3,357	2,875
November	3,823	3,428
December	4,258	3,887
January	4,669	4,301
February	5,157	4,774
March	5,611	5,359
April	5,749	5,696
May	5,749	5,696
June	5,750	5,697

### QUALITY

	Quantity	Base Number	Contract	LHB	Wales
% of FP17s for the same patient ID Re-attending within 3 months - Children	49	983	5.0%	8.2%	10.8%
% of FP17s for the same patient ID Re-attending within 3 months - Adults	207	2,297	9.0%	11.9%	15.7%
% of FP17s for the same patient ID Re-attending between 3 & 9 months - Children	679	983	69.1%	56.0%	59.7%
% of FP17s for the same patient ID Re-attending between 3 & 9 months - Adults	1,220	2,297	53.1%	51.2%	55.5%
% of FP17s for Band 1 Urgent Courses	126	3,344	3.8%	8.1%	9.0%
% of FP17s Relating to Free Repair or Replacements	6	3,344	0.2%	0.5%	0.7%
% of FP17s Relating to Continuations	5	3,344	0.1%	0.8%	0.7%
% of Patients satisfied with the dentistry they have received	5	5	N/A	90.7%	92.4%
% of Patients satisfied with the time they had to wait for an appointment	4	5	N/A	84.8%	87.1%

\* This is based on patients treated on this contract for their most recent course of treatment.  
 Figures in italics indicate the base number of FP17s or Patient Questionnaire responses are less than 100. N/A is shown where the base number of responses is less than 10 during the period. % is calculated as Quantity/Base number\*100

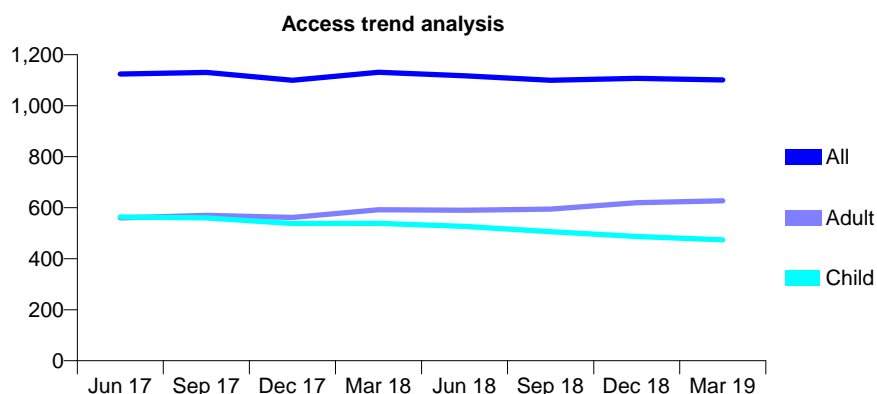
## 7A2 - Vital Signs At a Glance Contract Report for 273260/0001 - Year end March 2019

Name or company name	Portfield Dental Surgery
Contract type name	GDS Contract
Purpose of contract	General
Contract start date	01/02/2014
Contract end date	

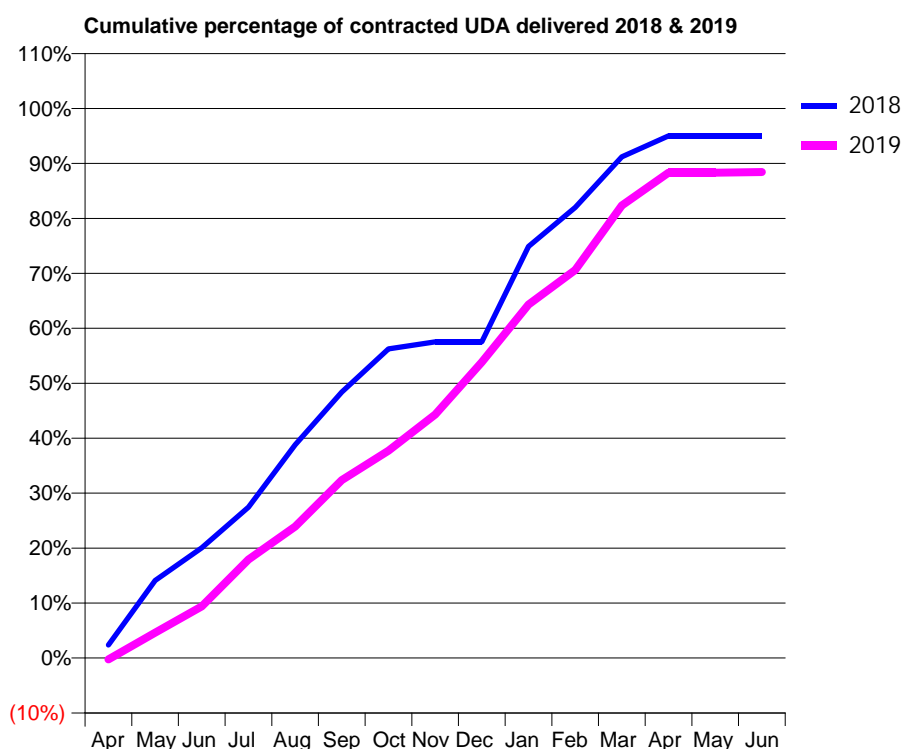
18/19 Contracted general activity (UDA)	2,776
Carry forward general activity (UDA)	138
18/19 Contracted orthodontic activity (UOA)	0
Carry forward orthodontic activity (UOA)	0
Baseline contract value	£79,082.67

### ACCESS\*

Patients seen in 24 months	Total	Change since previous quarter
Quarter ending March 2018	1,131	
Quarter ending June 2018	1,117	↓
Quarter ending September 2018	1,100	↓
Quarter ending December 2018	1,107	→
Quarter ending March 2019	1,101	→
<b>Variance since March 2018</b>	<b>(2.7%)</b>	<b>↓</b>



### ACTIVITY



Adjusted Scheduled Activity (UDA)		
Month	2018	2019
April	67	-7
May	392	128
June	557	261
July	762	497
August	1,077	664
September	1,343	898
October	1,562	1,047
November	1,597	1,230
December	1,597	1,494
January	2,079	1,786
February	2,276	1,960
March	2,532	2,286
April	2,638	2,452
May	2,638	2,452
June	2,638	2,455

### QUALITY

	Quantity	Base Number	Contract	LHB	Wales
% of FP17s for the same patient ID Re-attending within 3 months - Children	58	793	7.3%	8.2%	10.8%
% of FP17s for the same patient ID Re-attending within 3 months - Adults	93	775	12.0%	11.9%	15.7%
% of FP17s for the same patient ID Re-attending between 3 & 9 months - Children	544	793	68.6%	56.0%	59.7%
% of FP17s for the same patient ID Re-attending between 3 & 9 months - Adults	409	775	52.8%	51.2%	55.5%
% of FP17s for Band 1 Urgent Courses	281	1,583	17.8%	8.1%	9.0%
% of FP17s Relating to Free Repair or Replacements	0	1,583	0.0%	0.5%	0.7%
% of FP17s Relating to Continuations	0	1,583	0.0%	0.8%	0.7%
% of Patients satisfied with the dentistry they have received	13	14	92.9%	90.7%	92.4%
% of Patients satisfied with the time they had to wait for an appointment	12	14	85.7%	84.8%	87.1%

\* This is based on patients treated on this contract for their most recent course of treatment.

Figures in italics indicate the base number of FP17s or Patient Questionnaire responses are less than 100. N/A is shown where the base number of responses is less than 10 during the period. % is calculated as Quantity/Base number\*100

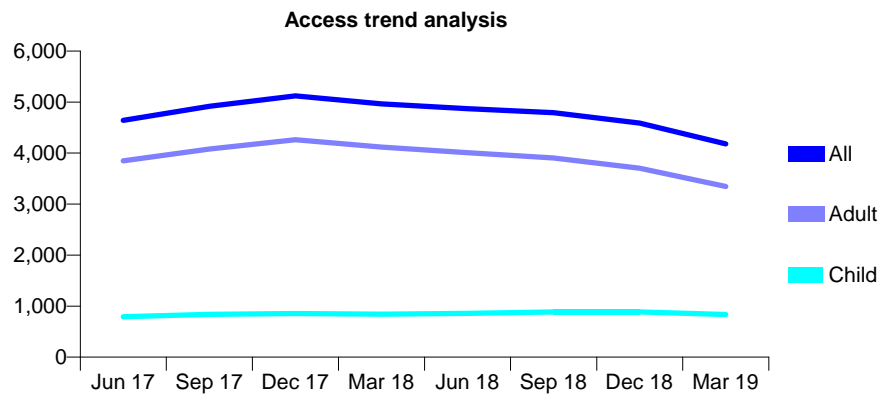
## 7A2 - Vital Signs At a Glance Contract Report for 282928/0001 - Year end March 2019

Name or company name	MR JR HAYDEN
Contract type name	Pilot Contract
Purpose of contract	General
Contract start date	14/02/2014
Contract end date	

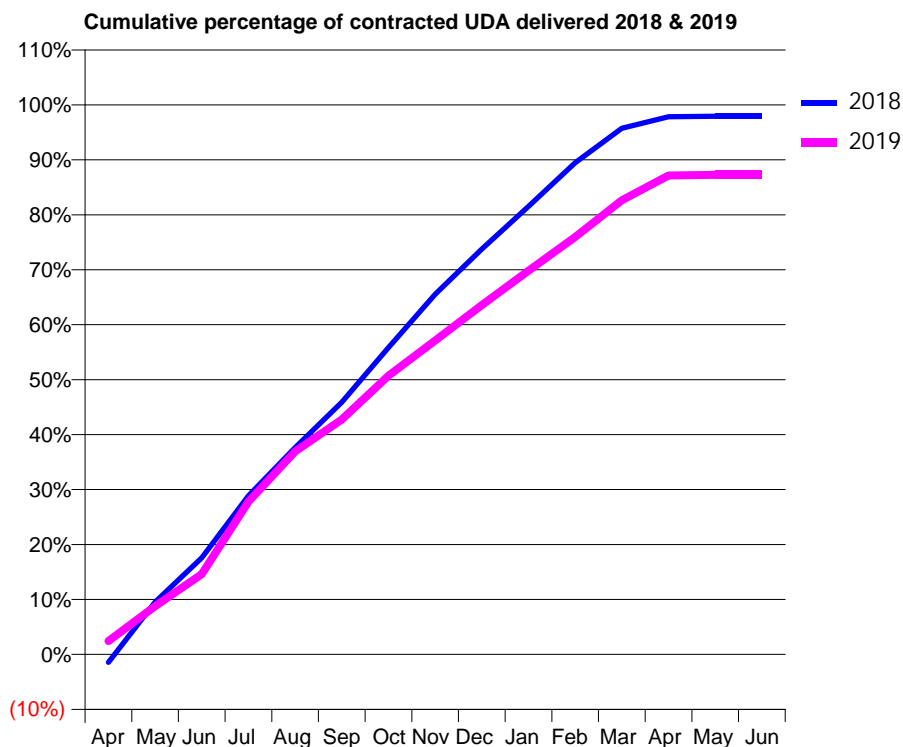
18/19 Contracted general activity (UDA)	14,368
Carry forward general activity (UDA)	305
18/19 Contracted orthodontic activity (UOA)	0
Carry forward orthodontic activity (UOA)	0
Baseline contract value	£389,712.70

### ACCESS\*

Patients seen in 24 months	Total	Change since previous quarter
Quarter ending March 2018	4,963	
Quarter ending June 2018	4,868	↓
Quarter ending September 2018	4,790	↓
Quarter ending December 2018	4,588	↓
Quarter ending March 2019	4,178	↓
<b>Variance since March 2018</b>	<b>(15.8%)</b>	<b>↓</b>



### ACTIVITY



Adjusted Scheduled Activity (UDA)		
Month	2018	2019
April	-215	352
May	1,402	1,263
June	2,582	2,096
July	4,240	3,995
August	5,531	5,309
September	6,739	6,142
October	8,202	7,286
November	9,625	8,205
December	10,832	9,134
January	11,971	10,034
February	13,143	10,914
March	14,061	11,874
April	14,367	12,521
May	14,381	12,536
June	14,381	12,536

### QUALITY

	Quantity	Base Number	Contract	LHB	Wales
% of FP17s for the same patient ID Re-attending within 3 months - Children	80	1,414	5.7%	8.2%	10.8%
% of FP17s for the same patient ID Re-attending within 3 months - Adults	785	5,212	15.1%	11.9%	15.7%
% of FP17s for the same patient ID Re-attending between 3 & 9 months - Children	915	1,414	64.7%	56.0%	59.7%
% of FP17s for the same patient ID Re-attending between 3 & 9 months - Adults	3,212	5,212	61.6%	51.2%	55.5%
% of FP17s for Band 1 Urgent Courses	625	6,721	9.3%	8.1%	9.0%
% of FP17s Relating to Free Repair or Replacements	89	6,721	1.3%	0.5%	0.7%
% of FP17s Relating to Continuations	24	6,721	0.4%	0.8%	0.7%
% of Patients satisfied with the dentistry they have received	21	21	100.0%	90.7%	92.4%
% of Patients satisfied with the time they had to wait for an appointment	21	21	100.0%	84.8%	87.1%

\* This is based on patients treated on this contract for their most recent course of treatment. Figures in italics indicate the base number of FP17s or Patient Questionnaire responses are less than 100. N/A is shown where the base number of responses is less than 10 during the period. % is calculated as Quantity/Base number\*100

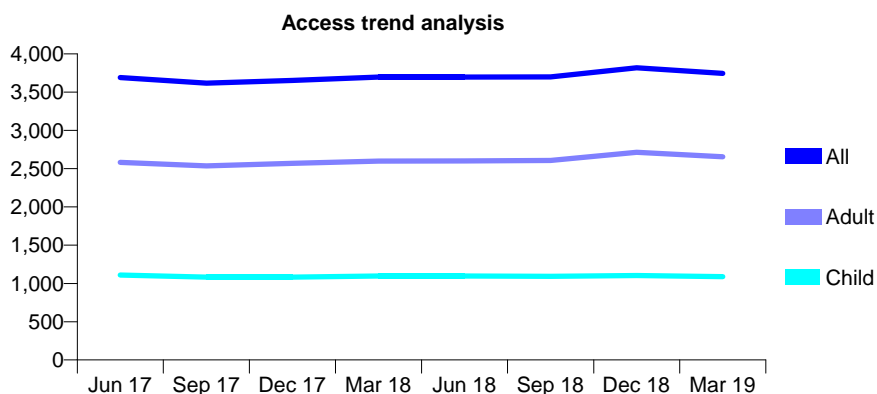
## 7A2 - Vital Signs At a Glance Contract Report for 573361/0001 - Year end March 2019

Name or company name	D Clarke and M Hopkins
Contract type name	GDS Contract
Purpose of contract	General
Contract start date	01/04/2006
Contract end date	

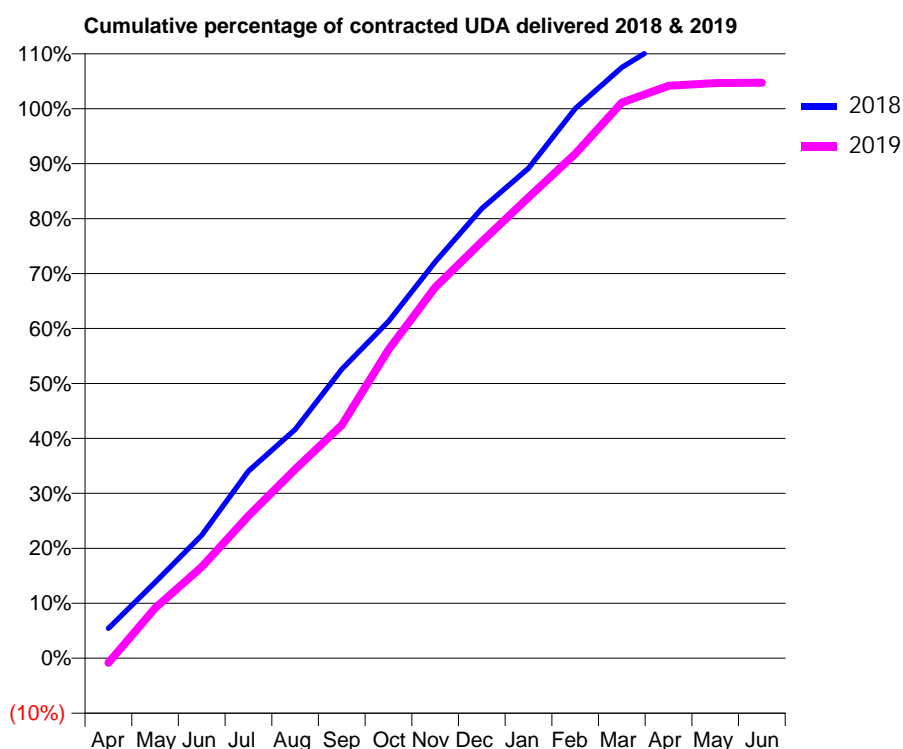
18/19 Contracted general activity (UDA)	9,242
Carry forward general activity (UDA)	634
18/19 Contracted orthodontic activity (UOA)	0
Carry forward orthodontic activity (UOA)	0
Baseline contract value	£315,576.23

### ACCESS\*

Patients seen in 24 months	Total	Change since previous quarter
Quarter ending March 2018	3,695	
Quarter ending June 2018	3,698	→
Quarter ending September 2018	3,700	→
Quarter ending December 2018	3,817	↑
Quarter ending March 2019	3,744	↓
<b>Variance since March 2018</b>	<b>1.3%</b>	<b>→</b>



### ACTIVITY



Adjusted Scheduled Activity (UDA)		
Month	2018	2019
April	504	-78
May	1,277	844
June	2,070	1,535
July	3,148	2,393
August	3,847	3,178
September	4,860	3,918
October	5,664	5,188
November	6,664	6,239
December	7,561	7,006
January	8,240	7,749
February	9,244	8,481
March	9,937	9,345
April	10,416	9,626
May	10,412	9,673
June	10,428	9,676

### QUALITY

	Quantity	Base Number	Contract	LHB	Wales
% of FP17s for the same patient ID Re-attending within 3 months - Children	51	1,616	3.2%	8.2%	10.8%
% of FP17s for the same patient ID Re-attending within 3 months - Adults	284	3,024	9.4%	11.9%	15.7%
% of FP17s for the same patient ID Re-attending between 3 & 9 months - Children	955	1,616	59.1%	56.0%	59.7%
% of FP17s for the same patient ID Re-attending between 3 & 9 months - Adults	1,280	3,024	42.3%	51.2%	55.5%
% of FP17s for Band 1 Urgent Courses	639	4,590	13.9%	8.1%	9.0%
% of FP17s Relating to Free Repair or Replacements	1	4,590	0.0%	0.5%	0.7%
% of FP17s Relating to Continuations	10	4,590	0.2%	0.8%	0.7%
% of Patients satisfied with the dentistry they have received	12	13	92.3%	90.7%	92.4%
% of Patients satisfied with the time they had to wait for an appointment	10	13	76.9%	84.8%	87.1%

\* This is based on patients treated on this contract for their most recent course of treatment.

Figures in italics indicate the base number of FP17s or Patient Questionnaire responses are less than 100. N/A is shown where the base number of responses is less than 10 during the period. % is calculated as Quantity/Base number\*100



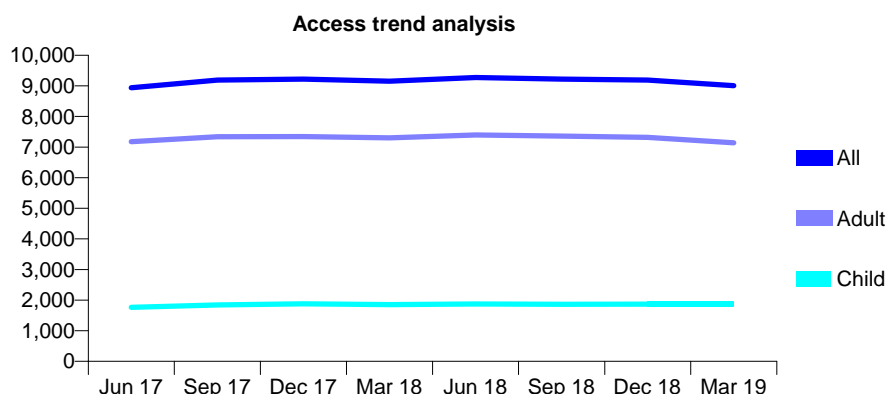
## 7A2 - Vital Signs At a Glance Contract Report for 648671/0001 - Year end March 2019

Name or company name	MR AJ BEAZLEY
Contract type name	GDS Contract
Purpose of contract	General
Contract start date	01/04/2006
Contract end date	

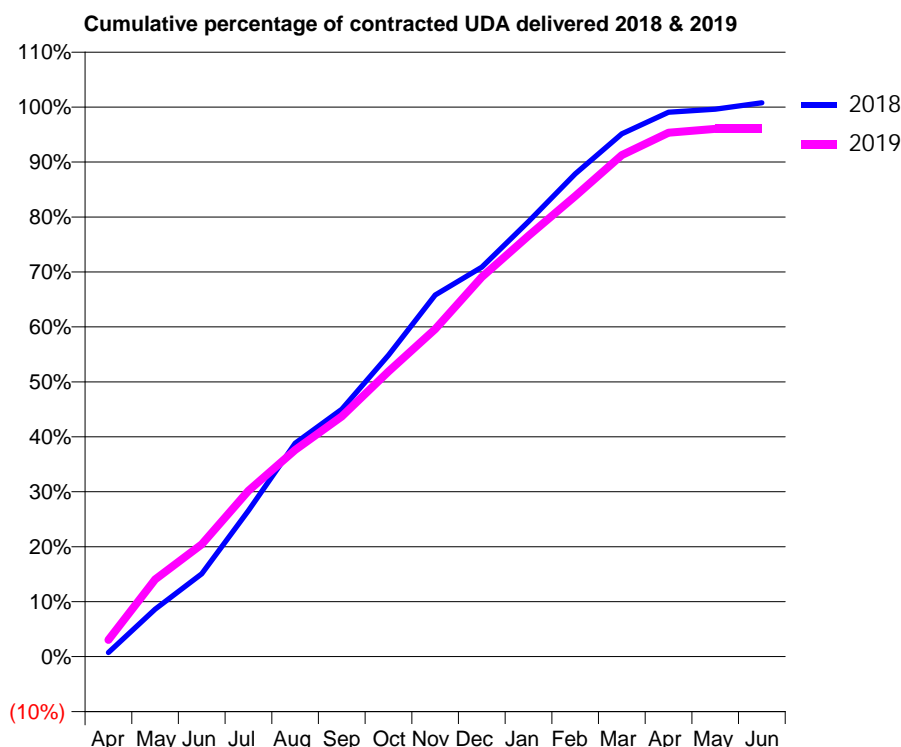
18/19 Contracted general activity (UDA)	25,675
Carry forward general activity (UDA)	-197
18/19 Contracted orthodontic activity (UOA)	0
Carry forward orthodontic activity (UOA)	0
Baseline contract value	£854,861.55

### ACCESS\*

Patients seen in 24 months	Total	Change since previous quarter
Quarter ending March 2018	9,154	
Quarter ending June 2018	9,273	→
Quarter ending September 2018	9,222	→
Quarter ending December 2018	9,192	→
Quarter ending March 2019	9,008	↓
<b>Variance since March 2018</b>	<b>(1.6%)</b>	<b>↓</b>



### ACTIVITY



Adjusted Scheduled Activity (UDA)		
Month	2018	2019
April	189	783
May	2,223	3,610
June	3,872	5,248
July	6,824	7,755
August	9,972	9,652
September	11,557	11,218
October	14,086	13,319
November	16,893	15,296
December	18,195	17,729
January	20,325	19,660
February	22,560	21,520
March	24,423	23,429
April	25,432	24,476
May	25,576	24,656
June	25,872	24,658

### QUALITY

	Quantity	Base Number	Contract	LHB	Wales
% of FP17s for the same patient ID Re-attending within 3 months - Children	166	2,707	6.1%	8.2%	10.8%
% of FP17s for the same patient ID Re-attending within 3 months - Adults	1,135	9,509	11.9%	11.9%	15.7%
% of FP17s for the same patient ID Re-attending between 3 & 9 months - Children	1,607	2,707	59.4%	56.0%	59.7%
% of FP17s for the same patient ID Re-attending between 3 & 9 months - Adults	5,047	9,509	53.1%	51.2%	55.5%
% of FP17s for Band 1 Urgent Courses	718	12,070	5.9%	8.1%	9.0%
% of FP17s Relating to Free Repair or Replacements	106	12,070	0.9%	0.5%	0.7%
% of FP17s Relating to Continuations	34	12,070	0.3%	0.8%	0.7%
% of Patients satisfied with the dentistry they have received	37	39	94.9%	90.7%	92.4%
% of Patients satisfied with the time they had to wait for an appointment	36	39	92.3%	84.8%	87.1%

\* This is based on patients treated on this contract for their most recent course of treatment.  
 Figures in *italics* indicate the base number of FP17s or Patient Questionnaire responses are less than 100. N/A is shown where the base number of responses is less than 10 during the period. % is calculated as Quantity/Base number\*100

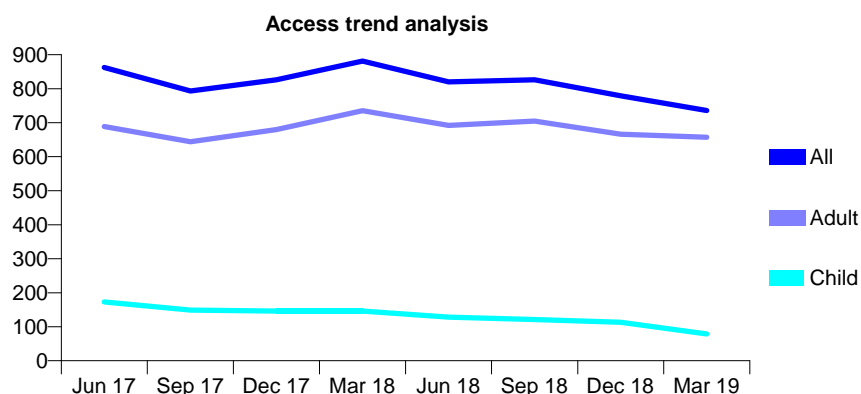
## 7A2 - Vital Signs At a Glance Contract Report for 648671/0005 - Year end March 2019

Name or company name	MR AJ BEAZLEY
Contract type name	GDS Contract
Purpose of contract	General
Contract start date	01/05/2015
Contract end date	

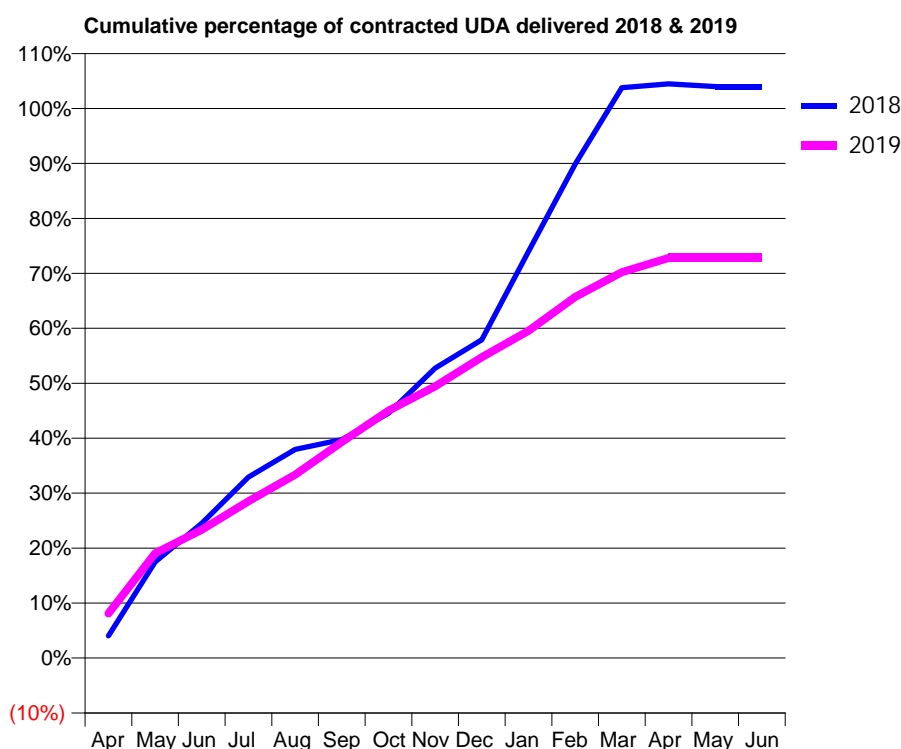
18/19 Contracted general activity (UDA)	1,764
Carry forward general activity (UDA)	-70
18/19 Contracted orthodontic activity (UOA)	0
Carry forward orthodontic activity (UOA)	0
Baseline contract value	£60,291.51

### ACCESS\*

Patients seen in 24 months	Total	Change since previous quarter
Quarter ending March 2018	881	
Quarter ending June 2018	820	↓
Quarter ending September 2018	826	→
Quarter ending December 2018	779	↓
Quarter ending March 2019	736	↓
<b>Variance since March 2018</b>	<b>(16.5%)</b>	<b>↓</b>



### ACTIVITY



Adjusted Scheduled Activity (UDA)		
Month	2018	2019
April	71	143
May	308	336
June	433	412
July	581	503
August	670	588
September	701	693
October	786	794
November	931	872
December	1,022	966
January	1,305	1,050
February	1,586	1,160
March	1,831	1,238
April	1,843	1,284
May	1,834	1,284
June	1,834	1,284

### QUALITY

	Quantity	Base Number	Contract	LHB	Wales
% of FP17s for the same patient ID Re-attending within 3 months - Children	4	71	5.6%	8.2%	10.8%
% of FP17s for the same patient ID Re-attending within 3 months - Adults	46	550	8.4%	11.9%	15.7%
% of FP17s for the same patient ID Re-attending between 3 & 9 months - Children	4	71	5.6%	56.0%	59.7%
% of FP17s for the same patient ID Re-attending between 3 & 9 months - Adults	11	550	2.0%	51.2%	55.5%
% of FP17s for Band 1 Urgent Courses	506	639	79.2%	8.1%	9.0%
% of FP17s Relating to Free Repair or Replacements	0	639	0.0%	0.5%	0.7%
% of FP17s Relating to Continuations	1	639	0.2%	0.8%	0.7%
% of Patients satisfied with the dentistry they have received	2	2	N/A	90.7%	92.4%
% of Patients satisfied with the time they had to wait for an appointment	1	2	N/A	84.8%	87.1%

\* This is based on patients treated on this contract for their most recent course of treatment.

Figures in italics indicate the base number of FP17s or Patient Questionnaire responses are less than 100. N/A is shown where the base number of responses is less than 10 during the period. % is calculated as Quantity/Base number\*100

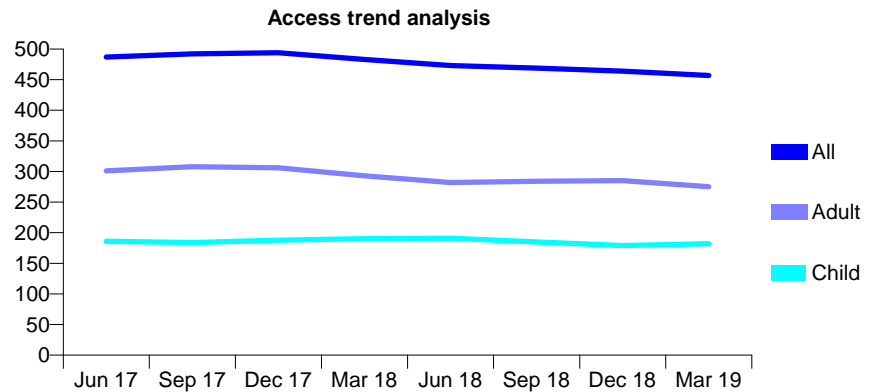
## 7A2 - Vital Signs At a Glance Contract Report for 722529/0001 - Year end March 2019

Name or company name	MR G REES
Contract type name	GDS Contract
Purpose of contract	General
Contract start date	01/04/2006
Contract end date	

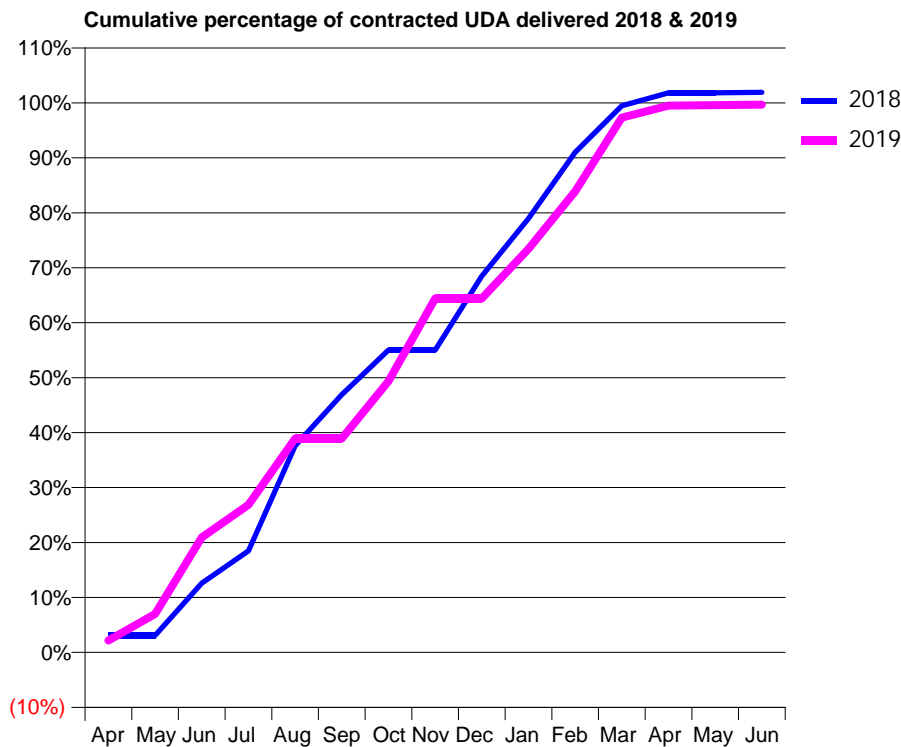
18/19 Contracted general activity (UDA)	1,057
Carry forward general activity (UDA)	-20
18/19 Contracted orthodontic activity (UOA)	0
Carry forward orthodontic activity (UOA)	0
Baseline contract value	£25,855.08

### ACCESS\*

Patients seen in 24 months	Total	Change since previous quarter
Quarter ending March 2018	483	
Quarter ending June 2018	473	↓
Quarter ending September 2018	469	→
Quarter ending December 2018	464	↓
Quarter ending March 2019	457	↓
<b>Variance since March 2018</b>	<b>(5.4%)</b>	<b>↓</b>



### ACTIVITY



Adjusted Scheduled Activity (UDA)		
Month	2018	2019
April	33	23
May	33	74
June	133	221
July	195	284
August	398	411
September	496	411
October	582	522
November	582	681
December	724	681
January	835	776
February	962	887
March	1,051	1,029
April	1,076	1,052
May	1,076	1,053
June	1,077	1,054

### QUALITY

	Quantity	Base Number	Contract	LHB	Wales
% of FP17s for the same patient ID Re-attending within 3 months - Children	6	273	2.2%	8.2%	10.8%
% of FP17s for the same patient ID Re-attending within 3 months - Adults	19	346	5.5%	11.9%	15.7%
% of FP17s for the same patient ID Re-attending between 3 & 9 months - Children	134	273	49.1%	56.0%	59.7%
% of FP17s for the same patient ID Re-attending between 3 & 9 months - Adults	174	346	50.3%	51.2%	55.5%
% of FP17s for Band 1 Urgent Courses	13	620	2.1%	8.1%	9.0%
% of FP17s Relating to Free Repair or Replacements	0	620	0.0%	0.5%	0.7%
% of FP17s Relating to Continuations	1	620	0.2%	0.8%	0.7%
% of Patients satisfied with the dentistry they have received	0	0	N/A	90.7%	92.4%
% of Patients satisfied with the time they had to wait for an appointment	0	0	N/A	84.8%	87.1%

\* This is based on patients treated on this contract for their most recent course of treatment.

Figures in italics indicate the base number of FP17s or Patient Questionnaire responses are less than 100. N/A is shown where the base number of responses is less than 10 during the period. % is calculated as Quantity/Base number\*100

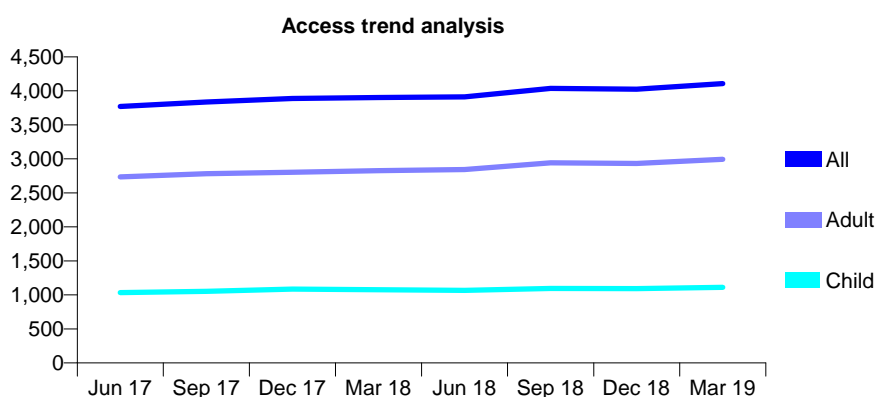
## 7A2 - Vital Signs At a Glance Contract Report for 819476/0001 - Year end March 2019

Name or company name	F Bevan & A Abouserwel
Contract type name	GDS Contract
Purpose of contract	General
Contract start date	01/04/2006
Contract end date	

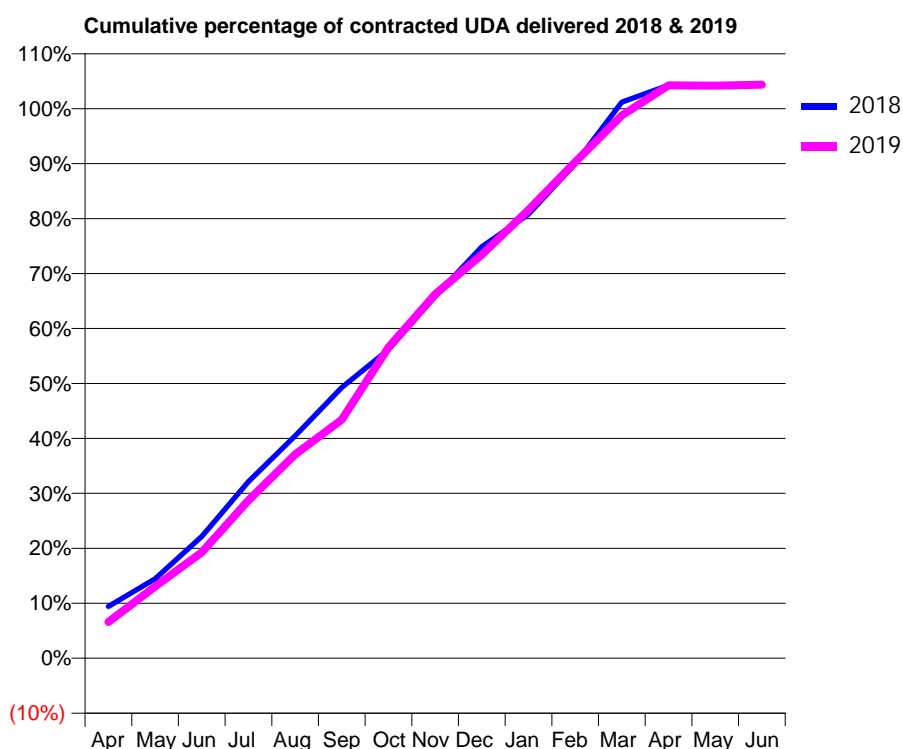
18/19 Contracted general activity (UDA)	9,154
Carry forward general activity (UDA)	-356
18/19 Contracted orthodontic activity (UOA)	0
Carry forward orthodontic activity (UOA)	0
Baseline contract value	£263,621.90

### ACCESS\*

Patients seen in 24 months	Total	Change since previous quarter
Quarter ending March 2018	3,902	
Quarter ending June 2018	3,912	→
Quarter ending September 2018	4,037	↑
Quarter ending December 2018	4,025	→
Quarter ending March 2019	4,106	↑
<b>Variance since March 2018</b>	<b>5.2%</b>	<b>↑</b>



### ACTIVITY



Adjusted Scheduled Activity (UDA)		
Month	2018	2019
April	784	605
May	1,202	1,195
June	1,844	1,766
July	2,674	2,629
August	3,368	3,396
September	4,101	3,972
October	4,674	5,180
November	5,482	6,062
December	6,230	6,723
January	6,723	7,469
February	7,490	8,265
March	8,420	9,040
April	8,676	9,542
May	8,676	9,538
June	8,678	9,552

### QUALITY

	Quantity	Base Number	Contract	LHB	Wales
% of FP17s for the same patient ID Re-attending within 3 months - Children	59	1,313	4.5%	8.2%	10.8%
% of FP17s for the same patient ID Re-attending within 3 months - Adults	347	3,593	9.7%	11.9%	15.7%
% of FP17s for the same patient ID Re-attending between 3 & 9 months - Children	557	1,313	42.4%	56.0%	59.7%
% of FP17s for the same patient ID Re-attending between 3 & 9 months - Adults	1,612	3,593	44.9%	51.2%	55.5%
% of FP17s for Band 1 Urgent Courses	430	5,020	8.6%	8.1%	9.0%
% of FP17s Relating to Free Repair or Replacements	6	5,020	0.1%	0.5%	0.7%
% of FP17s Relating to Continuations	0	5,020	0.0%	0.8%	0.7%
% of Patients satisfied with the dentistry they have received	12	17	70.6%	90.7%	92.4%
% of Patients satisfied with the time they had to wait for an appointment	12	17	70.6%	84.8%	87.1%

\* This is based on patients treated on this contract for their most recent course of treatment.

Figures in italics indicate the base number of FP17s or Patient Questionnaire responses are less than 100. N/A is shown where the base number of responses is less than 10 during the period. % is calculated as Quantity/Base number\*100

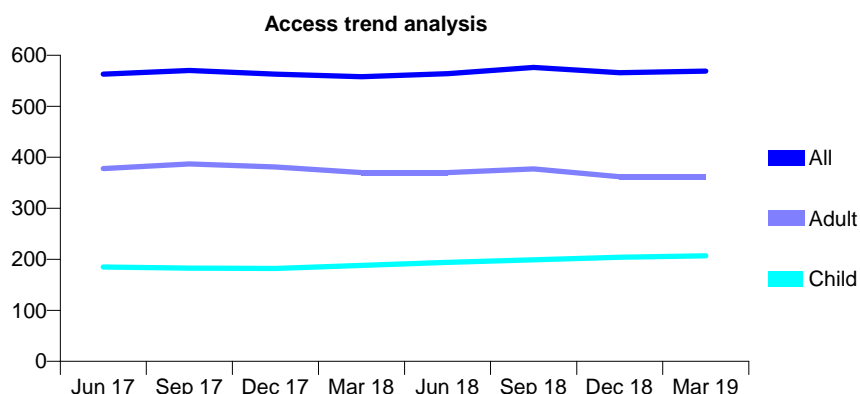
## 7A2 - Vital Signs At a Glance Contract Report for 819484/0001 - Year end March 2019

Name or company name	MRS SP PHILLIPS
Contract type name	GDS Contract
Purpose of contract	General
Contract start date	01/04/2006
Contract end date	

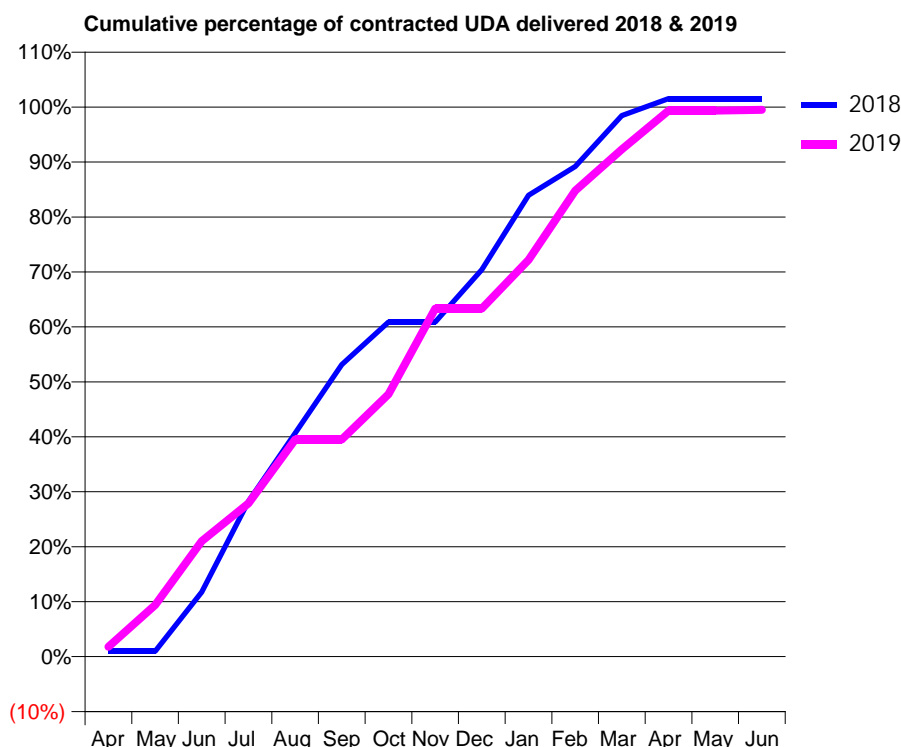
18/19 Contracted general activity (UDA)	1,414
Carry forward general activity (UDA)	-21
18/19 Contracted orthodontic activity (UOA)	0
Carry forward orthodontic activity (UOA)	0
Baseline contract value	£33,891.39

### ACCESS\*

Patients seen in 24 months	Total	Change since previous quarter
Quarter ending March 2018	558	
Quarter ending June 2018	564	→
Quarter ending September 2018	576	↑
Quarter ending December 2018	566	↓
Quarter ending March 2019	569	→
<b>Variance since March 2018</b>	<b>2.0%</b>	<b>→</b>



### ACTIVITY



Adjusted Scheduled Activity (UDA)		
Month	2018	2019
April	14	25
May	14	133
June	166	297
July	400	394
August	575	558
September	751	558
October	861	675
November	861	895
December	996	895
January	1,187	1,021
February	1,261	1,199
March	1,392	1,305
April	1,435	1,405
May	1,435	1,405
June	1,435	1,407

### QUALITY

	Quantity	Base Number	Contract	LHB	Wales
% of FP17s for the same patient ID Re-attending within 3 months - Children	21	364	5.8%	8.2%	10.8%
% of FP17s for the same patient ID Re-attending within 3 months - Adults	88	577	15.3%	11.9%	15.7%
% of FP17s for the same patient ID Re-attending between 3 & 9 months - Children	259	364	71.2%	56.0%	59.7%
% of FP17s for the same patient ID Re-attending between 3 & 9 months - Adults	370	577	64.1%	51.2%	55.5%
% of FP17s for Band 1 Urgent Courses	79	974	8.1%	8.1%	9.0%
% of FP17s Relating to Free Repair or Replacements	0	974	0.0%	0.5%	0.7%
% of FP17s Relating to Continuations	0	974	0.0%	0.8%	0.7%
% of Patients satisfied with the dentistry they have received	1	1	N/A	90.7%	92.4%
% of Patients satisfied with the time they had to wait for an appointment	1	1	N/A	84.8%	87.1%

\* This is based on patients treated on this contract for their most recent course of treatment.  
 Figures in *italics* indicate the base number of FP17s or Patient Questionnaire responses are less than 100. N/A is shown where the base number of responses is less than 10 during the period. % is calculated as Quantity/Base number\*100

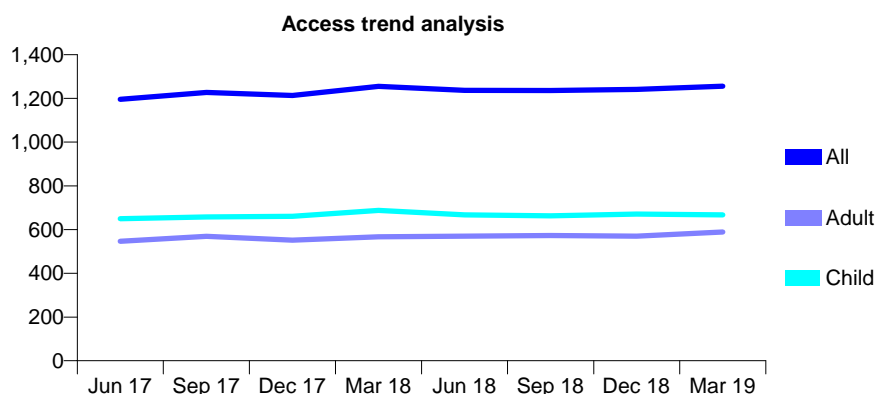
## 7A2 - Vital Signs At a Glance Contract Report for 825190/0001 - Year end March 2019

Name or company name	MR NS WATTS
Contract type name	GDS Contract
Purpose of contract	General
Contract start date	01/04/2006
Contract end date	

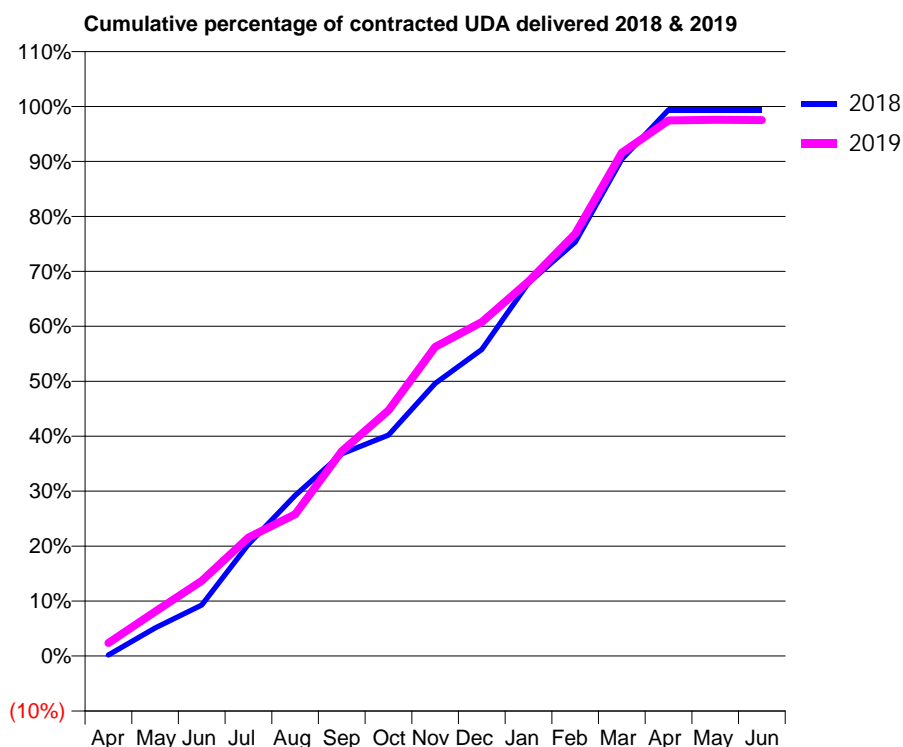
18/19 Contracted general activity (UDA)	2,473
Carry forward general activity (UDA)	15
18/19 Contracted orthodontic activity (UOA)	0
Carry forward orthodontic activity (UOA)	0
Baseline contract value	£72,495.18

### ACCESS\*

Patients seen in 24 months	Total	Change since previous quarter
Quarter ending March 2018	1,255	
Quarter ending June 2018	1,237	↓
Quarter ending September 2018	1,236	→
Quarter ending December 2018	1,241	→
Quarter ending March 2019	1,256	→
<b>Variance since March 2018</b>	<b>0.1%</b>	<b>→</b>



### ACTIVITY



Adjusted Scheduled Activity (UDA)		
Month	2018	2019
April	5	59
May	126	200
June	229	338
July	503	533
August	723	638
September	910	921
October	994	1,105
November	1,227	1,391
December	1,379	1,503
January	1,679	1,685
February	1,863	1,900
March	2,236	2,264
April	2,458	2,411
May	2,458	2,413
June	2,458	2,412

### QUALITY

	Quantity	Base Number	Contract	LHB	Wales
% of FP17s for the same patient ID Re-attending within 3 months - Children	86	965	8.9%	8.2%	10.8%
% of FP17s for the same patient ID Re-attending within 3 months - Adults	58	553	10.5%	11.9%	15.7%
% of FP17s for the same patient ID Re-attending between 3 & 9 months - Children	482	965	49.9%	56.0%	59.7%
% of FP17s for the same patient ID Re-attending between 3 & 9 months - Adults	168	553	30.4%	51.2%	55.5%
% of FP17s for Band 1 Urgent Courses	203	1,482	13.7%	8.1%	9.0%
% of FP17s Relating to Free Repair or Replacements	0	1,482	0.0%	0.5%	0.7%
% of FP17s Relating to Continuations	0	1,482	0.0%	0.8%	0.7%
% of Patients satisfied with the dentistry they have received	6	6	N/A	90.7%	92.4%
% of Patients satisfied with the time they had to wait for an appointment	6	6	N/A	84.8%	87.1%

\* This is based on patients treated on this contract for their most recent course of treatment.

Figures in italics indicate the base number of FP17s or Patient Questionnaire responses are less than 100. N/A is shown where the base number of responses is less than 10 during the period. % is calculated as Quantity/Base number\*100

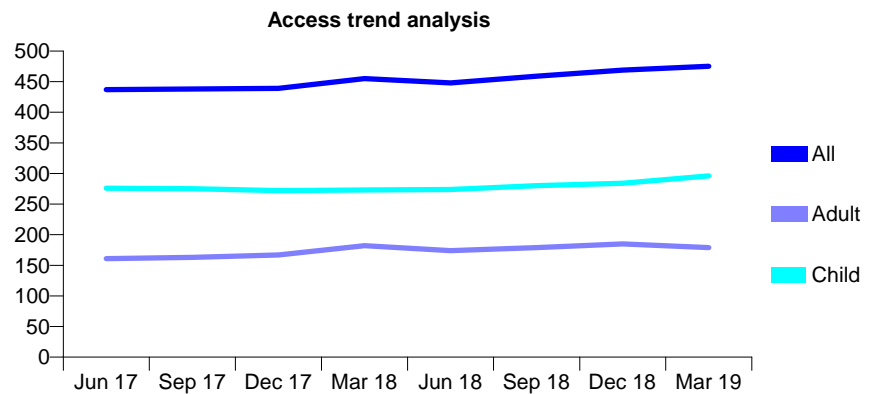
## 7A2 - Vital Signs At a Glance Contract Report for 846864/0001 - Year end March 2019

Name or company name	MR AJ BHATTACHERJEE
Contract type name	GDS Contract
Purpose of contract	General
Contract start date	01/04/2006
Contract end date	

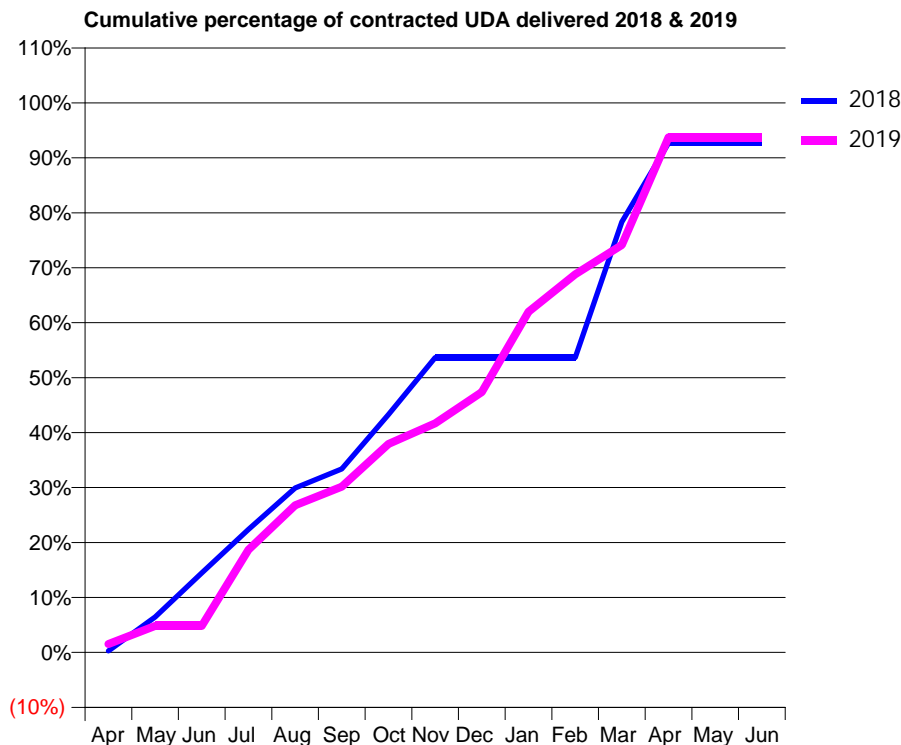
18/19 Contracted general activity (UDA)	1,100
Carry forward general activity (UDA)	0
18/19 Contracted orthodontic activity (UOA)	0
Carry forward orthodontic activity (UOA)	0
Baseline contract value	£27,600.24

### ACCESS\*

Patients seen in 24 months	Total	Change since previous quarter
Quarter ending March 2018	455	
Quarter ending June 2018	448	↓
Quarter ending September 2018	459	↑
Quarter ending December 2018	469	↑
Quarter ending March 2019	475	→
<b>Variance since March 2018</b>	<b>4.4%</b>	<b>↑</b>



### ACTIVITY



Adjusted Scheduled Activity (UDA)		
Month	2018	2019
April	3	17
May	71	53
June	159	53
July	246	205
August	329	295
September	367	332
October	476	417
November	590	459
December	590	521
January	590	682
February	590	757
March	862	815
April	1,020	1,031
May	1,020	1,031
June	1,020	1,031

### QUALITY

	Quantity	Base Number	Contract	LHB	Wales
% of FP17s for the same patient ID Re-attending within 3 months - Children	13	350	3.7%	8.2%	10.8%
% of FP17s for the same patient ID Re-attending within 3 months - Adults	22	209	10.5%	11.9%	15.7%
% of FP17s for the same patient ID Re-attending between 3 & 9 months - Children	196	350	56.0%	56.0%	59.7%
% of FP17s for the same patient ID Re-attending between 3 & 9 months - Adults	126	209	60.3%	51.2%	55.5%
% of FP17s for Band 1 Urgent Courses	20	595	3.4%	8.1%	9.0%
% of FP17s Relating to Free Repair or Replacements	0	595	0.0%	0.5%	0.7%
% of FP17s Relating to Continuations	5	595	0.8%	0.8%	0.7%
% of Patients satisfied with the dentistry they have received	8	9	N/A	90.7%	92.4%
% of Patients satisfied with the time they had to wait for an appointment	9	9	N/A	84.8%	87.1%

\* This is based on patients treated on this contract for their most recent course of treatment. Figures in italics indicate the base number of FP17s or Patient Questionnaire responses are less than 100. N/A is shown where the base number of responses is less than 10 during the period. % is calculated as Quantity/Base number\*100



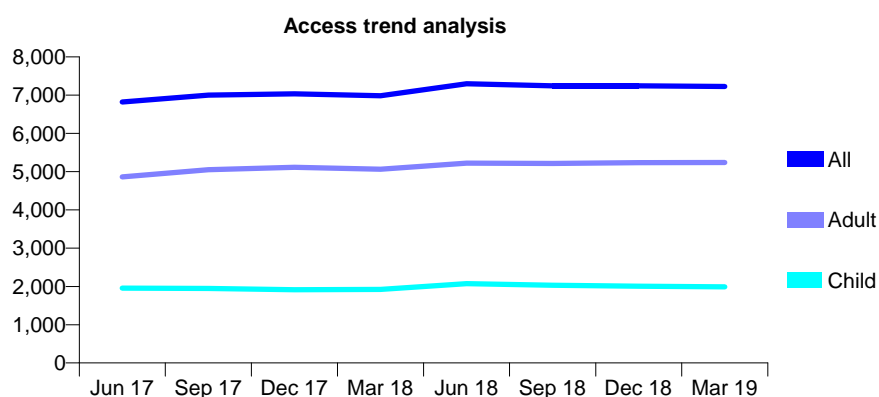
## 7A2 - Vital Signs At a Glance Contract Report for 852546/0001 - Year end March 2019

Name or company name	Dental Excellence Pembroke Ltd
Contract type name	GDS Contract
Purpose of contract	General
Contract start date	01/04/2006
Contract end date	

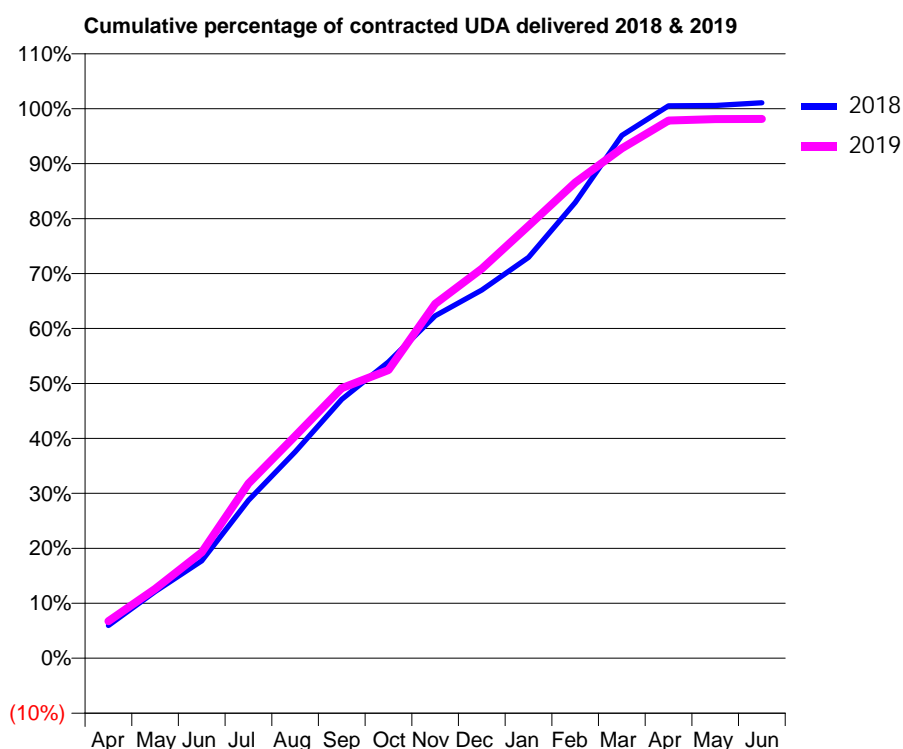
18/19 Contracted general activity (UDA)	15,641
Carry forward general activity (UDA)	-166
18/19 Contracted orthodontic activity (UOA)	0
Carry forward orthodontic activity (UOA)	0
Baseline contract value	£401,624.95

### ACCESS\*

Patients seen in 24 months	Total	Change since previous quarter
Quarter ending March 2018	6,984	
Quarter ending June 2018	7,298	↑
Quarter ending September 2018	7,243	→
Quarter ending December 2018	7,242	→
Quarter ending March 2019	7,224	→
<b>Variance since March 2018</b>	<b>3.4%</b>	<b>↑</b>



### ACTIVITY



Adjusted Scheduled Activity (UDA)		
Month	2018	2019
April	930	1,059
May	1,901	1,976
June	2,774	3,013
July	4,495	4,969
August	5,875	6,325
September	7,371	7,689
October	8,435	8,201
November	9,744	10,086
December	10,479	11,083
January	11,408	12,309
February	12,971	13,542
March	14,882	14,509
April	15,724	15,301
May	15,732	15,345
June	15,807	15,347

### QUALITY

	Quantity	Base Number	Contract	LHB	Wales
% of FP17s for the same patient ID Re-attending within 3 months - Children	141	2,775	5.1%	8.2%	10.8%
% of FP17s for the same patient ID Re-attending within 3 months - Adults	504	5,353	9.4%	11.9%	15.7%
% of FP17s for the same patient ID Re-attending between 3 & 9 months - Children	1,511	2,775	54.5%	56.0%	59.7%
% of FP17s for the same patient ID Re-attending between 3 & 9 months - Adults	1,464	5,353	27.3%	51.2%	55.5%
% of FP17s for Band 1 Urgent Courses	865	8,068	10.7%	8.1%	9.0%
% of FP17s Relating to Free Repair or Replacements	47	8,068	0.6%	0.5%	0.7%
% of FP17s Relating to Continuations	48	8,068	0.6%	0.8%	0.7%
% of Patients satisfied with the dentistry they have received	21	27	77.8%	90.7%	92.4%
% of Patients satisfied with the time they had to wait for an appointment	24	27	88.9%	84.8%	87.1%

\* This is based on patients treated on this contract for their most recent course of treatment. Figures in italics indicate the base number of FP17s or Patient Questionnaire responses are less than 100. N/A is shown where the base number of responses is less than 10 during the period. % is calculated as Quantity/Base number\*100

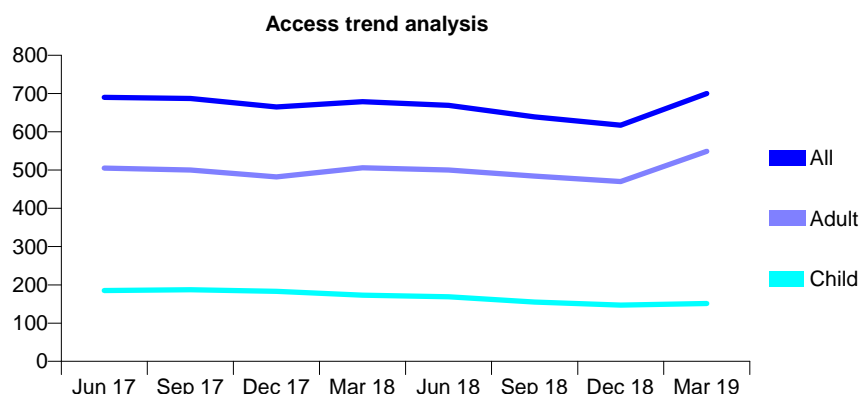
## 7A2 - Vital Signs At a Glance Contract Report for 857882/0001 - Year end March 2019

Name or company name	MISS DB MOTHIBI
Contract type name	GDS Contract
Purpose of contract	General
Contract start date	28/01/2009
Contract end date	

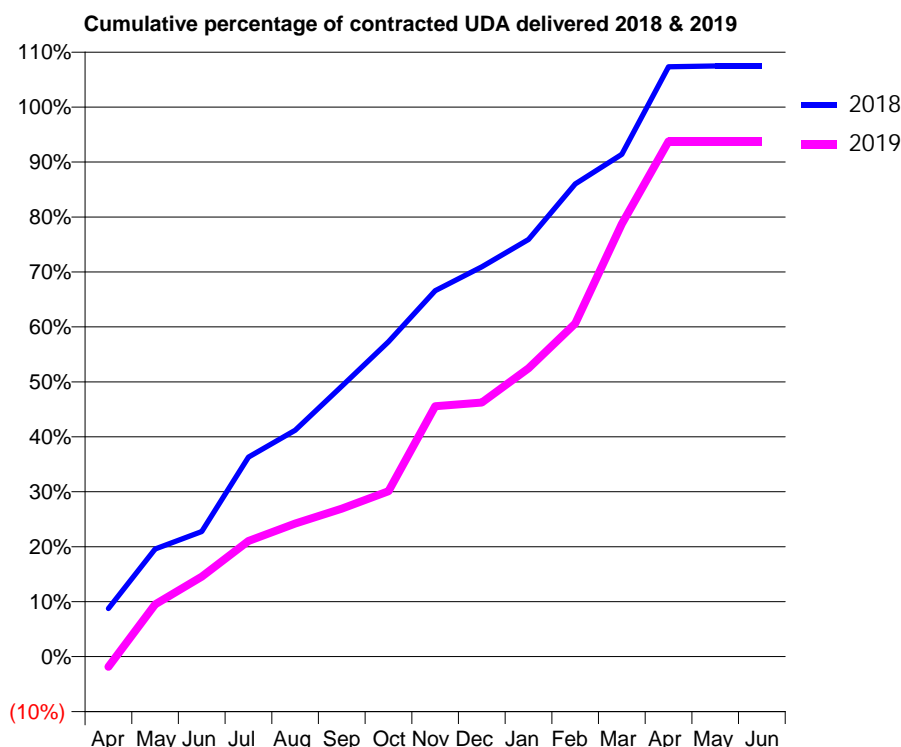
18/19 Contracted general activity (UDA)	1,847
Carry forward general activity (UDA)	39
18/19 Contracted orthodontic activity (UOA)	0
Carry forward orthodontic activity (UOA)	0
Baseline contract value	£51,732.42

### ACCESS\*

Patients seen in 24 months	Total	Change since previous quarter
Quarter ending March 2018	679	
Quarter ending June 2018	669	↓
Quarter ending September 2018	639	↓
Quarter ending December 2018	617	↓
Quarter ending March 2019	700	↑
<b>Variance since March 2018</b>	<b>3.1%</b>	<b>↑</b>



### ACTIVITY



Adjusted Scheduled Activity (UDA)		
Month	2018	2019
April	133	-35
May	299	175
June	347	269
July	554	389
August	629	448
September	751	497
October	874	556
November	1,016	841
December	1,082	854
January	1,159	969
February	1,312	1,120
March	1,395	1,454
April	1,638	1,732
May	1,640	1,732
June	1,640	1,732

### QUALITY

	Quantity	Base Number	Contract	LHB	Wales
% of FP17s for the same patient ID Re-attending within 3 months - Children	17	191	8.9%	8.2%	10.8%
% of FP17s for the same patient ID Re-attending within 3 months - Adults	97	673	14.4%	11.9%	15.7%
% of FP17s for the same patient ID Re-attending between 3 & 9 months - Children	75	191	39.3%	56.0%	59.7%
% of FP17s for the same patient ID Re-attending between 3 & 9 months - Adults	229	673	34.0%	51.2%	55.5%
% of FP17s for Band 1 Urgent Courses	174	849	20.5%	8.1%	9.0%
% of FP17s Relating to Free Repair or Replacements	3	849	0.4%	0.5%	0.7%
% of FP17s Relating to Continuations	4	849	0.5%	0.8%	0.7%
% of Patients satisfied with the dentistry they have received	2	2	N/A	90.7%	92.4%
% of Patients satisfied with the time they had to wait for an appointment	2	2	N/A	84.8%	87.1%

\* This is based on patients treated on this contract for their most recent course of treatment.  
 Figures in *italics* indicate the base number of FP17s or Patient Questionnaire responses are less than 100. N/A is shown where the base number of responses is less than 10 during the period. % is calculated as Quantity/Base number\*100

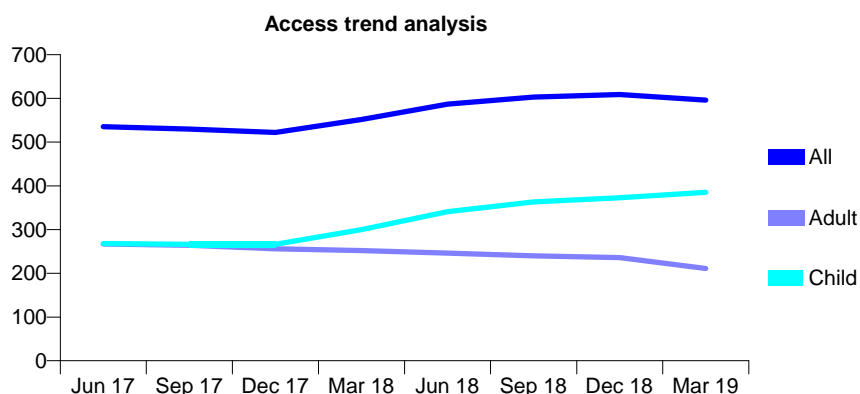
## 7A2 - Vital Signs At a Glance Contract Report for 905488/0001 - Year end March 2019

Name or company name	DM Rees and Jagdeep S Hans
Contract type name	GDS Contract
Purpose of contract	General
Contract start date	01/04/2006
Contract end date	

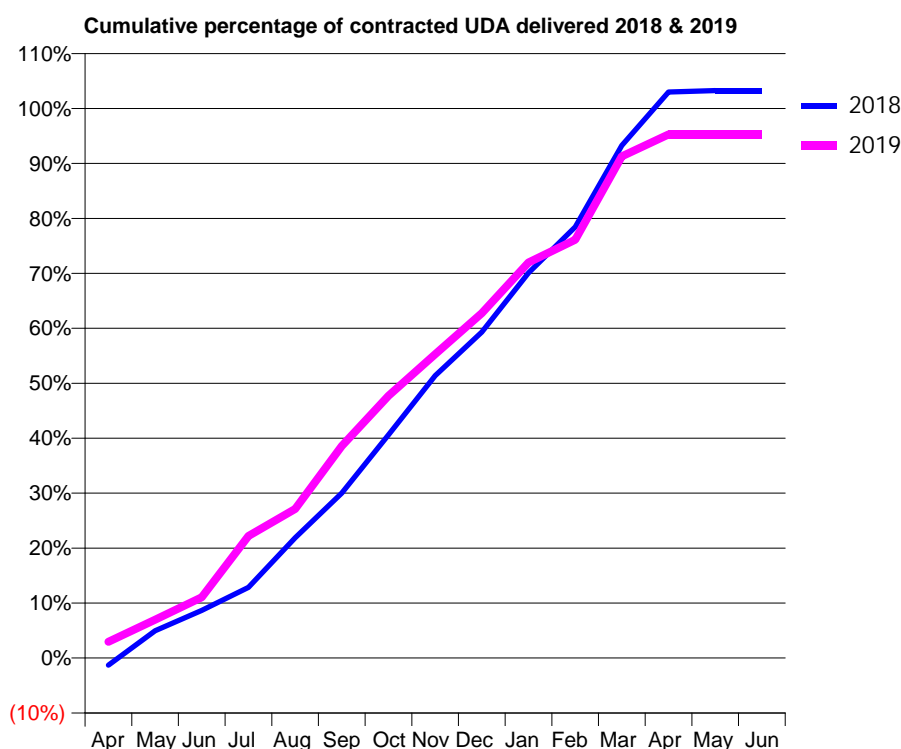
18/19 Contracted general activity (UDA)	1,249
Carry forward general activity (UDA)	-37
18/19 Contracted orthodontic activity (UOA)	0
Carry forward orthodontic activity (UOA)	0
Baseline contract value	£35,995.02

### ACCESS\*

Patients seen in 24 months	Total	Change since previous quarter
Quarter ending March 2018	552	
Quarter ending June 2018	587	↑
Quarter ending September 2018	603	↑
Quarter ending December 2018	609	→
Quarter ending March 2019	596	↓
<b>Variance since March 2018</b>	<b>8.0%</b>	<b>↑</b>



### ACTIVITY



Adjusted Scheduled Activity (UDA)		
Month	2018	2019
April	-15	37
May	56	87
June	99	138
July	146	278
August	248	339
September	341	482
October	461	596
November	583	691
December	673	784
January	795	899
February	890	951
March	1,059	1,140
April	1,169	1,190
May	1,172	1,190
June	1,172	1,190

### QUALITY

	Quantity	Base Number	Contract	LHB	Wales
% of FP17s for the same patient ID Re-attending within 3 months - Children	29	630	4.6%	8.2%	10.8%
% of FP17s for the same patient ID Re-attending within 3 months - Adults	17	231	7.4%	11.9%	15.7%
% of FP17s for the same patient ID Re-attending between 3 & 9 months - Children	384	630	61.0%	56.0%	59.7%
% of FP17s for the same patient ID Re-attending between 3 & 9 months - Adults	130	231	56.3%	51.2%	55.5%
% of FP17s for Band 1 Urgent Courses	24	822	2.9%	8.1%	9.0%
% of FP17s Relating to Free Repair or Replacements	3	822	0.4%	0.5%	0.7%
% of FP17s Relating to Continuations	0	822	0.0%	0.8%	0.7%
% of Patients satisfied with the dentistry they have received	2	2	N/A	90.7%	92.4%
% of Patients satisfied with the time they had to wait for an appointment	2	2	N/A	84.8%	87.1%

\* This is based on patients treated on this contract for their most recent course of treatment.

Figures in italics indicate the base number of FP17s or Patient Questionnaire responses are less than 100. N/A is shown where the base number of responses is less than 10 during the period. % is calculated as Quantity/Base number\*100

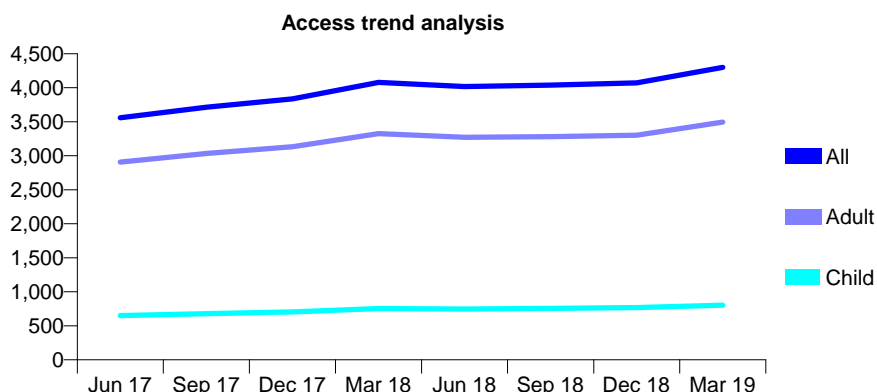
## 7A3 - Vital Signs At a Glance Contract Report for 100119/0000 - Year end March 2019

Name or company name	Andrew Williams
Contract type name	GDS Contract
Purpose of contract	General
Contract start date	07/04/2016
Contract end date	

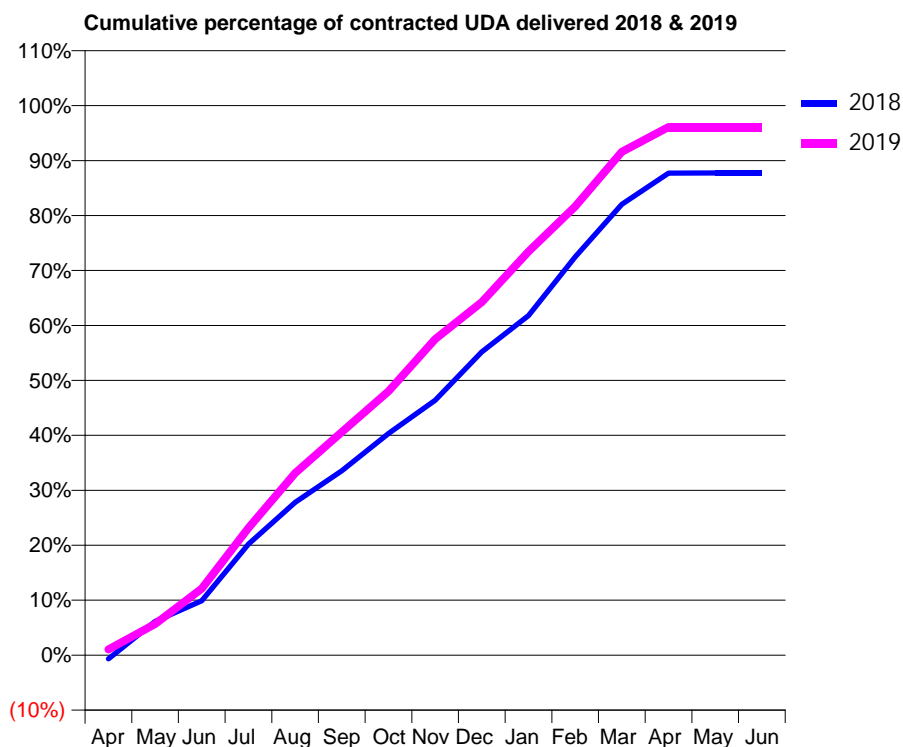
18/19 Contracted general activity (UDA)	12,135
Carry forward general activity (UDA)	0
18/19 Contracted orthodontic activity (UOA)	0
Carry forward orthodontic activity (UOA)	0
Baseline contract value	£310,880.06

### ACCESS\*

Patients seen in 24 months	Total	Change since previous quarter
Quarter ending March 2018	4,079	
Quarter ending June 2018	4,019	↓
Quarter ending September 2018	4,040	→
Quarter ending December 2018	4,072	→
Quarter ending March 2019	4,301	↑
<b>Variance since March 2018</b>	<b>5.4%</b>	<b>↑</b>



### ACTIVITY



Adjusted Scheduled Activity (UDA)		
Month	2018	2019
April	-84	127
May	747	687
June	1,201	1,472
July	2,452	2,812
August	3,374	4,022
September	4,072	4,924
October	4,892	5,825
November	5,629	6,979
December	6,695	7,797
January	7,499	8,913
February	8,794	9,908
March	9,954	11,113
April	10,645	11,662
May	10,648	11,663
June	10,646	11,664

### QUALITY

	Quantity	Base Number	Contract	LHB	Wales
% of FP17s for the same patient ID Re-attending within 3 months - Children	68	1,229	5.5%	9.4%	10.8%
% of FP17s for the same patient ID Re-attending within 3 months - Adults	635	5,406	11.7%	14.2%	15.7%
% of FP17s for the same patient ID Re-attending between 3 & 9 months - Children	788	1,229	64.1%	56.0%	59.7%
% of FP17s for the same patient ID Re-attending between 3 & 9 months - Adults	3,420	5,406	63.3%	52.5%	55.5%
% of FP17s for Band 1 Urgent Courses	408	6,589	6.2%	9.5%	9.0%
% of FP17s Relating to Free Repair or Replacements	53	6,589	0.8%	0.8%	0.7%
% of FP17s Relating to Continuations	8	6,589	0.1%	0.6%	0.7%
% of Patients satisfied with the dentistry they have received	10	11	90.9%	89.8%	92.4%
% of Patients satisfied with the time they had to wait for an appointment	9	11	81.8%	87.8%	87.1%

\* This is based on patients treated on this contract for their most recent course of treatment.  
 Figures in italics indicate the base number of FP17s or Patient Questionnaire responses are less than 100. N/A is shown where the base number of responses is less than 10 during the period. % is calculated as Quantity/Base number\*100

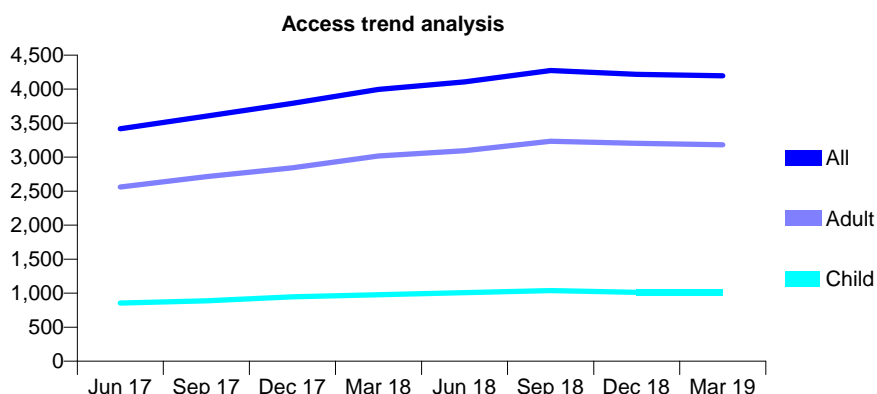
## 7A3 - Vital Signs At a Glance Contract Report for 100189/0000 - Year end March 2019

Name or company name	Townhill Dental Surgery
Contract type name	GDS Contract
Purpose of contract	General
Contract start date	24/05/2016
Contract end date	

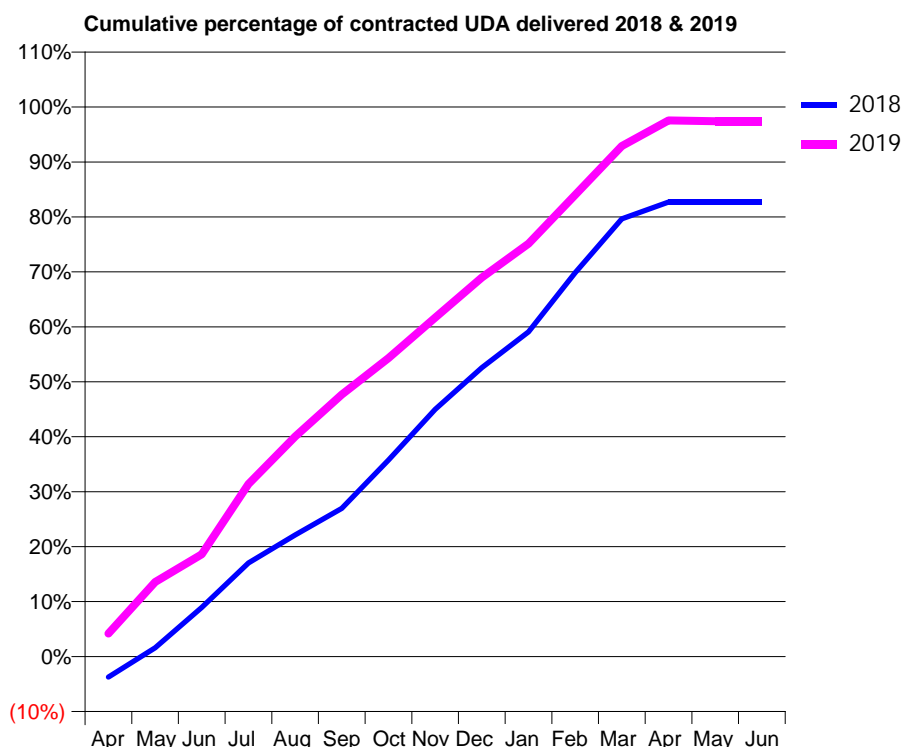
18/19 Contracted general activity (UDA)	14,100
Carry forward general activity (UDA)	0
18/19 Contracted orthodontic activity (UOA)	0
Carry forward orthodontic activity (UOA)	0
Baseline contract value	£362,169.49

### ACCESS\*

Patients seen in 24 months	Total	Change since previous quarter
Quarter ending March 2018	3,998	
Quarter ending June 2018	4,106	↑
Quarter ending September 2018	4,275	↑
Quarter ending December 2018	4,218	↓
Quarter ending March 2019	4,198	→
<b>Variance since March 2018</b>	<b>5.0%</b>	<b>↑</b>



### ACTIVITY



Adjusted Scheduled Activity (UDA)		
Month	2018	2019
April	-528	591
May	227	1,915
June	1,260	2,621
July	2,403	4,427
August	3,117	5,645
September	3,803	6,721
October	5,041	7,655
November	6,344	8,696
December	7,410	9,721
January	8,330	10,594
February	9,850	11,844
March	11,226	13,098
April	11,659	13,752
May	11,659	13,737
June	11,659	13,736

### QUALITY

	Quantity	Base Number	Contract	LHB	Wales
% of FP17s for the same patient ID Re-attending within 3 months - Children	122	1,544	7.9%	9.4%	10.8%
% of FP17s for the same patient ID Re-attending within 3 months - Adults	969	5,035	19.2%	14.2%	15.7%
% of FP17s for the same patient ID Re-attending between 3 & 9 months - Children	878	1,544	56.9%	56.0%	59.7%
% of FP17s for the same patient ID Re-attending between 3 & 9 months - Adults	2,689	5,035	53.4%	52.5%	55.5%
% of FP17s for Band 1 Urgent Courses	728	6,646	11.0%	9.5%	9.0%
% of FP17s Relating to Free Repair or Replacements	120	6,646	1.8%	0.8%	0.7%
% of FP17s Relating to Continuations	33	6,646	0.5%	0.6%	0.7%
% of Patients satisfied with the dentistry they have received	14	15	93.3%	89.8%	92.4%
% of Patients satisfied with the time they had to wait for an appointment	12	15	80.0%	87.8%	87.1%

\* This is based on patients treated on this contract for their most recent course of treatment.

Figures in italics indicate the base number of FP17s or Patient Questionnaire responses are less than 100. N/A is shown where the base number of responses is less than 10 during the period. % is calculated as Quantity/Base number\*100

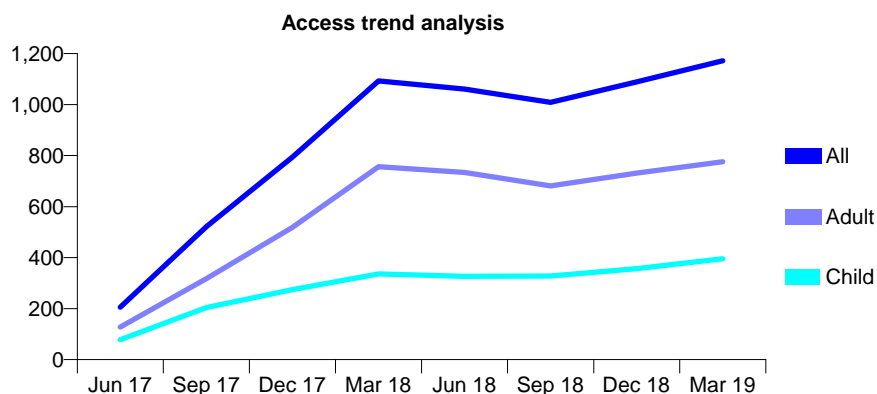
## 7A3 - Vital Signs At a Glance Contract Report for 100279/0000 - Year end March 2019

Name or company name	Cymmer Dental Practice
Contract type name	GDS Contract
Purpose of contract	General
Contract start date	31/01/2017
Contract end date	

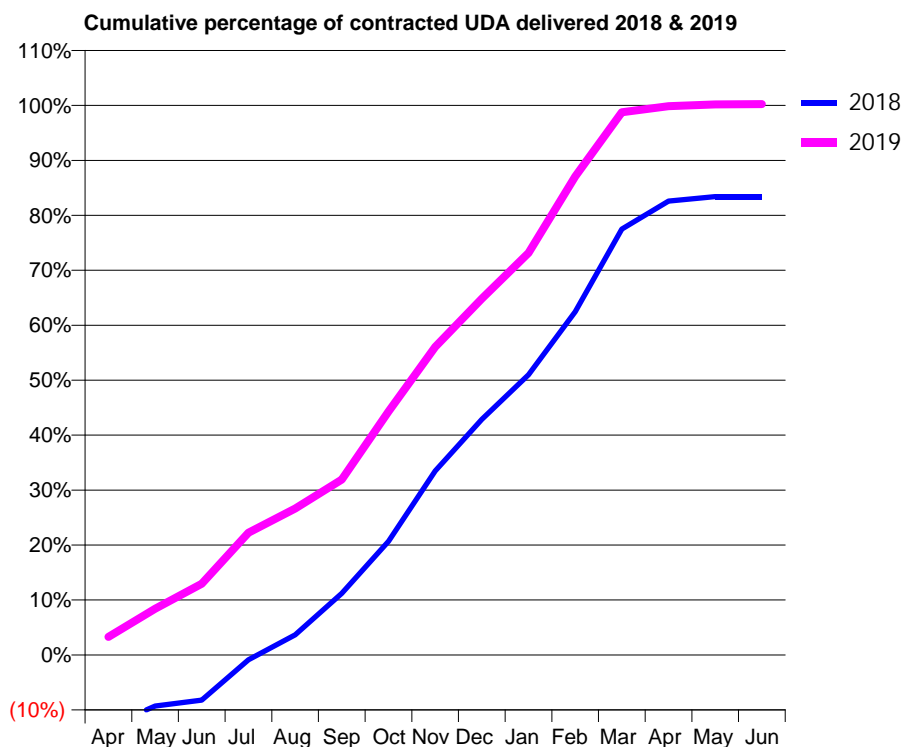
18/19 Contracted general activity (UDA)	3,804
Carry forward general activity (UDA)	0
18/19 Contracted orthodontic activity (UOA)	0
Carry forward orthodontic activity (UOA)	0
Baseline contract value	£97,628.90

### ACCESS\*

Patients seen in 24 months	Total	Change since previous quarter
Quarter ending March 2018	1,093	
Quarter ending June 2018	1,061	↓
Quarter ending September 2018	1,009	↓
Quarter ending December 2018	1,089	↑
Quarter ending March 2019	1,172	↑
<b>Variance since March 2018</b>	<b>7.2%</b>	<b>↑</b>



### ACTIVITY



Adjusted Scheduled Activity (UDA)		
Month	2018	2019
April	-500	125
May	-354	320
June	-313	493
July	-35	846
August	140	1,014
September	426	1,215
October	787	1,685
November	1,273	2,133
December	1,631	2,466
January	1,940	2,783
February	2,377	3,313
March	2,948	3,756
April	3,142	3,798
May	3,172	3,810
June	3,172	3,813

### QUALITY

	Quantity	Base Number	Contract	LHB	Wales
% of FP17s for the same patient ID Re-attending within 3 months - Children	45	515	8.7%	9.4%	10.8%
% of FP17s for the same patient ID Re-attending within 3 months - Adults	102	960	10.6%	14.2%	15.7%
% of FP17s for the same patient ID Re-attending between 3 & 9 months - Children	236	515	45.8%	56.0%	59.7%
% of FP17s for the same patient ID Re-attending between 3 & 9 months - Adults	363	960	37.8%	52.5%	55.5%
% of FP17s for Band 1 Urgent Courses	66	1,435	4.6%	9.5%	9.0%
% of FP17s Relating to Free Repair or Replacements	3	1,435	0.2%	0.8%	0.7%
% of FP17s Relating to Continuations	29	1,435	2.0%	0.6%	0.7%
% of Patients satisfied with the dentistry they have received	3	3	N/A	89.8%	92.4%
% of Patients satisfied with the time they had to wait for an appointment	3	3	N/A	87.8%	87.1%

\* This is based on patients treated on this contract for their most recent course of treatment.

Figures in italics indicate the base number of FP17s or Patient Questionnaire responses are less than 100. N/A is shown where the base number of responses is less than 10 during the period. % is calculated as Quantity/Base number\*100

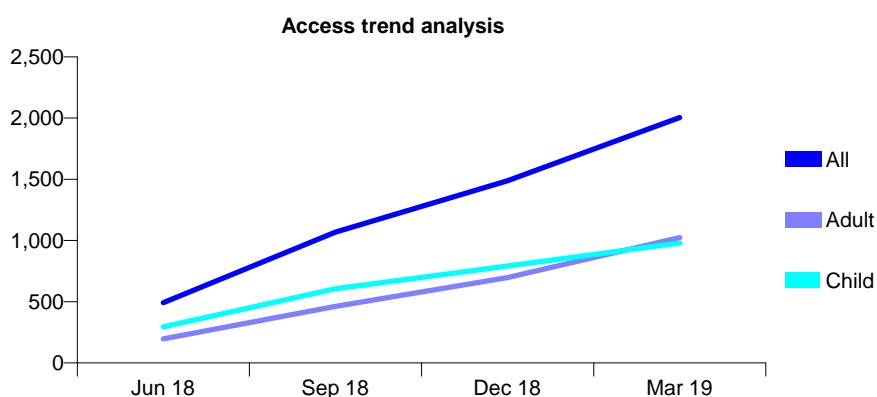
## 7A3 - Vital Signs At a Glance Contract Report for 100624/0000 - Year end March 2019

Name or company name	Belgrave Dental Centre Ltd
Contract type name	Pilot Contract
Purpose of contract	General
Contract start date	01/04/2018
Contract end date	

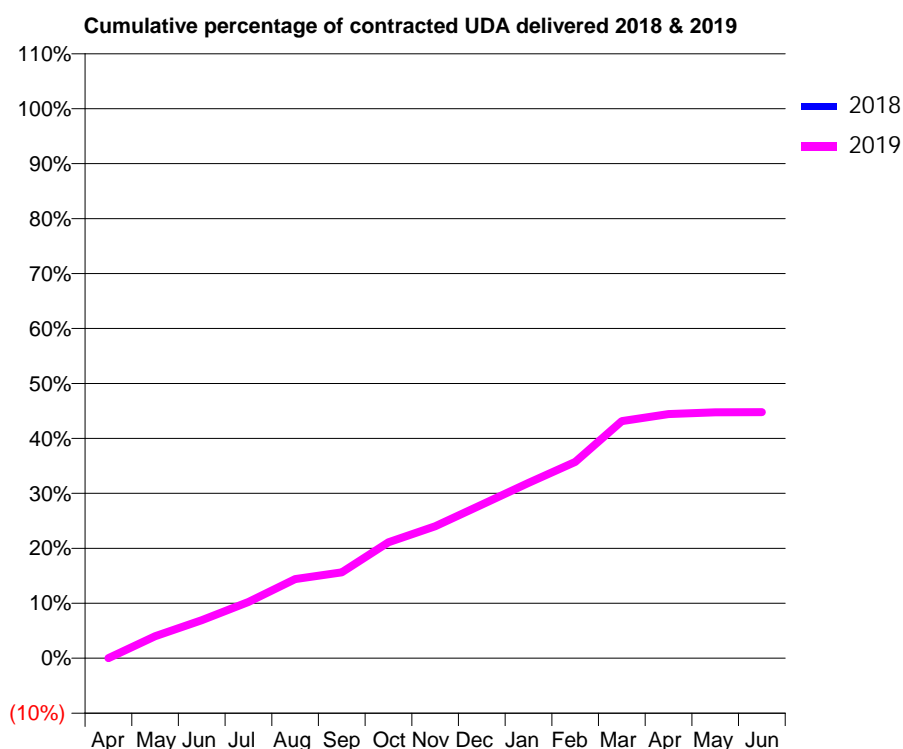
18/19 Contracted general activity (UDA)	11,903
Carry forward general activity (UDA)	0
18/19 Contracted orthodontic activity (UOA)	0
Carry forward orthodontic activity (UOA)	0
Baseline contract value	£321,001.95

### ACCESS\*

Patients seen in 24 months	Total	Change since previous quarter
Quarter ending March 2018	0	
Quarter ending June 2018	492	↑
Quarter ending September 2018	1,068	↑
Quarter ending December 2018	1,489	↑
Quarter ending March 2019	2,005	↑
Variance since March 2018	N/A	



### ACTIVITY



Adjusted Scheduled Activity (UDA)		
Month	2018	2019
April	0	0
May	0	478
June	0	826
July	0	1,218
August	0	1,714
September	0	1,858
October	0	2,512
November	0	2,859
December	0	3,327
January	0	3,798
February	0	4,251
March	0	5,134
April	0	5,287
May	0	5,326
June	0	5,330

### QUALITY

	Quantity	Base Number	Contract	LHB	Wales
% of FP17s for the same patient ID Re-attending within 3 months - Children	83	1,534	5.4%	9.4%	10.8%
% of FP17s for the same patient ID Re-attending within 3 months - Adults	208	1,561	13.3%	14.2%	15.7%
% of FP17s for the same patient ID Re-attending between 3 & 9 months - Children	346	1,534	22.6%	56.0%	59.7%
% of FP17s for the same patient ID Re-attending between 3 & 9 months - Adults	191	1,561	12.2%	52.5%	55.5%
% of FP17s for Band 1 Urgent Courses	617	3,199	19.3%	9.5%	9.0%
% of FP17s Relating to Free Repair or Replacements	4	3,199	0.1%	0.8%	0.7%
% of FP17s Relating to Continuations	50	3,199	1.6%	0.6%	0.7%
% of Patients satisfied with the dentistry they have received	2	2	N/A	89.8%	92.4%
% of Patients satisfied with the time they had to wait for an appointment	2	2	N/A	87.8%	87.1%

\* This is based on patients treated on this contract for their most recent course of treatment. Figures in italics indicate the base number of FP17s or Patient Questionnaire responses are less than 100. N/A is shown where the base number of responses is less than 10 during the period. % is calculated as Quantity/Base number\*100



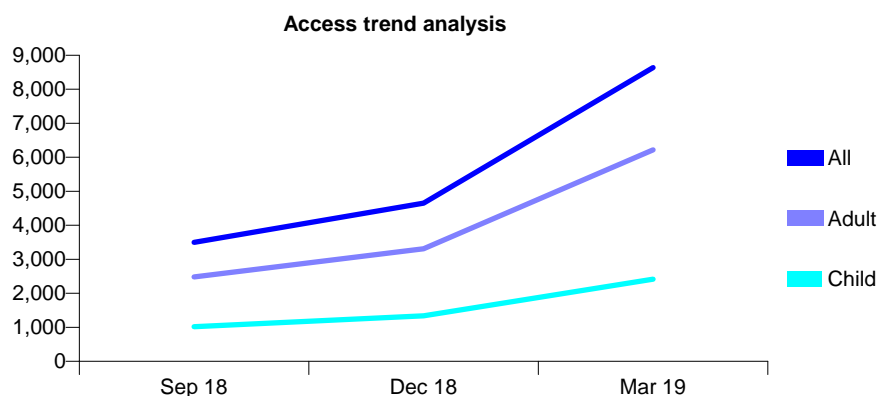
## 7A3 - Vital Signs At a Glance Contract Report for 100627/0000 - Year end March 2019

Name or company name	Waterfront Dental Centre
Contract type name	Pilot Contract
Purpose of contract	General
Contract start date	01/04/2018
Contract end date	

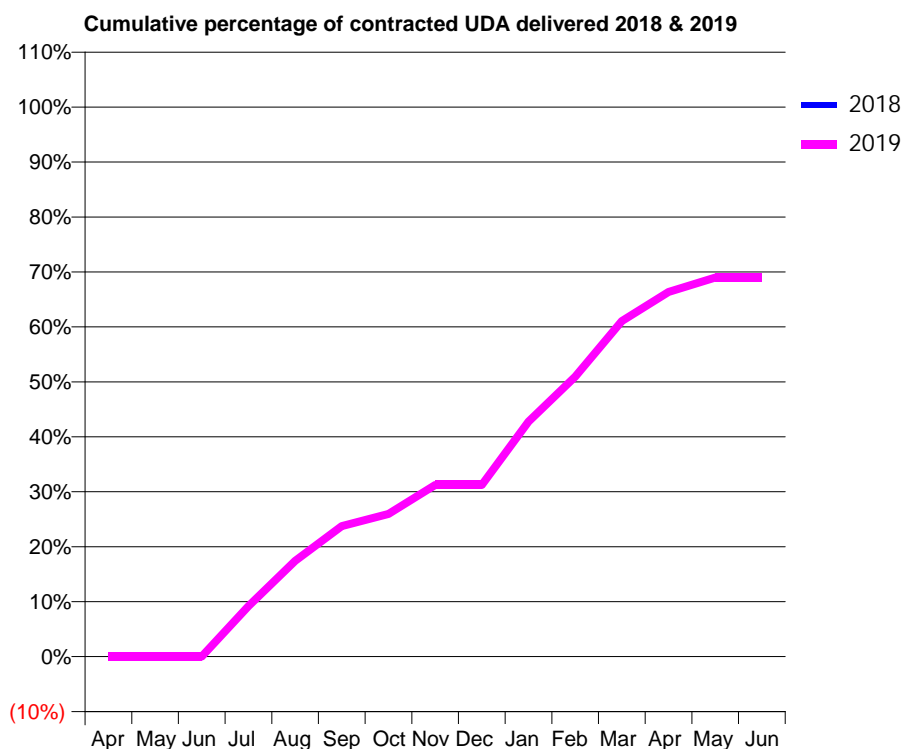
18/19 Contracted general activity (UDA)	34,423
Carry forward general activity (UDA)	0
18/19 Contracted orthodontic activity (UOA)	0
Carry forward orthodontic activity (UOA)	0
Baseline contract value	£948,033.31

### ACCESS\*

Patients seen in 24 months	Total	Change since previous quarter
Quarter ending March 2018	0	
Quarter ending June 2018	0	
Quarter ending September 2018	3,499	↑
Quarter ending December 2018	4,652	↑
Quarter ending March 2019	8,638	↑
Variance since March 2018	N/A	



### ACTIVITY



Adjusted Scheduled Activity (UDA)		
Month	2018	2019
April	0	0
May	0	0
June	0	0
July	0	3,164
August	0	5,999
September	0	8,172
October	0	8,932
November	0	10,755
December	0	10,755
January	0	14,726
February	0	17,534
March	0	21,010
April	0	22,840
May	0	23,742
June	0	23,742

### QUALITY

	Quantity	Base Number	Contract	LHB	Wales
% of FP17s for the same patient ID Re-attending within 3 months - Children	182	3,118	5.8%	9.4%	10.8%
% of FP17s for the same patient ID Re-attending within 3 months - Adults	943	8,842	10.7%	14.2%	15.7%
% of FP17s for the same patient ID Re-attending between 3 & 9 months - Children	309	3,118	9.9%	56.0%	59.7%
% of FP17s for the same patient ID Re-attending between 3 & 9 months - Adults	1,028	8,842	11.6%	52.5%	55.5%
% of FP17s for Band 1 Urgent Courses	3,962	13,736	28.8%	9.5%	9.0%
% of FP17s Relating to Free Repair or Replacements	126	13,736	0.9%	0.8%	0.7%
% of FP17s Relating to Continuations	2	13,736	0.0%	0.6%	0.7%
% of Patients satisfied with the dentistry they have received	2	3	N/A	89.8%	92.4%
% of Patients satisfied with the time they had to wait for an appointment	2	3	N/A	87.8%	87.1%

\* This is based on patients treated on this contract for their most recent course of treatment.  
 Figures in *italics* indicate the base number of FP17s or Patient Questionnaire responses are less than 100. N/A is shown where the base number of responses is less than 10 during the period. % is calculated as Quantity/Base number\*100

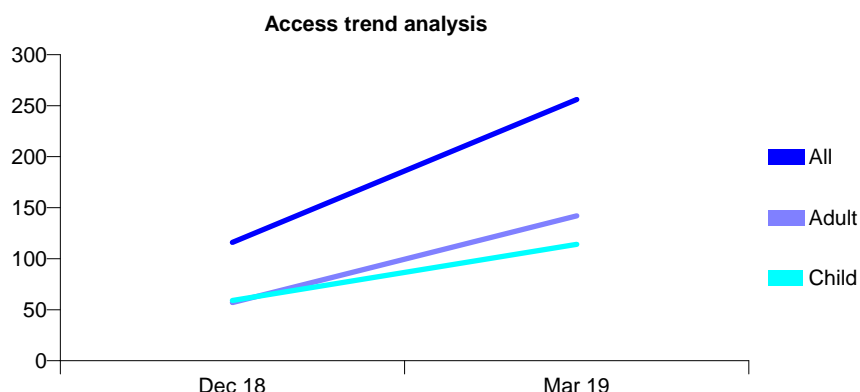
## 7A3 - Vital Signs At a Glance Contract Report for 100854/0000 - Year end March 2019

Name or company name	MISS AE WALKER
Contract type name	GDS Contract
Purpose of contract	General
Contract start date	02/09/2018
Contract end date	

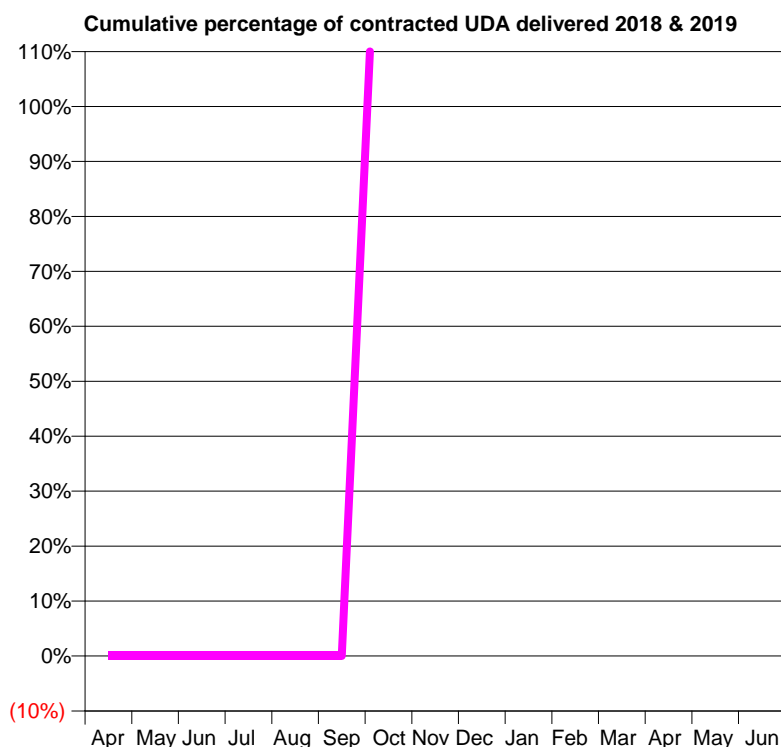
18/19 Contracted general activity (UDA)	105
Carry forward general activity (UDA)	0
18/19 Contracted orthodontic activity (UOA)	0
Carry forward orthodontic activity (UOA)	0
Baseline contract value	£5,448.79

### ACCESS\*

Patients seen in 24 months	Total	Change since previous quarter
Quarter ending March 2018	0	
Quarter ending June 2018	0	
Quarter ending September 2018	0	
Quarter ending December 2018	116	↑
Quarter ending March 2019	256	↑
Variance since March 2018	N/A	



### ACTIVITY



Adjusted Scheduled Activity (UDA)		
Month	2018	2019
April	0	0
May	0	0
June	0	0
July	0	0
August	0	0
September	0	0
October	0	191
November	0	187
December	0	213
January	0	357
February	0	473
March	0	522
April	0	825
May	0	825
June	0	833

### QUALITY

	Quantity	Base Number	Contract	LHB	Wales
% of FP17s for the same patient ID Re-attending within 3 months - Children	4	121	3.3%	9.4%	10.8%
% of FP17s for the same patient ID Re-attending within 3 months - Adults	14	171	8.2%	14.2%	15.7%
% of FP17s for the same patient ID Re-attending between 3 & 9 months - Children	4	121	3.3%	56.0%	59.7%
% of FP17s for the same patient ID Re-attending between 3 & 9 months - Adults	4	171	2.3%	52.5%	55.5%
% of FP17s for Band 1 Urgent Courses	52	450	11.6%	9.5%	9.0%
% of FP17s Relating to Free Repair or Replacements	0	450	0.0%	0.8%	0.7%
% of FP17s Relating to Continuations	0	450	0.0%	0.6%	0.7%
% of Patients satisfied with the dentistry they have received	0	0	N/A	89.8%	92.4%
% of Patients satisfied with the time they had to wait for an appointment	0	0	N/A	87.8%	87.1%

\* This is based on patients treated on this contract for their most recent course of treatment.

Figures in italics indicate the base number of FP17s or Patient Questionnaire responses are less than 100. N/A is shown where the base number of responses is less than 10 during the period. % is calculated as Quantity/Base number\*100

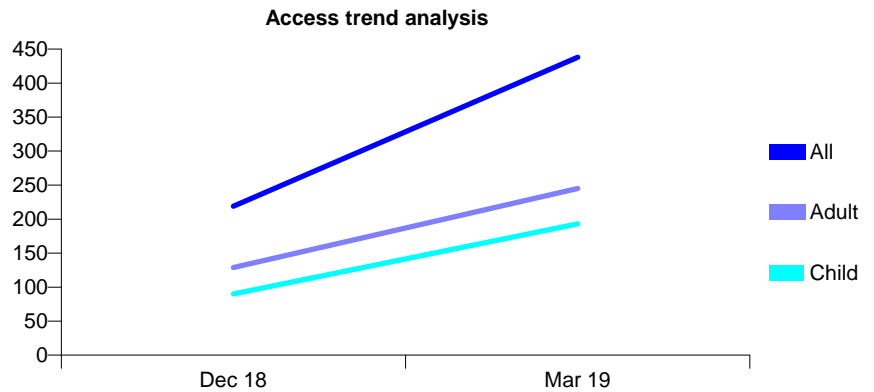
## 7A3 - Vital Signs At a Glance Contract Report for 100855/0000 - Year end March 2019

Name or company name	MISS AE WALKER
Contract type name	GDS Contract
Purpose of contract	General
Contract start date	02/09/2018
Contract end date	

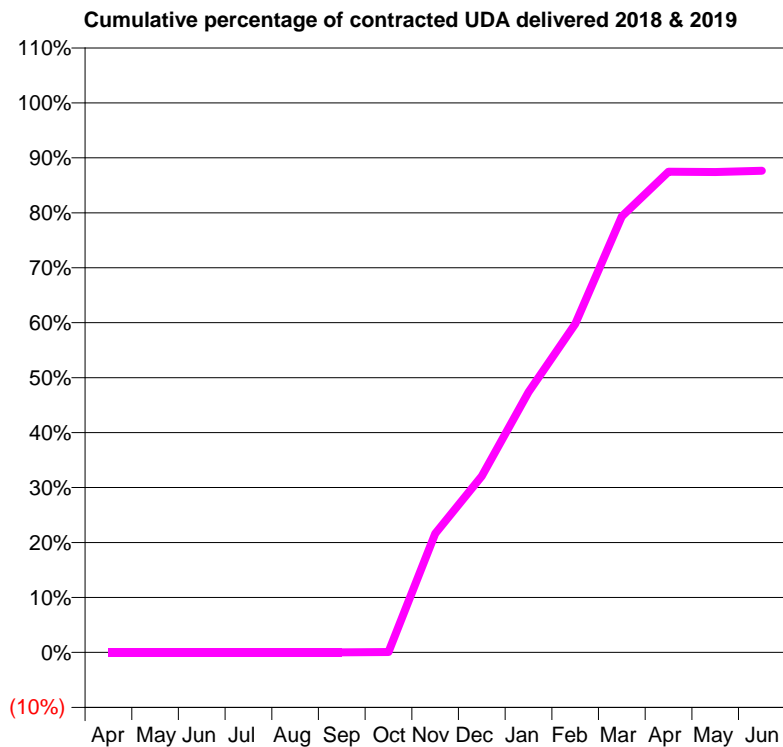
18/19 Contracted general activity (UDA)	1,241
Carry forward general activity (UDA)	0
18/19 Contracted orthodontic activity (UOA)	0
Carry forward orthodontic activity (UOA)	0
Baseline contract value	£32,204.07

### ACCESS\*

Patients seen in 24 months	Total	Change since previous quarter
Quarter ending March 2018	0	
Quarter ending June 2018	0	
Quarter ending September 2018	0	
Quarter ending December 2018	219	↑
Quarter ending March 2019	438	↑
Variance since March 2018	N/A	



### ACTIVITY



Adjusted Scheduled Activity (UDA)		
Month	2018	2019
April	0	0
May	0	0
June	0	0
July	0	0
August	0	0
September	0	0
October	0	1
November	0	269
December	0	398
January	0	588
February	0	742
March	0	985
April	0	1,086
May	0	1,085
June	0	1,088

### QUALITY

	Quantity	Base Number	Contract	LHB	Wales
% of FP17s for the same patient ID Re-attending within 3 months - Children	7	213	3.3%	9.4%	10.8%
% of FP17s for the same patient ID Re-attending within 3 months - Adults	35	305	11.5%	14.2%	15.7%
% of FP17s for the same patient ID Re-attending between 3 & 9 months - Children	9	213	4.2%	56.0%	59.7%
% of FP17s for the same patient ID Re-attending between 3 & 9 months - Adults	21	305	6.9%	52.5%	55.5%
% of FP17s for Band 1 Urgent Courses	53	562	9.4%	9.5%	9.0%
% of FP17s Relating to Free Repair or Replacements	3	562	0.5%	0.8%	0.7%
% of FP17s Relating to Continuations	0	562	0.0%	0.6%	0.7%
% of Patients satisfied with the dentistry they have received	0	0	N/A	89.8%	92.4%
% of Patients satisfied with the time they had to wait for an appointment	0	0	N/A	87.8%	87.1%

\* This is based on patients treated on this contract for their most recent course of treatment. Figures in italics indicate the base number of FP17s or Patient Questionnaire responses are less than 100. N/A is shown where the base number of responses is less than 10 during the period. % is calculated as Quantity/Base number\*100

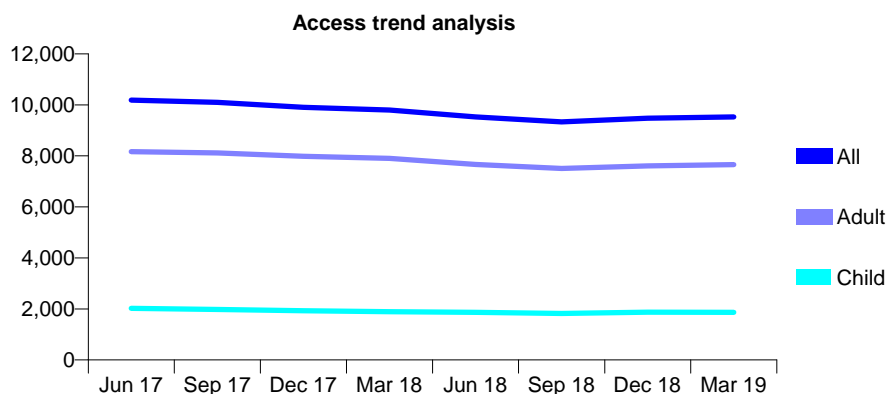
## 7A3 - Vital Signs At a Glance Contract Report for 101370/0066 - Year end March 2019

Name or company name	Petrie Tucker & Partners Ltd
Contract type name	GDS Contract
Purpose of contract	General
Contract start date	01/04/2006
Contract end date	

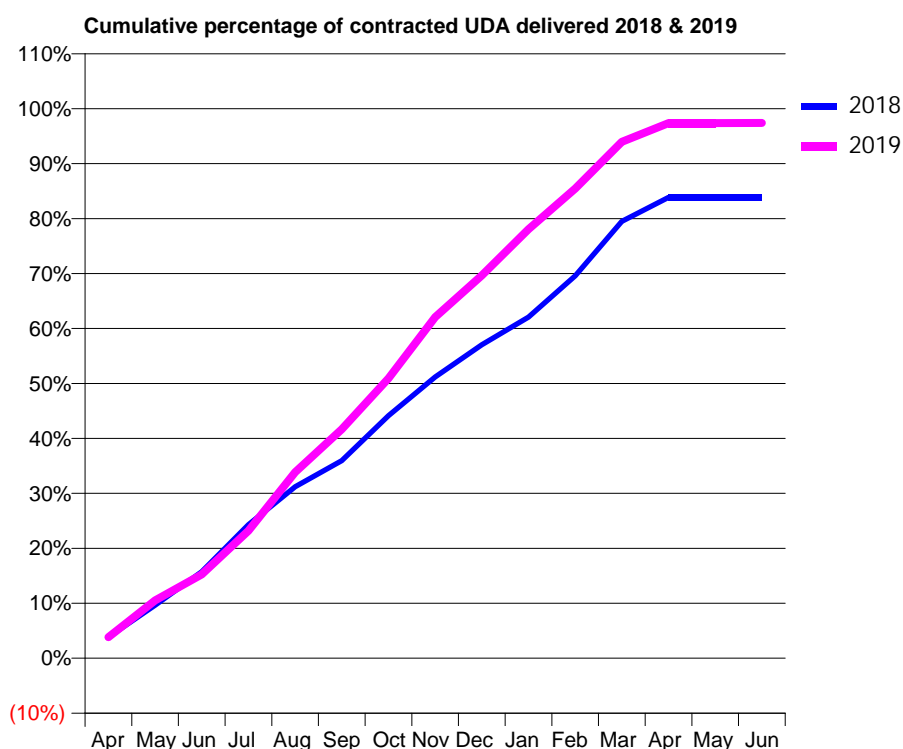
18/19 Contracted general activity (UDA)	24,190
Carry forward general activity (UDA)	0
18/19 Contracted orthodontic activity (UOA)	0
Carry forward orthodontic activity (UOA)	0
Baseline contract value	£620,314.43

### ACCESS\*

Patients seen in 24 months	Total	Change since previous quarter
Quarter ending March 2018	9,797	
Quarter ending June 2018	9,528	↓
Quarter ending September 2018	9,330	↓
Quarter ending December 2018	9,478	→
Quarter ending March 2019	9,530	→
<b>Variance since March 2018</b>	<b>(2.7%)</b>	<b>↓</b>



### ACTIVITY



Adjusted Scheduled Activity (UDA)		
Month	2018	2019
April	927	923
May	2,342	2,545
June	3,805	3,687
July	5,881	5,608
August	7,551	8,191
September	8,696	10,076
October	10,677	12,316
November	12,382	15,015
December	13,796	16,847
January	15,013	18,881
February	16,835	20,674
March	19,228	22,732
April	20,287	23,553
May	20,287	23,553
June	20,287	23,559

### QUALITY

	Quantity	Base Number	Contract	LHB	Wales
% of FP17s for the same patient ID Re-attending within 3 months - Children	122	2,566	4.8%	9.4%	10.8%
% of FP17s for the same patient ID Re-attending within 3 months - Adults	1,003	10,681	9.4%	14.2%	15.7%
% of FP17s for the same patient ID Re-attending between 3 & 9 months - Children	1,117	2,566	43.5%	56.0%	59.7%
% of FP17s for the same patient ID Re-attending between 3 & 9 months - Adults	5,016	10,681	47.0%	52.5%	55.5%
% of FP17s for Band 1 Urgent Courses	658	13,203	5.0%	9.5%	9.0%
% of FP17s Relating to Free Repair or Replacements	111	13,203	0.8%	0.8%	0.7%
% of FP17s Relating to Continuations	139	13,203	1.1%	0.6%	0.7%
% of Patients satisfied with the dentistry they have received	12	13	92.3%	89.8%	92.4%
% of Patients satisfied with the time they had to wait for an appointment	10	13	76.9%	87.8%	87.1%

\* This is based on patients treated on this contract for their most recent course of treatment. Figures in italics indicate the base number of FP17s or Patient Questionnaire responses are less than 100. N/A is shown where the base number of responses is less than 10 during the period. % is calculated as Quantity/Base number\*100

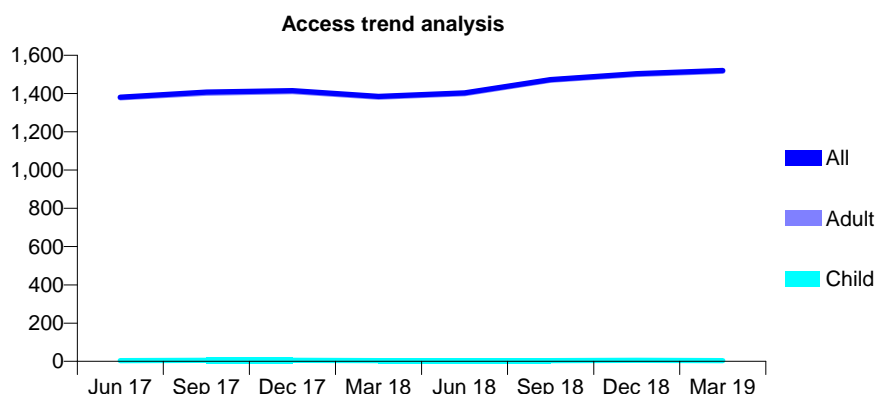
## 7A3 - Vital Signs At a Glance Contract Report for 103659/0002 - Year end March 2019

Name or company name	Belgrave Dental Centre Ltd
Contract type name	GDS Contract
Purpose of contract	General
Contract start date	01/04/2009
Contract end date	

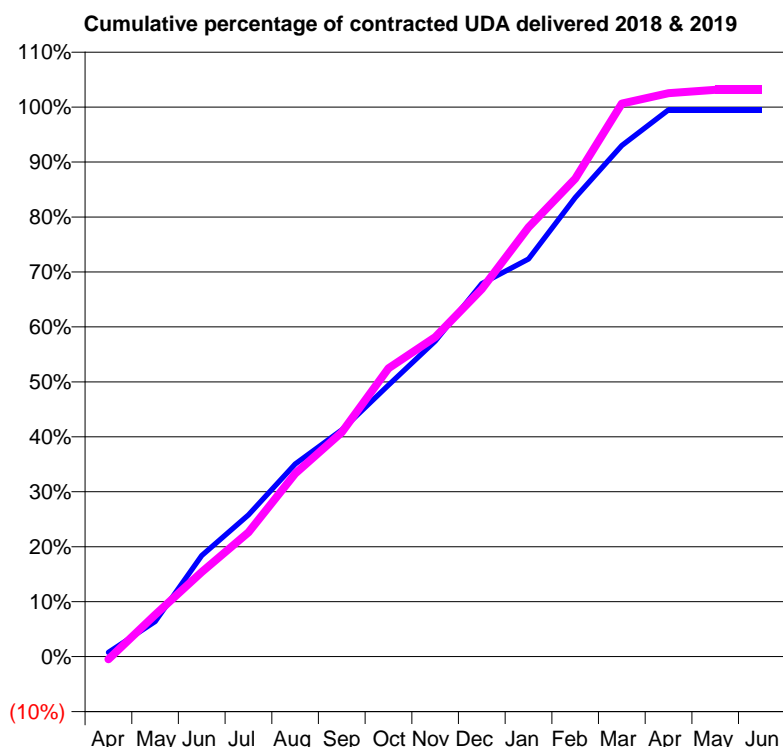
18/19 Contracted general activity (UDA)	2,050
Carry forward general activity (UDA)	10
18/19 Contracted orthodontic activity (UOA)	0
Carry forward orthodontic activity (UOA)	0
Baseline contract value	£107,113.92

### ACCESS\*

Patients seen in 24 months	Total	Change since previous quarter
Quarter ending March 2018	1,385	
Quarter ending June 2018	1,403	→
Quarter ending September 2018	1,473	↑
Quarter ending December 2018	1,504	↑
Quarter ending March 2019	1,521	→
<b>Variance since March 2018</b>	<b>9.8%</b>	<b>↑</b>



### ACTIVITY



Adjusted Scheduled Activity (UDA)		
Month	2018	2019
April	16	-10
May	131	156
June	377	316
July	529	464
August	719	683
September	846	837
October	1,013	1,076
November	1,177	1,192
December	1,391	1,371
January	1,483	1,602
February	1,713	1,783
March	1,907	2,063
April	2,040	2,102
May	2,040	2,114
June	2,040	2,114

### QUALITY

	Quantity	Base Number	Contract	LHB	Wales
% of FP17s for the same patient ID Re-attending within 3 months - Children	0	3	0.0%	9.4%	10.8%
% of FP17s for the same patient ID Re-attending within 3 months - Adults	87	1,574	5.5%	14.2%	15.7%
% of FP17s for the same patient ID Re-attending between 3 & 9 months - Children	0	3	0.0%	56.0%	59.7%
% of FP17s for the same patient ID Re-attending between 3 & 9 months - Adults	529	1,574	33.6%	52.5%	55.5%
% of FP17s for Band 1 Urgent Courses	4	1,552	0.3%	9.5%	9.0%
% of FP17s Relating to Free Repair or Replacements	0	1,552	0.0%	0.8%	0.7%
% of FP17s Relating to Continuations	25	1,552	1.6%	0.6%	0.7%
% of Patients satisfied with the dentistry they have received	0	0	N/A	89.8%	92.4%
% of Patients satisfied with the time they had to wait for an appointment	0	0	N/A	87.8%	87.1%

\* This is based on patients treated on this contract for their most recent course of treatment.

Figures in *italics* indicate the base number of FP17s or Patient Questionnaire responses are less than 100. N/A is shown where the base number of responses is less than 10 during the period. % is calculated as Quantity/Base number\*100

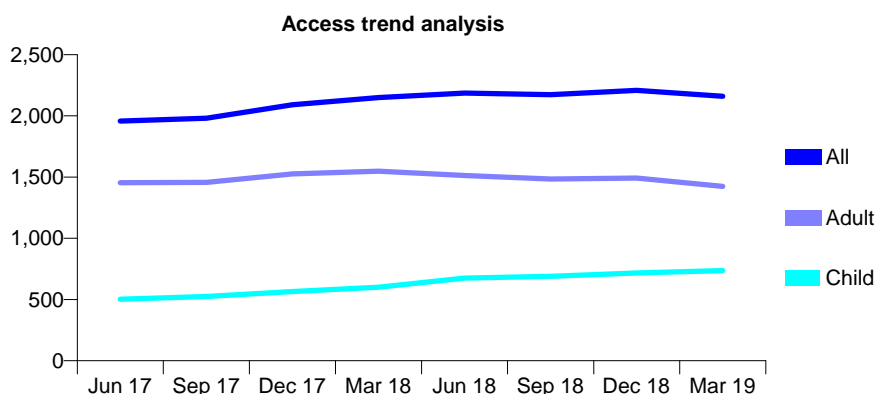
## 7A3 - Vital Signs At a Glance Contract Report for 103659/0004 - Year end March 2019

Name or company name	Belgrave Dental Centre Ltd
Contract type name	Pilot Contract
Purpose of contract	General
Contract start date	01/04/2013
Contract end date	

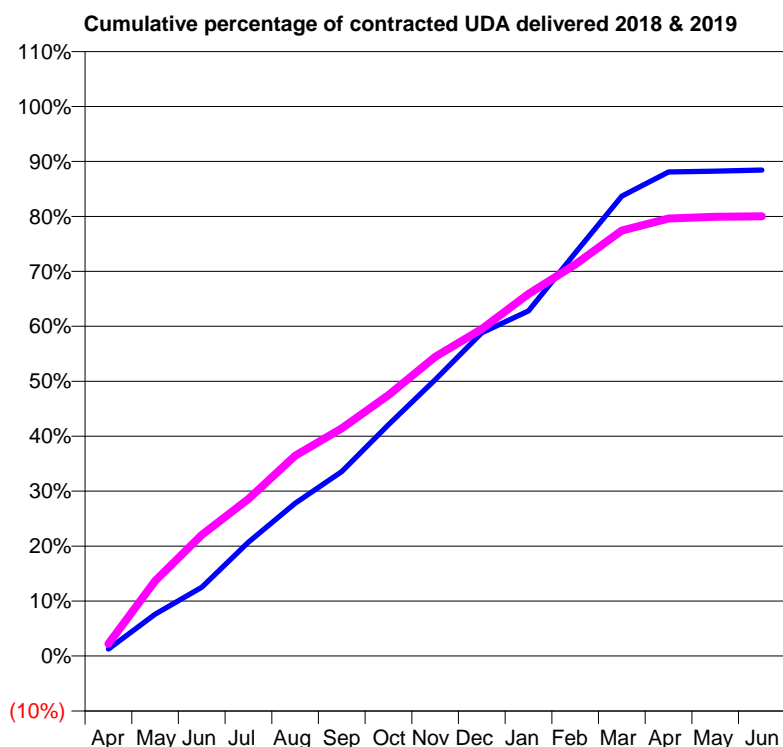
18/19 Contracted general activity (UDA)	7,627
Carry forward general activity (UDA)	0
18/19 Contracted orthodontic activity (UOA)	0
Carry forward orthodontic activity (UOA)	0
Baseline contract value	£195,694.08

### ACCESS\*

Patients seen in 24 months	Total	Change since previous quarter
Quarter ending March 2018	2,150	
Quarter ending June 2018	2,187	→
Quarter ending September 2018	2,174	→
Quarter ending December 2018	2,209	→
Quarter ending March 2019	2,161	↓
<b>Variance since March 2018</b>	<b>0.5%</b>	<b>→</b>



### ACTIVITY



Adjusted Scheduled Activity (UDA)		
Month	2018	2019
April	98	171
May	581	1,042
June	953	1,681
July	1,579	2,179
August	2,120	2,782
September	2,561	3,160
October	3,211	3,622
November	3,833	4,152
December	4,486	4,539
January	4,790	5,026
February	5,595	5,433
March	6,382	5,904
April	6,718	6,072
May	6,729	6,096
June	6,745	6,103

### QUALITY

	Quantity	Base Number	Contract	LHB	Wales
% of FP17s for the same patient ID Re-attending within 3 months - Children	66	904	7.3%	9.4%	10.8%
% of FP17s for the same patient ID Re-attending within 3 months - Adults	380	1,905	19.9%	14.2%	15.7%
% of FP17s for the same patient ID Re-attending between 3 & 9 months - Children	390	904	43.1%	56.0%	59.7%
% of FP17s for the same patient ID Re-attending between 3 & 9 months - Adults	920	1,905	48.3%	52.5%	55.5%
% of FP17s for Band 1 Urgent Courses	174	2,782	6.3%	9.5%	9.0%
% of FP17s Relating to Free Repair or Replacements	13	2,782	0.5%	0.8%	0.7%
% of FP17s Relating to Continuations	88	2,782	3.2%	0.6%	0.7%
% of Patients satisfied with the dentistry they have received	5	5	N/A	89.8%	92.4%
% of Patients satisfied with the time they had to wait for an appointment	5	5	N/A	87.8%	87.1%

\* This is based on patients treated on this contract for their most recent course of treatment.

Figures in italics indicate the base number of FP17s or Patient Questionnaire responses are less than 100. N/A is shown where the base number of responses is less than 10 during the period. % is calculated as Quantity/Base number\*100

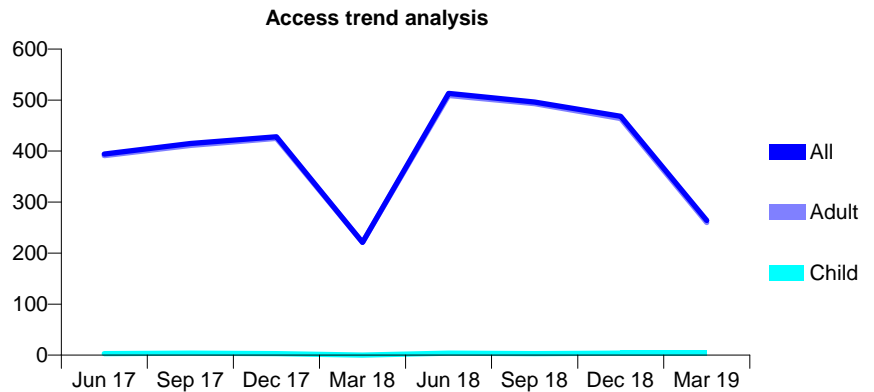
## 7A3 - Vital Signs At a Glance Contract Report for 114413/0001 - Year end March 2019

Name or company name	Parkway Clinic
Contract type name	GDS Contract
Purpose of contract	General
Contract start date	01/04/2009
Contract end date	

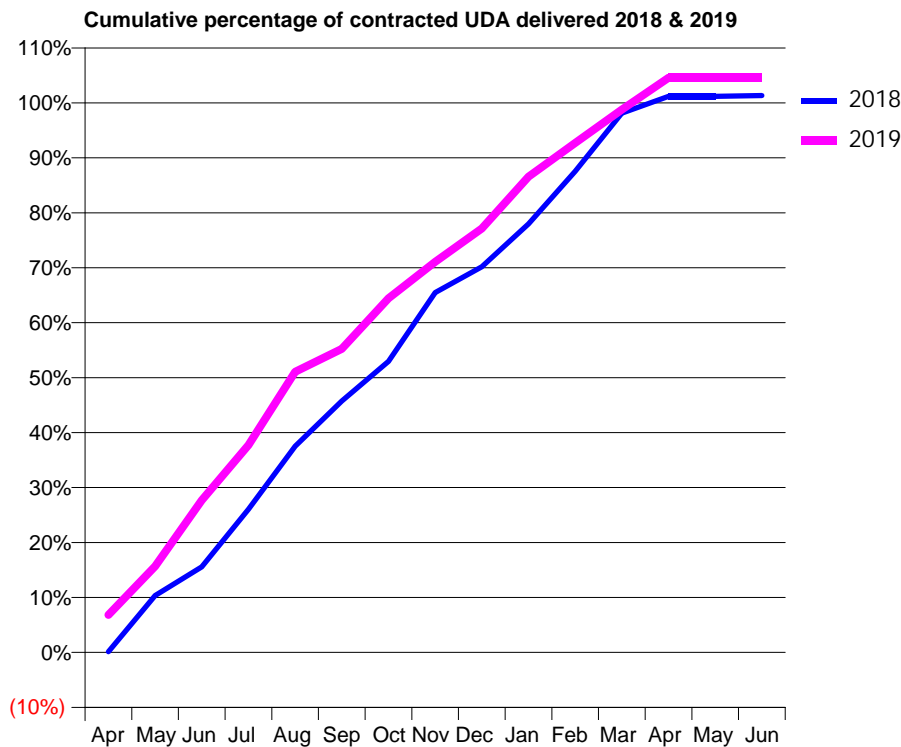
18/19 Contracted general activity (UDA)	1,535
Carry forward general activity (UDA)	-20
18/19 Contracted orthodontic activity (UOA)	0
Carry forward orthodontic activity (UOA)	0
Baseline contract value	£82,503.55

### ACCESS\*

Patients seen in 24 months	Total	Change since previous quarter
Quarter ending March 2018	221	
Quarter ending June 2018	513	↑
Quarter ending September 2018	496	↓
Quarter ending December 2018	468	↓
Quarter ending March 2019	264	↓
<b>Variance since March 2018</b>	<b>19.5%</b>	<b>↑</b>



### ACTIVITY



Adjusted Scheduled Activity (UDA)		
Month	2018	2019
April	2	105
May	159	241
June	239	425
July	400	579
August	576	784
September	702	848
October	813	989
November	1,005	1,091
December	1,077	1,184
January	1,197	1,329
February	1,344	1,423
March	1,506	1,516
April	1,553	1,605
May	1,553	1,605
June	1,555	1,605

### QUALITY

	Quantity	Base Number	Contract	LHB	Wales
% of FP17s for the same patient ID Re-attending within 3 months - Children	0	6	0.0%	9.4%	10.8%
% of FP17s for the same patient ID Re-attending within 3 months - Adults	15	525	2.9%	14.2%	15.7%
% of FP17s for the same patient ID Re-attending between 3 & 9 months - Children	1	6	16.7%	56.0%	59.7%
% of FP17s for the same patient ID Re-attending between 3 & 9 months - Adults	13	525	2.5%	52.5%	55.5%
% of FP17s for Band 1 Urgent Courses	0	547	0.0%	9.5%	9.0%
% of FP17s Relating to Free Repair or Replacements	0	547	0.0%	0.8%	0.7%
% of FP17s Relating to Continuations	0	547	0.0%	0.6%	0.7%
% of Patients satisfied with the dentistry they have received	2	2	N/A	89.8%	92.4%
% of Patients satisfied with the time they had to wait for an appointment	0	2	N/A	87.8%	87.1%

\* This is based on patients treated on this contract for their most recent course of treatment. Figures in italics indicate the base number of FP17s or Patient Questionnaire responses are less than 100. N/A is shown where the base number of responses is less than 10 during the period. % is calculated as Quantity/Base number\*100



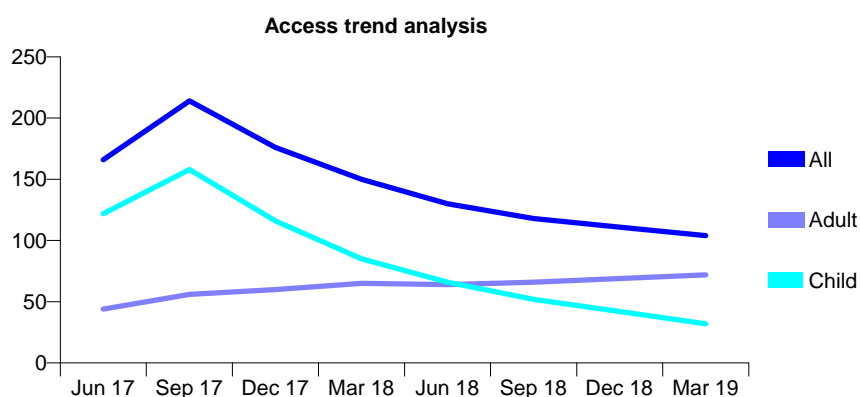
## 7A3 - Vital Signs At a Glance Contract Report for 114413/0002 - Year end March 2019

Name or company name	Parkway Clinic
Contract type name	PDS Contract
Purpose of contract	General
Contract start date	01/04/2013
Contract end date	31/03/2020

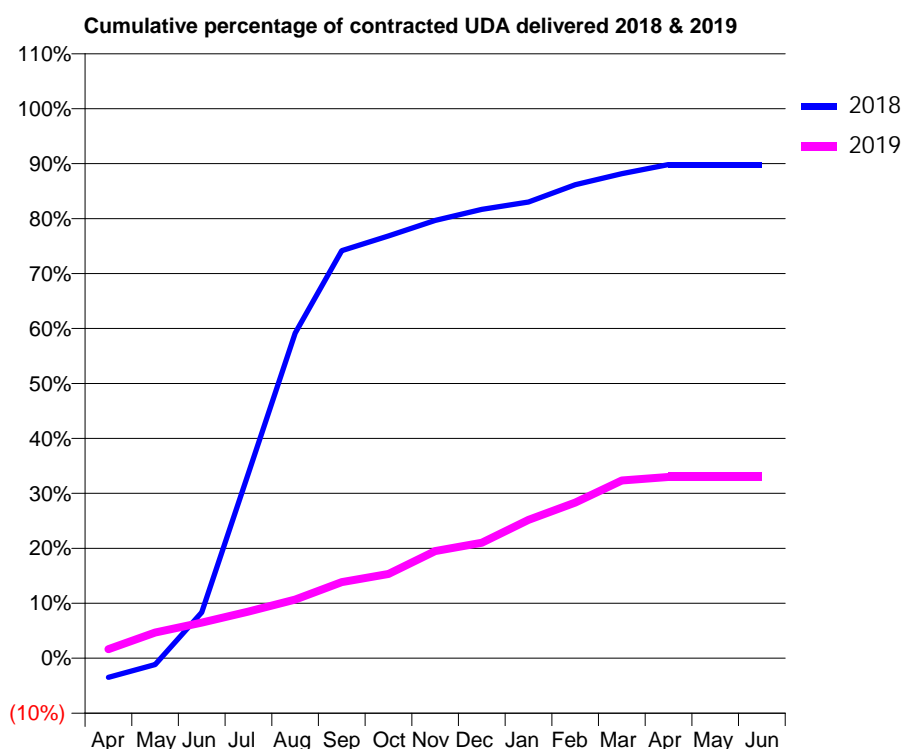
18/19 Contracted general activity (UDA)	600
Carry forward general activity (UDA)	0
18/19 Contracted orthodontic activity (UOA)	0
Carry forward orthodontic activity (UOA)	0
Baseline contract value	£34,661.17

### ACCESS\*

Patients seen in 24 months	Total	Change since previous quarter
Quarter ending March 2018	150	
Quarter ending June 2018	130	↓
Quarter ending September 2018	118	↓
Quarter ending December 2018	111	↓
Quarter ending March 2019	104	↓
<b>Variance since March 2018</b>	<b>(30.7%)</b>	<b>↓</b>



### ACTIVITY



Adjusted Scheduled Activity (UDA)		
Month	2018	2019
April	-21	10
May	-7	28
June	50	39
July	202	51
August	355	64
September	445	83
October	461	92
November	478	117
December	490	126
January	498	151
February	517	170
March	529	194
April	539	198
May	539	198
June	539	198

### QUALITY

	Quantity	Base Number	Contract	LHB	Wales
% of FP17s for the same patient ID Re-attending within 3 months - Children	0	1	0.0%	9.4%	10.8%
% of FP17s for the same patient ID Re-attending within 3 months - Adults	0	78	0.0%	14.2%	15.7%
% of FP17s for the same patient ID Re-attending between 3 & 9 months - Children	0	1	0.0%	56.0%	59.7%
% of FP17s for the same patient ID Re-attending between 3 & 9 months - Adults	0	78	0.0%	52.5%	55.5%
% of FP17s for Band 1 Urgent Courses	0	76	0.0%	9.5%	9.0%
% of FP17s Relating to Free Repair or Replacements	0	76	0.0%	0.8%	0.7%
% of FP17s Relating to Continuations	0	76	0.0%	0.6%	0.7%
% of Patients satisfied with the dentistry they have received	0	0	N/A	89.8%	92.4%
% of Patients satisfied with the time they had to wait for an appointment	0	0	N/A	87.8%	87.1%

\* This is based on patients treated on this contract for their most recent course of treatment. Figures in italics indicate the base number of FP17s or Patient Questionnaire responses are less than 100. N/A is shown where the base number of responses is less than 10 during the period. % is calculated as Quantity/Base number\*100

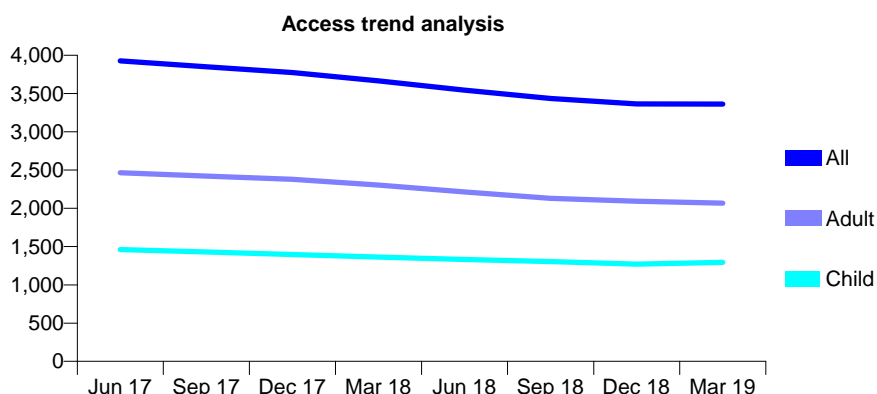
## 7A3 - Vital Signs At a Glance Contract Report for 117234/0001 - Year end March 2019

Name or company name	Cwmtawe Dental Practice Ltd
Contract type name	GDS Contract
Purpose of contract	General and Orthodontic
Contract start date	01/04/2008
Contract end date	

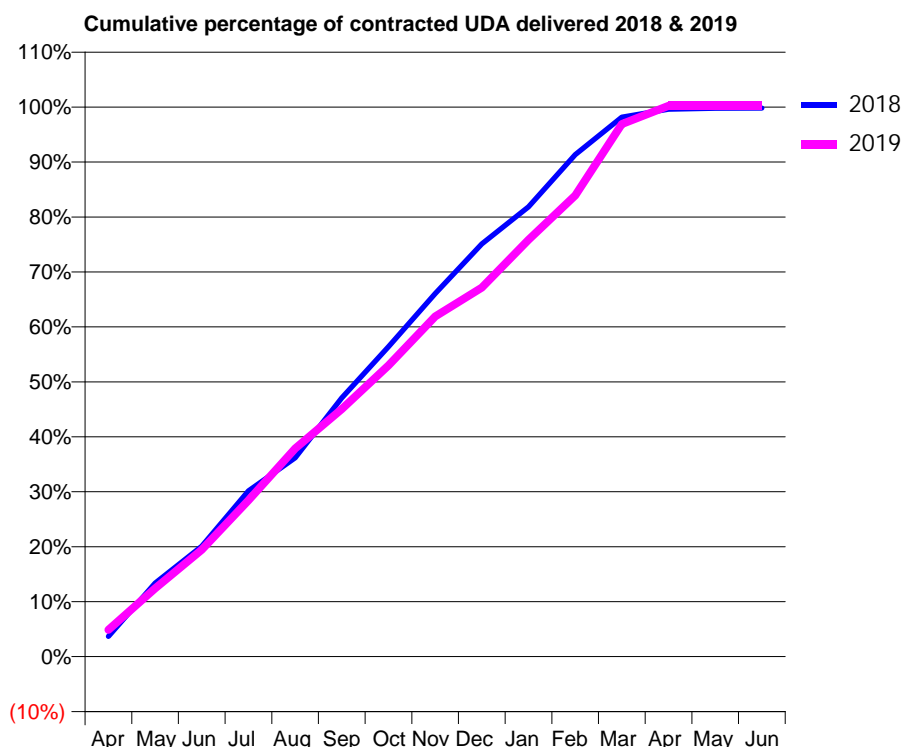
18/19 Contracted general activity (UDA)	9,000
Carry forward general activity (UDA)	17
18/19 Contracted orthodontic activity (UOA)	3,062
Carry forward orthodontic activity (UOA)	35
Baseline contract value	£435,423.73

### ACCESS\*

Patients seen in 24 months	Total	Change since previous quarter
Quarter ending March 2018	3,666	
Quarter ending June 2018	3,545	↓
Quarter ending September 2018	3,435	↓
Quarter ending December 2018	3,364	↓
Quarter ending March 2019	3,362	→
<b>Variance since March 2018</b>	<b>(8.3%)</b>	<b>↓</b>



### ACTIVITY



Adjusted Scheduled Activity (UDA)		
Month	2018	2019
April	330	439
May	1,205	1,119
June	1,806	1,750
July	2,713	2,559
August	3,258	3,408
September	4,235	4,054
October	5,074	4,768
November	5,945	5,570
December	6,759	6,042
January	7,365	6,826
February	8,223	7,551
March	8,834	8,721
April	8,965	9,020
May	8,980	9,020
June	8,983	9,021

### QUALITY

	Quantity	Base Number	Contract	LHB	Wales
% of FP17s for the same patient ID Re-attending within 3 months - Children	160	2,006	8.0%	9.4%	10.8%
% of FP17s for the same patient ID Re-attending within 3 months - Adults	440	2,998	14.7%	14.2%	15.7%
% of FP17s for the same patient ID Re-attending between 3 & 9 months - Children	999	2,006	49.8%	56.0%	59.7%
% of FP17s for the same patient ID Re-attending between 3 & 9 months - Adults	1,705	2,998	56.9%	52.5%	55.5%
% of FP17s for Band 1 Urgent Courses	300	4,835	6.2%	9.5%	9.0%
% of FP17s Relating to Free Repair or Replacements	39	4,835	0.8%	0.8%	0.7%
% of FP17s Relating to Continuations	8	4,835	0.2%	0.6%	0.7%
% of Patients satisfied with the dentistry they have received	5	6	N/A	89.8%	92.4%
% of Patients satisfied with the time they had to wait for an appointment	5	6	N/A	87.8%	87.1%

\* This is based on patients treated on this contract for their most recent course of treatment.  
 Figures in italics indicate the base number of FP17s or Patient Questionnaire responses are less than 100. N/A is shown where the base number of responses is less than 10 during the period. % is calculated as Quantity/Base number\*100

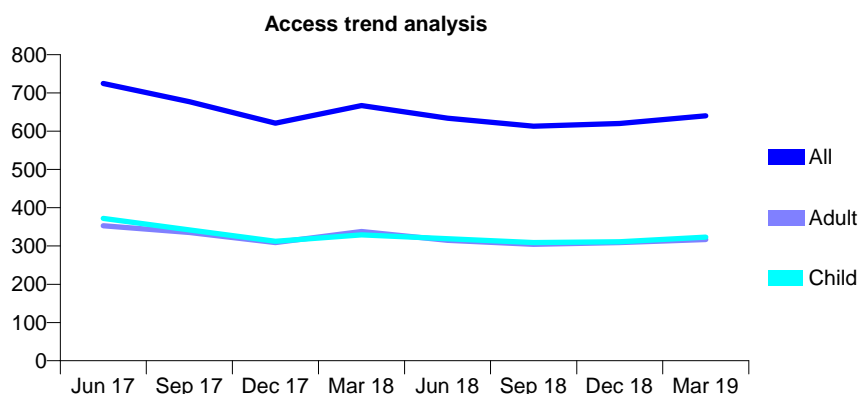
## 7A3 - Vital Signs At a Glance Contract Report for 121185/0001 - Year end March 2019

Name or company name	The Brynhyfryd Dental Practice Ltd
Contract type name	GDS Contract
Purpose of contract	General
Contract start date	01/09/2011
Contract end date	

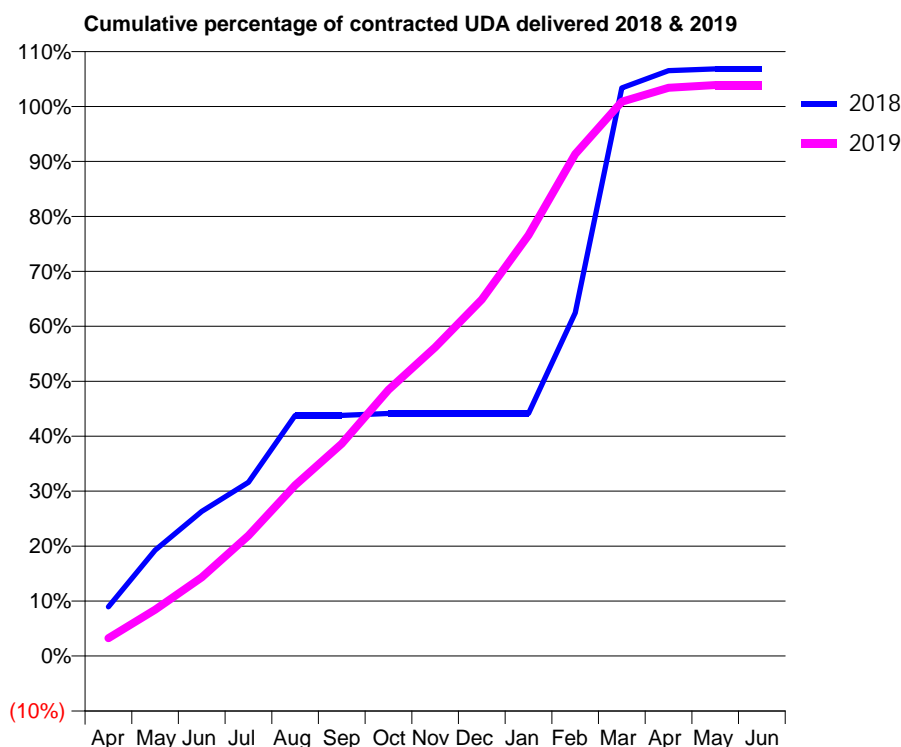
18/19 Contracted general activity (UDA)	2,490
Carry forward general activity (UDA)	0
18/19 Contracted orthodontic activity (UOA)	0
Carry forward orthodontic activity (UOA)	0
Baseline contract value	£72,035.09

### ACCESS\*

Patients seen in 24 months	Total	Change since previous quarter
Quarter ending March 2018	667	
Quarter ending June 2018	634	↓
Quarter ending September 2018	613	↓
Quarter ending December 2018	620	→
Quarter ending March 2019	640	↑
<b>Variance since March 2018</b>	<b>(4.0%)</b>	<b>↓</b>



### ACTIVITY



Adjusted Scheduled Activity (UDA)		
Month	2018	2019
April	164	81
May	353	210
June	482	356
July	578	546
August	801	775
September	801	962
October	807	1,206
November	807	1,399
December	807	1,615
January	807	1,907
February	1,143	2,274
March	1,892	2,512
April	1,949	2,574
May	1,955	2,587
June	1,955	2,587

### QUALITY

	Quantity	Base Number	Contract	LHB	Wales
% of FP17s for the same patient ID Re-attending within 3 months - Children	58	492	11.8%	9.4%	10.8%
% of FP17s for the same patient ID Re-attending within 3 months - Adults	93	359	25.9%	14.2%	15.7%
% of FP17s for the same patient ID Re-attending between 3 & 9 months - Children	269	492	54.7%	56.0%	59.7%
% of FP17s for the same patient ID Re-attending between 3 & 9 months - Adults	144	359	40.1%	52.5%	55.5%
% of FP17s for Band 1 Urgent Courses	86	855	10.1%	9.5%	9.0%
% of FP17s Relating to Free Repair or Replacements	0	855	0.0%	0.8%	0.7%
% of FP17s Relating to Continuations	29	855	3.4%	0.6%	0.7%
% of Patients satisfied with the dentistry they have received	1	1	N/A	89.8%	92.4%
% of Patients satisfied with the time they had to wait for an appointment	1	1	N/A	87.8%	87.1%

\* This is based on patients treated on this contract for their most recent course of treatment.

Figures in italics indicate the base number of FP17s or Patient Questionnaire responses are less than 100. N/A is shown where the base number of responses is less than 10 during the period. % is calculated as Quantity/Base number\*100

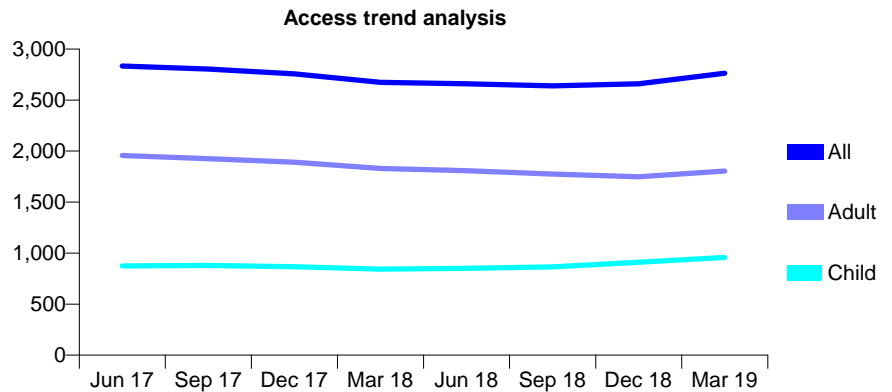
## 7A3 - Vital Signs At a Glance Contract Report for 123641/0001 - Year end March 2019

Name or company name	Griffiths & Middleton
Contract type name	GDS Contract
Purpose of contract	General
Contract start date	01/11/2012
Contract end date	

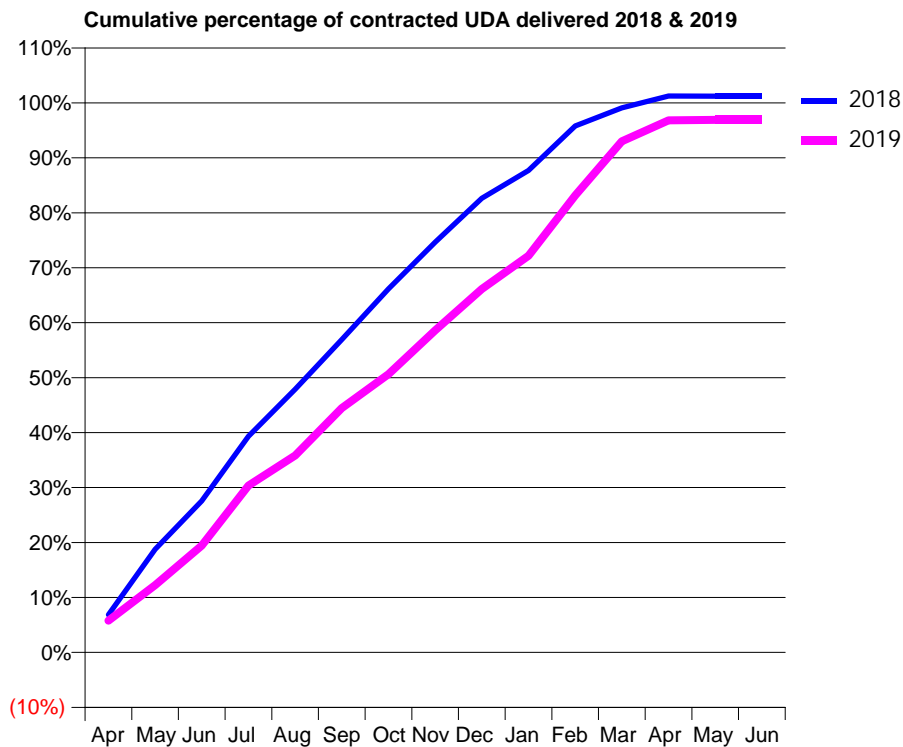
18/19 Contracted general activity (UDA)	8,335
Carry forward general activity (UDA)	0
18/19 Contracted orthodontic activity (UOA)	0
Carry forward orthodontic activity (UOA)	0
Baseline contract value	£221,921.33

### ACCESS\*

Patients seen in 24 months	Total	Change since previous quarter
Quarter ending March 2018	2,674	
Quarter ending June 2018	2,660	→
Quarter ending September 2018	2,640	→
Quarter ending December 2018	2,660	→
Quarter ending March 2019	2,763	↑
<b>Variance since March 2018</b>	<b>3.3%</b>	<b>↑</b>



### ACTIVITY



Adjusted Scheduled Activity (UDA)		
Month	2018	2019
April	571	482
May	1,565	1,020
June	2,298	1,620
July	3,278	2,532
August	3,991	2,987
September	4,744	3,707
October	5,515	4,220
November	6,222	4,886
December	6,887	5,510
January	7,312	6,016
February	7,985	6,931
March	8,260	7,751
April	8,437	8,070
May	8,436	8,077
June	8,436	8,077

### QUALITY

	Quantity	Base Number	Contract	LHB	Wales
% of FP17s for the same patient ID Re-attending within 3 months - Children	130	1,624	8.0%	9.4%	10.8%
% of FP17s for the same patient ID Re-attending within 3 months - Adults	512	2,744	18.7%	14.2%	15.7%
% of FP17s for the same patient ID Re-attending between 3 & 9 months - Children	1,027	1,624	63.2%	56.0%	59.7%
% of FP17s for the same patient ID Re-attending between 3 & 9 months - Adults	1,604	2,744	58.5%	52.5%	55.5%
% of FP17s for Band 1 Urgent Courses	480	4,450	10.8%	9.5%	9.0%
% of FP17s Relating to Free Repair or Replacements	21	4,450	0.5%	0.8%	0.7%
% of FP17s Relating to Continuations	23	4,450	0.5%	0.6%	0.7%
% of Patients satisfied with the dentistry they have received	2	2	N/A	89.8%	92.4%
% of Patients satisfied with the time they had to wait for an appointment	2	2	N/A	87.8%	87.1%

\* This is based on patients treated on this contract for their most recent course of treatment. Figures in italics indicate the base number of FP17s or Patient Questionnaire responses are less than 100. N/A is shown where the base number of responses is less than 10 during the period. % is calculated as Quantity/Base number\*100

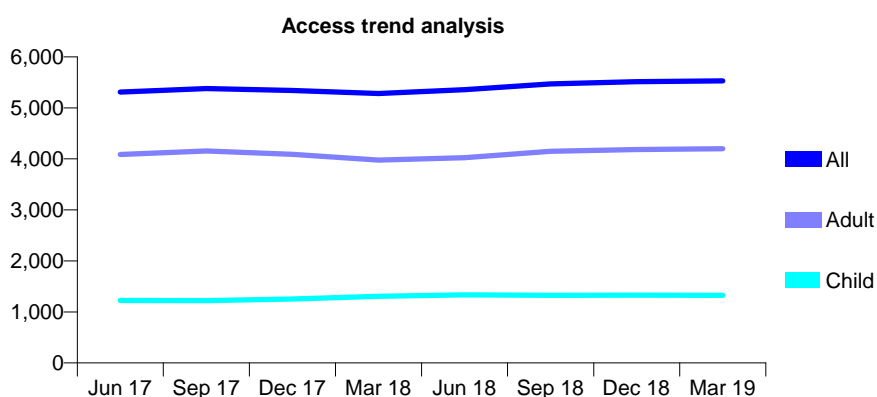
## 7A3 - Vital Signs At a Glance Contract Report for 125474/0001 - Year end March 2019

Name or company name	Talbot Street Dental Surgery
Contract type name	GDS Contract
Purpose of contract	General
Contract start date	01/04/2014
Contract end date	31/03/2019

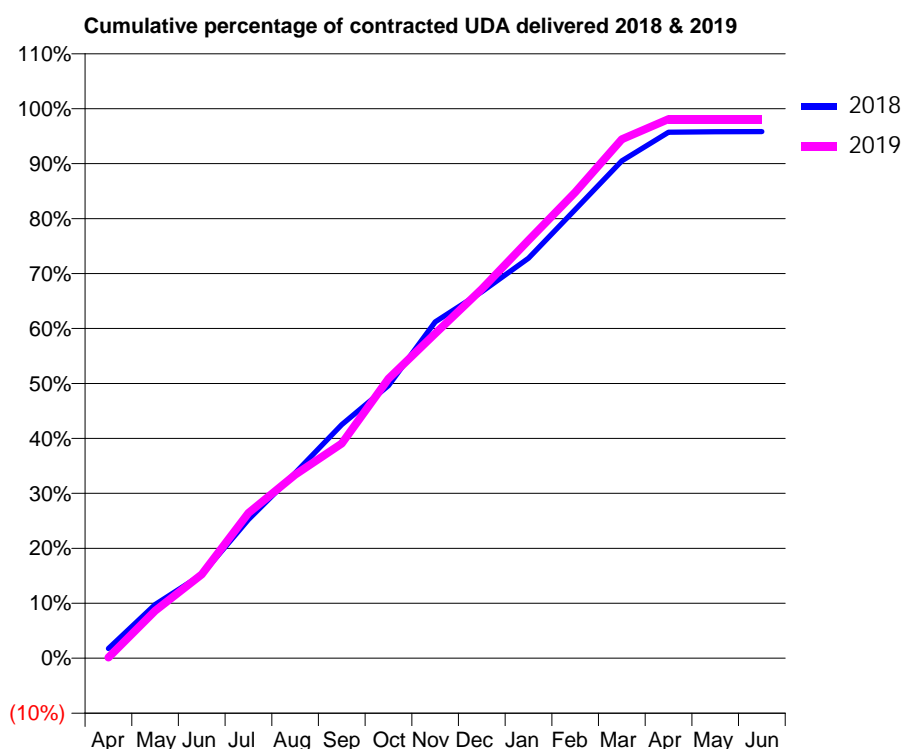
18/19 Contracted general activity (UDA)	15,259
Carry forward general activity (UDA)	637
18/19 Contracted orthodontic activity (UOA)	0
Carry forward orthodontic activity (UOA)	0
Baseline contract value	£390,891.39

### ACCESS\*

Patients seen in 24 months	Total	Change since previous quarter
Quarter ending March 2018	5,282	
Quarter ending June 2018	5,358	→
Quarter ending September 2018	5,471	↑
Quarter ending December 2018	5,514	→
Quarter ending March 2019	5,527	→
<b>Variance since March 2018</b>	<b>4.6%</b>	<b>↑</b>



### ACTIVITY



Adjusted Scheduled Activity (UDA)		
Month	2018	2019
April	269	21
May	1,489	1,321
June	2,325	2,327
July	3,847	4,034
August	5,145	5,096
September	6,487	5,963
October	7,571	7,758
November	9,339	9,015
December	10,173	10,250
January	11,106	11,602
February	12,460	12,938
March	13,811	14,411
April	14,607	14,967
May	14,619	14,967
June	14,622	14,967

### QUALITY

	Quantity	Base Number	Contract	LHB	Wales
% of FP17s for the same patient ID Re-attending within 3 months - Children	132	1,743	7.6%	9.4%	10.8%
% of FP17s for the same patient ID Re-attending within 3 months - Adults	789	6,216	12.7%	14.2%	15.7%
% of FP17s for the same patient ID Re-attending between 3 & 9 months - Children	895	1,743	51.3%	56.0%	59.7%
% of FP17s for the same patient ID Re-attending between 3 & 9 months - Adults	3,440	6,216	55.3%	52.5%	55.5%
% of FP17s for Band 1 Urgent Courses	582	7,907	7.4%	9.5%	9.0%
% of FP17s Relating to Free Repair or Replacements	51	7,907	0.6%	0.8%	0.7%
% of FP17s Relating to Continuations	130	7,907	1.6%	0.6%	0.7%
% of Patients satisfied with the dentistry they have received	10	11	90.9%	89.8%	92.4%
% of Patients satisfied with the time they had to wait for an appointment	10	11	90.9%	87.8%	87.1%

\* This is based on patients treated on this contract for their most recent course of treatment. Figures in italics indicate the base number of FP17s or Patient Questionnaire responses are less than 100. N/A is shown where the base number of responses is less than 10 during the period. % is calculated as Quantity/Base number\*100

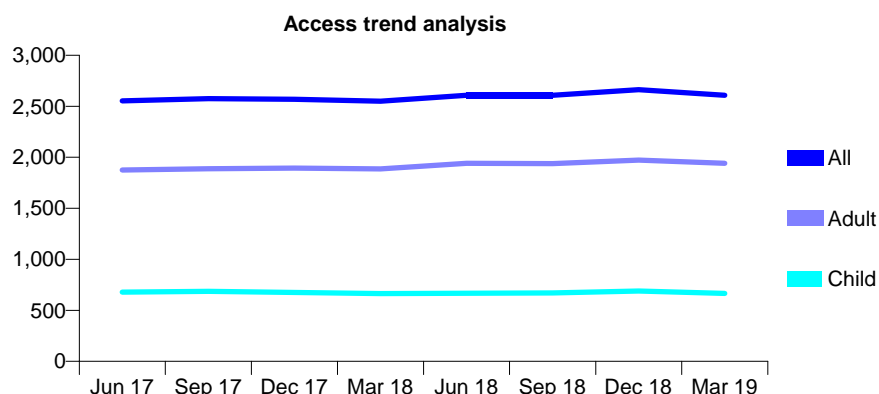
## 7A3 - Vital Signs At a Glance Contract Report for 127590/0001 - Year end March 2019

Name or company name	Penclawdd Dental Practice
Contract type name	Pilot Contract
Purpose of contract	General
Contract start date	01/01/2011
Contract end date	

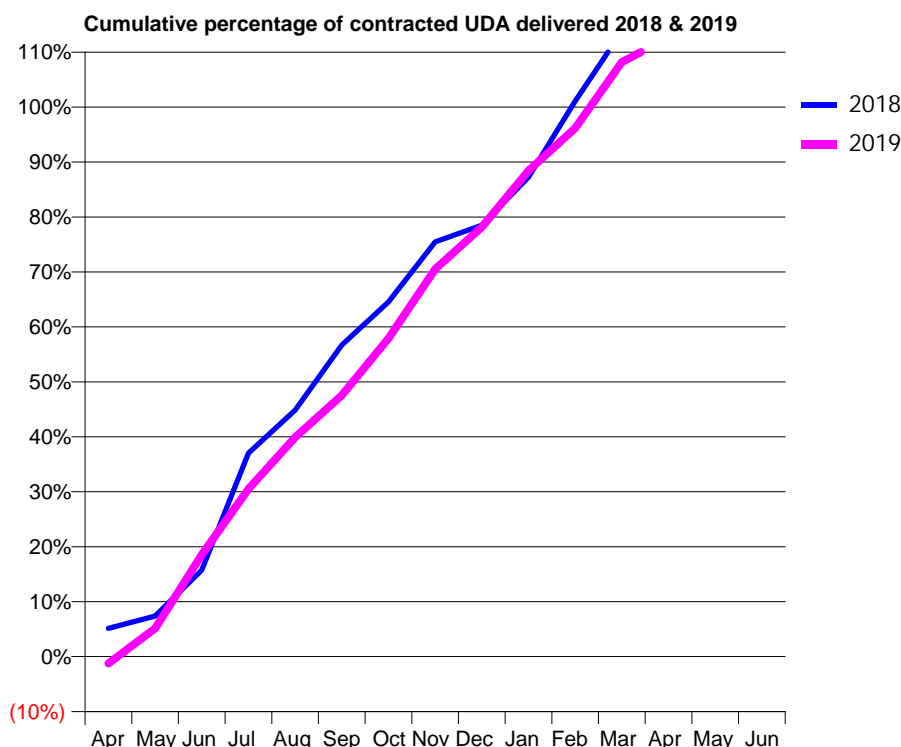
18/19 Contracted general activity (UDA)	5,810
Carry forward general activity (UDA)	72
18/19 Contracted orthodontic activity (UOA)	0
Carry forward orthodontic activity (UOA)	0
Baseline contract value	£161,515.66

### ACCESS\*

Patients seen in 24 months	Total	Change since previous quarter
Quarter ending March 2018	2,550	
Quarter ending June 2018	2,608	↑
Quarter ending September 2018	2,609	→
Quarter ending December 2018	2,662	↑
Quarter ending March 2019	2,607	↓
<b>Variance since March 2018</b>	<b>2.2%</b>	<b>↑</b>



### ACTIVITY



Adjusted Scheduled Activity (UDA)		
Month	2018	2019
April	300	-72
May	429	299
June	914	1,077
July	2,153	1,773
August	2,607	2,319
September	3,294	2,762
October	3,751	3,365
November	4,384	4,096
December	4,560	4,540
January	5,071	5,138
February	5,875	5,588
March	6,605	6,285
April	6,917	6,544
May	7,252	6,557
June	7,257	6,561

### QUALITY

	Quantity	Base Number	Contract	LHB	Wales
% of FP17s for the same patient ID Re-attending within 3 months - Children	66	1,031	6.4%	9.4%	10.8%
% of FP17s for the same patient ID Re-attending within 3 months - Adults	378	2,618	14.4%	14.2%	15.7%
% of FP17s for the same patient ID Re-attending between 3 & 9 months - Children	584	1,031	56.6%	56.0%	59.7%
% of FP17s for the same patient ID Re-attending between 3 & 9 months - Adults	1,180	2,618	45.1%	52.5%	55.5%
% of FP17s for Band 1 Urgent Courses	740	3,522	21.0%	9.5%	9.0%
% of FP17s Relating to Free Repair or Replacements	51	3,522	1.4%	0.8%	0.7%
% of FP17s Relating to Continuations	11	3,522	0.3%	0.6%	0.7%
% of Patients satisfied with the dentistry they have received	6	7	N/A	89.8%	92.4%
% of Patients satisfied with the time they had to wait for an appointment	6	7	N/A	87.8%	87.1%

\* This is based on patients treated on this contract for their most recent course of treatment.

Figures in *italics* indicate the base number of FP17s or Patient Questionnaire responses are less than 100. N/A is shown where the base number of responses is less than 10 during the period. % is calculated as Quantity/Base number\*100

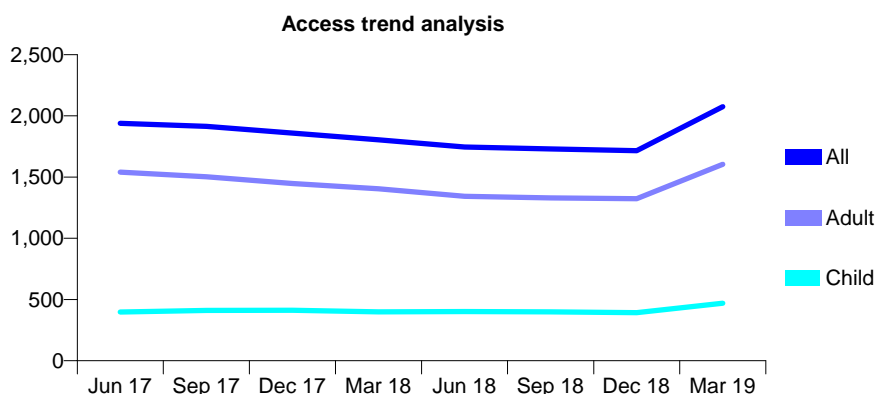
## 7A3 - Vital Signs At a Glance Contract Report for 128406/0001 - Year end March 2019

Name or company name	Park Street Surgery Ltd
Contract type name	GDS Contract
Purpose of contract	General
Contract start date	01/05/2012
Contract end date	31/03/2019

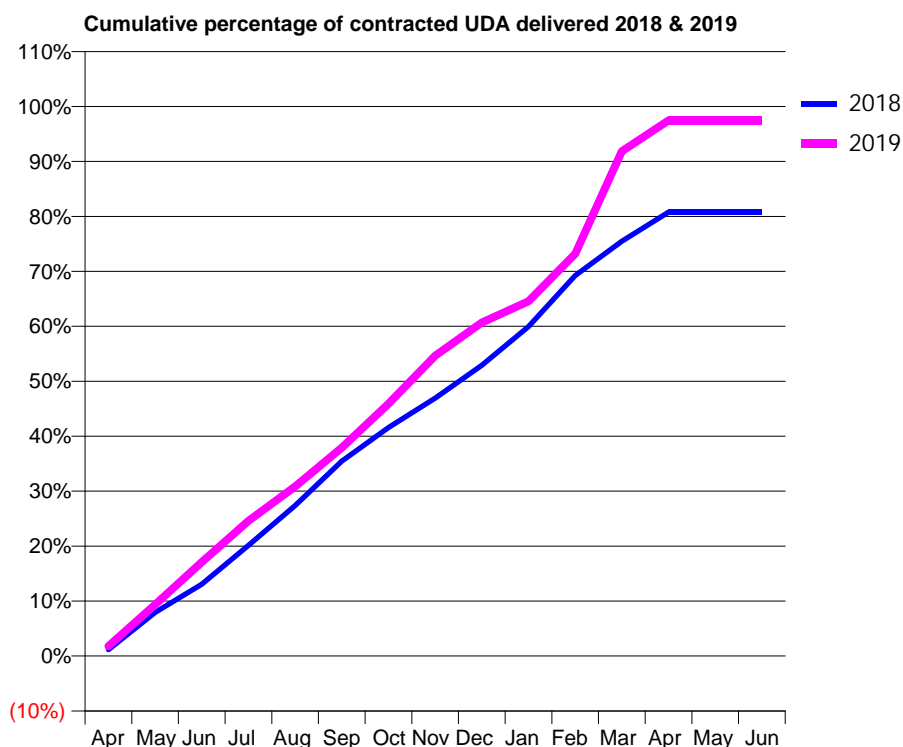
18/19 Contracted general activity (UDA)	6,369
Carry forward general activity (UDA)	0
18/19 Contracted orthodontic activity (UOA)	0
Carry forward orthodontic activity (UOA)	0
Baseline contract value	£170,689.21

### ACCESS\*

Patients seen in 24 months	Total	Change since previous quarter
Quarter ending March 2018	1,804	
Quarter ending June 2018	1,746	↓
Quarter ending September 2018	1,730	→
Quarter ending December 2018	1,716	→
Quarter ending March 2019	2,075	↑
<b>Variance since March 2018</b>	<b>15.0%</b>	<b>↑</b>



### ACTIVITY



Adjusted Scheduled Activity (UDA)		
Month	2018	2019
April	80	114
May	545	597
June	898	1,087
July	1,383	1,566
August	1,881	1,966
September	2,436	2,416
October	2,857	2,925
November	3,223	3,482
December	3,634	3,865
January	4,118	4,112
February	4,757	4,662
March	5,185	5,849
April	5,549	6,207
May	5,549	6,207
June	5,549	6,207

### QUALITY

	Quantity	Base Number	Contract	LHB	Wales
% of FP17s for the same patient ID Re-attending within 3 months - Children	46	655	7.0%	9.4%	10.8%
% of FP17s for the same patient ID Re-attending within 3 months - Adults	327	2,416	13.5%	14.2%	15.7%
% of FP17s for the same patient ID Re-attending between 3 & 9 months - Children	314	655	47.9%	56.0%	59.7%
% of FP17s for the same patient ID Re-attending between 3 & 9 months - Adults	1,111	2,416	46.0%	52.5%	55.5%
% of FP17s for Band 1 Urgent Courses	449	3,047	14.7%	9.5%	9.0%
% of FP17s Relating to Free Repair or Replacements	20	3,047	0.7%	0.8%	0.7%
% of FP17s Relating to Continuations	13	3,047	0.4%	0.6%	0.7%
% of Patients satisfied with the dentistry they have received	10	10	100.0%	89.8%	92.4%
% of Patients satisfied with the time they had to wait for an appointment	9	10	90.0%	87.8%	87.1%

\* This is based on patients treated on this contract for their most recent course of treatment.

Figures in italics indicate the base number of FP17s or Patient Questionnaire responses are less than 100. N/A is shown where the base number of responses is less than 10 during the period. % is calculated as Quantity/Base number\*100



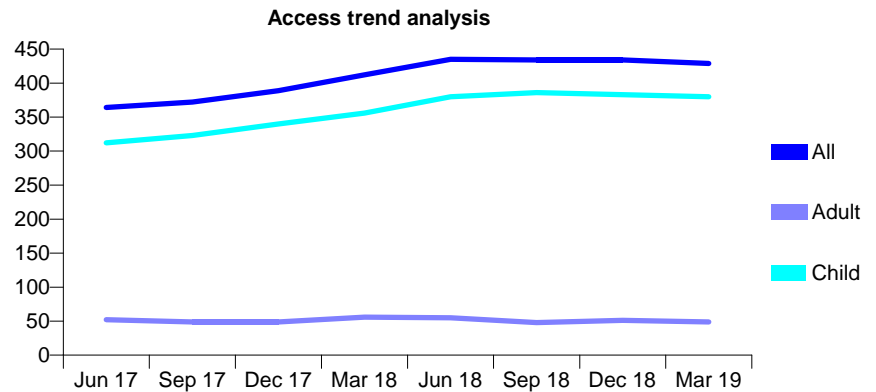
## 7A3 - Vital Signs At a Glance Contract Report for 136743/0001 - Year end March 2019

Name or company name	Dr Webster & Dr Close
Contract type name	GDS Contract
Purpose of contract	General
Contract start date	07/06/2013
Contract end date	

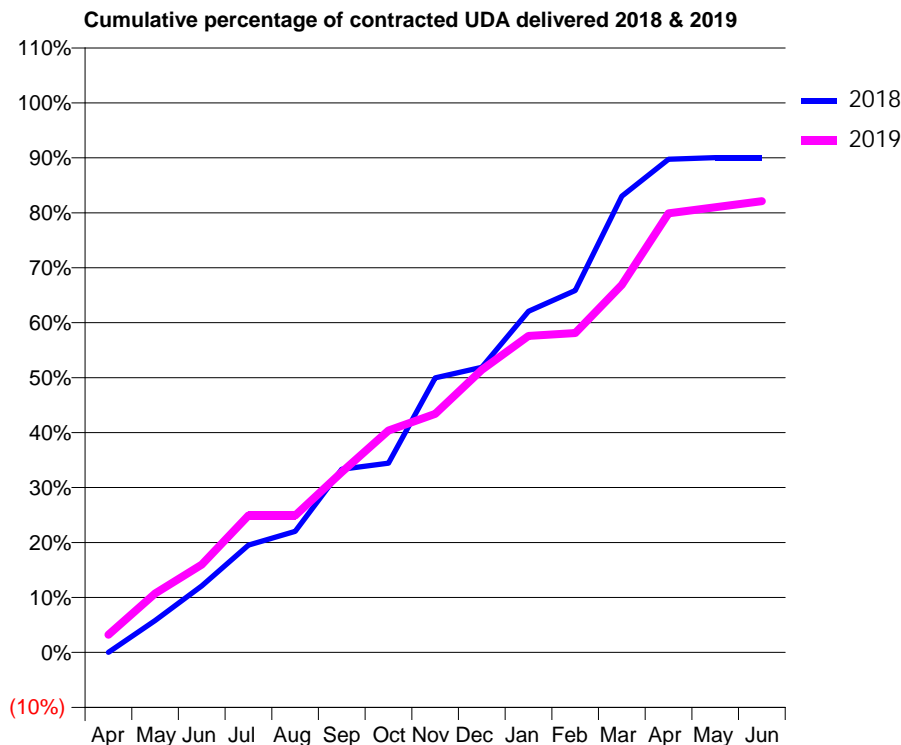
18/19 Contracted general activity (UDA)	1,000
Carry forward general activity (UDA)	0
18/19 Contracted orthodontic activity (UOA)	0
Carry forward orthodontic activity (UOA)	0
Baseline contract value	£22,871.07

### ACCESS\*

Patients seen in 24 months	Total	Change since previous quarter
Quarter ending March 2018	412	
Quarter ending June 2018	435	↑
Quarter ending September 2018	434	→
Quarter ending December 2018	434	→
Quarter ending March 2019	429	↓
<b>Variance since March 2018</b>	<b>4.1%</b>	<b>↑</b>



### ACTIVITY



Adjusted Scheduled Activity (UDA)		
Month	2018	2019
April	0	32
May	58	107
June	121	160
July	195	249
August	220	249
September	333	328
October	344	404
November	500	434
December	519	514
January	621	576
February	659	581
March	830	669
April	897	799
May	900	810
June	900	821

### QUALITY

	Quantity	Base Number	Contract	LHB	Wales
% of FP17s for the same patient ID Re-attending within 3 months - Children	25	473	5.3%	9.4%	10.8%
% of FP17s for the same patient ID Re-attending within 3 months - Adults	0	20	0.0%	14.2%	15.7%
% of FP17s for the same patient ID Re-attending between 3 & 9 months - Children	269	473	56.9%	56.0%	59.7%
% of FP17s for the same patient ID Re-attending between 3 & 9 months - Adults	13	20	65.0%	52.5%	55.5%
% of FP17s for Band 1 Urgent Courses	5	534	0.9%	9.5%	9.0%
% of FP17s Relating to Free Repair or Replacements	0	534	0.0%	0.8%	0.7%
% of FP17s Relating to Continuations	0	534	0.0%	0.6%	0.7%
% of Patients satisfied with the dentistry they have received	0	0	N/A	89.8%	92.4%
% of Patients satisfied with the time they had to wait for an appointment	0	0	N/A	87.8%	87.1%

\* This is based on patients treated on this contract for their most recent course of treatment. Figures in italics indicate the base number of FP17s or Patient Questionnaire responses are less than 100. N/A is shown where the base number of responses is less than 10 during the period. % is calculated as Quantity/Base number\*100

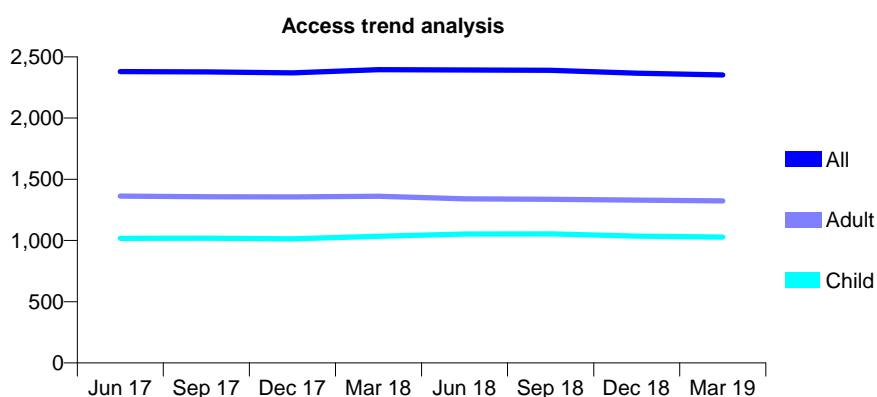
## 7A3 - Vital Signs At a Glance Contract Report for 142301/0001 - Year end March 2019

Name or company name	Gower Healthcare Ltd
Contract type name	GDS Contract
Purpose of contract	General
Contract start date	01/04/2009
Contract end date	

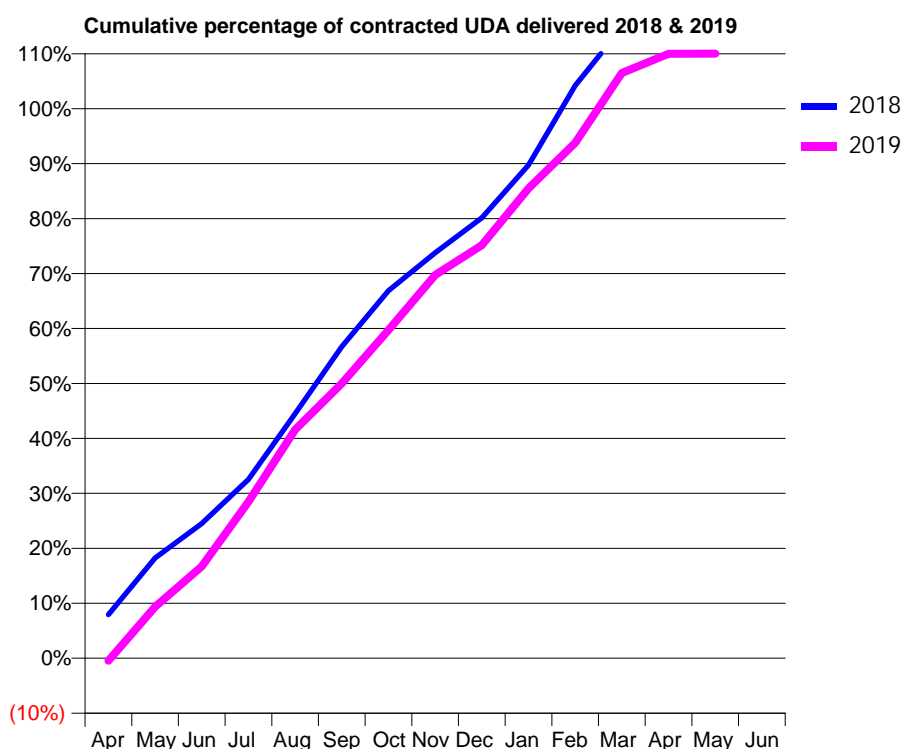
18/19 Contracted general activity (UDA)	7,500
Carry forward general activity (UDA)	379
18/19 Contracted orthodontic activity (UOA)	0
Carry forward orthodontic activity (UOA)	0
Baseline contract value	£192,239.11

### ACCESS\*

Patients seen in 24 months	Total	Change since previous quarter
Quarter ending March 2018	2,395	
Quarter ending June 2018	2,393	→
Quarter ending September 2018	2,391	→
Quarter ending December 2018	2,367	↓
Quarter ending March 2019	2,352	→
<b>Variance since March 2018</b>	<b>(1.8%)</b>	<b>↓</b>



### ACTIVITY



Adjusted Scheduled Activity (UDA)		
Month	2018	2019
April	597	-36
May	1,370	703
June	1,838	1,253
July	2,441	2,135
August	3,339	3,120
September	4,253	3,748
October	5,016	4,478
November	5,534	5,230
December	6,010	5,637
January	6,731	6,411
February	7,816	7,033
March	8,603	7,988
April	8,948	8,248
May	8,936	8,251
June	8,941	8,253

### QUALITY

	Quantity	Base Number	Contract	LHB	Wales
% of FP17s for the same patient ID Re-attending within 3 months - Children	131	1,738	7.5%	9.4%	10.8%
% of FP17s for the same patient ID Re-attending within 3 months - Adults	406	2,106	19.3%	14.2%	15.7%
% of FP17s for the same patient ID Re-attending between 3 & 9 months - Children	1,240	1,738	71.3%	56.0%	59.7%
% of FP17s for the same patient ID Re-attending between 3 & 9 months - Adults	1,239	2,106	58.8%	52.5%	55.5%
% of FP17s for Band 1 Urgent Courses	204	3,829	5.3%	9.5%	9.0%
% of FP17s Relating to Free Repair or Replacements	9	3,829	0.2%	0.8%	0.7%
% of FP17s Relating to Continuations	2	3,829	0.1%	0.6%	0.7%
% of Patients satisfied with the dentistry they have received	3	4	N/A	89.8%	92.4%
% of Patients satisfied with the time they had to wait for an appointment	3	4	N/A	87.8%	87.1%

\* This is based on patients treated on this contract for their most recent course of treatment. Figures in italics indicate the base number of FP17s or Patient Questionnaire responses are less than 100. N/A is shown where the base number of responses is less than 10 during the period. % is calculated as Quantity/Base number\*100

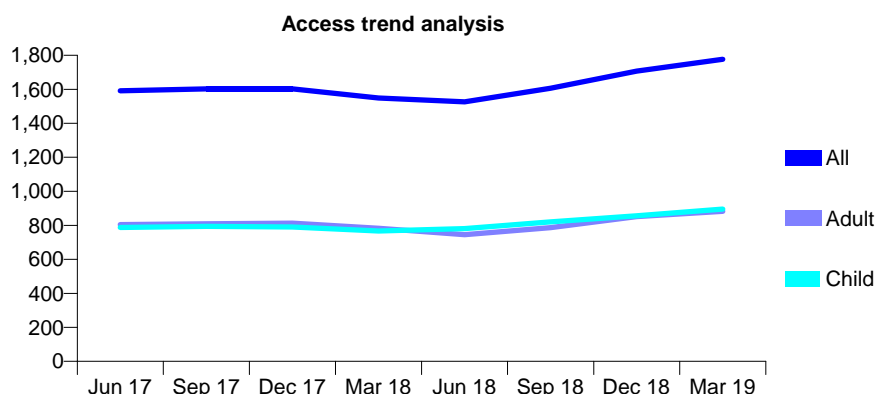
## 7A3 - Vital Signs At a Glance Contract Report for 143200/0001 - Year end March 2019

Name or company name	Rhys Griffiths Ltd
Contract type name	GDS Contract
Purpose of contract	General
Contract start date	01/04/2015
Contract end date	31/03/2019

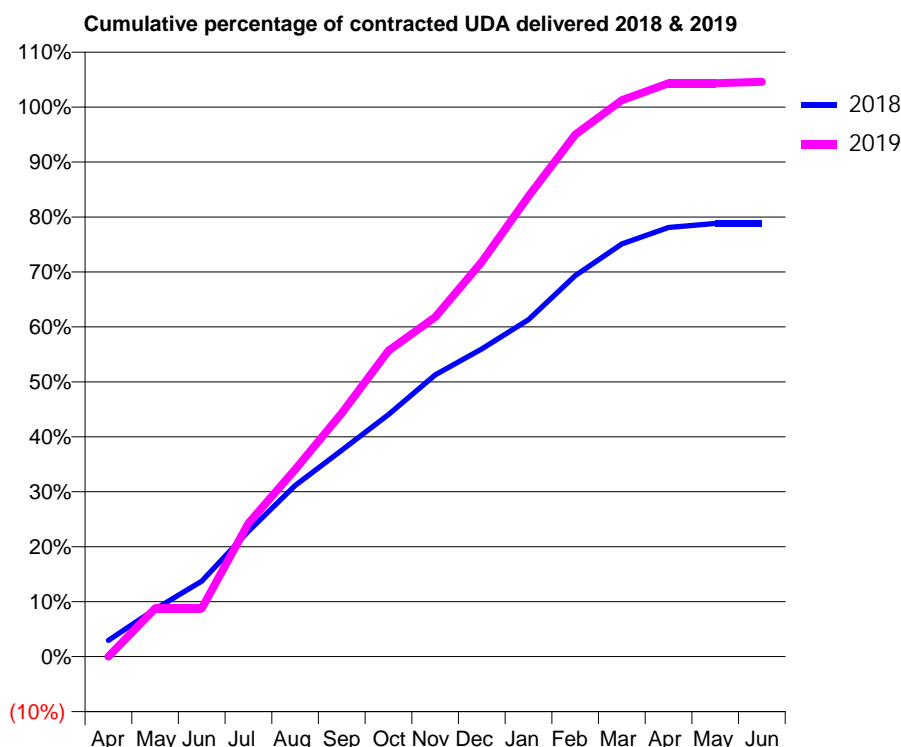
18/19 Contracted general activity (UDA)	5,144
Carry forward general activity (UDA)	0
18/19 Contracted orthodontic activity (UOA)	0
Carry forward orthodontic activity (UOA)	0
Baseline contract value	£130,043.39

### ACCESS\*

Patients seen in 24 months	Total	Change since previous quarter
Quarter ending March 2018	1,549	
Quarter ending June 2018	1,526	↓
Quarter ending September 2018	1,606	↑
Quarter ending December 2018	1,707	↑
Quarter ending March 2019	1,777	↑
<b>Variance since March 2018</b>	<b>14.7%</b>	<b>↑</b>



### ACTIVITY



Adjusted Scheduled Activity (UDA)		
Month	2018	2019
April	153	0
May	443	453
June	706	453
July	1,174	1,249
August	1,602	1,752
September	1,932	2,279
October	2,266	2,863
November	2,637	3,178
December	2,881	3,694
January	3,153	4,310
February	3,566	4,886
March	3,862	5,209
April	4,018	5,367
May	4,055	5,367
June	4,055	5,381

### QUALITY

	Quantity	Base Number	Contract	LHB	Wales
% of FP17s for the same patient ID Re-attending within 3 months - Children	81	1,251	6.5%	9.4%	10.8%
% of FP17s for the same patient ID Re-attending within 3 months - Adults	213	1,111	19.2%	14.2%	15.7%
% of FP17s for the same patient ID Re-attending between 3 & 9 months - Children	604	1,251	48.3%	56.0%	59.7%
% of FP17s for the same patient ID Re-attending between 3 & 9 months - Adults	430	1,111	38.7%	52.5%	55.5%
% of FP17s for Band 1 Urgent Courses	230	2,361	9.7%	9.5%	9.0%
% of FP17s Relating to Free Repair or Replacements	8	2,361	0.3%	0.8%	0.7%
% of FP17s Relating to Continuations	4	2,361	0.2%	0.6%	0.7%
% of Patients satisfied with the dentistry they have received	5	5	N/A	89.8%	92.4%
% of Patients satisfied with the time they had to wait for an appointment	5	5	N/A	87.8%	87.1%

\* This is based on patients treated on this contract for their most recent course of treatment.  
 Figures in *italics* indicate the base number of FP17s or Patient Questionnaire responses are less than 100. N/A is shown where the base number of responses is less than 10 during the period. % is calculated as Quantity/Base number\*100

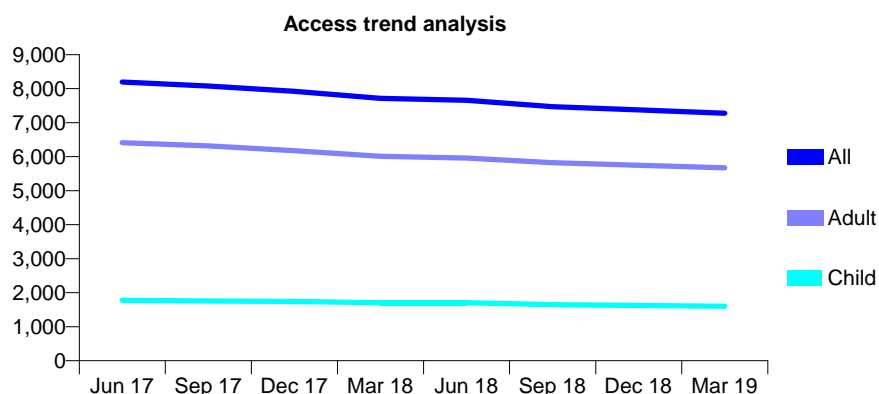
## 7A3 - Vital Signs At a Glance Contract Report for 145610/0001 - Year end March 2019

Name or company name	Beynons Dental Surgery
Contract type name	GDS Contract
Purpose of contract	General
Contract start date	01/04/2009
Contract end date	31/03/2019

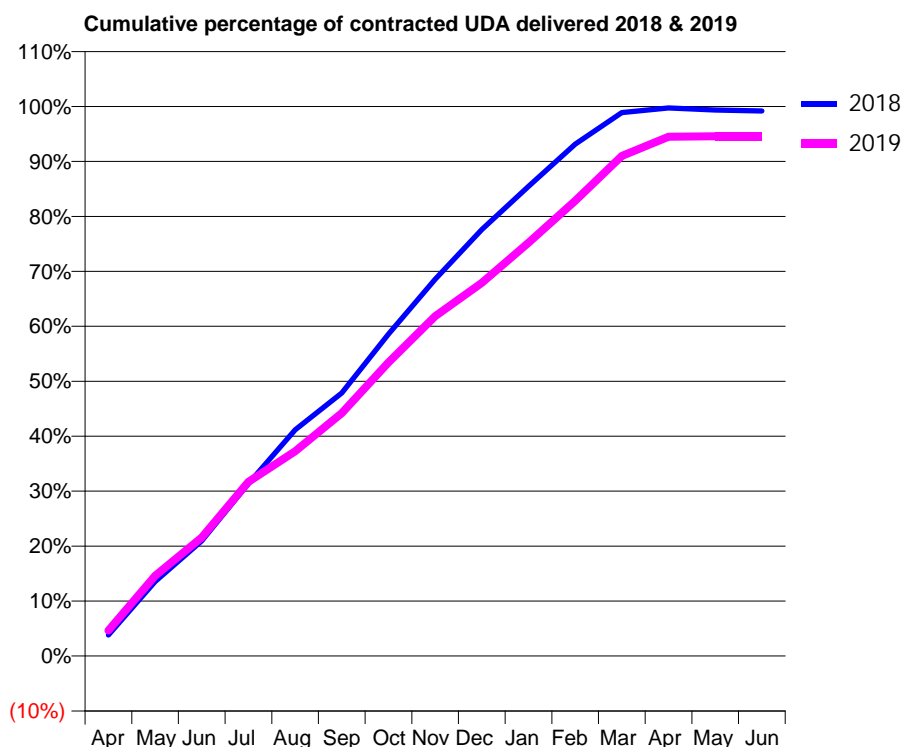
18/19 Contracted general activity (UDA)	24,396
Carry forward general activity (UDA)	0
18/19 Contracted orthodontic activity (UOA)	0
Carry forward orthodontic activity (UOA)	0
Baseline contract value	£625,329.63

### ACCESS\*

Patients seen in 24 months	Total	Change since previous quarter
Quarter ending March 2018	7,716	
Quarter ending June 2018	7,661	→
Quarter ending September 2018	7,472	↓
Quarter ending December 2018	7,373	↓
Quarter ending March 2019	7,275	↓
<b>Variance since March 2018</b>	<b>(5.7%)</b>	<b>↓</b>



### ACTIVITY



Adjusted Scheduled Activity (UDA)		
Month	2018	2019
April	934	1,135
May	3,307	3,560
June	5,112	5,262
July	7,659	7,738
August	10,042	9,089
September	11,680	10,785
October	14,294	13,035
November	16,727	15,089
December	18,927	16,559
January	20,849	18,351
February	22,726	20,210
March	24,119	22,199
April	24,327	23,049
May	24,234	23,076
June	24,194	23,075

### QUALITY

	Quantity	Base Number	Contract	LHB	Wales
% of FP17s for the same patient ID Re-attending within 3 months - Children	165	2,502	6.6%	9.4%	10.8%
% of FP17s for the same patient ID Re-attending within 3 months - Adults	1,026	9,163	11.2%	14.2%	15.7%
% of FP17s for the same patient ID Re-attending between 3 & 9 months - Children	1,666	2,502	66.6%	56.0%	59.7%
% of FP17s for the same patient ID Re-attending between 3 & 9 months - Adults	6,322	9,163	69.0%	52.5%	55.5%
% of FP17s for Band 1 Urgent Courses	953	11,921	8.0%	9.5%	9.0%
% of FP17s Relating to Free Repair or Replacements	101	11,921	0.8%	0.8%	0.7%
% of FP17s Relating to Continuations	12	11,921	0.1%	0.6%	0.7%
% of Patients satisfied with the dentistry they have received	21	23	91.3%	89.8%	92.4%
% of Patients satisfied with the time they had to wait for an appointment	18	23	78.3%	87.8%	87.1%

\* This is based on patients treated on this contract for their most recent course of treatment.

Figures in italics indicate the base number of FP17s or Patient Questionnaire responses are less than 100. N/A is shown where the base number of responses is less than 10 during the period. % is calculated as Quantity/Base number\*100

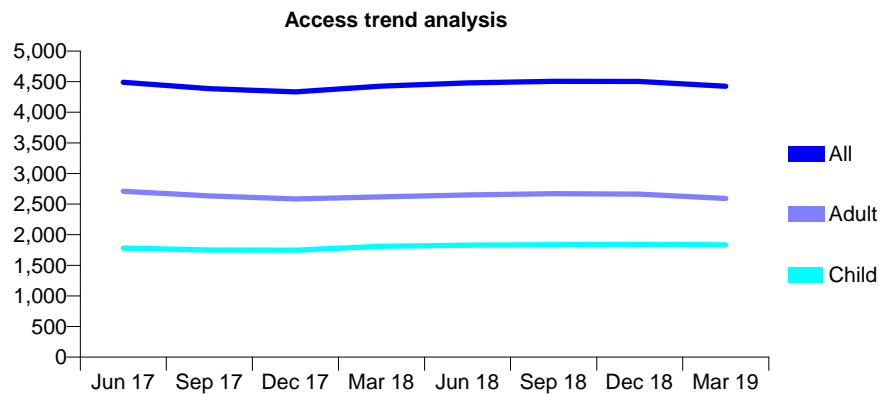
## 7A3 - Vital Signs At a Glance Contract Report for 147427/0001 - Year end March 2019

Name or company name	Manor Road Dental Practice Limited
Contract type name	GDS Contract
Purpose of contract	General
Contract start date	01/08/2009
Contract end date	

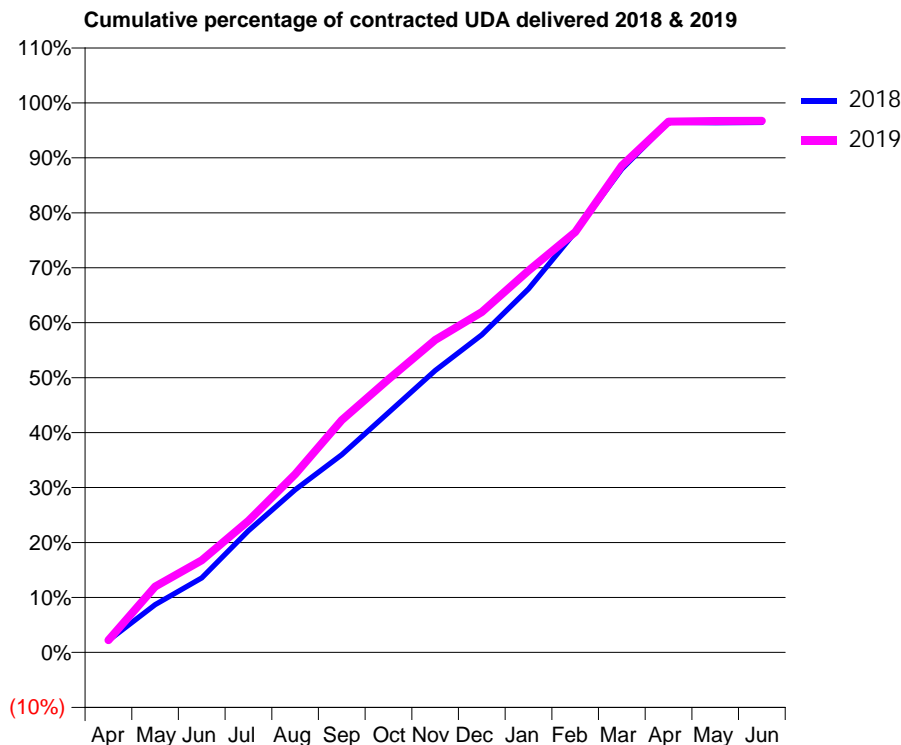
18/19 Contracted general activity (UDA)	11,252
Carry forward general activity (UDA)	0
18/19 Contracted orthodontic activity (UOA)	0
Carry forward orthodontic activity (UOA)	0
Baseline contract value	£290,706.86

### ACCESS\*

Patients seen in 24 months	Total	Change since previous quarter
Quarter ending March 2018	4,428	
Quarter ending June 2018	4,480	→
Quarter ending September 2018	4,507	→
Quarter ending December 2018	4,505	→
Quarter ending March 2019	4,424	↓
<b>Variance since March 2018</b>	<b>(0.1%)</b>	<b>→</b>



### ACTIVITY



Adjusted Scheduled Activity (UDA)		
Month	2018	2019
April	245	254
May	979	1,349
June	1,524	1,886
July	2,492	2,697
August	3,334	3,649
September	4,049	4,756
October	4,910	5,592
November	5,775	6,400
December	6,503	6,967
January	7,445	7,815
February	8,604	8,606
March	9,898	9,964
April	10,856	10,867
May	10,844	10,881
June	10,851	10,884

### QUALITY

	Quantity	Base Number	Contract	LHB	Wales
% of FP17s for the same patient ID Re-attending within 3 months - Children	212	2,504	8.5%	9.4%	10.8%
% of FP17s for the same patient ID Re-attending within 3 months - Adults	436	2,872	15.2%	14.2%	15.7%
% of FP17s for the same patient ID Re-attending between 3 & 9 months - Children	1,149	2,504	45.9%	56.0%	59.7%
% of FP17s for the same patient ID Re-attending between 3 & 9 months - Adults	910	2,872	31.7%	52.5%	55.5%
% of FP17s for Band 1 Urgent Courses	1,118	5,400	20.7%	9.5%	9.0%
% of FP17s Relating to Free Repair or Replacements	4	5,400	0.1%	0.8%	0.7%
% of FP17s Relating to Continuations	11	5,400	0.2%	0.6%	0.7%
% of Patients satisfied with the dentistry they have received	3	3	N/A	89.8%	92.4%
% of Patients satisfied with the time they had to wait for an appointment	3	3	N/A	87.8%	87.1%

\* This is based on patients treated on this contract for their most recent course of treatment. Figures in italics indicate the base number of FP17s or Patient Questionnaire responses are less than 100. N/A is shown where the base number of responses is less than 10 during the period. % is calculated as Quantity/Base number\*100

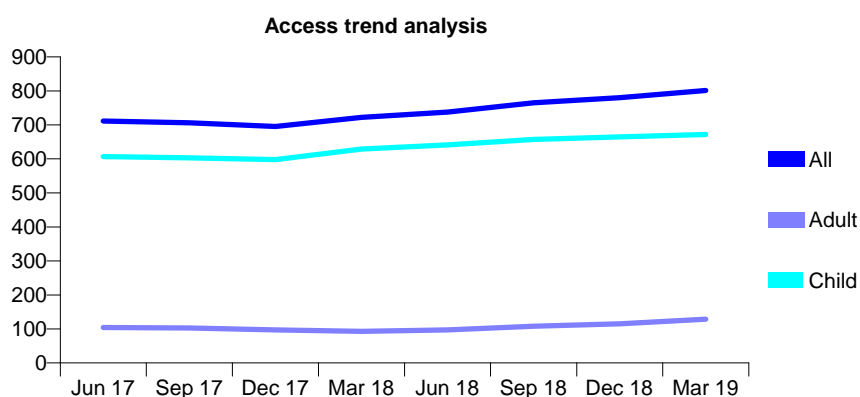
## 7A3 - Vital Signs At a Glance Contract Report for 147540/0001 - Year end March 2019

Name or company name	Marsh Dental Surgery
Contract type name	GDS Contract
Purpose of contract	General
Contract start date	01/04/2006
Contract end date	

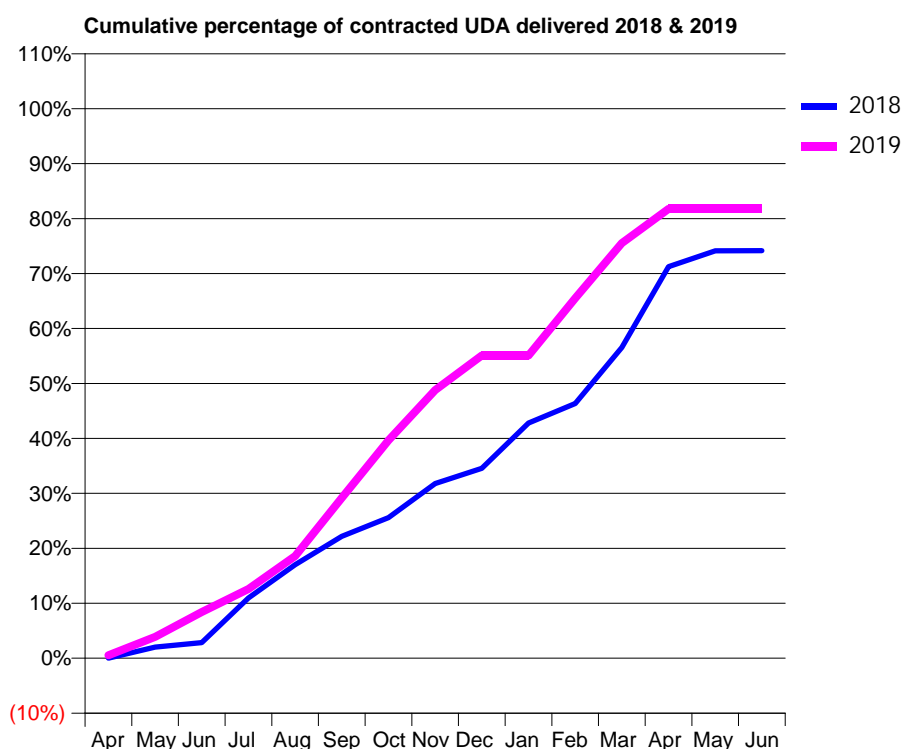
18/19 Contracted general activity (UDA)	2,000
Carry forward general activity (UDA)	0
18/19 Contracted orthodontic activity (UOA)	0
Carry forward orthodontic activity (UOA)	0
Baseline contract value	£51,274.20

### ACCESS\*

Patients seen in 24 months	Total	Change since previous quarter
Quarter ending March 2018	722	
Quarter ending June 2018	738	↑
Quarter ending September 2018	765	↑
Quarter ending December 2018	780	→
Quarter ending March 2019	801	↑
<b>Variance since March 2018</b>	<b>10.9%</b>	<b>↑</b>



### ACTIVITY



Adjusted Scheduled Activity (UDA)		
Month	2018	2019
April	0	11
May	37	78
June	52	168
July	200	252
August	311	372
September	405	583
October	467	793
November	580	976
December	631	1,102
January	781	1,102
February	846	1,310
March	1,032	1,511
April	1,300	1,635
May	1,353	1,635
June	1,354	1,635

### QUALITY

	Quantity	Base Number	Contract	LHB	Wales
% of FP17s for the same patient ID Re-attending within 3 months - Children	59	976	6.0%	9.4%	10.8%
% of FP17s for the same patient ID Re-attending within 3 months - Adults	12	112	10.7%	14.2%	15.7%
% of FP17s for the same patient ID Re-attending between 3 & 9 months - Children	484	976	49.6%	56.0%	59.7%
% of FP17s for the same patient ID Re-attending between 3 & 9 months - Adults	39	112	34.8%	52.5%	55.5%
% of FP17s for Band 1 Urgent Courses	21	1,000	2.1%	9.5%	9.0%
% of FP17s Relating to Free Repair or Replacements	0	1,000	0.0%	0.8%	0.7%
% of FP17s Relating to Continuations	9	1,000	0.9%	0.6%	0.7%
% of Patients satisfied with the dentistry they have received	2	2	N/A	89.8%	92.4%
% of Patients satisfied with the time they had to wait for an appointment	1	2	N/A	87.8%	87.1%

\* This is based on patients treated on this contract for their most recent course of treatment. Figures in italics indicate the base number of FP17s or Patient Questionnaire responses are less than 100. N/A is shown where the base number of responses is less than 10 during the period. % is calculated as Quantity/Base number\*100

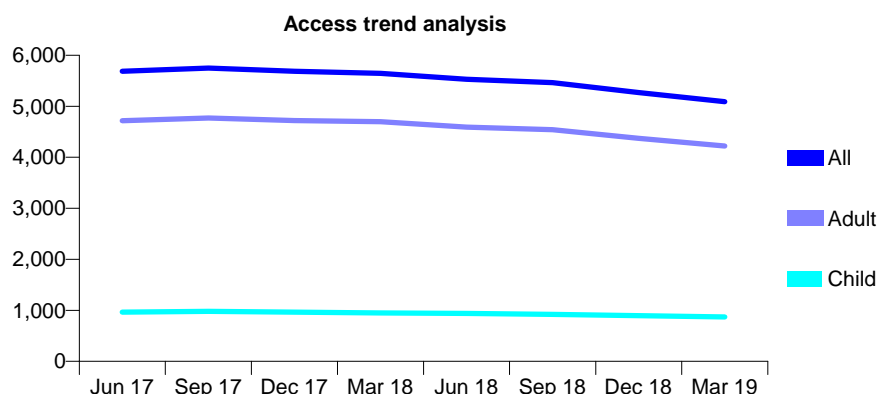
## 7A3 - Vital Signs At a Glance Contract Report for 148830/0001 - Year end March 2019

Name or company name	United Dental Ltd
Contract type name	GDS Contract
Purpose of contract	General
Contract start date	01/04/2006
Contract end date	

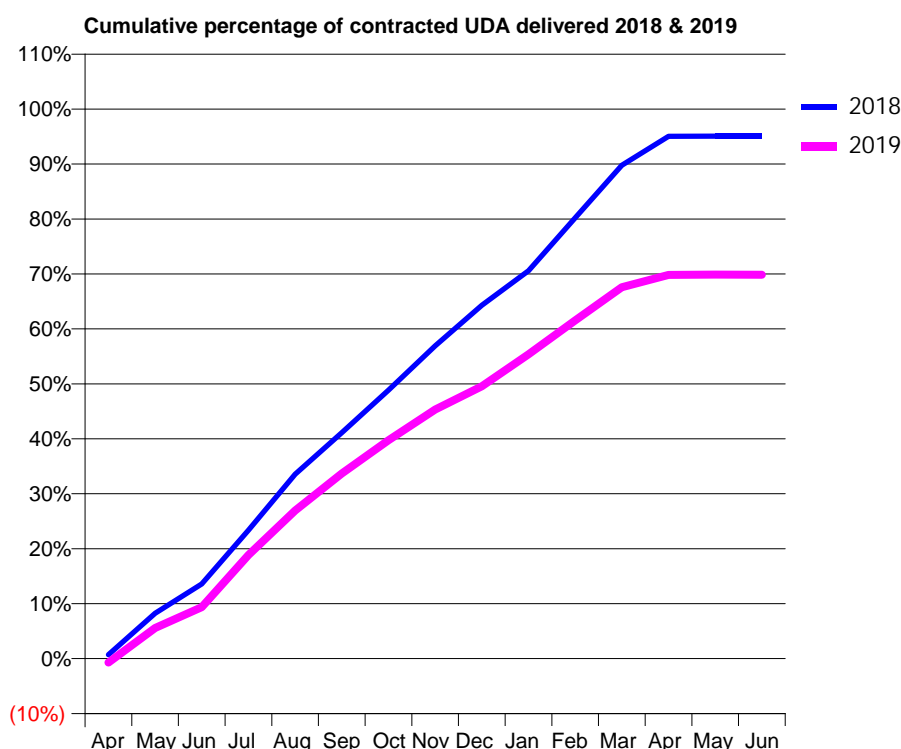
18/19 Contracted general activity (UDA)	16,210
Carry forward general activity (UDA)	801
18/19 Contracted orthodontic activity (UOA)	0
Carry forward orthodontic activity (UOA)	0
Baseline contract value	£415,932.56

### ACCESS\*

Patients seen in 24 months	Total	Change since previous quarter
Quarter ending March 2018	5,646	
Quarter ending June 2018	5,532	↓
Quarter ending September 2018	5,463	↓
Quarter ending December 2018	5,268	↓
Quarter ending March 2019	5,088	↓
<b>Variance since March 2018</b>	<b>(9.9%)</b>	<b>↓</b>



### ACTIVITY



Adjusted Scheduled Activity (UDA)		
Month	2018	2019
April	117	-121
May	1,340	901
June	2,200	1,516
July	3,792	3,058
August	5,444	4,368
September	6,661	5,459
October	7,921	6,440
November	9,227	7,346
December	10,421	8,034
January	11,442	8,980
February	13,004	9,977
March	14,554	10,954
April	15,407	11,317
May	15,409	11,326
June	15,409	11,323

### QUALITY

	Quantity	Base Number	Contract	LHB	Wales
% of FP17s for the same patient ID Re-attending within 3 months - Children	56	1,135	4.9%	9.4%	10.8%
% of FP17s for the same patient ID Re-attending within 3 months - Adults	647	5,080	12.7%	14.2%	15.7%
% of FP17s for the same patient ID Re-attending between 3 & 9 months - Children	577	1,135	50.8%	56.0%	59.7%
% of FP17s for the same patient ID Re-attending between 3 & 9 months - Adults	2,019	5,080	39.7%	52.5%	55.5%
% of FP17s for Band 1 Urgent Courses	574	6,085	9.4%	9.5%	9.0%
% of FP17s Relating to Free Repair or Replacements	64	6,085	1.1%	0.8%	0.7%
% of FP17s Relating to Continuations	32	6,085	0.5%	0.6%	0.7%
% of Patients satisfied with the dentistry they have received	8	8	N/A	89.8%	92.4%
% of Patients satisfied with the time they had to wait for an appointment	7	8	N/A	87.8%	87.1%

\* This is based on patients treated on this contract for their most recent course of treatment.  
 Figures in *italics* indicate the base number of FP17s or Patient Questionnaire responses are less than 100. N/A is shown where the base number of responses is less than 10 during the period. % is calculated as Quantity/Base number\*100



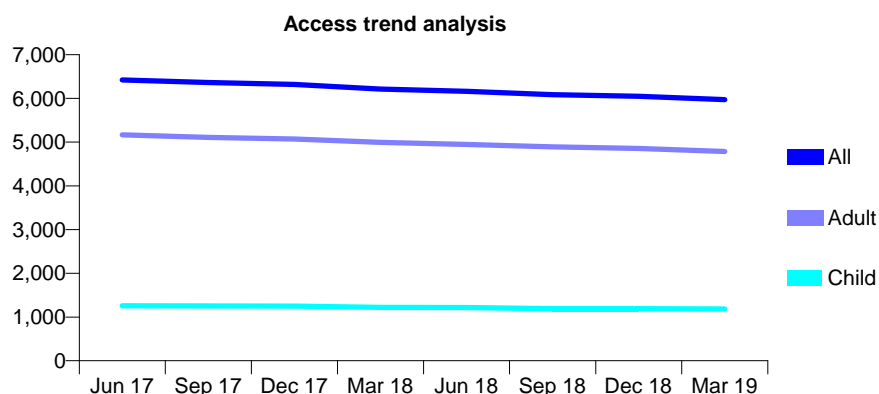
## 7A3 - Vital Signs At a Glance Contract Report for 150215/0001 - Year end March 2019

Name or company name	T Metcalfe
Contract type name	Pilot Contract
Purpose of contract	General
Contract start date	01/04/2014
Contract end date	

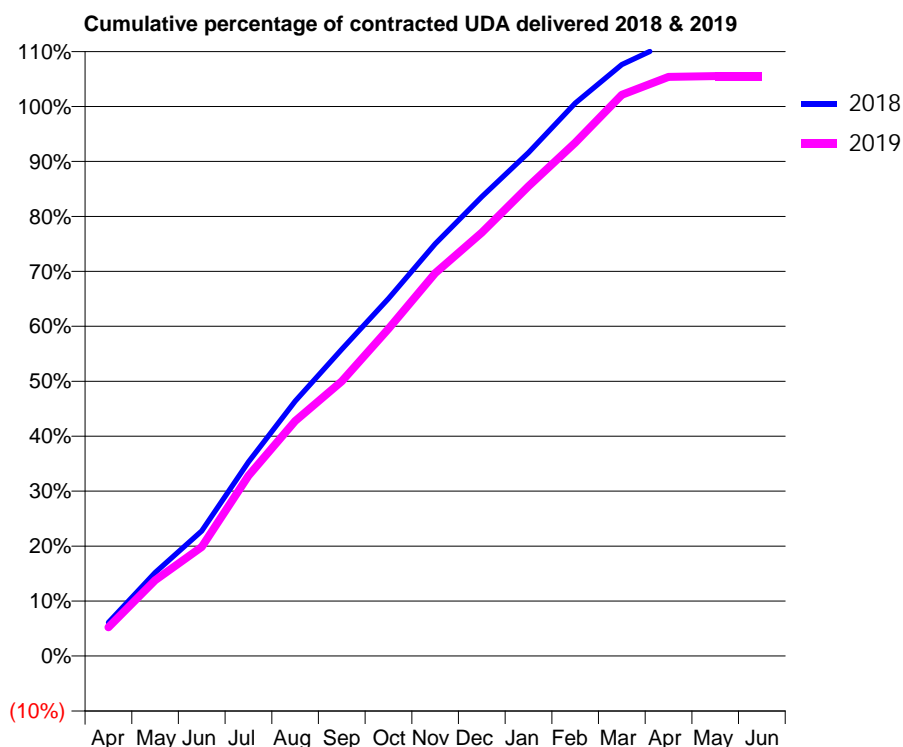
18/19 Contracted general activity (UDA)	16,447
Carry forward general activity (UDA)	0
18/19 Contracted orthodontic activity (UOA)	0
Carry forward orthodontic activity (UOA)	0
Baseline contract value	£421,746.76

### ACCESS\*

Patients seen in 24 months	Total	Change since previous quarter
Quarter ending March 2018	6,216	
Quarter ending June 2018	6,163	→
Quarter ending September 2018	6,083	↓
Quarter ending December 2018	6,047	→
Quarter ending March 2019	5,970	↓
<b>Variance since March 2018</b>	<b>(4.0%)</b>	<b>↓</b>



### ACTIVITY



Adjusted Scheduled Activity (UDA)		
Month	2018	2019
April	1,002	858
May	2,499	2,270
June	3,748	3,263
July	5,809	5,397
August	7,628	7,033
September	9,178	8,223
October	10,697	9,792
November	12,334	11,461
December	13,742	12,670
January	15,063	14,057
February	16,545	15,366
March	17,701	16,795
April	18,358	17,334
May	18,407	17,356
June	18,413	17,358

### QUALITY

	Quantity	Base Number	Contract	LHB	Wales
% of FP17s for the same patient ID Re-attending within 3 months - Children	80	1,729	4.6%	9.4%	10.8%
% of FP17s for the same patient ID Re-attending within 3 months - Adults	947	7,292	13.0%	14.2%	15.7%
% of FP17s for the same patient ID Re-attending between 3 & 9 months - Children	975	1,729	56.4%	56.0%	59.7%
% of FP17s for the same patient ID Re-attending between 3 & 9 months - Adults	4,206	7,292	57.7%	52.5%	55.5%
% of FP17s for Band 1 Urgent Courses	624	9,001	6.9%	9.5%	9.0%
% of FP17s Relating to Free Repair or Replacements	38	9,001	0.4%	0.8%	0.7%
% of FP17s Relating to Continuations	33	9,001	0.4%	0.6%	0.7%
% of Patients satisfied with the dentistry they have received	16	16	100.0%	89.8%	92.4%
% of Patients satisfied with the time they had to wait for an appointment	16	16	100.0%	87.8%	87.1%

\* This is based on patients treated on this contract for their most recent course of treatment.

Figures in italics indicate the base number of FP17s or Patient Questionnaire responses are less than 100. N/A is shown where the base number of responses is less than 10 during the period. % is calculated as Quantity/Base number\*100

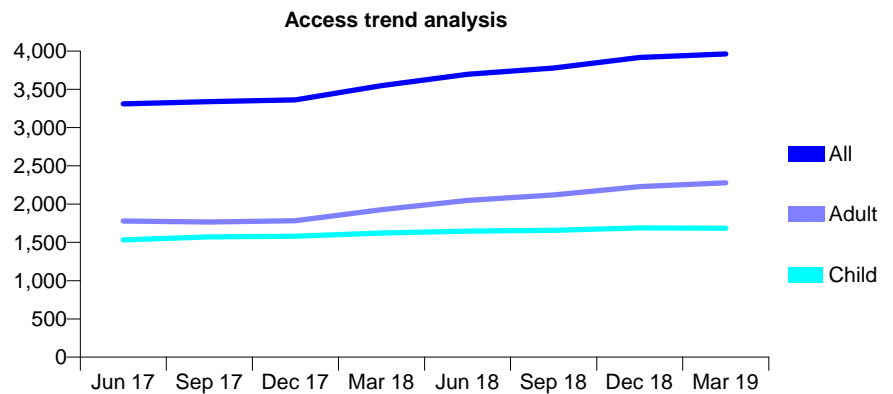
## 7A3 - Vital Signs At a Glance Contract Report for 152501/0001 - Year end March 2019

Name or company name	Gower Healthcare Limited
Contract type name	Pilot Contract
Purpose of contract	General and Orthodontic
Contract start date	01/04/2010
Contract end date	

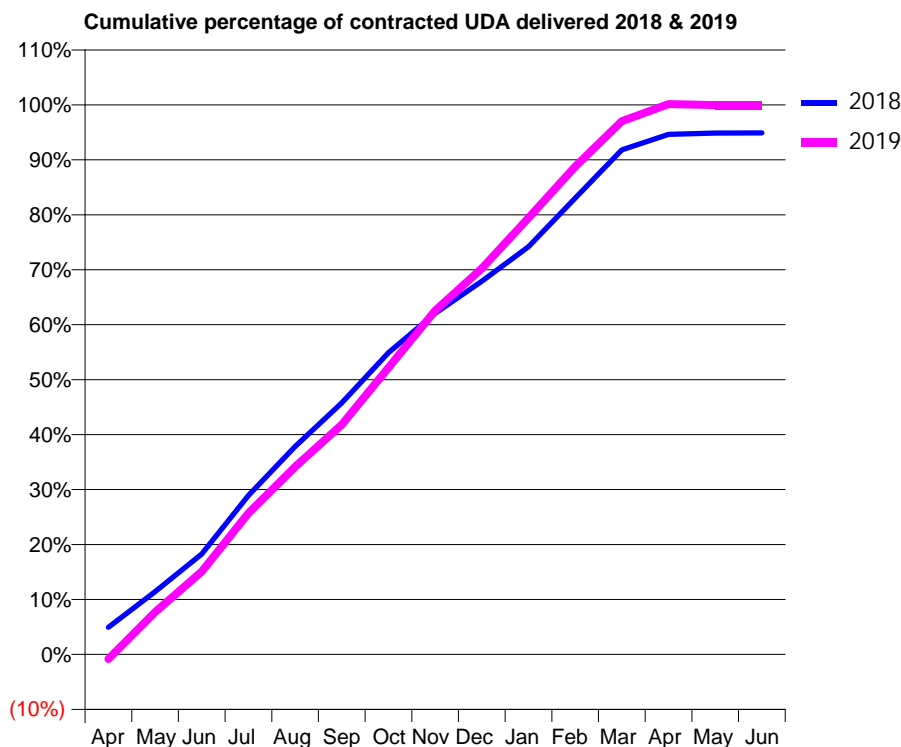
18/19 Contracted general activity (UDA)	13,307
Carry forward general activity (UDA)	669
18/19 Contracted orthodontic activity (UOA)	8
Carry forward orthodontic activity (UOA)	0
Baseline contract value	£341,087.63

### ACCESS\*

Patients seen in 24 months	Total	Change since previous quarter
Quarter ending March 2018	3,548	
Quarter ending June 2018	3,696	↑
Quarter ending September 2018	3,777	↑
Quarter ending December 2018	3,916	↑
Quarter ending March 2019	3,963	→
<b>Variance since March 2018</b>	<b>11.7%</b>	<b>↑</b>



### ACTIVITY



Adjusted Scheduled Activity (UDA)		
Month	2018	2019
April	657	-111
May	1,522	1,024
June	2,434	2,008
July	3,851	3,421
August	5,035	4,545
September	6,093	5,562
October	7,307	6,943
November	8,263	8,326
December	9,037	9,345
January	9,872	10,572
February	11,048	11,813
March	12,217	12,910
April	12,591	13,324
May	12,623	13,303
June	12,628	13,302

### QUALITY

	Quantity	Base Number	Contract	LHB	Wales
% of FP17s for the same patient ID Re-attending within 3 months - Children	250	2,993	8.4%	9.4%	10.8%
% of FP17s for the same patient ID Re-attending within 3 months - Adults	686	3,795	18.1%	14.2%	15.7%
% of FP17s for the same patient ID Re-attending between 3 & 9 months - Children	1,989	2,993	66.5%	56.0%	59.7%
% of FP17s for the same patient ID Re-attending between 3 & 9 months - Adults	2,023	3,795	53.3%	52.5%	55.5%
% of FP17s for Band 1 Urgent Courses	540	6,792	8.0%	9.5%	9.0%
% of FP17s Relating to Free Repair or Replacements	55	6,792	0.8%	0.8%	0.7%
% of FP17s Relating to Continuations	67	6,792	1.0%	0.6%	0.7%
% of Patients satisfied with the dentistry they have received	8	9	N/A	89.8%	92.4%
% of Patients satisfied with the time they had to wait for an appointment	7	9	N/A	87.8%	87.1%

\* This is based on patients treated on this contract for their most recent course of treatment. Figures in italics indicate the base number of FP17s or Patient Questionnaire responses are less than 100. N/A is shown where the base number of responses is less than 10 during the period. % is calculated as Quantity/Base number\*100

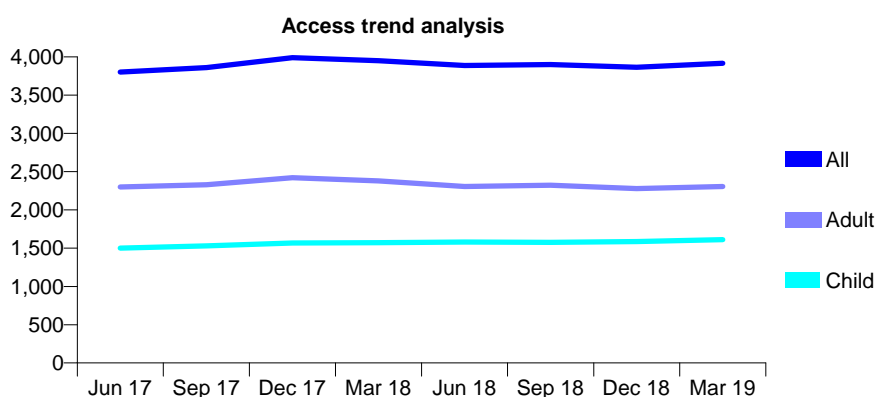
## 7A3 - Vital Signs At a Glance Contract Report for 153729/0001 - Year end March 2019

Name or company name	Dr EV Johnstone, Dr D Ainsworth and Dr J J
Contract type name	GDS Contract
Purpose of contract	General and Orthodontic
Contract start date	01/04/2006
Contract end date	

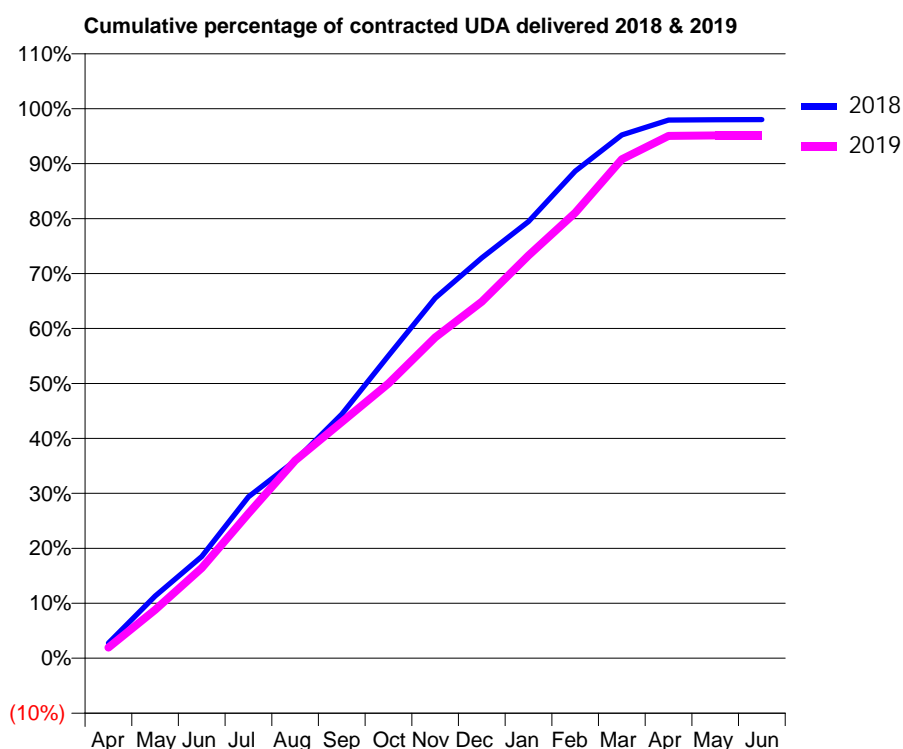
18/19 Contracted general activity (UDA)	9,742
Carry forward general activity (UDA)	0
18/19 Contracted orthodontic activity (UOA)	694
Carry forward orthodontic activity (UOA)	0
Baseline contract value	£448,158.86

### ACCESS\*

Patients seen in 24 months	Total	Change since previous quarter
Quarter ending March 2018	3,950	
Quarter ending June 2018	3,887	↓
Quarter ending September 2018	3,899	→
Quarter ending December 2018	3,865	→
Quarter ending March 2019	3,917	→
<b>Variance since March 2018</b>	<b>(0.8%)</b>	→



### ACTIVITY



Adjusted Scheduled Activity (UDA)		
Month	2018	2019
April	267	190
May	1,104	858
June	1,803	1,598
July	2,861	2,566
August	3,502	3,505
September	4,325	4,185
October	5,362	4,870
November	6,384	5,688
December	7,098	6,320
January	7,741	7,140
February	8,636	7,897
March	9,275	8,846
April	9,540	9,259
May	9,544	9,269
June	9,547	9,269

### QUALITY

	Quantity	Base Number	Contract	LHB	Wales
% of FP17s for the same patient ID Re-attending within 3 months - Children	279	2,509	11.1%	9.4%	10.8%
% of FP17s for the same patient ID Re-attending within 3 months - Adults	449	3,142	14.3%	14.2%	15.7%
% of FP17s for the same patient ID Re-attending between 3 & 9 months - Children	1,409	2,509	56.2%	56.0%	59.7%
% of FP17s for the same patient ID Re-attending between 3 & 9 months - Adults	1,789	3,142	56.9%	52.5%	55.5%
% of FP17s for Band 1 Urgent Courses	534	5,647	9.5%	9.5%	9.0%
% of FP17s Relating to Free Repair or Replacements	14	5,647	0.2%	0.8%	0.7%
% of FP17s Relating to Continuations	6	5,647	0.1%	0.6%	0.7%
% of Patients satisfied with the dentistry they have received	5	5	N/A	89.8%	92.4%
% of Patients satisfied with the time they had to wait for an appointment	5	5	N/A	87.8%	87.1%

\* This is based on patients treated on this contract for their most recent course of treatment. Figures in italics indicate the base number of FP17s or Patient Questionnaire responses are less than 100. N/A is shown where the base number of responses is less than 10 during the period. % is calculated as Quantity/Base number\*100

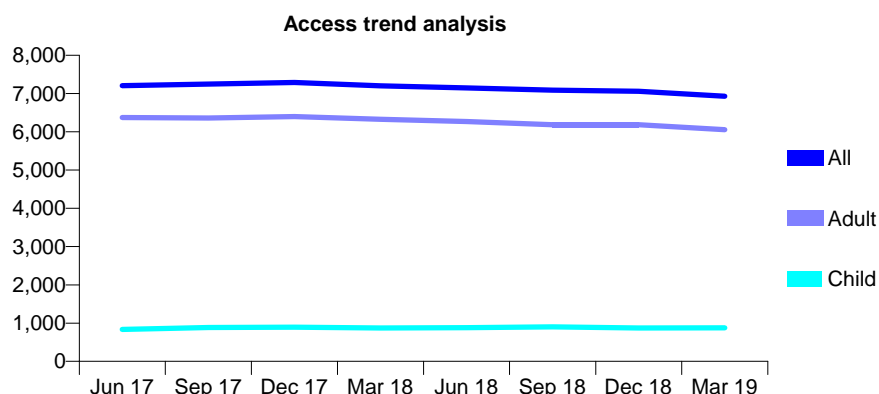
## 7A3 - Vital Signs At a Glance Contract Report for 155721/0001 - Year end March 2019

Name or company name	University Dental Care
Contract type name	GDS Contract
Purpose of contract	General
Contract start date	01/04/2012
Contract end date	

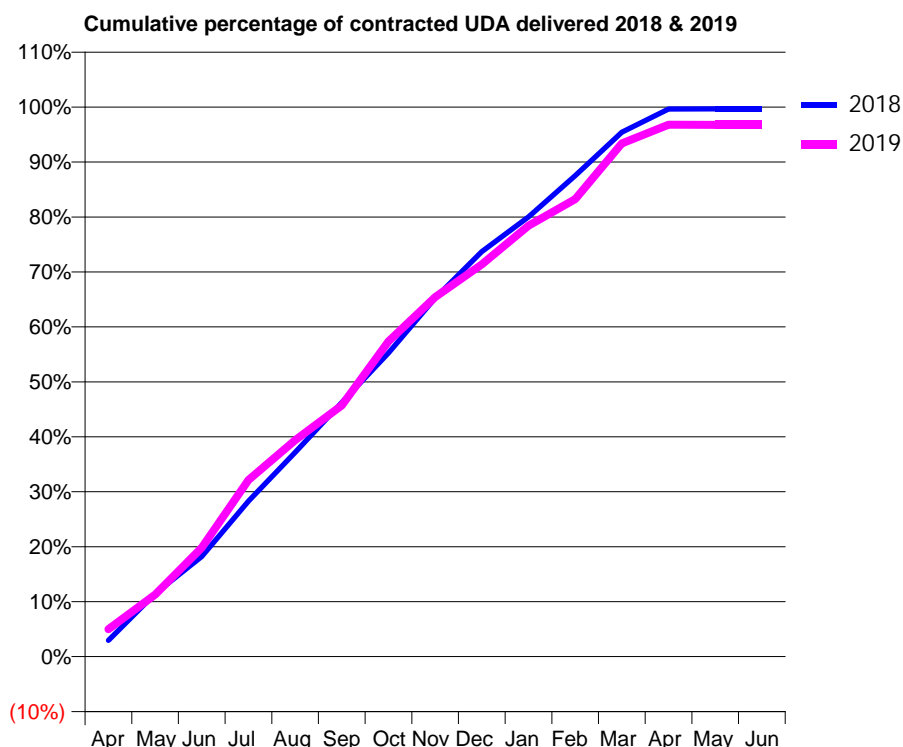
18/19 Contracted general activity (UDA)	15,442
Carry forward general activity (UDA)	39
18/19 Contracted orthodontic activity (UOA)	0
Carry forward orthodontic activity (UOA)	0
Baseline contract value	£449,151.95

### ACCESS\*

Patients seen in 24 months	Total	Change since previous quarter
Quarter ending March 2018	7,201	
Quarter ending June 2018	7,148	→
Quarter ending September 2018	7,087	→
Quarter ending December 2018	7,061	→
Quarter ending March 2019	6,928	↓
<b>Variance since March 2018</b>	<b>(3.8%)</b>	<b>↓</b>



### ACTIVITY



Adjusted Scheduled Activity (UDA)		
Month	2018	2019
April	454	773
May	1,772	1,745
June	2,814	3,059
July	4,369	4,962
August	5,740	6,082
September	7,141	7,057
October	8,533	8,857
November	10,075	10,101
December	11,377	11,020
January	12,357	12,111
February	13,516	12,854
March	14,735	14,418
April	15,386	14,946
May	15,391	14,941
June	15,393	14,942

### QUALITY

	Quantity	Base Number	Contract	LHB	Wales
% of FP17s for the same patient ID Re-attending within 3 months - Children	68	1,199	5.7%	9.4%	10.8%
% of FP17s for the same patient ID Re-attending within 3 months - Adults	991	7,308	13.6%	14.2%	15.7%
% of FP17s for the same patient ID Re-attending between 3 & 9 months - Children	717	1,199	59.8%	56.0%	59.7%
% of FP17s for the same patient ID Re-attending between 3 & 9 months - Adults	3,638	7,308	49.8%	52.5%	55.5%
% of FP17s for Band 1 Urgent Courses	797	8,484	9.4%	9.5%	9.0%
% of FP17s Relating to Free Repair or Replacements	111	8,484	1.3%	0.8%	0.7%
% of FP17s Relating to Continuations	37	8,484	0.4%	0.6%	0.7%
% of Patients satisfied with the dentistry they have received	7	7	N/A	89.8%	92.4%
% of Patients satisfied with the time they had to wait for an appointment	7	7	N/A	87.8%	87.1%

\* This is based on patients treated on this contract for their most recent course of treatment.  
 Figures in *italics* indicate the base number of FP17s or Patient Questionnaire responses are less than 100. N/A is shown where the base number of responses is less than 10 during the period. % is calculated as Quantity/Base number\*100

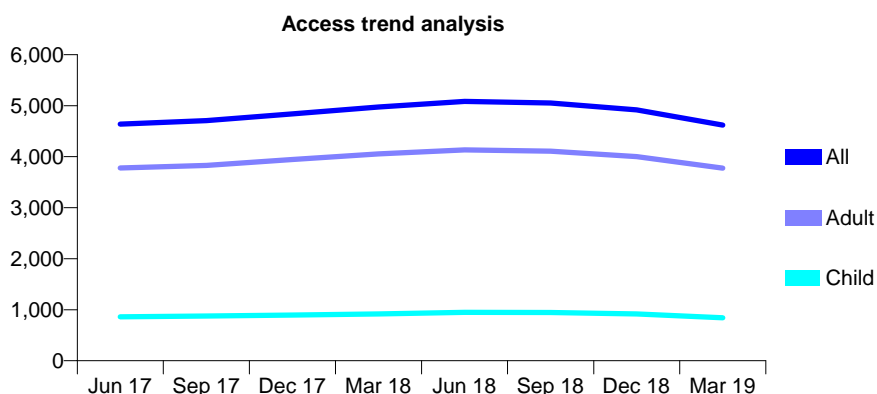
## 7A3 - Vital Signs At a Glance Contract Report for 158194/0005 - Year end March 2019

Name or company name	Denticare Ltd
Contract type name	GDS Contract
Purpose of contract	General
Contract start date	01/04/2006
Contract end date	

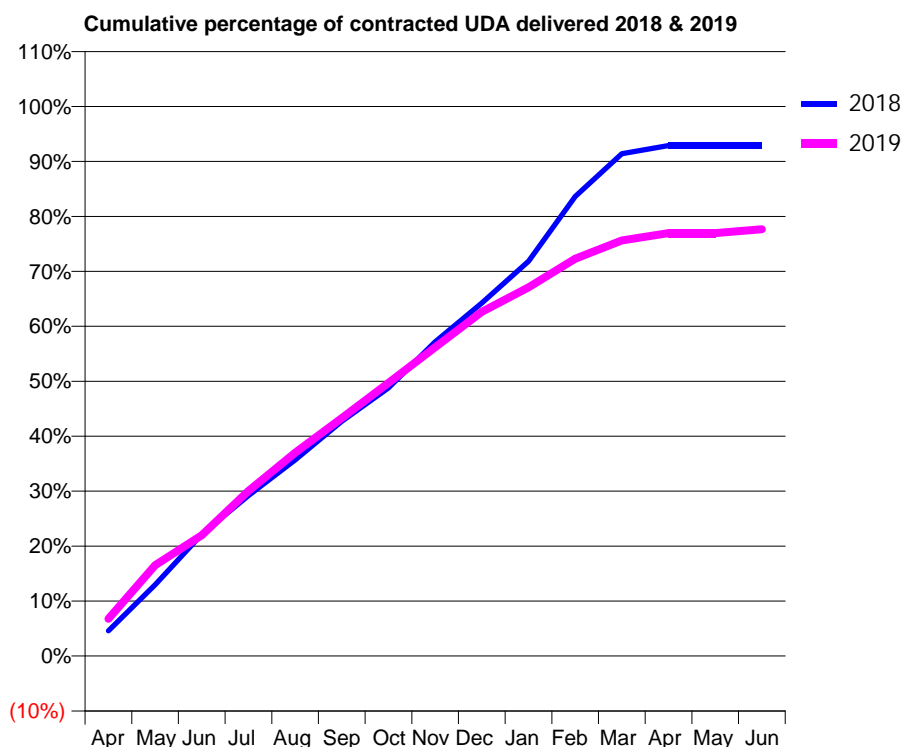
18/19 Contracted general activity (UDA)	14,818
Carry forward general activity (UDA)	0
18/19 Contracted orthodontic activity (UOA)	0
Carry forward orthodontic activity (UOA)	0
Baseline contract value	£379,985.60

### ACCESS\*

Patients seen in 24 months	Total	Change since previous quarter
Quarter ending March 2018	4,975	
Quarter ending June 2018	5,084	↑
Quarter ending September 2018	5,053	→
Quarter ending December 2018	4,919	↓
Quarter ending March 2019	4,621	↓
<b>Variance since March 2018</b>	<b>(7.1%)</b>	<b>↓</b>



### ACTIVITY



Adjusted Scheduled Activity (UDA)		
Month	2018	2019
April	683	1,006
May	1,921	2,451
June	3,282	3,256
July	4,327	4,455
August	5,286	5,481
September	6,331	6,413
October	7,229	7,362
November	8,472	8,328
December	9,516	9,279
January	10,644	9,940
February	12,392	10,712
March	13,544	11,201
April	13,764	11,403
May	13,764	11,403
June	13,763	11,507

### QUALITY

	Quantity	Base Number	Contract	LHB	Wales
% of FP17s for the same patient ID Re-attending within 3 months - Children	52	1,063	4.9%	9.4%	10.8%
% of FP17s for the same patient ID Re-attending within 3 months - Adults	459	4,351	10.5%	14.2%	15.7%
% of FP17s for the same patient ID Re-attending between 3 & 9 months - Children	498	1,063	46.8%	56.0%	59.7%
% of FP17s for the same patient ID Re-attending between 3 & 9 months - Adults	2,103	4,351	48.3%	52.5%	55.5%
% of FP17s for Band 1 Urgent Courses	388	5,551	7.0%	9.5%	9.0%
% of FP17s Relating to Free Repair or Replacements	32	5,551	0.6%	0.8%	0.7%
% of FP17s Relating to Continuations	67	5,551	1.2%	0.6%	0.7%
% of Patients satisfied with the dentistry they have received	7	9	N/A	89.8%	92.4%
% of Patients satisfied with the time they had to wait for an appointment	7	9	N/A	87.8%	87.1%

\* This is based on patients treated on this contract for their most recent course of treatment.

Figures in italics indicate the base number of FP17s or Patient Questionnaire responses are less than 100. N/A is shown where the base number of responses is less than 10 during the period. % is calculated as Quantity/Base number\*100

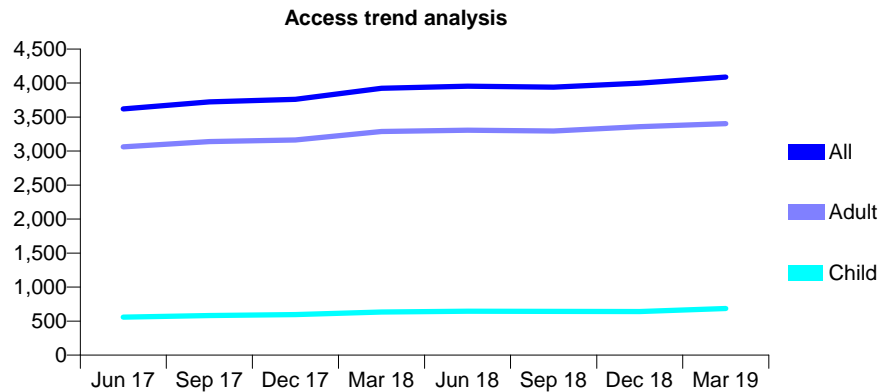
## 7A3 - Vital Signs At a Glance Contract Report for 158194/0011 - Year end March 2019

Name or company name	Denticare Ltd
Contract type name	GDS Contract
Purpose of contract	General
Contract start date	01/04/2006
Contract end date	

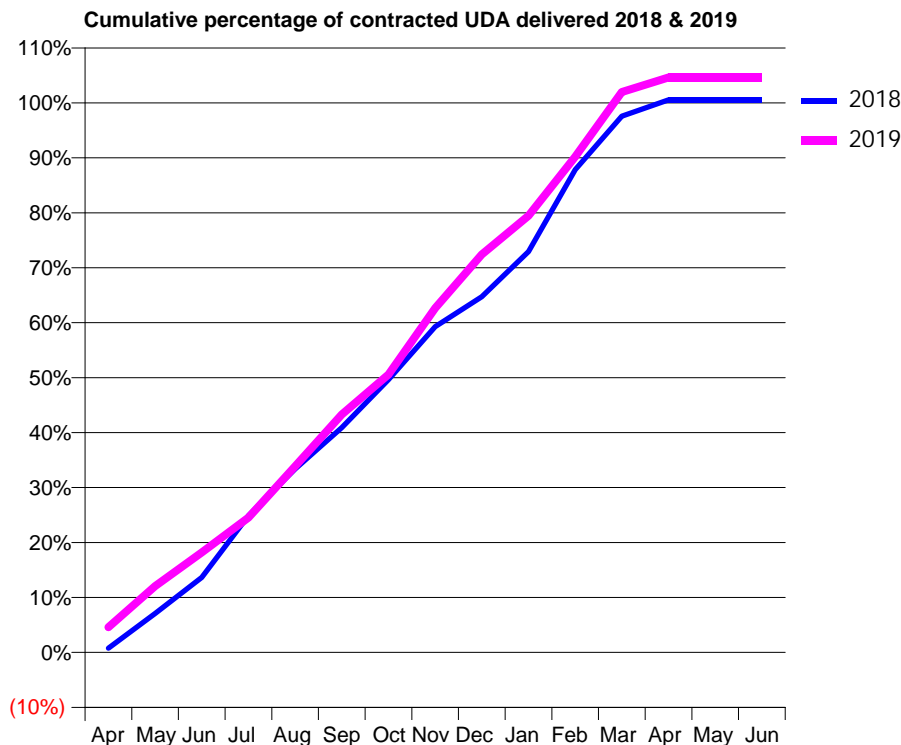
18/19 Contracted general activity (UDA)	13,462
Carry forward general activity (UDA)	-76
18/19 Contracted orthodontic activity (UOA)	0
Carry forward orthodontic activity (UOA)	0
Baseline contract value	£419,239.21

### ACCESS\*

Patients seen in 24 months	Total	Change since previous quarter
Quarter ending March 2018	3,922	
Quarter ending June 2018	3,953	→
Quarter ending September 2018	3,940	→
Quarter ending December 2018	3,999	→
Quarter ending March 2019	4,089	↑
<b>Variance since March 2018</b>	<b>4.3%</b>	<b>↑</b>



### ACTIVITY



Adjusted Scheduled Activity (UDA)		
Month	2018	2019
April	103	618
May	954	1,626
June	1,839	2,448
July	3,349	3,305
August	4,495	4,563
September	5,508	5,828
October	6,683	6,806
November	7,978	8,436
December	8,713	9,751
January	9,817	10,699
February	11,823	12,145
March	13,133	13,727
April	13,538	14,084
May	13,538	14,084
June	13,538	14,084

### QUALITY

	Quantity	Base Number	Contract	LHB	Wales
% of FP17s for the same patient ID Re-attending within 3 months - Children	65	1,037	6.3%	9.4%	10.8%
% of FP17s for the same patient ID Re-attending within 3 months - Adults	637	5,495	11.6%	14.2%	15.7%
% of FP17s for the same patient ID Re-attending between 3 & 9 months - Children	593	1,037	57.2%	56.0%	59.7%
% of FP17s for the same patient ID Re-attending between 3 & 9 months - Adults	3,446	5,495	62.7%	52.5%	55.5%
% of FP17s for Band 1 Urgent Courses	451	6,554	6.9%	9.5%	9.0%
% of FP17s Relating to Free Repair or Replacements	36	6,554	0.5%	0.8%	0.7%
% of FP17s Relating to Continuations	53	6,554	0.8%	0.6%	0.7%
% of Patients satisfied with the dentistry they have received	6	6	N/A	89.8%	92.4%
% of Patients satisfied with the time they had to wait for an appointment	6	6	N/A	87.8%	87.1%

\* This is based on patients treated on this contract for their most recent course of treatment. Figures in italics indicate the base number of FP17s or Patient Questionnaire responses are less than 100. N/A is shown where the base number of responses is less than 10 during the period. % is calculated as Quantity/Base number\*100

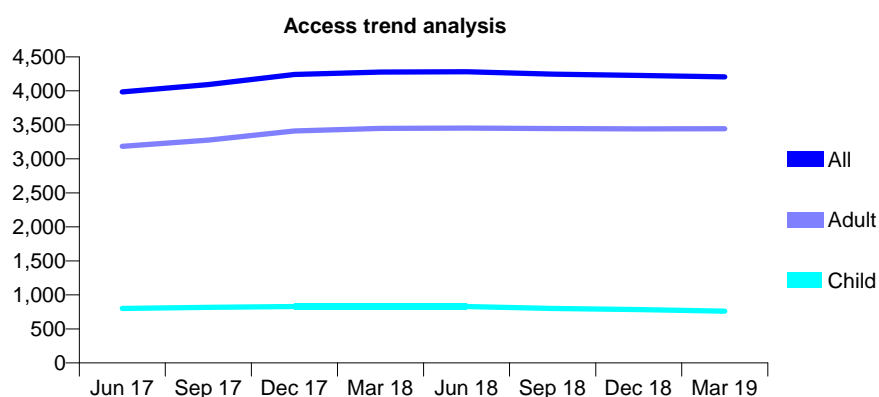
## 7A3 - Vital Signs At a Glance Contract Report for 163120/0001 - Year end March 2019

Name or company name	OASIS DENTAL CARE LTD
Contract type name	GDS Contract
Purpose of contract	General
Contract start date	01/06/2015
Contract end date	

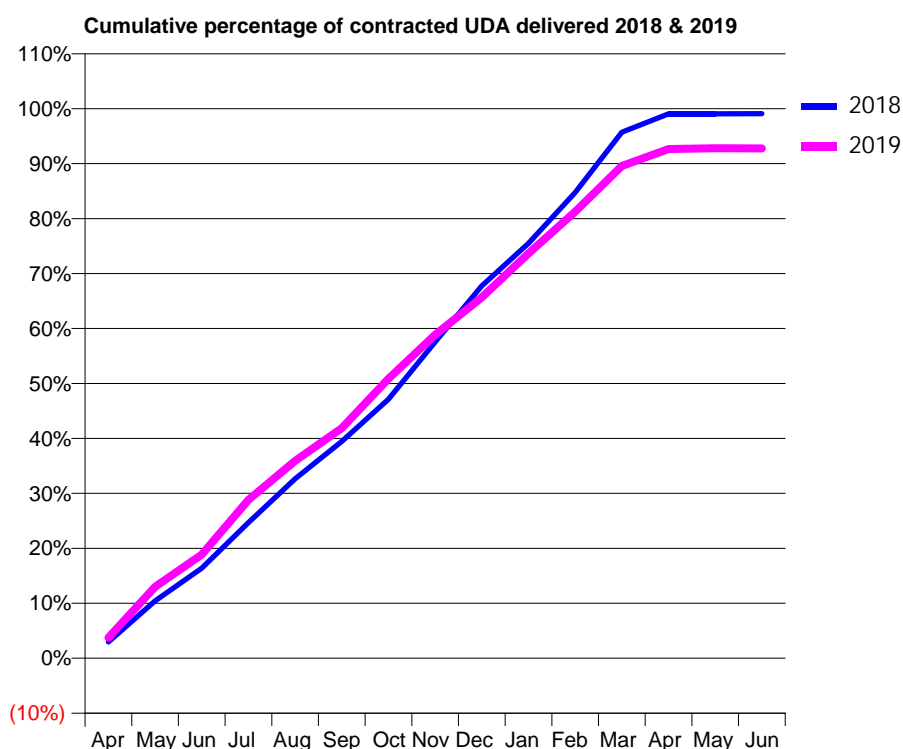
18/19 Contracted general activity (UDA)	13,369
Carry forward general activity (UDA)	0
18/19 Contracted orthodontic activity (UOA)	0
Carry forward orthodontic activity (UOA)	0
Baseline contract value	£396,597.21

### ACCESS\*

Patients seen in 24 months	Total	Change since previous quarter
Quarter ending March 2018	4,276	
Quarter ending June 2018	4,282	→
Quarter ending September 2018	4,246	→
Quarter ending December 2018	4,226	→
Quarter ending March 2019	4,205	→
<b>Variance since March 2018</b>	<b>(1.7%)</b>	<b>↓</b>



### ACTIVITY



Adjusted Scheduled Activity (UDA)		
Month	2018	2019
April	393	502
May	1,398	1,736
June	2,192	2,523
July	3,302	3,853
August	4,365	4,804
September	5,273	5,599
October	6,302	6,798
November	7,698	7,870
December	9,056	8,776
January	10,096	9,847
February	11,331	10,863
March	12,798	11,973
April	13,243	12,384
May	13,245	12,403
June	13,247	12,402

### QUALITY

	Quantity	Base Number	Contract	LHB	Wales
% of FP17s for the same patient ID Re-attending within 3 months - Children	74	1,130	6.5%	9.4%	10.8%
% of FP17s for the same patient ID Re-attending within 3 months - Adults	641	5,030	12.7%	14.2%	15.7%
% of FP17s for the same patient ID Re-attending between 3 & 9 months - Children	737	1,130	65.2%	56.0%	59.7%
% of FP17s for the same patient ID Re-attending between 3 & 9 months - Adults	3,192	5,030	63.5%	52.5%	55.5%
% of FP17s for Band 1 Urgent Courses	479	6,229	7.7%	9.5%	9.0%
% of FP17s Relating to Free Repair or Replacements	30	6,229	0.5%	0.8%	0.7%
% of FP17s Relating to Continuations	4	6,229	0.1%	0.6%	0.7%
% of Patients satisfied with the dentistry they have received	3	4	N/A	89.8%	92.4%
% of Patients satisfied with the time they had to wait for an appointment	4	4	N/A	87.8%	87.1%

\* This is based on patients treated on this contract for their most recent course of treatment.

Figures in italics indicate the base number of FP17s or Patient Questionnaire responses are less than 100. N/A is shown where the base number of responses is less than 10 during the period. % is calculated as Quantity/Base number\*100



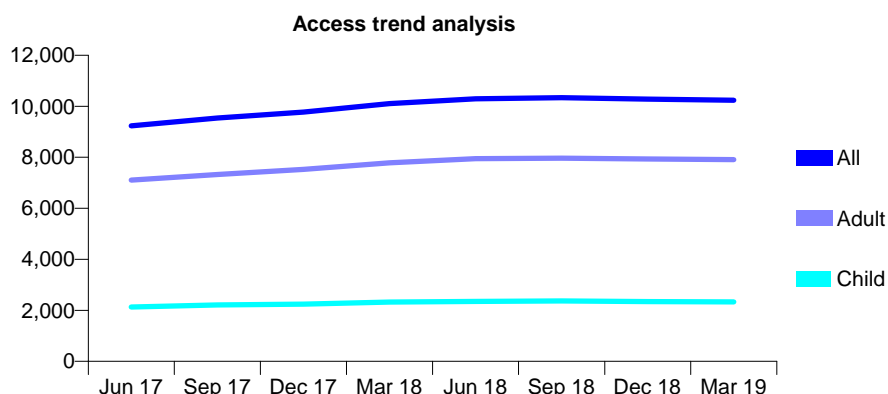
## 7A3 - Vital Signs At a Glance Contract Report for 165840/0001 - Year end March 2019

Name or company name	Nicola Hall Limited
Contract type name	GDS Contract
Purpose of contract	General
Contract start date	01/09/2010
Contract end date	31/03/2019

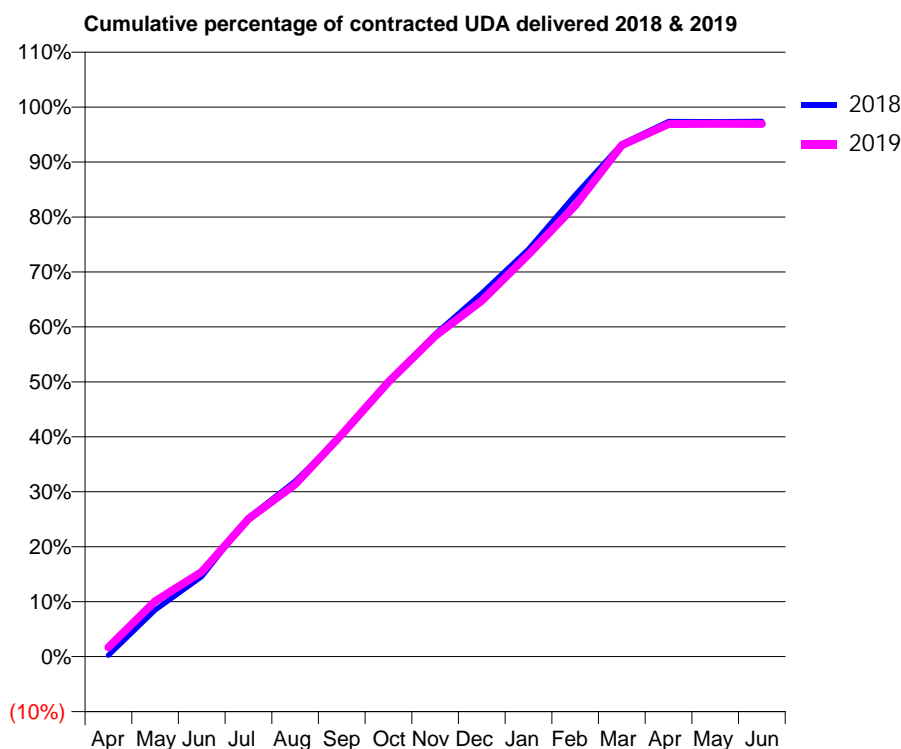
18/19 Contracted general activity (UDA)	28,200
Carry forward general activity (UDA)	717
18/19 Contracted orthodontic activity (UOA)	0
Carry forward orthodontic activity (UOA)	0
Baseline contract value	£744,525.49

### ACCESS\*

Patients seen in 24 months	Total	Change since previous quarter
Quarter ending March 2018	10,106	
Quarter ending June 2018	10,293	→
Quarter ending September 2018	10,337	→
Quarter ending December 2018	10,281	→
Quarter ending March 2019	10,236	→
<b>Variance since March 2018</b>	<b>1.3%</b>	<b>→</b>



### ACTIVITY



Month	Adjusted Scheduled Activity (UDA)	
	2018	2019
April	73	480
May	2,399	2,841
June	4,109	4,348
July	7,132	7,066
August	9,011	8,846
September	11,357	11,396
October	14,083	14,092
November	16,550	16,456
December	18,643	18,262
January	20,905	20,637
February	23,689	23,149
March	26,310	26,238
April	27,462	27,327
May	27,451	27,341
June	27,463	27,338

### QUALITY

	Quantity	Base Number	Contract	LHB	Wales
% of FP17s for the same patient ID Re-attending within 3 months - Children	201	3,636	5.5%	9.4%	10.8%
% of FP17s for the same patient ID Re-attending within 3 months - Adults	1,158	10,954	10.6%	14.2%	15.7%
% of FP17s for the same patient ID Re-attending between 3 & 9 months - Children	2,333	3,636	64.2%	56.0%	59.7%
% of FP17s for the same patient ID Re-attending between 3 & 9 months - Adults	5,956	10,954	54.4%	52.5%	55.5%
% of FP17s for Band 1 Urgent Courses	1,046	14,639	7.1%	9.5%	9.0%
% of FP17s Relating to Free Repair or Replacements	87	14,639	0.6%	0.8%	0.7%
% of FP17s Relating to Continuations	40	14,639	0.3%	0.6%	0.7%
% of Patients satisfied with the dentistry they have received	27	30	90.0%	89.8%	92.4%
% of Patients satisfied with the time they had to wait for an appointment	26	30	86.7%	87.8%	87.1%

\* This is based on patients treated on this contract for their most recent course of treatment.  
 Figures in *italics* indicate the base number of FP17s or Patient Questionnaire responses are less than 100. N/A is shown where the base number of responses is less than 10 during the period. % is calculated as Quantity/Base number\*100

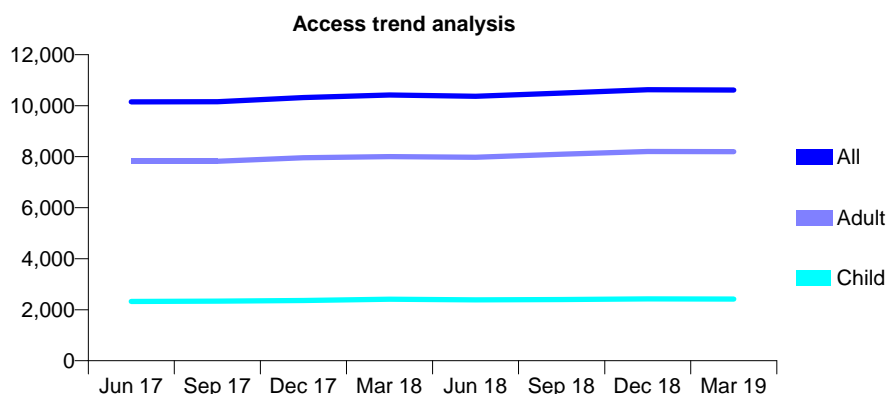
## 7A3 - Vital Signs At a Glance Contract Report for 169714/0001 - Year end March 2019

Name or company name	Pantyyffynon Limited
Contract type name	Pilot Contract
Purpose of contract	General
Contract start date	01/04/2011
Contract end date	

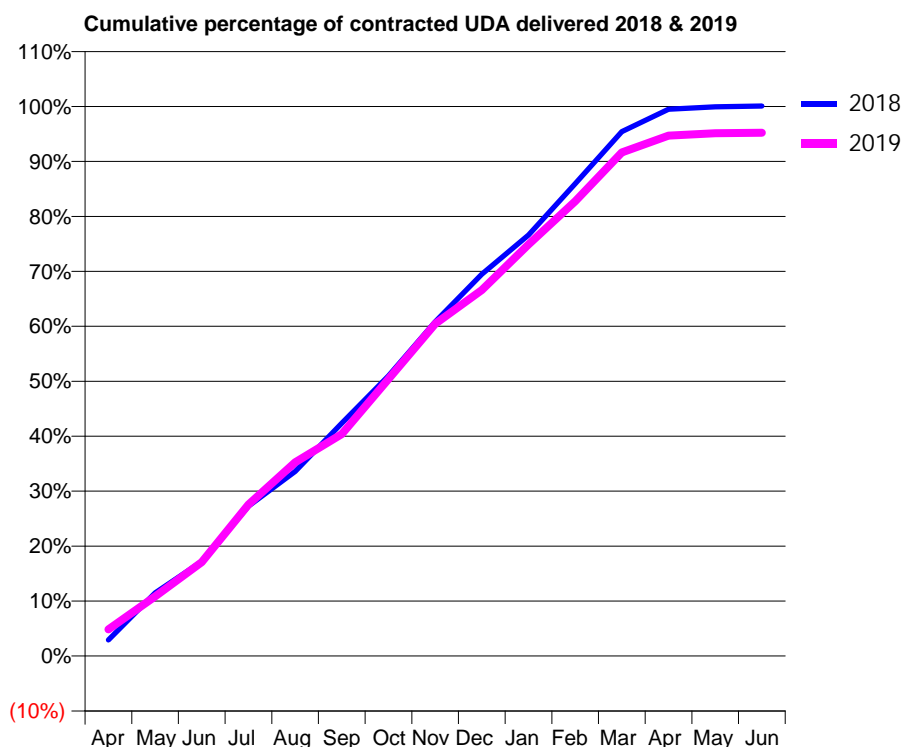
18/19 Contracted general activity (UDA)	22,834
Carry forward general activity (UDA)	-39
18/19 Contracted orthodontic activity (UOA)	0
Carry forward orthodontic activity (UOA)	0
Baseline contract value	£585,534.44

### ACCESS\*

Patients seen in 24 months	Total	Change since previous quarter
Quarter ending March 2018	10,418	
Quarter ending June 2018	10,366	→
Quarter ending September 2018	10,491	→
Quarter ending December 2018	10,628	→
Quarter ending March 2019	10,612	→
<b>Variance since March 2018</b>	<b>1.9%</b>	<b>→</b>



### ACTIVITY



Adjusted Scheduled Activity (UDA)		
Month	2018	2019
April	668	1,111
May	2,626	2,480
June	3,928	3,900
July	6,225	6,292
August	7,673	8,046
September	9,674	9,223
October	11,640	11,503
November	13,890	13,801
December	15,862	15,201
January	17,491	17,105
February	19,629	18,890
March	21,791	20,922
April	22,719	21,622
May	22,816	21,720
June	22,853	21,740

### QUALITY

	Quantity	Base Number	Contract	LHB	Wales
% of FP17s for the same patient ID Re-attending within 3 months - Children	123	3,394	3.6%	9.4%	10.8%
% of FP17s for the same patient ID Re-attending within 3 months - Adults	621	8,330	7.5%	14.2%	15.7%
% of FP17s for the same patient ID Re-attending between 3 & 9 months - Children	2,078	3,394	61.2%	56.0%	59.7%
% of FP17s for the same patient ID Re-attending between 3 & 9 months - Adults	1,729	8,330	20.8%	52.5%	55.5%
% of FP17s for Band 1 Urgent Courses	275	11,611	2.4%	9.5%	9.0%
% of FP17s Relating to Free Repair or Replacements	112	11,611	1.0%	0.8%	0.7%
% of FP17s Relating to Continuations	79	11,611	0.7%	0.6%	0.7%
% of Patients satisfied with the dentistry they have received	23	25	92.0%	89.8%	92.4%
% of Patients satisfied with the time they had to wait for an appointment	24	25	96.0%	87.8%	87.1%

\* This is based on patients treated on this contract for their most recent course of treatment.

Figures in italics indicate the base number of FP17s or Patient Questionnaire responses are less than 100. N/A is shown where the base number of responses is less than 10 during the period. % is calculated as Quantity/Base number\*100

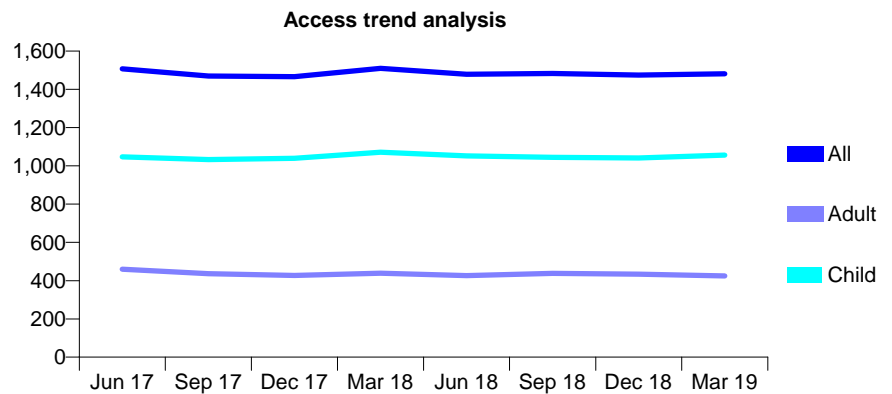
## 7A3 - Vital Signs At a Glance Contract Report for 171131/0001 - Year end March 2019

Name or company name	J & LV Ltd
Contract type name	GDS Contract
Purpose of contract	General
Contract start date	01/04/2006
Contract end date	

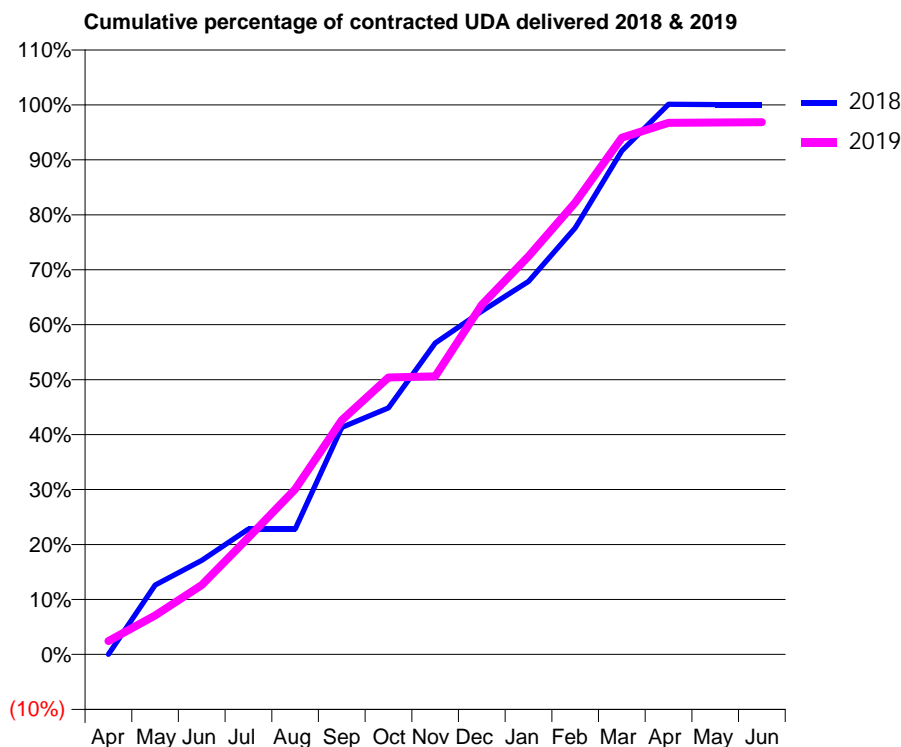
18/19 Contracted general activity (UDA)	2,333
Carry forward general activity (UDA)	-1
18/19 Contracted orthodontic activity (UOA)	0
Carry forward orthodontic activity (UOA)	0
Baseline contract value	£82,005.88

### ACCESS\*

Patients seen in 24 months	Total	Change since previous quarter
Quarter ending March 2018	1,510	
Quarter ending June 2018	1,478	↓
Quarter ending September 2018	1,483	→
Quarter ending December 2018	1,475	→
Quarter ending March 2019	1,481	→
<b>Variance since March 2018</b>	<b>(1.9%)</b>	<b>↓</b>



### ACTIVITY



Adjusted Scheduled Activity (UDA)		
Month	2018	2019
April	0	73
May	340	213
June	461	379
July	614	638
August	614	902
September	1,112	1,278
October	1,207	1,512
November	1,525	1,519
December	1,681	1,909
January	1,827	2,174
February	2,089	2,467
March	2,467	2,820
April	2,695	2,902
May	2,693	2,904
June	2,693	2,905

### QUALITY

	Quantity	Base Number	Contract	LHB	Wales
% of FP17s for the same patient ID Re-attending within 3 months - Children	90	1,635	5.5%	9.4%	10.8%
% of FP17s for the same patient ID Re-attending within 3 months - Adults	34	473	7.2%	14.2%	15.7%
% of FP17s for the same patient ID Re-attending between 3 & 9 months - Children	926	1,635	56.6%	56.0%	59.7%
% of FP17s for the same patient ID Re-attending between 3 & 9 months - Adults	295	473	62.4%	52.5%	55.5%
% of FP17s for Band 1 Urgent Courses	89	2,070	4.3%	9.5%	9.0%
% of FP17s Relating to Free Repair or Replacements	0	2,070	0.0%	0.8%	0.7%
% of FP17s Relating to Continuations	0	2,070	0.0%	0.6%	0.7%
% of Patients satisfied with the dentistry they have received	1	1	N/A	89.8%	92.4%
% of Patients satisfied with the time they had to wait for an appointment	1	1	N/A	87.8%	87.1%

\* This is based on patients treated on this contract for their most recent course of treatment. Figures in italics indicate the base number of FP17s or Patient Questionnaire responses are less than 100. N/A is shown where the base number of responses is less than 10 during the period. % is calculated as Quantity/Base number\*100

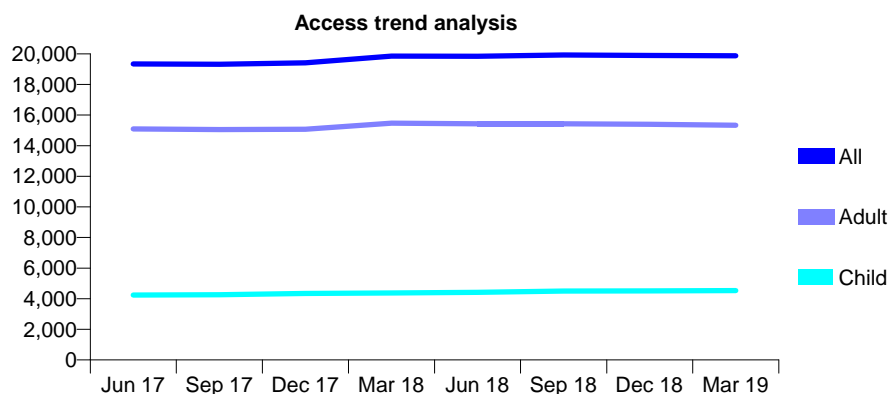
## 7A3 - Vital Signs At a Glance Contract Report for 175641/0001 - Year end March 2019

Name or company name	United Dental Ltd
Contract type name	GDS Contract
Purpose of contract	General
Contract start date	01/04/2009
Contract end date	

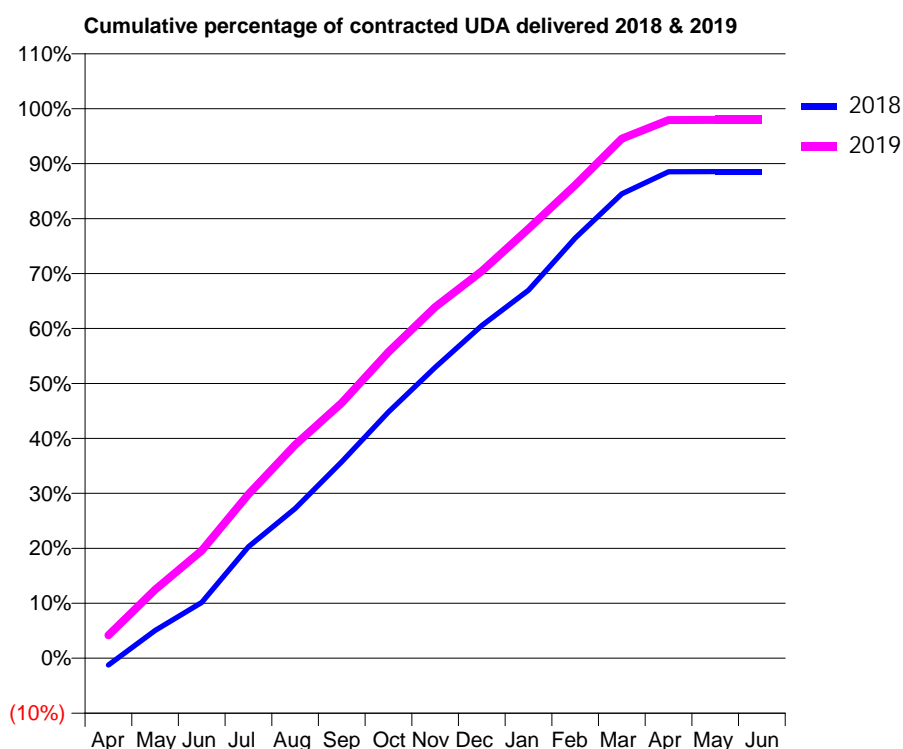
18/19 Contracted general activity (UDA)	54,400
Carry forward general activity (UDA)	0
18/19 Contracted orthodontic activity (UOA)	0
Carry forward orthodontic activity (UOA)	0
Baseline contract value	£1,406,561.89

### ACCESS\*

Patients seen in 24 months	Total	Change since previous quarter
Quarter ending March 2018	19,855	
Quarter ending June 2018	19,845	→
Quarter ending September 2018	19,930	→
Quarter ending December 2018	19,897	→
Quarter ending March 2019	19,874	→
<b>Variance since March 2018</b>	<b>0.1%</b>	<b>→</b>



### ACTIVITY



Adjusted Scheduled Activity (UDA)		
Month	2018	2019
April	-683	2,280
May	2,758	6,791
June	5,525	10,653
July	11,044	16,228
August	14,816	21,134
September	19,453	25,270
October	24,382	30,322
November	28,799	34,768
December	32,930	38,318
January	36,424	42,515
February	41,593	46,829
March	45,968	51,441
April	48,147	53,278
May	48,168	53,289
June	48,165	53,284

### QUALITY

	Quantity	Base Number	Contract	LHB	Wales
% of FP17s for the same patient ID Re-attending within 3 months - Children	298	6,538	4.6%	9.4%	10.8%
% of FP17s for the same patient ID Re-attending within 3 months - Adults	2,419	21,272	11.4%	14.2%	15.7%
% of FP17s for the same patient ID Re-attending between 3 & 9 months - Children	3,871	6,538	59.2%	56.0%	59.7%
% of FP17s for the same patient ID Re-attending between 3 & 9 months - Adults	10,428	21,272	49.0%	52.5%	55.5%
% of FP17s for Band 1 Urgent Courses	1,814	27,572	6.6%	9.5%	9.0%
% of FP17s Relating to Free Repair or Replacements	273	27,572	1.0%	0.8%	0.7%
% of FP17s Relating to Continuations	147	27,572	0.5%	0.6%	0.7%
% of Patients satisfied with the dentistry they have received	35	42	83.3%	89.8%	92.4%
% of Patients satisfied with the time they had to wait for an appointment	37	42	88.1%	87.8%	87.1%

\* This is based on patients treated on this contract for their most recent course of treatment. Figures in italics indicate the base number of FP17s or Patient Questionnaire responses are less than 100. N/A is shown where the base number of responses is less than 10 during the period. % is calculated as Quantity/Base number\*100

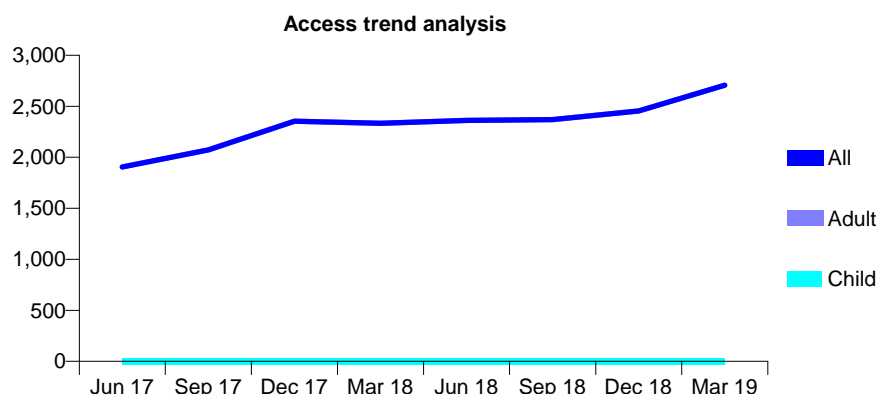
## 7A3 - Vital Signs At a Glance Contract Report for 175641/0002 - Year end March 2019

Name or company name	United Dental Ltd
Contract type name	GDS Contract
Purpose of contract	General
Contract start date	01/04/2009
Contract end date	

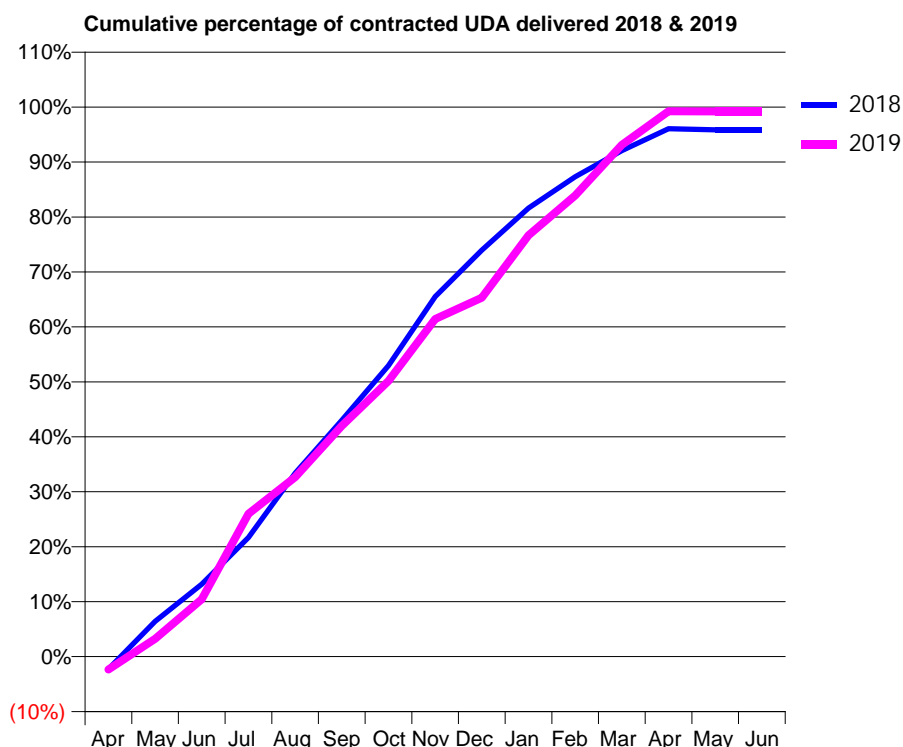
18/19 Contracted general activity (UDA)	6,467
Carry forward general activity (UDA)	227
18/19 Contracted orthodontic activity (UOA)	0
Carry forward orthodontic activity (UOA)	0
Baseline contract value	£327,986.81

### ACCESS\*

Patients seen in 24 months	Total	Change since previous quarter
Quarter ending March 2018	2,334	
Quarter ending June 2018	2,361	→
Quarter ending September 2018	2,369	→
Quarter ending December 2018	2,454	↑
Quarter ending March 2019	2,706	↑
<b>Variance since March 2018</b>	<b>15.9%</b>	<b>↑</b>



### ACTIVITY



Adjusted Scheduled Activity (UDA)		
Month	2018	2019
April	-124	-153
May	351	209
June	721	676
July	1,185	1,681
August	1,825	2,112
September	2,351	2,715
October	2,896	3,245
November	3,582	3,973
December	4,043	4,224
January	4,462	4,959
February	4,775	5,427
March	5,034	6,023
April	5,252	6,419
May	5,240	6,417
June	5,240	6,417

### QUALITY

	Quantity	Base Number	Contract	LHB	Wales
% of FP17s for the same patient ID Re-attending within 3 months - Children	0	0	N/A	9.4%	10.8%
% of FP17s for the same patient ID Re-attending within 3 months - Adults	123	2,987	4.1%	14.2%	15.7%
% of FP17s for the same patient ID Re-attending between 3 & 9 months - Children	0	0	N/A	56.0%	59.7%
% of FP17s for the same patient ID Re-attending between 3 & 9 months - Adults	1,450	2,987	48.5%	52.5%	55.5%
% of FP17s for Band 1 Urgent Courses	53	3,040	1.7%	9.5%	9.0%
% of FP17s Relating to Free Repair or Replacements	0	3,040	0.0%	0.8%	0.7%
% of FP17s Relating to Continuations	0	3,040	0.0%	0.6%	0.7%
% of Patients satisfied with the dentistry they have received	3	4	N/A	89.8%	92.4%
% of Patients satisfied with the time they had to wait for an appointment	2	4	N/A	87.8%	87.1%

\* This is based on patients treated on this contract for their most recent course of treatment.  
 Figures in *italics* indicate the base number of FP17s or Patient Questionnaire responses are less than 100. N/A is shown where the base number of responses is less than 10 during the period. % is calculated as Quantity/Base number\*100

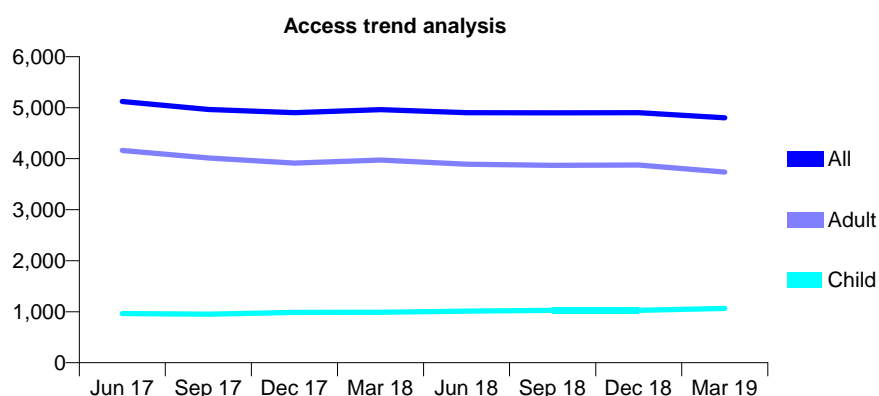
## 7A3 - Vital Signs At a Glance Contract Report for 175641/0003 - Year end March 2019

Name or company name	United Dental Ltd
Contract type name	GDS Contract
Purpose of contract	General
Contract start date	01/04/2009
Contract end date	

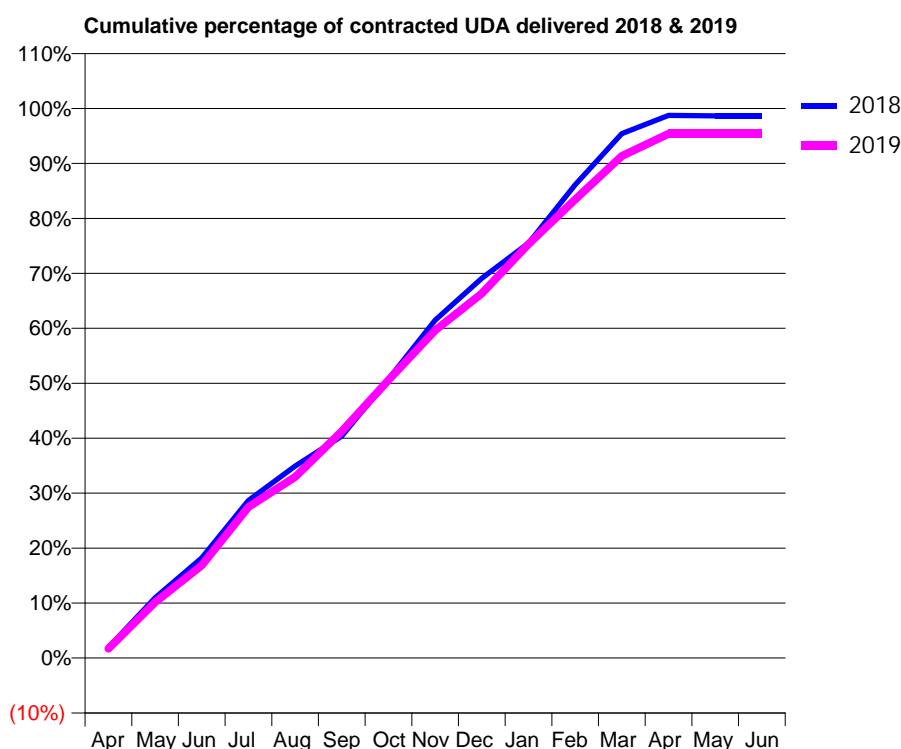
18/19 Contracted general activity (UDA)	13,200
Carry forward general activity (UDA)	435
18/19 Contracted orthodontic activity (UOA)	0
Carry forward orthodontic activity (UOA)	0
Baseline contract value	£338,089.63

### ACCESS\*

Patients seen in 24 months	Total	Change since previous quarter
Quarter ending March 2018	4,962	
Quarter ending June 2018	4,902	↓
Quarter ending September 2018	4,898	→
Quarter ending December 2018	4,904	→
Quarter ending March 2019	4,801	↓
<b>Variance since March 2018</b>	<b>(3.2%)</b>	<b>↓</b>



### ACTIVITY



Adjusted Scheduled Activity (UDA)		
Month	2018	2019
April	255	227
May	1,445	1,339
June	2,404	2,225
July	3,785	3,627
August	4,610	4,352
September	5,328	5,443
October	6,698	6,674
November	8,118	7,871
December	9,121	8,757
January	9,968	9,945
February	11,370	11,013
March	12,598	12,056
April	13,031	12,591
May	13,023	12,591
June	13,022	12,591

### QUALITY

	Quantity	Base Number	Contract	LHB	Wales
% of FP17s for the same patient ID Re-attending within 3 months - Children	54	1,328	4.1%	9.4%	10.8%
% of FP17s for the same patient ID Re-attending within 3 months - Adults	666	5,363	12.4%	14.2%	15.7%
% of FP17s for the same patient ID Re-attending between 3 & 9 months - Children	625	1,328	47.1%	56.0%	59.7%
% of FP17s for the same patient ID Re-attending between 3 & 9 months - Adults	3,029	5,363	56.5%	52.5%	55.5%
% of FP17s for Band 1 Urgent Courses	385	6,728	5.7%	9.5%	9.0%
% of FP17s Relating to Free Repair or Replacements	63	6,728	0.9%	0.8%	0.7%
% of FP17s Relating to Continuations	30	6,728	0.4%	0.6%	0.7%
% of Patients satisfied with the dentistry they have received	8	8	N/A	89.8%	92.4%
% of Patients satisfied with the time they had to wait for an appointment	8	8	N/A	87.8%	87.1%

\* This is based on patients treated on this contract for their most recent course of treatment.

Figures in italics indicate the base number of FP17s or Patient Questionnaire responses are less than 100. N/A is shown where the base number of responses is less than 10 during the period. % is calculated as Quantity/Base number\*100

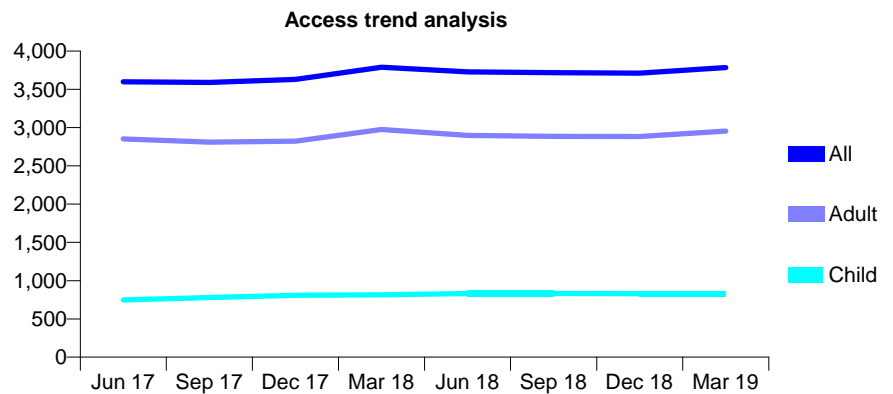
## 7A3 - Vital Signs At a Glance Contract Report for 177415/0001 - Year end March 2019

Name or company name	Ty Gwyn Dental Practice Limited
Contract type name	GDS Contract
Purpose of contract	General
Contract start date	01/10/2008
Contract end date	

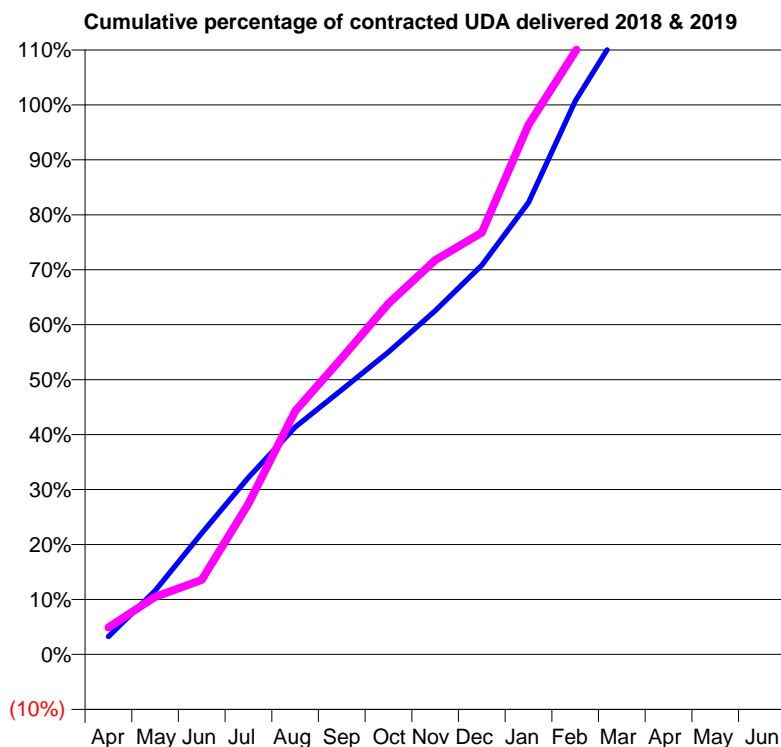
18/19 Contracted general activity (UDA)	8,250
Carry forward general activity (UDA)	-29
18/19 Contracted orthodontic activity (UOA)	0
Carry forward orthodontic activity (UOA)	0
Baseline contract value	£211,451.60

### ACCESS\*

Patients seen in 24 months	Total	Change since previous quarter
Quarter ending March 2018	3,789	
Quarter ending June 2018	3,729	↓
Quarter ending September 2018	3,716	→
Quarter ending December 2018	3,711	→
Quarter ending March 2019	3,784	→
<b>Variance since March 2018</b>	<b>(0.1%)</b>	<b>→</b>



### ACTIVITY



Adjusted Scheduled Activity (UDA)		
Month	2018	2019
April	267	406
May	958	864
June	1,820	1,119
July	2,655	2,263
August	3,412	3,652
September	3,972	4,447
October	4,539	5,269
November	5,161	5,920
December	5,842	6,332
January	6,785	7,950
February	8,308	9,048
March	9,430	9,983
April	10,099	10,070
May	10,099	10,075
June	10,099	10,075

### QUALITY

	Quantity	Base Number	Contract	LHB	Wales
% of FP17s for the same patient ID Re-attending within 3 months - Children	73	946	7.7%	9.4%	10.8%
% of FP17s for the same patient ID Re-attending within 3 months - Adults	501	3,549	14.1%	14.2%	15.7%
% of FP17s for the same patient ID Re-attending between 3 & 9 months - Children	339	946	35.8%	56.0%	59.7%
% of FP17s for the same patient ID Re-attending between 3 & 9 months - Adults	1,408	3,549	39.7%	52.5%	55.5%
% of FP17s for Band 1 Urgent Courses	427	4,323	9.9%	9.5%	9.0%
% of FP17s Relating to Free Repair or Replacements	34	4,323	0.8%	0.8%	0.7%
% of FP17s Relating to Continuations	9	4,323	0.2%	0.6%	0.7%
% of Patients satisfied with the dentistry they have received	8	8	N/A	89.8%	92.4%
% of Patients satisfied with the time they had to wait for an appointment	7	8	N/A	87.8%	87.1%

\* This is based on patients treated on this contract for their most recent course of treatment. Figures in italics indicate the base number of FP17s or Patient Questionnaire responses are less than 100. N/A is shown where the base number of responses is less than 10 during the period. % is calculated as Quantity/Base number\*100



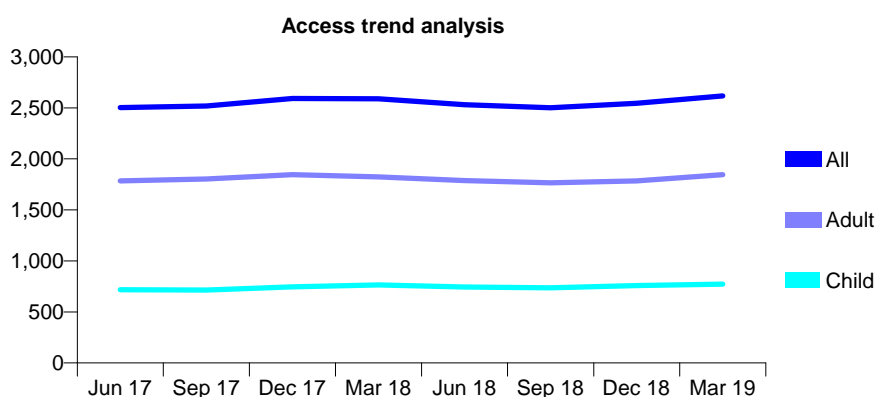
## 7A3 - Vital Signs At a Glance Contract Report for 177997/0001 - Year end March 2019

Name or company name	B Jones
Contract type name	GDS Contract
Purpose of contract	General
Contract start date	01/04/2015
Contract end date	31/03/2019

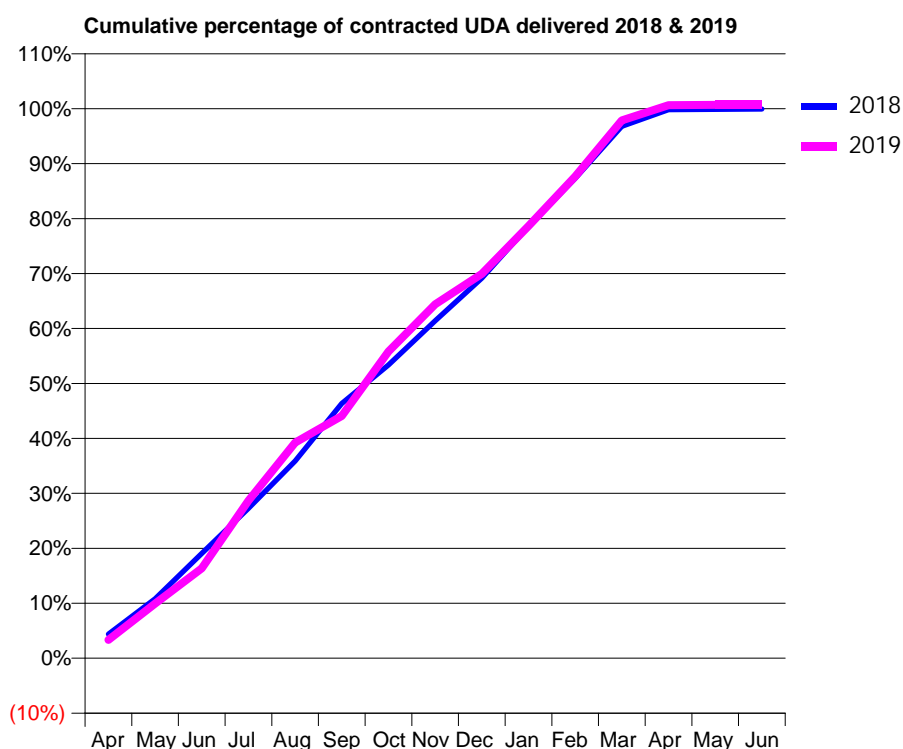
18/19 Contracted general activity (UDA)	6,644
Carry forward general activity (UDA)	-17
18/19 Contracted orthodontic activity (UOA)	0
Carry forward orthodontic activity (UOA)	0
Baseline contract value	£179,592.49

### ACCESS\*

Patients seen in 24 months	Total	Change since previous quarter
Quarter ending March 2018	2,589	
Quarter ending June 2018	2,532	↓
Quarter ending September 2018	2,501	↓
Quarter ending December 2018	2,544	→
Quarter ending March 2019	2,617	↑
<b>Variance since March 2018</b>	<b>1.1%</b>	<b>→</b>



### ACTIVITY



Adjusted Scheduled Activity (UDA)		
Month	2018	2019
April	292	221
May	718	662
June	1,267	1,086
July	1,811	1,905
August	2,385	2,607
September	3,078	2,929
October	3,546	3,707
November	4,080	4,279
December	4,594	4,646
January	5,224	5,224
February	5,803	5,824
March	6,431	6,502
April	6,632	6,685
May	6,636	6,691
June	6,641	6,691

### QUALITY

	Quantity	Base Number	Contract	LHB	Wales
% of FP17s for the same patient ID Re-attending within 3 months - Children	39	1,097	3.6%	9.4%	10.8%
% of FP17s for the same patient ID Re-attending within 3 months - Adults	202	2,626	7.7%	14.2%	15.7%
% of FP17s for the same patient ID Re-attending between 3 & 9 months - Children	469	1,097	42.8%	56.0%	59.7%
% of FP17s for the same patient ID Re-attending between 3 & 9 months - Adults	1,128	2,626	43.0%	52.5%	55.5%
% of FP17s for Band 1 Urgent Courses	245	3,729	6.6%	9.5%	9.0%
% of FP17s Relating to Free Repair or Replacements	28	3,729	0.8%	0.8%	0.7%
% of FP17s Relating to Continuations	27	3,729	0.7%	0.6%	0.7%
% of Patients satisfied with the dentistry they have received	4	4	N/A	89.8%	92.4%
% of Patients satisfied with the time they had to wait for an appointment	4	4	N/A	87.8%	87.1%

\* This is based on patients treated on this contract for their most recent course of treatment. Figures in italics indicate the base number of FP17s or Patient Questionnaire responses are less than 100. N/A is shown where the base number of responses is less than 10 during the period. % is calculated as Quantity/Base number\*100

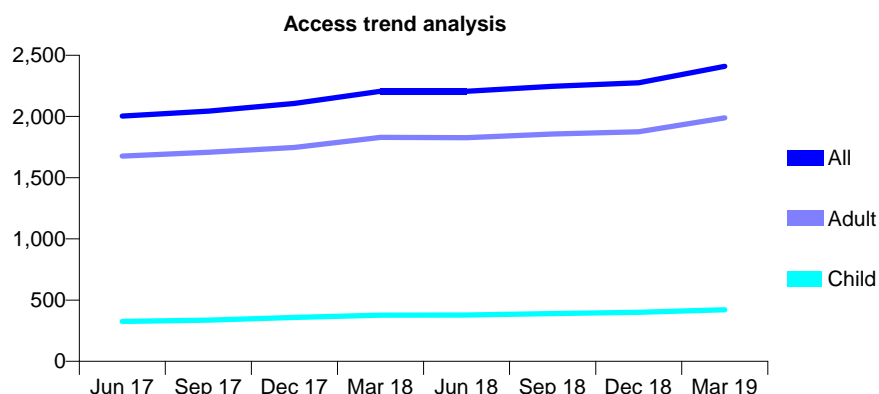
## 7A3 - Vital Signs At a Glance Contract Report for 178624/0001 - Year end March 2019

Name or company name	C Hancock
Contract type name	GDS Contract
Purpose of contract	General
Contract start date	01/04/2014
Contract end date	

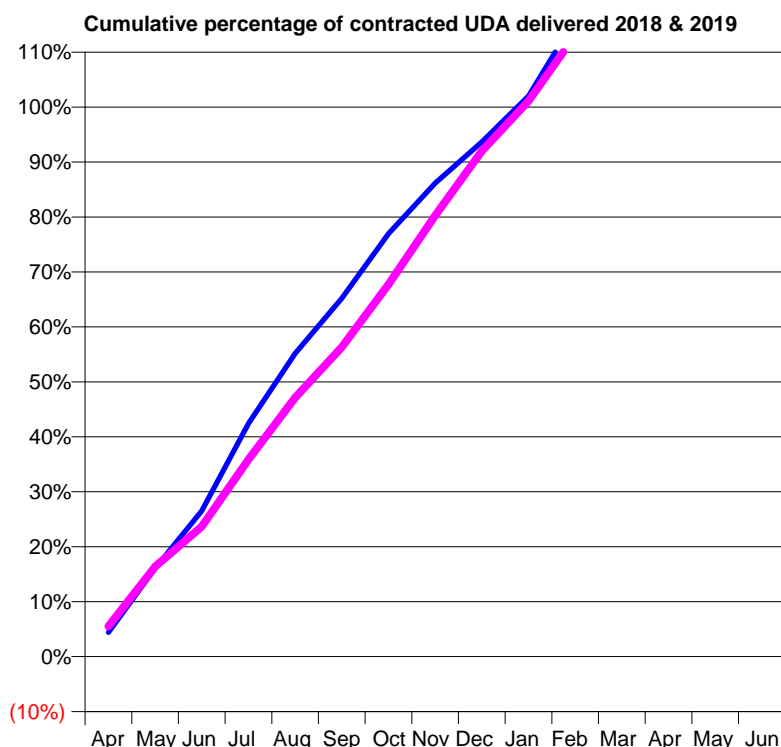
18/19 Contracted general activity (UDA)	5,906
Carry forward general activity (UDA)	0
18/19 Contracted orthodontic activity (UOA)	0
Carry forward orthodontic activity (UOA)	0
Baseline contract value	£151,547.54

### ACCESS\*

Patients seen in 24 months	Total	Change since previous quarter
Quarter ending March 2018	2,206	
Quarter ending June 2018	2,205	→
Quarter ending September 2018	2,247	→
Quarter ending December 2018	2,275	→
Quarter ending March 2019	2,410	↑
<b>Variance since March 2018</b>	<b>9.2%</b>	<b>↑</b>



### ACTIVITY



Month	Adjusted Scheduled Activity (UDA)	
	2018	2019
April	260	326
May	951	968
June	1,566	1,398
July	2,505	2,119
August	3,258	2,784
September	3,850	3,326
October	4,545	3,999
November	5,089	4,742
December	5,530	5,432
January	6,024	5,971
February	6,845	6,680
March	7,849	7,788
April	8,206	8,078
May	8,212	8,061
June	8,215	8,041

### QUALITY

	Quantity	Base Number	Contract	LHB	Wales
% of FP17s for the same patient ID Re-attending within 3 months - Children	45	609	7.4%	9.4%	10.8%
% of FP17s for the same patient ID Re-attending within 3 months - Adults	375	3,105	12.1%	14.2%	15.7%
% of FP17s for the same patient ID Re-attending between 3 & 9 months - Children	331	609	54.4%	56.0%	59.7%
% of FP17s for the same patient ID Re-attending between 3 & 9 months - Adults	1,817	3,105	58.5%	52.5%	55.5%
% of FP17s for Band 1 Urgent Courses	199	3,664	5.4%	9.5%	9.0%
% of FP17s Relating to Free Repair or Replacements	21	3,664	0.6%	0.8%	0.7%
% of FP17s Relating to Continuations	0	3,664	0.0%	0.6%	0.7%
% of Patients satisfied with the dentistry they have received	11	11	100.0%	89.8%	92.4%
% of Patients satisfied with the time they had to wait for an appointment	10	11	90.9%	87.8%	87.1%

\* This is based on patients treated on this contract for their most recent course of treatment.  
 Figures in *italics* indicate the base number of FP17s or Patient Questionnaire responses are less than 100. N/A is shown where the base number of responses is less than 10 during the period. % is calculated as Quantity/Base number\*100

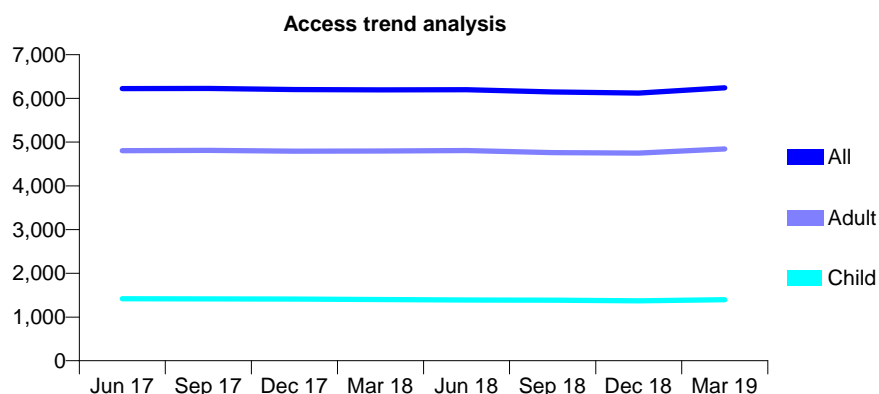
## 7A3 - Vital Signs At a Glance Contract Report for 179310/0001 - Year end March 2019

Name or company name	West Coast Dental Care Ltd
Contract type name	GDS Contract
Purpose of contract	General
Contract start date	01/04/2010
Contract end date	

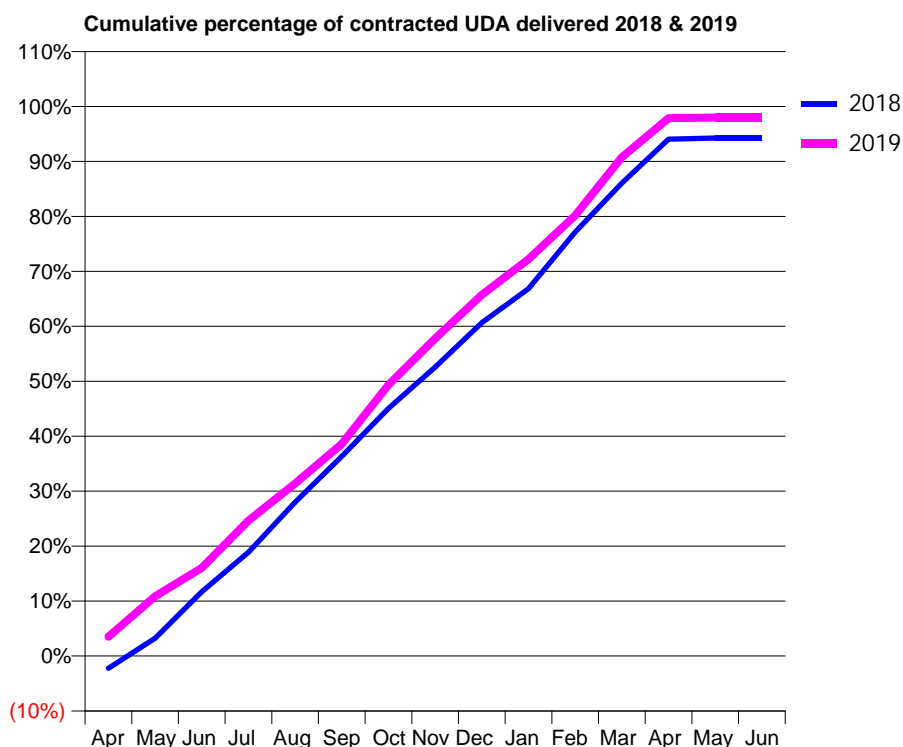
18/19 Contracted general activity (UDA)	22,023
Carry forward general activity (UDA)	0
18/19 Contracted orthodontic activity (UOA)	0
Carry forward orthodontic activity (UOA)	0
Baseline contract value	£535,785.49

### ACCESS\*

Patients seen in 24 months	Total	Change since previous quarter
Quarter ending March 2018	6,197	
Quarter ending June 2018	6,198	→
Quarter ending September 2018	6,148	→
Quarter ending December 2018	6,119	→
Quarter ending March 2019	6,242	↑
<b>Variance since March 2018</b>	<b>0.7%</b>	<b>→</b>



### ACTIVITY



Adjusted Scheduled Activity (UDA)		
Month	2018	2019
April	-494	773
May	721	2,399
June	2,573	3,531
July	4,159	5,428
August	6,167	6,916
September	8,002	8,500
October	9,926	10,866
November	11,578	12,728
December	13,358	14,468
January	14,723	15,903
February	16,990	17,662
March	18,949	19,983
April	20,714	21,551
May	20,759	21,576
June	20,757	21,576

### QUALITY

	Quantity	Base Number	Contract	LHB	Wales
% of FP17s for the same patient ID Re-attending within 3 months - Children	137	2,272	6.0%	9.4%	10.8%
% of FP17s for the same patient ID Re-attending within 3 months - Adults	840	7,765	10.8%	14.2%	15.7%
% of FP17s for the same patient ID Re-attending between 3 & 9 months - Children	1,491	2,272	65.6%	56.0%	59.7%
% of FP17s for the same patient ID Re-attending between 3 & 9 months - Adults	5,060	7,765	65.2%	52.5%	55.5%
% of FP17s for Band 1 Urgent Courses	640	9,934	6.4%	9.5%	9.0%
% of FP17s Relating to Free Repair or Replacements	9	9,934	0.1%	0.8%	0.7%
% of FP17s Relating to Continuations	15	9,934	0.2%	0.6%	0.7%
% of Patients satisfied with the dentistry they have received	19	21	90.5%	89.8%	92.4%
% of Patients satisfied with the time they had to wait for an appointment	21	21	100.0%	87.8%	87.1%

\* This is based on patients treated on this contract for their most recent course of treatment.

Figures in italics indicate the base number of FP17s or Patient Questionnaire responses are less than 100. N/A is shown where the base number of responses is less than 10 during the period. % is calculated as Quantity/Base number\*100

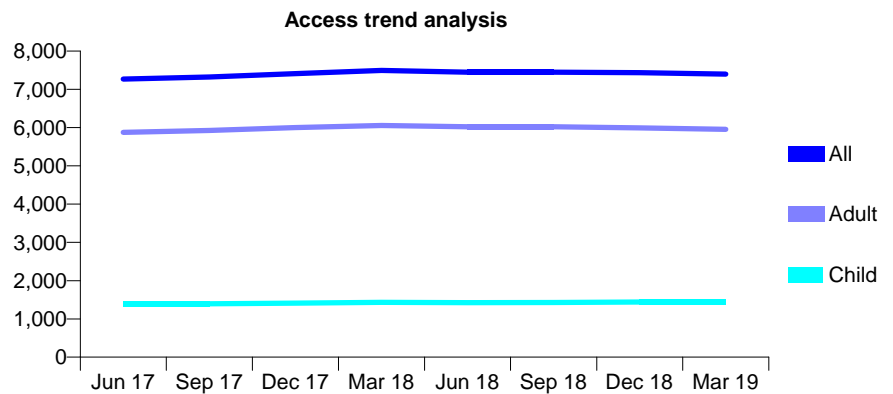
## 7A3 - Vital Signs At a Glance Contract Report for 180734/0001 - Year end March 2019

Name or company name	Andrew J R Turpy & E. Sarah Turpy
Contract type name	GDS Contract
Purpose of contract	General
Contract start date	19/06/2009
Contract end date	31/03/2019

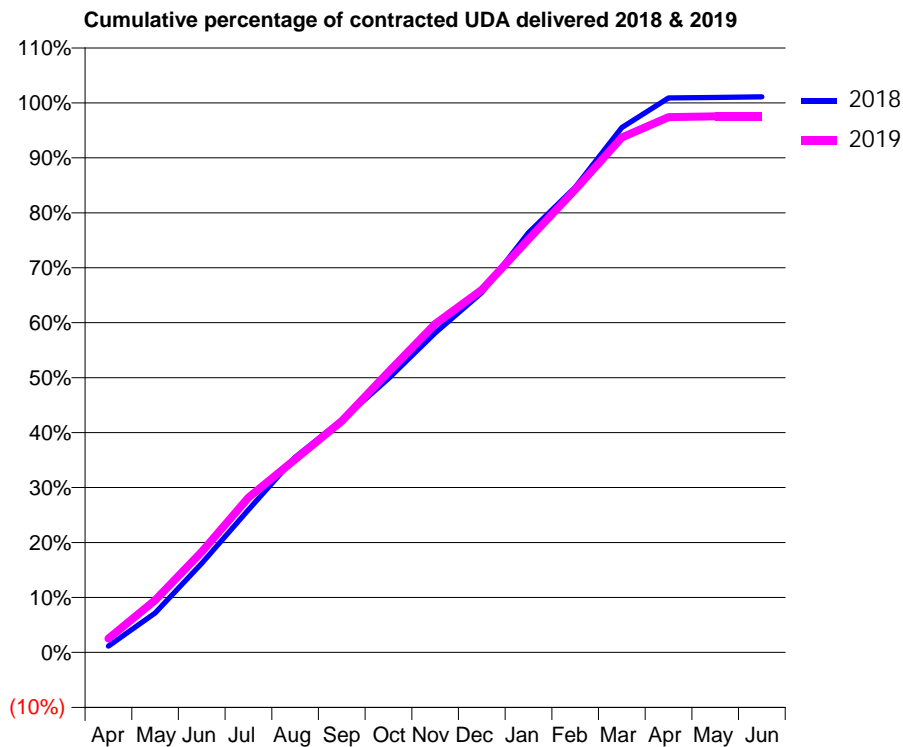
18/19 Contracted general activity (UDA)	21,735
Carry forward general activity (UDA)	0
18/19 Contracted orthodontic activity (UOA)	0
Carry forward orthodontic activity (UOA)	0
Baseline contract value	£557,462.35

### ACCESS\*

Patients seen in 24 months	Total	Change since previous quarter
Quarter ending March 2018	7,492	
Quarter ending June 2018	7,446	→
Quarter ending September 2018	7,448	→
Quarter ending December 2018	7,435	→
Quarter ending March 2019	7,398	→
<b>Variance since March 2018</b>	<b>(1.3%)</b>	<b>↓</b>



### ACTIVITY



Adjusted Scheduled Activity (UDA)		
Month	2018	2019
April	248	550
May	1,559	2,064
June	3,520	3,982
July	5,639	6,127
August	7,717	7,634
September	9,189	9,150
October	10,835	11,096
November	12,637	12,993
December	14,231	14,341
January	16,600	16,345
February	18,395	18,312
March	20,758	20,368
April	21,929	21,169
May	21,947	21,200
June	21,970	21,201

### QUALITY

	Quantity	Base Number	Contract	LHB	Wales
% of FP17s for the same patient ID Re-attending within 3 months - Children	117	1,847	6.3%	9.4%	10.8%
% of FP17s for the same patient ID Re-attending within 3 months - Adults	1,231	8,561	14.4%	14.2%	15.7%
% of FP17s for the same patient ID Re-attending between 3 & 9 months - Children	837	1,847	45.3%	56.0%	59.7%
% of FP17s for the same patient ID Re-attending between 3 & 9 months - Adults	4,722	8,561	55.2%	52.5%	55.5%
% of FP17s for Band 1 Urgent Courses	1,037	10,301	10.1%	9.5%	9.0%
% of FP17s Relating to Free Repair or Replacements	45	10,301	0.4%	0.8%	0.7%
% of FP17s Relating to Continuations	18	10,301	0.2%	0.6%	0.7%
% of Patients satisfied with the dentistry they have received	11	13	84.6%	89.8%	92.4%
% of Patients satisfied with the time they had to wait for an appointment	12	13	92.3%	87.8%	87.1%

\* This is based on patients treated on this contract for their most recent course of treatment. Figures in italics indicate the base number of FP17s or Patient Questionnaire responses are less than 100. N/A is shown where the base number of responses is less than 10 during the period. % is calculated as Quantity/Base number\*100

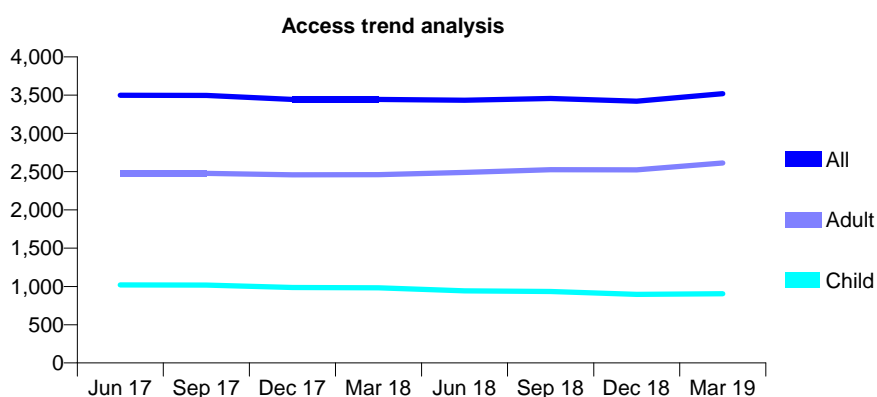
## 7A3 - Vital Signs At a Glance Contract Report for 181382/0001 - Year end March 2019

Name or company name	Cwmdulais Dental Practice
Contract type name	GDS Contract
Purpose of contract	General and Orthodontic
Contract start date	01/01/2014
Contract end date	

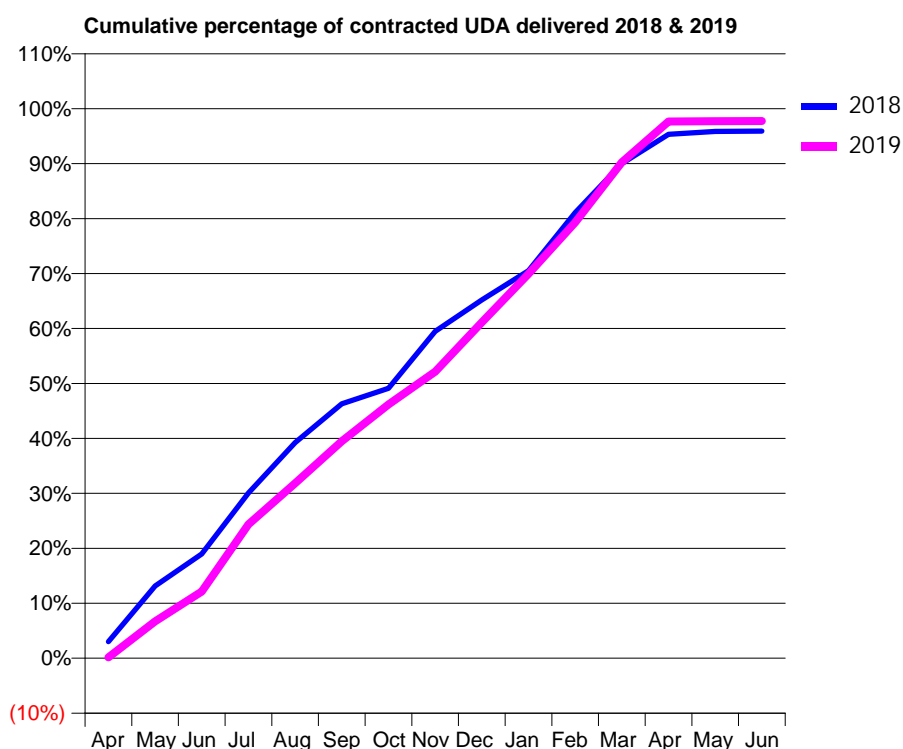
18/19 Contracted general activity (UDA)	8,575
Carry forward general activity (UDA)	296
18/19 Contracted orthodontic activity (UOA)	1,351
Carry forward orthodontic activity (UOA)	0
Baseline contract value	£431,702.33

### ACCESS\*

Patients seen in 24 months	Total	Change since previous quarter
Quarter ending March 2018	3,444	
Quarter ending June 2018	3,432	→
Quarter ending September 2018	3,457	→
Quarter ending December 2018	3,420	↓
Quarter ending March 2019	3,518	↑
<b>Variance since March 2018</b>	<b>2.1%</b>	<b>↑</b>



### ACTIVITY



Adjusted Scheduled Activity (UDA)		
Month	2018	2019
April	260	14
May	1,130	576
June	1,627	1,040
July	2,579	2,090
August	3,367	2,730
September	3,969	3,385
October	4,213	3,959
November	5,101	4,471
December	5,590	5,242
January	6,049	5,997
February	6,953	6,801
March	7,717	7,737
April	8,175	8,374
May	8,221	8,379
June	8,224	8,380

### QUALITY

	Quantity	Base Number	Contract	LHB	Wales
% of FP17s for the same patient ID Re-attending within 3 months - Children	97	1,497	6.5%	9.4%	10.8%
% of FP17s for the same patient ID Re-attending within 3 months - Adults	436	3,520	12.4%	14.2%	15.7%
% of FP17s for the same patient ID Re-attending between 3 & 9 months - Children	805	1,497	53.8%	56.0%	59.7%
% of FP17s for the same patient ID Re-attending between 3 & 9 months - Adults	1,465	3,520	41.6%	52.5%	55.5%
% of FP17s for Band 1 Urgent Courses	518	4,794	10.8%	9.5%	9.0%
% of FP17s Relating to Free Repair or Replacements	18	4,794	0.4%	0.8%	0.7%
% of FP17s Relating to Continuations	5	4,794	0.1%	0.6%	0.7%
% of Patients satisfied with the dentistry they have received	4	4	N/A	89.8%	92.4%
% of Patients satisfied with the time they had to wait for an appointment	4	4	N/A	87.8%	87.1%

\* This is based on patients treated on this contract for their most recent course of treatment.

Figures in italics indicate the base number of FP17s or Patient Questionnaire responses are less than 100. N/A is shown where the base number of responses is less than 10 during the period. % is calculated as Quantity/Base number\*100

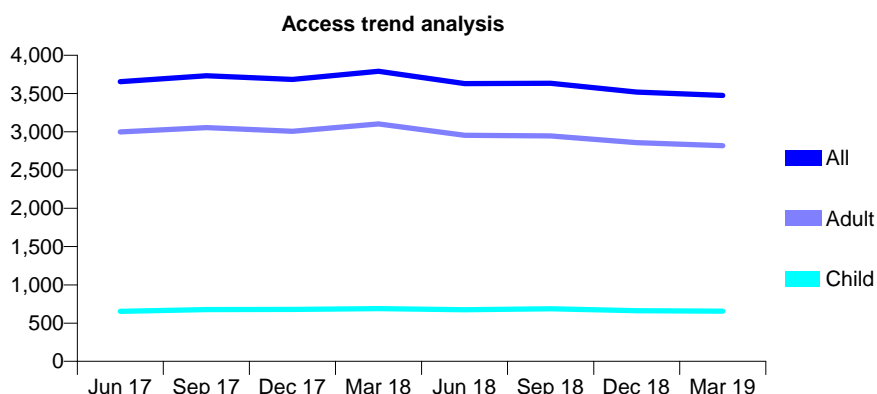
## 7A3 - Vital Signs At a Glance Contract Report for 184136/0001 - Year end March 2019

Name or company name	Glynneath Dental Practice
Contract type name	Pilot Contract
Purpose of contract	General
Contract start date	01/09/2012
Contract end date	

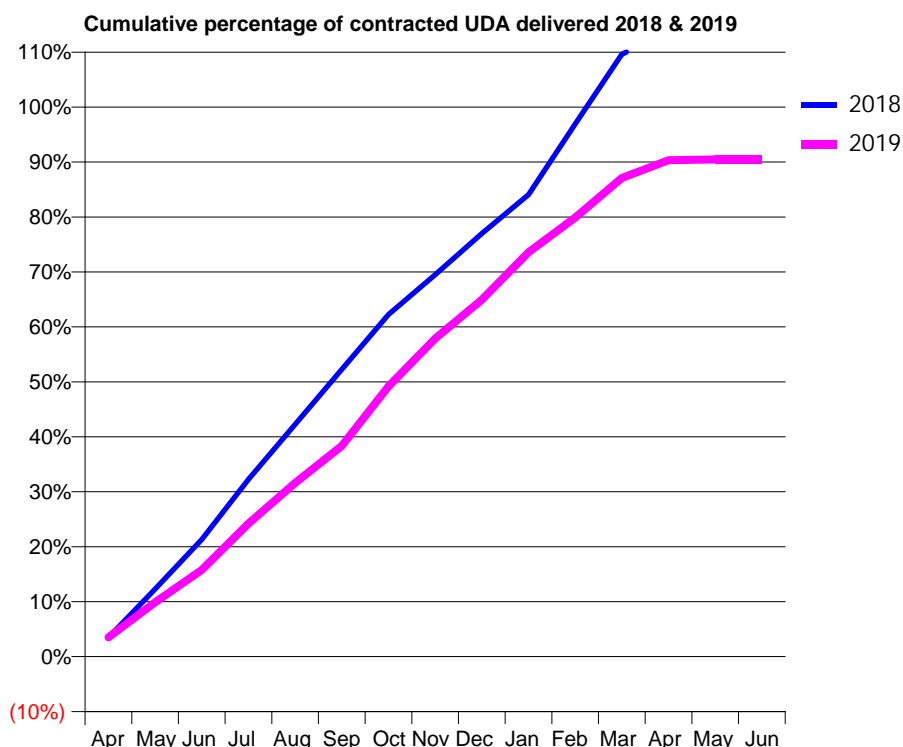
18/19 Contracted general activity (UDA)	11,323
Carry forward general activity (UDA)	0
18/19 Contracted orthodontic activity (UOA)	0
Carry forward orthodontic activity (UOA)	0
Baseline contract value	£417,406.53

### ACCESS\*

Patients seen in 24 months	Total	Change since previous quarter
Quarter ending March 2018	3,792	
Quarter ending June 2018	3,629	↓
Quarter ending September 2018	3,634	→
Quarter ending December 2018	3,518	↓
Quarter ending March 2019	3,474	↓
<b>Variance since March 2018</b>	<b>(8.4%)</b>	<b>↓</b>



### ACTIVITY



Adjusted Scheduled Activity (UDA)		
Month	2018	2019
April	369	398
May	1,309	1,121
June	2,266	1,785
July	3,428	2,742
August	4,492	3,580
September	5,551	4,343
October	6,613	5,569
November	7,381	6,554
December	8,179	7,351
January	8,928	8,334
February	10,299	9,047
March	11,644	9,861
April	12,094	10,227
May	12,094	10,246
June	12,094	10,246

### QUALITY

	Quantity	Base Number	Contract	LHB	Wales
% of FP17s for the same patient ID Re-attending within 3 months - Children	48	716	6.7%	9.4%	10.8%
% of FP17s for the same patient ID Re-attending within 3 months - Adults	436	3,237	13.5%	14.2%	15.7%
% of FP17s for the same patient ID Re-attending between 3 & 9 months - Children	188	716	26.3%	56.0%	59.7%
% of FP17s for the same patient ID Re-attending between 3 & 9 months - Adults	1,215	3,237	37.5%	52.5%	55.5%
% of FP17s for Band 1 Urgent Courses	384	3,960	9.7%	9.5%	9.0%
% of FP17s Relating to Free Repair or Replacements	48	3,960	1.2%	0.8%	0.7%
% of FP17s Relating to Continuations	20	3,960	0.5%	0.6%	0.7%
% of Patients satisfied with the dentistry they have received	4	5	N/A	89.8%	92.4%
% of Patients satisfied with the time they had to wait for an appointment	3	5	N/A	87.8%	87.1%

\* This is based on patients treated on this contract for their most recent course of treatment.  
 Figures in *italics* indicate the base number of FP17s or Patient Questionnaire responses are less than 100. N/A is shown where the base number of responses is less than 10 during the period. % is calculated as Quantity/Base number\*100

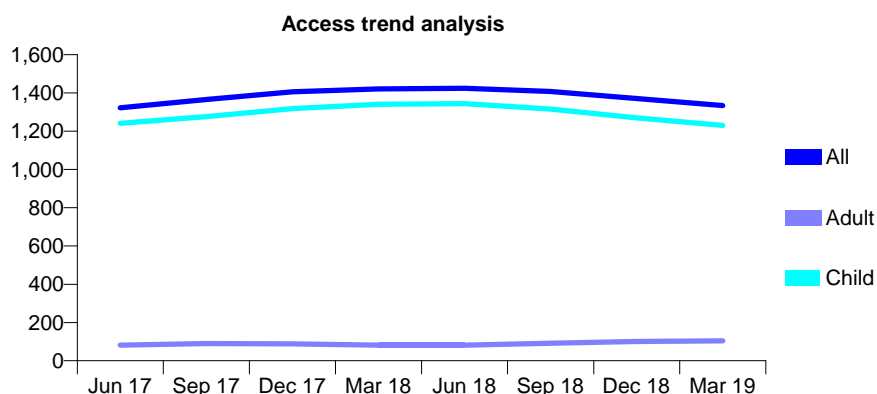
## 7A3 - Vital Signs At a Glance Contract Report for 185000/0001 - Year end March 2019

Name or company name	Howells, Harrison & Gregson
Contract type name	GDS Contract
Purpose of contract	General
Contract start date	01/04/2006
Contract end date	

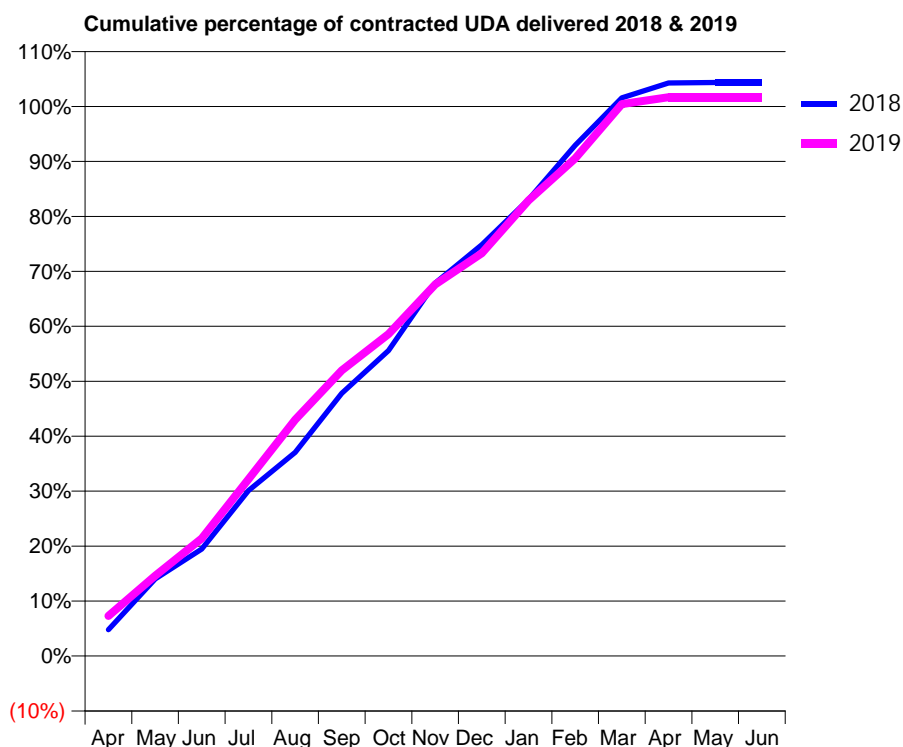
18/19 Contracted general activity (UDA)	2,576
Carry forward general activity (UDA)	0
18/19 Contracted orthodontic activity (UOA)	0
Carry forward orthodontic activity (UOA)	0
Baseline contract value	£56,360.05

### ACCESS\*

Patients seen in 24 months	Total	Change since previous quarter
Quarter ending March 2018	1,421	
Quarter ending June 2018	1,425	→
Quarter ending September 2018	1,407	↓
Quarter ending December 2018	1,371	↓
Quarter ending March 2019	1,334	↓
<b>Variance since March 2018</b>	<b>(6.1%)</b>	<b>↓</b>



### ACTIVITY



Adjusted Scheduled Activity (UDA)		
Month	2018	2019
April	124	188
May	361	377
June	501	551
July	775	829
August	955	1,108
September	1,231	1,339
October	1,432	1,509
November	1,748	1,741
December	1,927	1,888
January	2,140	2,136
February	2,394	2,333
March	2,616	2,587
April	2,686	2,620
May	2,689	2,620
June	2,689	2,620

### QUALITY

	Quantity	Base Number	Contract	LHB	Wales
% of FP17s for the same patient ID Re-attending within 3 months - Children	225	1,995	11.3%	9.4%	10.8%
% of FP17s for the same patient ID Re-attending within 3 months - Adults	1	4	25.0%	14.2%	15.7%
% of FP17s for the same patient ID Re-attending between 3 & 9 months - Children	1,251	1,995	62.7%	56.0%	59.7%
% of FP17s for the same patient ID Re-attending between 3 & 9 months - Adults	3	4	75.0%	52.5%	55.5%
% of FP17s for Band 1 Urgent Courses	158	1,973	8.0%	9.5%	9.0%
% of FP17s Relating to Free Repair or Replacements	1	1,973	0.1%	0.8%	0.7%
% of FP17s Relating to Continuations	37	1,973	1.9%	0.6%	0.7%
% of Patients satisfied with the dentistry they have received	0	0	N/A	89.8%	92.4%
% of Patients satisfied with the time they had to wait for an appointment	0	0	N/A	87.8%	87.1%

\* This is based on patients treated on this contract for their most recent course of treatment.

Figures in italics indicate the base number of FP17s or Patient Questionnaire responses are less than 100. N/A is shown where the base number of responses is less than 10 during the period. % is calculated as Quantity/Base number\*100



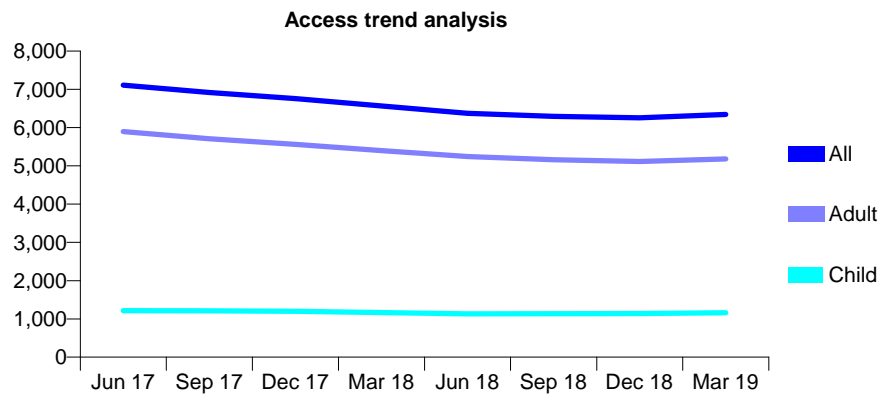
## 7A3 - Vital Signs At a Glance Contract Report for 187917/0001 - Year end March 2019

Name or company name	The Victoria Road Dental Surgery
Contract type name	GDS Contract
Purpose of contract	General
Contract start date	01/05/2012
Contract end date	

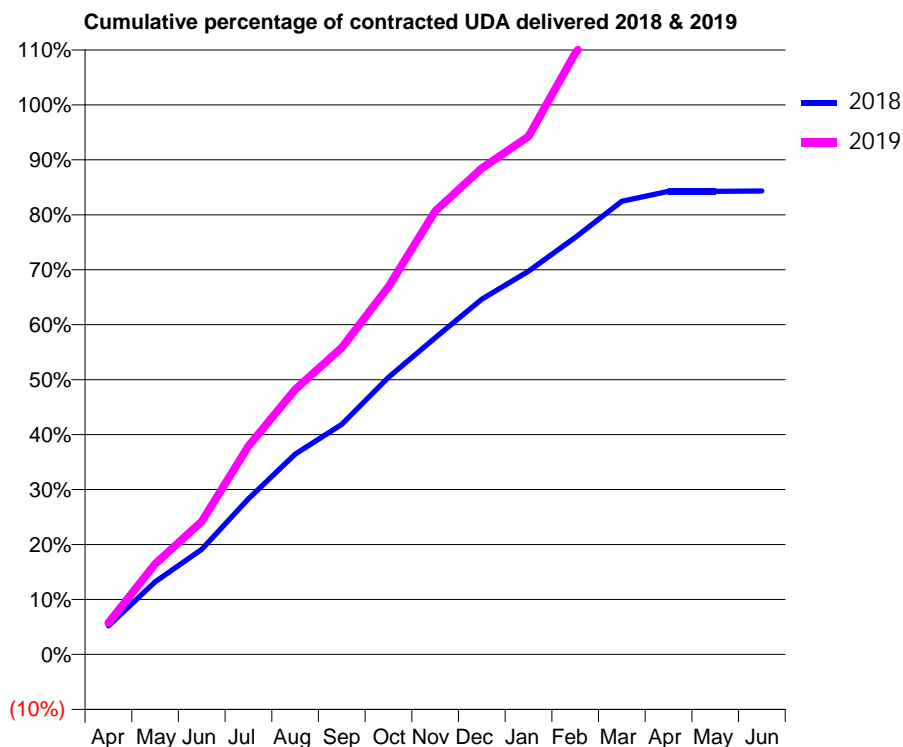
18/19 Contracted general activity (UDA)	14,459
Carry forward general activity (UDA)	0
18/19 Contracted orthodontic activity (UOA)	0
Carry forward orthodontic activity (UOA)	0
Baseline contract value	£516,370.57

### ACCESS\*

Patients seen in 24 months	Total	Change since previous quarter
Quarter ending March 2018	6,564	
Quarter ending June 2018	6,375	↓
Quarter ending September 2018	6,295	↓
Quarter ending December 2018	6,256	→
Quarter ending March 2019	6,344	→
<b>Variance since March 2018</b>	<b>(3.4%)</b>	<b>↓</b>



### ACTIVITY



Adjusted Scheduled Activity (UDA)		
Month	2018	2019
April	1,081	826
May	2,741	2,379
June	3,969	3,497
July	5,881	5,482
August	7,566	6,971
September	8,692	8,071
October	10,469	9,676
November	11,957	11,662
December	13,413	12,791
January	14,469	13,625
February	15,747	15,818
March	17,108	17,270
April	17,488	17,704
May	17,488	17,704
June	17,499	17,704

### QUALITY

	Quantity	Base Number	Contract	LHB	Wales
% of FP17s for the same patient ID Re-attending within 3 months - Children	67	1,694	4.0%	9.4%	10.8%
% of FP17s for the same patient ID Re-attending within 3 months - Adults	768	8,146	9.4%	14.2%	15.7%
% of FP17s for the same patient ID Re-attending between 3 & 9 months - Children	785	1,694	46.3%	56.0%	59.7%
% of FP17s for the same patient ID Re-attending between 3 & 9 months - Adults	4,603	8,146	56.5%	52.5%	55.5%
% of FP17s for Band 1 Urgent Courses	583	9,891	5.9%	9.5%	9.0%
% of FP17s Relating to Free Repair or Replacements	81	9,891	0.8%	0.8%	0.7%
% of FP17s Relating to Continuations	74	9,891	0.7%	0.6%	0.7%
% of Patients satisfied with the dentistry they have received	11	11	100.0%	89.8%	92.4%
% of Patients satisfied with the time they had to wait for an appointment	10	11	90.9%	87.8%	87.1%

\* This is based on patients treated on this contract for their most recent course of treatment. Figures in italics indicate the base number of FP17s or Patient Questionnaire responses are less than 100. N/A is shown where the base number of responses is less than 10 during the period. % is calculated as Quantity/Base number\*100

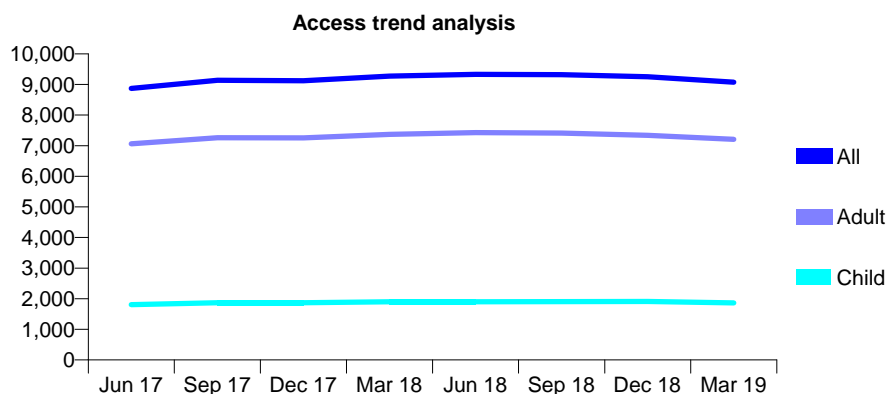
## 7A3 - Vital Signs At a Glance Contract Report for 189693/0001 - Year end March 2019

Name or company name	Hall, Hopkins & Thorne of Llynfi Dental Prac
Contract type name	GDS Contract
Purpose of contract	General
Contract start date	10/08/2011
Contract end date	31/03/2019

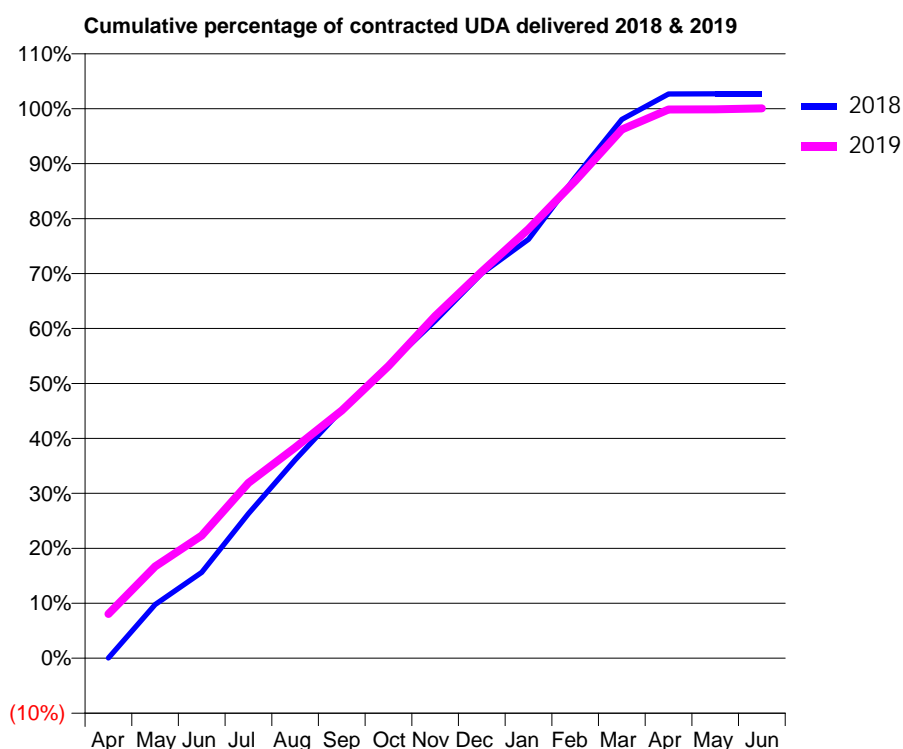
18/19 Contracted general activity (UDA)	23,993
Carry forward general activity (UDA)	-646
18/19 Contracted orthodontic activity (UOA)	0
Carry forward orthodontic activity (UOA)	0
Baseline contract value	£632,625.96

### ACCESS\*

Patients seen in 24 months	Total	Change since previous quarter
Quarter ending March 2018	9,273	
Quarter ending June 2018	9,332	→
Quarter ending September 2018	9,319	→
Quarter ending December 2018	9,252	→
Quarter ending March 2019	9,072	↓
<b>Variance since March 2018</b>	<b>(2.2%)</b>	<b>↓</b>



### ACTIVITY



Adjusted Scheduled Activity (UDA)		
Month	2018	2019
April	16	1,934
May	2,341	4,010
June	3,749	5,358
July	6,315	7,656
August	8,662	9,194
September	10,841	10,815
October	12,793	12,753
November	14,732	14,945
December	16,803	16,875
January	18,289	18,734
February	20,990	20,840
March	23,518	23,081
April	24,632	23,954
May	24,640	23,964
June	24,639	24,005

### QUALITY

	Quantity	Base Number	Contract	LHB	Wales
% of FP17s for the same patient ID Re-attending within 3 months - Children	168	2,817	6.0%	9.4%	10.8%
% of FP17s for the same patient ID Re-attending within 3 months - Adults	1,087	9,816	11.1%	14.2%	15.7%
% of FP17s for the same patient ID Re-attending between 3 & 9 months - Children	1,622	2,817	57.6%	56.0%	59.7%
% of FP17s for the same patient ID Re-attending between 3 & 9 months - Adults	4,909	9,816	50.0%	52.5%	55.5%
% of FP17s for Band 1 Urgent Courses	1,603	12,614	12.7%	9.5%	9.0%
% of FP17s Relating to Free Repair or Replacements	133	12,614	1.1%	0.8%	0.7%
% of FP17s Relating to Continuations	24	12,614	0.2%	0.6%	0.7%
% of Patients satisfied with the dentistry they have received	19	20	95.0%	89.8%	92.4%
% of Patients satisfied with the time they had to wait for an appointment	16	20	80.0%	87.8%	87.1%

\* This is based on patients treated on this contract for their most recent course of treatment. Figures in italics indicate the base number of FP17s or Patient Questionnaire responses are less than 100. N/A is shown where the base number of responses is less than 10 during the period. % is calculated as Quantity/Base number\*100

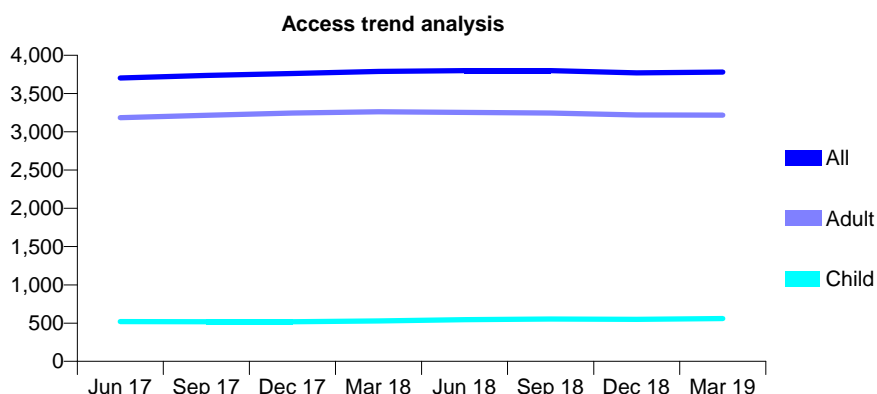
## 7A3 - Vital Signs At a Glance Contract Report for 189839/0001 - Year end March 2019

Name or company name	Sketty Road Dental
Contract type name	GDS Contract
Purpose of contract	General
Contract start date	01/03/2015
Contract end date	

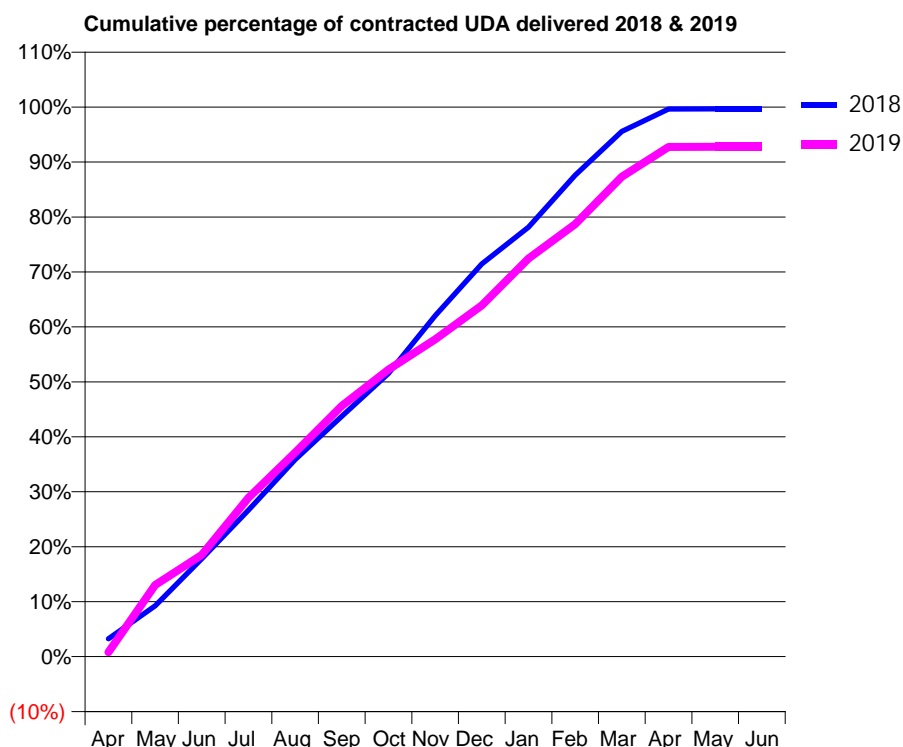
18/19 Contracted general activity (UDA)	12,500
Carry forward general activity (UDA)	40
18/19 Contracted orthodontic activity (UOA)	0
Carry forward orthodontic activity (UOA)	0
Baseline contract value	£320,529.67

### ACCESS\*

Patients seen in 24 months	Total	Change since previous quarter
Quarter ending March 2018	3,789	
Quarter ending June 2018	3,798	→
Quarter ending September 2018	3,798	→
Quarter ending December 2018	3,769	→
Quarter ending March 2019	3,779	→
<b>Variance since March 2018</b>	<b>(0.3%)</b>	<b>→</b>



### ACTIVITY



Adjusted Scheduled Activity (UDA)		
Month	2018	2019
April	409	103
May	1,159	1,632
June	2,228	2,314
July	3,332	3,616
August	4,485	4,642
September	5,469	5,703
October	6,440	6,530
November	7,755	7,216
December	8,931	7,990
January	9,769	9,057
February	10,953	9,838
March	11,944	10,914
April	12,453	11,593
May	12,460	11,594
June	12,460	11,594

### QUALITY

	Quantity	Base Number	Contract	LHB	Wales
% of FP17s for the same patient ID Re-attending within 3 months - Children	75	882	8.5%	9.4%	10.8%
% of FP17s for the same patient ID Re-attending within 3 months - Adults	957	5,342	17.9%	14.2%	15.7%
% of FP17s for the same patient ID Re-attending between 3 & 9 months - Children	558	882	63.3%	56.0%	59.7%
% of FP17s for the same patient ID Re-attending between 3 & 9 months - Adults	3,190	5,342	59.7%	52.5%	55.5%
% of FP17s for Band 1 Urgent Courses	363	6,245	5.8%	9.5%	9.0%
% of FP17s Relating to Free Repair or Replacements	40	6,245	0.6%	0.8%	0.7%
% of FP17s Relating to Continuations	160	6,245	2.6%	0.6%	0.7%
% of Patients satisfied with the dentistry they have received	33	36	91.7%	89.8%	92.4%
% of Patients satisfied with the time they had to wait for an appointment	31	36	86.1%	87.8%	87.1%

\* This is based on patients treated on this contract for their most recent course of treatment.  
 Figures in *italics* indicate the base number of FP17s or Patient Questionnaire responses are less than 100. N/A is shown where the base number of responses is less than 10 during the period. % is calculated as Quantity/Base number\*100

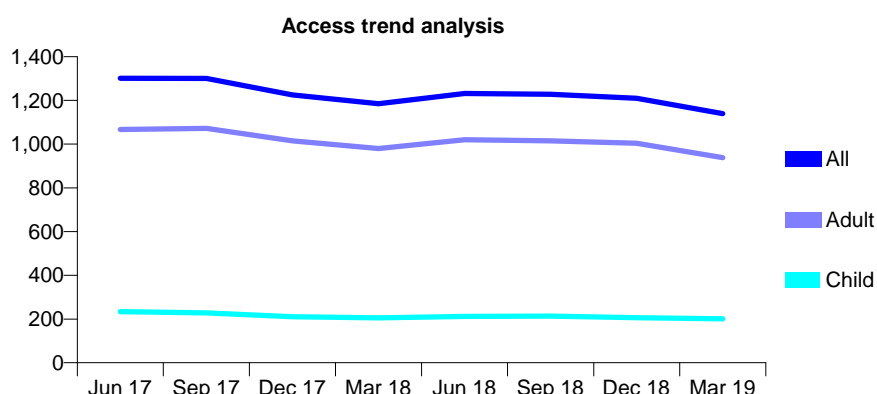
## 7A3 - Vital Signs At a Glance Contract Report for 193399/0001 - Year end March 2019

Name or company name	Dr Roach Price Dental Practice
Contract type name	GDS Contract
Purpose of contract	General
Contract start date	31/03/2014
Contract end date	31/03/2019

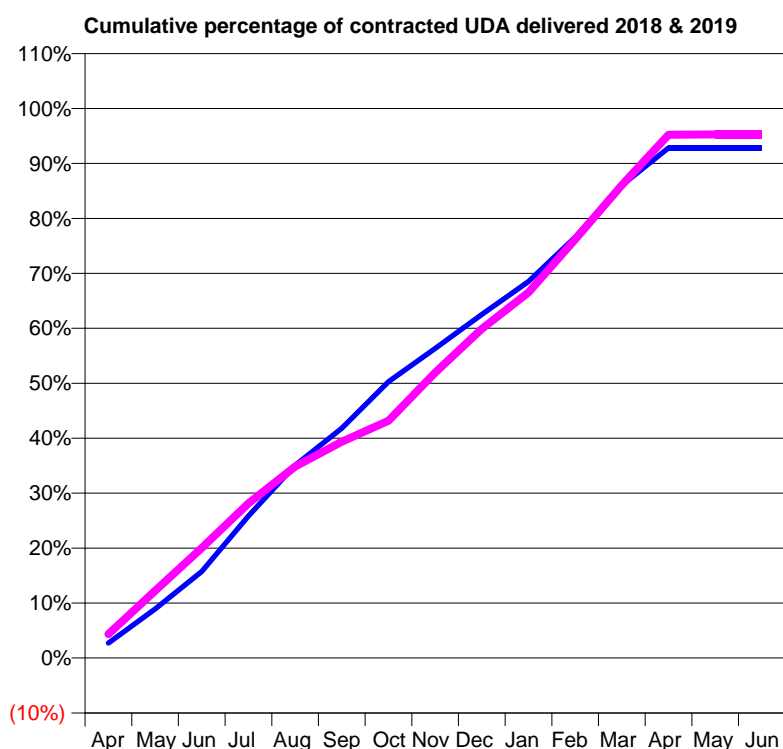
18/19 Contracted general activity (UDA)	4,592
Carry forward general activity (UDA)	0
18/19 Contracted orthodontic activity (UOA)	0
Carry forward orthodontic activity (UOA)	0
Baseline contract value	£117,676.89

### ACCESS\*

Patients seen in 24 months	Total	Change since previous quarter
Quarter ending March 2018	1,185	
Quarter ending June 2018	1,232	↑
Quarter ending September 2018	1,228	→
Quarter ending December 2018	1,210	↓
Quarter ending March 2019	1,139	↓
<b>Variance since March 2018</b>	<b>(3.9%)</b>	<b>↓</b>



### ACTIVITY



Adjusted Scheduled Activity (UDA)		
Month	2018	2019
April	126	200
May	409	562
June	723	920
July	1,187	1,292
August	1,611	1,601
September	1,920	1,807
October	2,309	1,983
November	2,587	2,385
December	2,872	2,750
January	3,147	3,055
February	3,516	3,498
March	3,949	3,951
April	4,262	4,372
May	4,262	4,374
June	4,262	4,374

### QUALITY

	Quantity	Base Number	Contract	LHB	Wales
% of FP17s for the same patient ID Re-attending within 3 months - Children	33	318	10.4%	9.4%	10.8%
% of FP17s for the same patient ID Re-attending within 3 months - Adults	260	1,622	16.0%	14.2%	15.7%
% of FP17s for the same patient ID Re-attending between 3 & 9 months - Children	172	318	54.1%	56.0%	59.7%
% of FP17s for the same patient ID Re-attending between 3 & 9 months - Adults	907	1,622	55.9%	52.5%	55.5%
% of FP17s for Band 1 Urgent Courses	170	1,940	8.8%	9.5%	9.0%
% of FP17s Relating to Free Repair or Replacements	7	1,940	0.4%	0.8%	0.7%
% of FP17s Relating to Continuations	18	1,940	0.9%	0.6%	0.7%
% of Patients satisfied with the dentistry they have received	2	2	N/A	89.8%	92.4%
% of Patients satisfied with the time they had to wait for an appointment	2	2	N/A	87.8%	87.1%

\* This is based on patients treated on this contract for their most recent course of treatment.

Figures in italics indicate the base number of FP17s or Patient Questionnaire responses are less than 100. N/A is shown where the base number of responses is less than 10 during the period. % is calculated as Quantity/Base number\*100

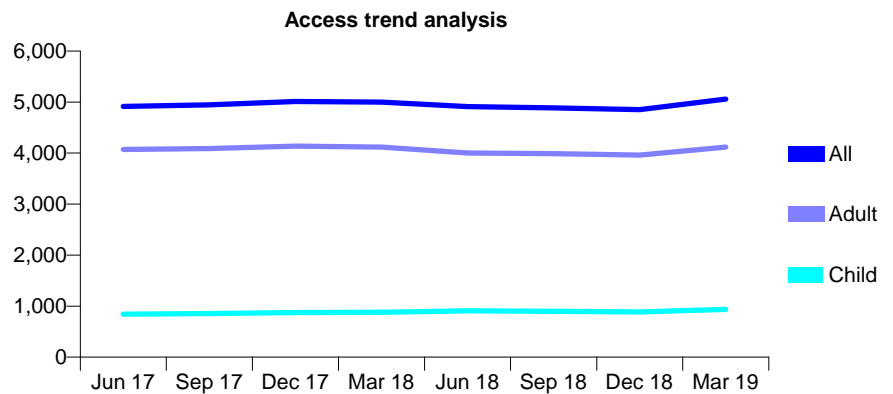
## 7A3 - Vital Signs At a Glance Contract Report for 195006/0001 - Year end March 2019

Name or company name	Heronpalm Limited
Contract type name	GDS Contract
Purpose of contract	General
Contract start date	01/02/2007
Contract end date	

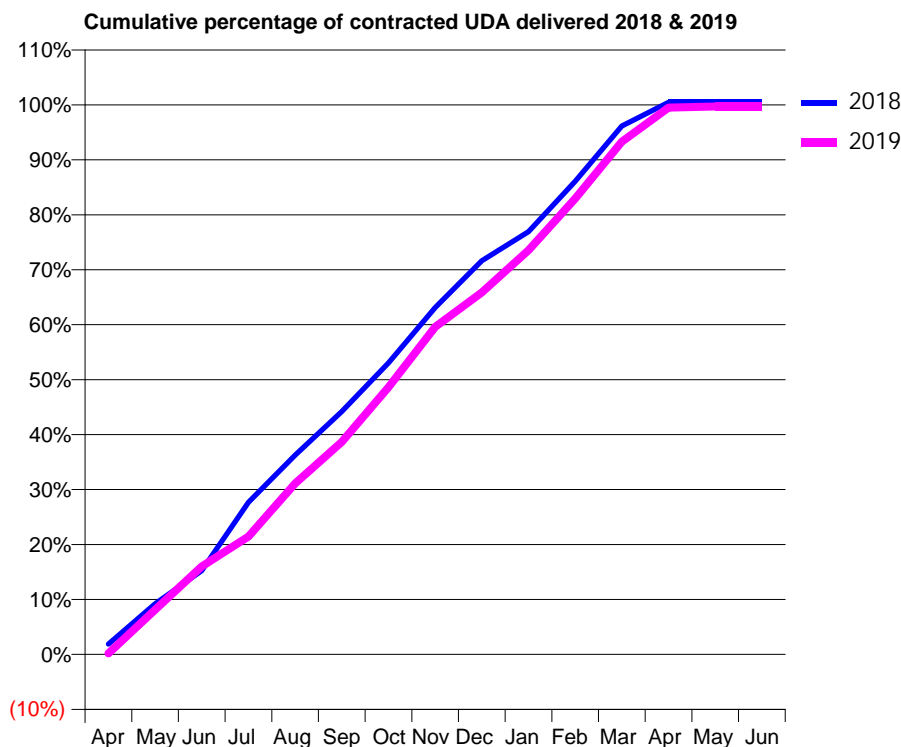
18/19 Contracted general activity (UDA)	14,790
Carry forward general activity (UDA)	0
18/19 Contracted orthodontic activity (UOA)	0
Carry forward orthodontic activity (UOA)	0
Baseline contract value	£379,220.77

### ACCESS\*

Patients seen in 24 months	Total	Change since previous quarter
Quarter ending March 2018	5,001	
Quarter ending June 2018	4,910	↓
Quarter ending September 2018	4,886	→
Quarter ending December 2018	4,850	→
Quarter ending March 2019	5,058	↑
<b>Variance since March 2018</b>	<b>1.1%</b>	<b>→</b>



### ACTIVITY



Adjusted Scheduled Activity (UDA)		
Month	2018	2019
April	279	32
May	1,362	1,205
June	2,256	2,368
July	4,093	3,174
August	5,364	4,601
September	6,536	5,720
October	7,847	7,192
November	9,338	8,817
December	10,592	9,744
January	11,377	10,878
February	12,735	12,268
March	14,220	13,797
April	14,856	14,718
May	14,856	14,746
June	14,856	14,746

### QUALITY

	Quantity	Base Number	Contract	LHB	Wales
% of FP17s for the same patient ID Re-attending within 3 months - Children	54	1,247	4.3%	9.4%	10.8%
% of FP17s for the same patient ID Re-attending within 3 months - Adults	628	5,791	10.8%	14.2%	15.7%
% of FP17s for the same patient ID Re-attending between 3 & 9 months - Children	561	1,247	45.0%	56.0%	59.7%
% of FP17s for the same patient ID Re-attending between 3 & 9 months - Adults	3,243	5,791	56.0%	52.5%	55.5%
% of FP17s for Band 1 Urgent Courses	332	7,139	4.7%	9.5%	9.0%
% of FP17s Relating to Free Repair or Replacements	109	7,139	1.5%	0.8%	0.7%
% of FP17s Relating to Continuations	70	7,139	1.0%	0.6%	0.7%
% of Patients satisfied with the dentistry they have received	14	15	93.3%	89.8%	92.4%
% of Patients satisfied with the time they had to wait for an appointment	15	15	100.0%	87.8%	87.1%

\* This is based on patients treated on this contract for their most recent course of treatment. Figures in italics indicate the base number of FP17s or Patient Questionnaire responses are less than 100. N/A is shown where the base number of responses is less than 10 during the period. % is calculated as Quantity/Base number\*100

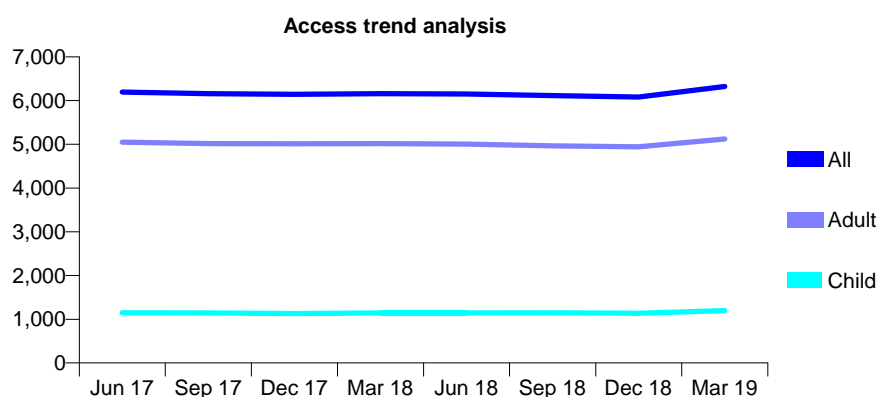
## 7A3 - Vital Signs At a Glance Contract Report for 195006/0002 - Year end March 2019

Name or company name	R Elliott and Associates
Contract type name	GDS Contract
Purpose of contract	General
Contract start date	01/02/2007
Contract end date	

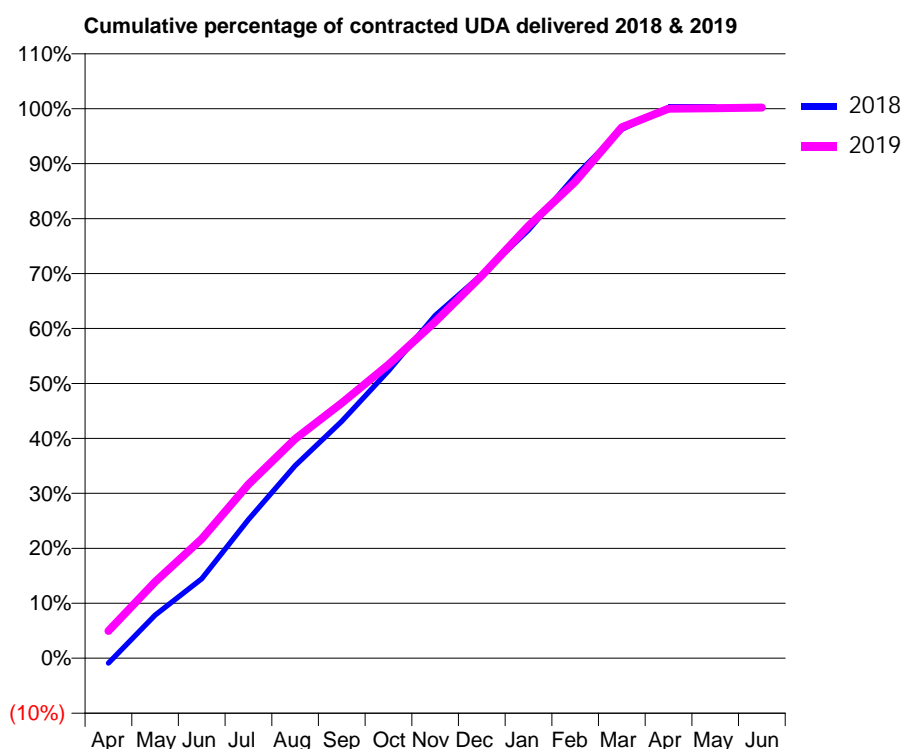
18/19 Contracted general activity (UDA)	18,317
Carry forward general activity (UDA)	0
18/19 Contracted orthodontic activity (UOA)	0
Carry forward orthodontic activity (UOA)	0
Baseline contract value	£469,654.28

### ACCESS\*

Patients seen in 24 months	Total	Change since previous quarter
Quarter ending March 2018	6,158	
Quarter ending June 2018	6,152	→
Quarter ending September 2018	6,114	→
Quarter ending December 2018	6,079	→
Quarter ending March 2019	6,321	↑
<b>Variance since March 2018</b>	<b>2.6%</b>	<b>↑</b>



### ACTIVITY



Adjusted Scheduled Activity (UDA)		
Month	2018	2019
April	-168	911
May	1,437	2,549
June	2,647	3,975
July	4,624	5,793
August	6,420	7,309
September	7,897	8,506
October	9,579	9,787
November	11,428	11,216
December	12,782	12,752
January	14,273	14,407
February	16,076	15,884
March	17,627	17,696
April	18,359	18,318
May	18,360	18,332
June	18,378	18,352

### QUALITY

	Quantity	Base Number	Contract	LHB	Wales
% of FP17s for the same patient ID Re-attending within 3 months - Children	132	1,898	7.0%	9.4%	10.8%
% of FP17s for the same patient ID Re-attending within 3 months - Adults	1,226	8,479	14.5%	14.2%	15.7%
% of FP17s for the same patient ID Re-attending between 3 & 9 months - Children	1,163	1,898	61.3%	56.0%	59.7%
% of FP17s for the same patient ID Re-attending between 3 & 9 months - Adults	5,239	8,479	61.8%	52.5%	55.5%
% of FP17s for Band 1 Urgent Courses	973	10,314	9.4%	9.5%	9.0%
% of FP17s Relating to Free Repair or Replacements	103	10,314	1.0%	0.8%	0.7%
% of FP17s Relating to Continuations	71	10,314	0.7%	0.6%	0.7%
% of Patients satisfied with the dentistry they have received	6	9	N/A	89.8%	92.4%
% of Patients satisfied with the time they had to wait for an appointment	9	9	N/A	87.8%	87.1%

\* This is based on patients treated on this contract for their most recent course of treatment. Figures in italics indicate the base number of FP17s or Patient Questionnaire responses are less than 100. N/A is shown where the base number of responses is less than 10 during the period. % is calculated as Quantity/Base number\*100

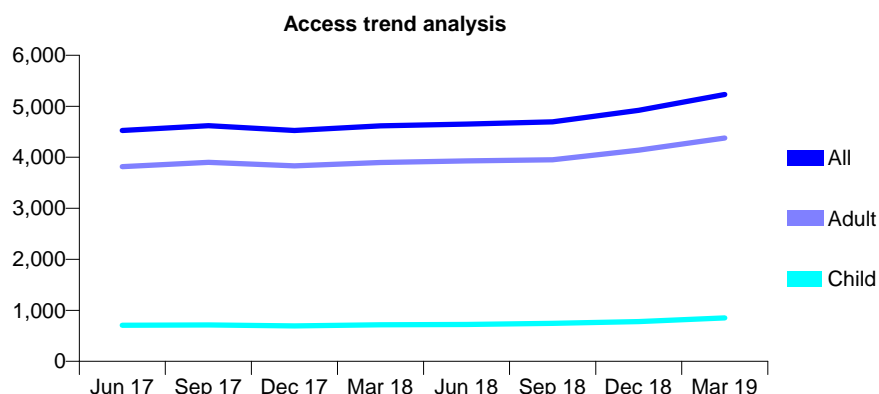
## 7A3 - Vital Signs At a Glance Contract Report for 195375/0001 - Year end March 2019

Name or company name	Woods Dental
Contract type name	GDS Contract
Purpose of contract	General
Contract start date	01/01/2012
Contract end date	

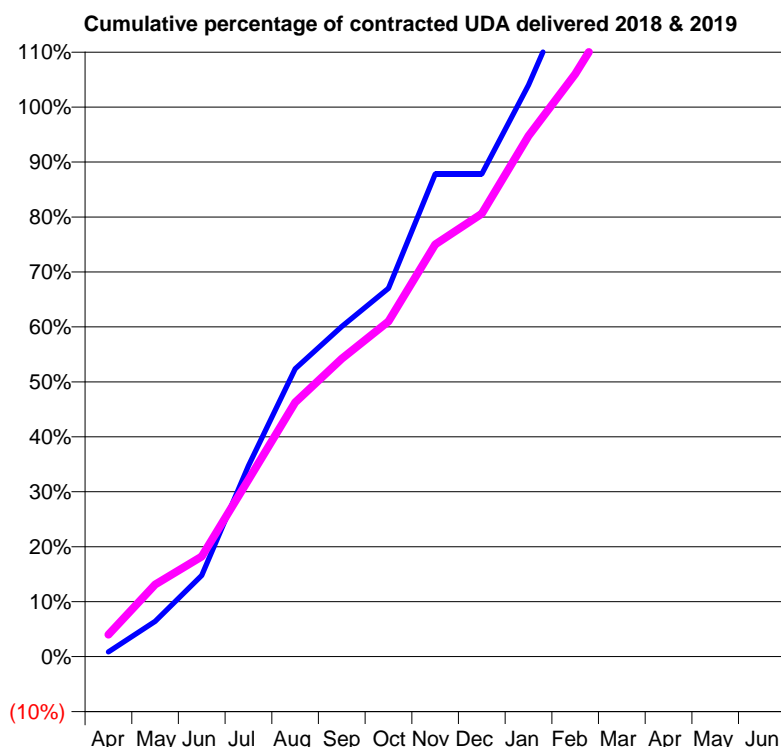
18/19 Contracted general activity (UDA)	11,875
Carry forward general activity (UDA)	0
18/19 Contracted orthodontic activity (UOA)	0
Carry forward orthodontic activity (UOA)	0
Baseline contract value	£338,890.14

### ACCESS\*

Patients seen in 24 months	Total	Change since previous quarter
Quarter ending March 2018	4,615	
Quarter ending June 2018	4,652	→
Quarter ending September 2018	4,694	→
Quarter ending December 2018	4,922	↑
Quarter ending March 2019	5,229	↑
<b>Variance since March 2018</b>	<b>13.3%</b>	<b>↑</b>



### ACTIVITY



Month	Adjusted Scheduled Activity (UDA)	
	2018	2019
April	80	476
May	601	1,558
June	1,385	2,164
July	3,254	3,823
August	4,907	5,494
September	5,627	6,440
October	6,281	7,244
November	8,226	8,906
December	8,226	9,570
January	9,745	11,252
February	11,560	12,590
March	12,932	14,213
April	13,465	14,929
May	13,468	14,937
June	13,473	14,937

### QUALITY

	Quantity	Base Number	Contract	LHB	Wales
% of FP17s for the same patient ID Re-attending within 3 months - Children	114	1,392	8.2%	9.4%	10.8%
% of FP17s for the same patient ID Re-attending within 3 months - Adults	935	6,322	14.8%	14.2%	15.7%
% of FP17s for the same patient ID Re-attending between 3 & 9 months - Children	778	1,392	55.9%	56.0%	59.7%
% of FP17s for the same patient ID Re-attending between 3 & 9 months - Adults	2,950	6,322	46.7%	52.5%	55.5%
% of FP17s for Band 1 Urgent Courses	2,017	7,789	25.9%	9.5%	9.0%
% of FP17s Relating to Free Repair or Replacements	21	7,789	0.3%	0.8%	0.7%
% of FP17s Relating to Continuations	18	7,789	0.2%	0.6%	0.7%
% of Patients satisfied with the dentistry they have received	7	9	N/A	89.8%	92.4%
% of Patients satisfied with the time they had to wait for an appointment	7	9	N/A	87.8%	87.1%

\* This is based on patients treated on this contract for their most recent course of treatment.  
 Figures in italics indicate the base number of FP17s or Patient Questionnaire responses are less than 100. N/A is shown where the base number of responses is less than 10 during the period. % is calculated as Quantity/Base number\*100



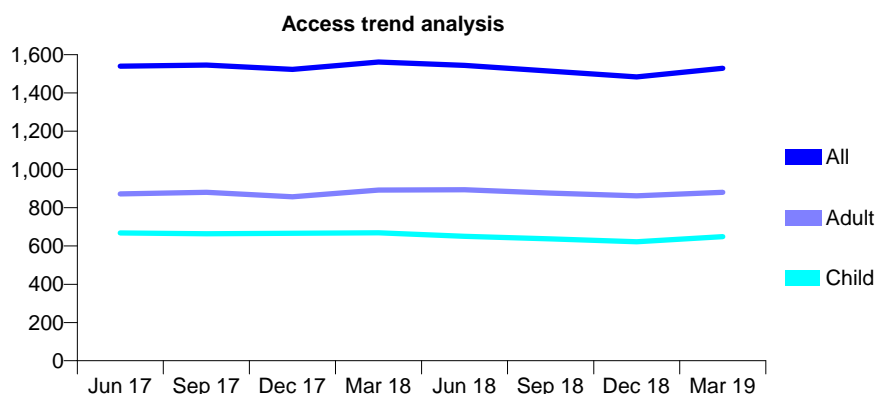
## 7A3 - Vital Signs At a Glance Contract Report for 195510/0001 - Year end March 2019

Name or company name	Vale View Dental Care
Contract type name	GDS Contract
Purpose of contract	General
Contract start date	01/08/2009
Contract end date	31/03/2019

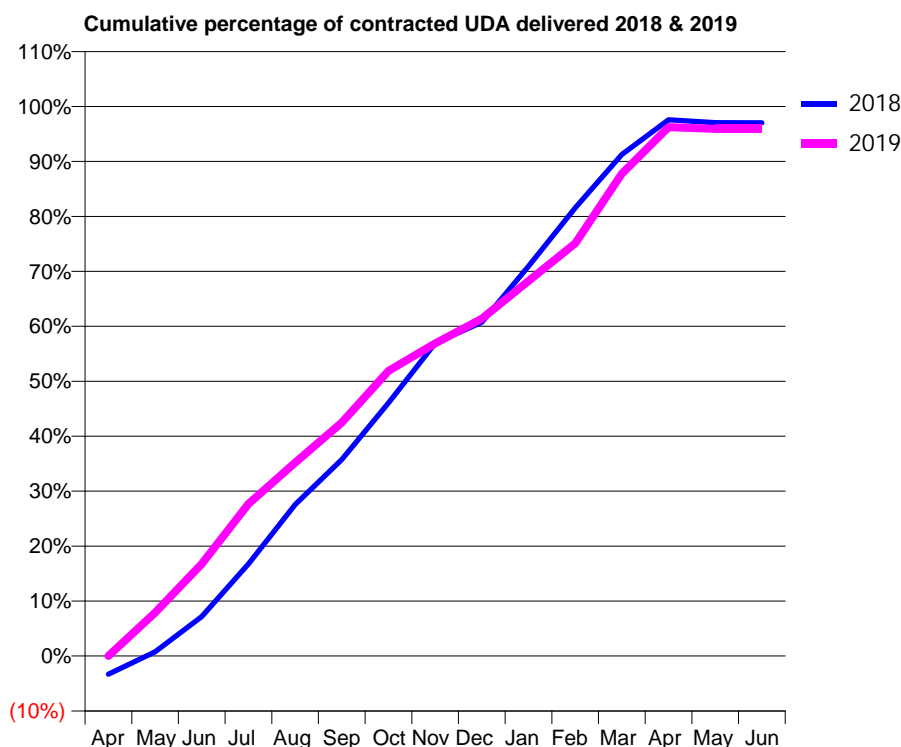
18/19 Contracted general activity (UDA)	6,032
Carry forward general activity (UDA)	179
18/19 Contracted orthodontic activity (UOA)	0
Carry forward orthodontic activity (UOA)	0
Baseline contract value	£154,847.85

### ACCESS\*

Patients seen in 24 months	Total	Change since previous quarter
Quarter ending March 2018	1,561	
Quarter ending June 2018	1,544	↓
Quarter ending September 2018	1,514	↓
Quarter ending December 2018	1,484	↓
Quarter ending March 2019	1,529	↑
<b>Variance since March 2018</b>	<b>(2.0%)</b>	<b>↓</b>



### ACTIVITY



Adjusted Scheduled Activity (UDA)		
Month	2018	2019
April	-201	1
May	46	476
June	434	1,010
July	1,010	1,669
August	1,664	2,124
September	2,157	2,562
October	2,778	3,129
November	3,433	3,432
December	3,663	3,703
January	4,278	4,117
February	4,919	4,530
March	5,505	5,294
April	5,885	5,804
May	5,855	5,786
June	5,853	5,786

### QUALITY

	Quantity	Base Number	Contract	LHB	Wales
% of FP17s for the same patient ID Re-attending within 3 months - Children	156	1,152	13.5%	9.4%	10.8%
% of FP17s for the same patient ID Re-attending within 3 months - Adults	175	1,407	12.4%	14.2%	15.7%
% of FP17s for the same patient ID Re-attending between 3 & 9 months - Children	760	1,152	66.0%	56.0%	59.7%
% of FP17s for the same patient ID Re-attending between 3 & 9 months - Adults	965	1,407	68.6%	52.5%	55.5%
% of FP17s for Band 1 Urgent Courses	36	2,604	1.4%	9.5%	9.0%
% of FP17s Relating to Free Repair or Replacements	14	2,604	0.5%	0.8%	0.7%
% of FP17s Relating to Continuations	11	2,604	0.4%	0.6%	0.7%
% of Patients satisfied with the dentistry they have received	4	4	N/A	89.8%	92.4%
% of Patients satisfied with the time they had to wait for an appointment	4	4	N/A	87.8%	87.1%

\* This is based on patients treated on this contract for their most recent course of treatment.

Figures in italics indicate the base number of FP17s or Patient Questionnaire responses are less than 100. N/A is shown where the base number of responses is less than 10 during the period. % is calculated as Quantity/Base number\*100

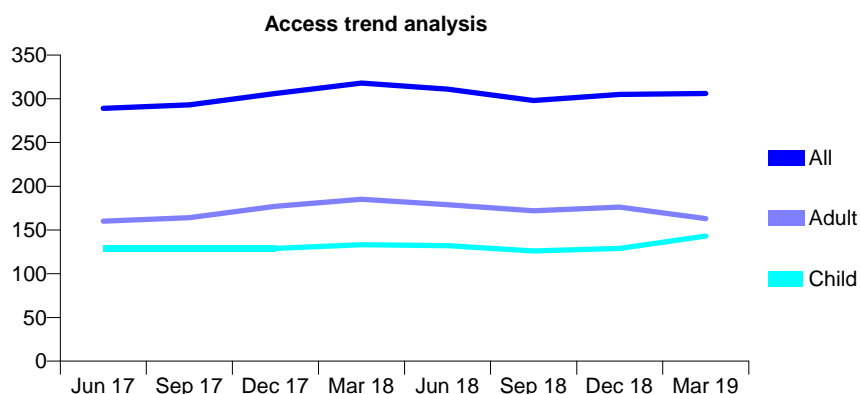
## 7A3 - Vital Signs At a Glance Contract Report for 197270/0001 - Year end March 2019

Name or company name	HJ Price
Contract type name	GDS Contract
Purpose of contract	General
Contract start date	08/12/2014
Contract end date	31/03/2019

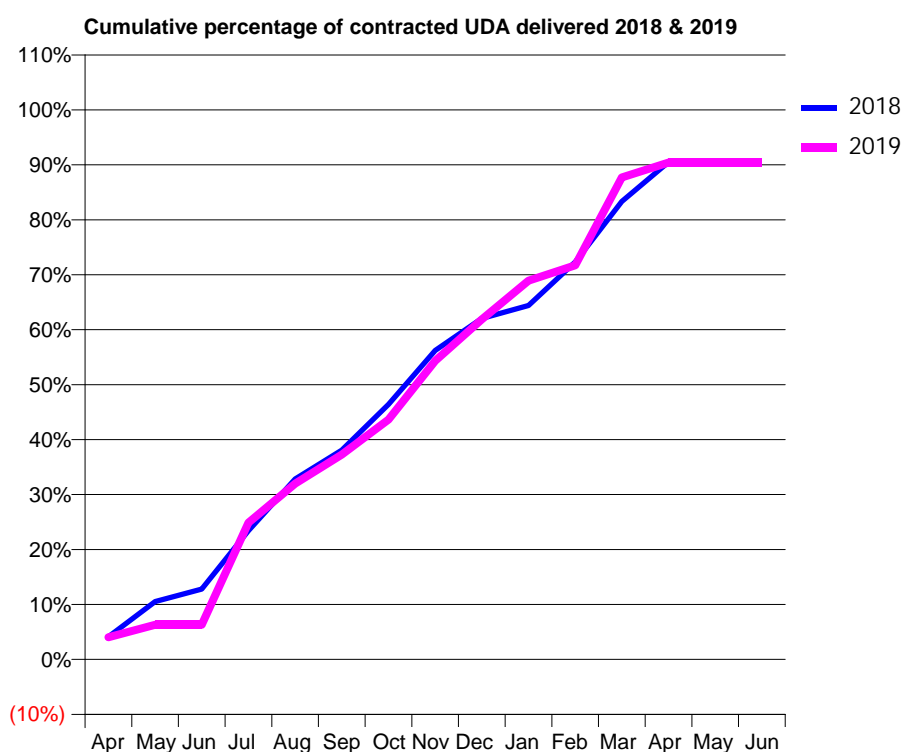
18/19 Contracted general activity (UDA)	900
Carry forward general activity (UDA)	0
18/19 Contracted orthodontic activity (UOA)	0
Carry forward orthodontic activity (UOA)	0
Baseline contract value	£20,898.24

### ACCESS\*

Patients seen in 24 months	Total	Change since previous quarter
Quarter ending March 2018	318	
Quarter ending June 2018	311	↓
Quarter ending September 2018	298	↓
Quarter ending December 2018	305	↑
Quarter ending March 2019	306	→
<b>Variance since March 2018</b>	<b>(3.8%)</b>	<b>↓</b>



### ACTIVITY



Adjusted Scheduled Activity (UDA)		
Month	2018	2019
April	37	36
May	95	57
June	115	57
July	211	224
August	296	288
September	343	335
October	418	393
November	506	489
December	558	557
January	580	620
February	651	645
March	750	789
April	815	814
May	815	814
June	815	814

### QUALITY

	Quantity	Base Number	Contract	LHB	Wales
% of FP17s for the same patient ID Re-attending within 3 months - Children	9	208	4.3%	9.4%	10.8%
% of FP17s for the same patient ID Re-attending within 3 months - Adults	28	186	15.1%	14.2%	15.7%
% of FP17s for the same patient ID Re-attending between 3 & 9 months - Children	109	208	52.4%	56.0%	59.7%
% of FP17s for the same patient ID Re-attending between 3 & 9 months - Adults	86	186	46.2%	52.5%	55.5%
% of FP17s for Band 1 Urgent Courses	18	380	4.7%	9.5%	9.0%
% of FP17s Relating to Free Repair or Replacements	0	380	0.0%	0.8%	0.7%
% of FP17s Relating to Continuations	0	380	0.0%	0.6%	0.7%
% of Patients satisfied with the dentistry they have received	0	0	N/A	89.8%	92.4%
% of Patients satisfied with the time they had to wait for an appointment	0	0	N/A	87.8%	87.1%

\* This is based on patients treated on this contract for their most recent course of treatment. Figures in italics indicate the base number of FP17s or Patient Questionnaire responses are less than 100. N/A is shown where the base number of responses is less than 10 during the period. % is calculated as Quantity/Base number\*100

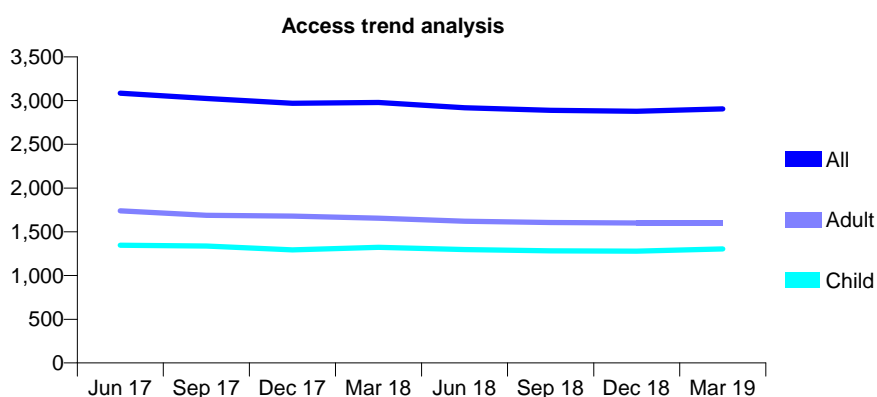
## 7A3 - Vital Signs At a Glance Contract Report for 199613/0001 - Year end March 2019

Name or company name	J Bater and L Khosa
Contract type name	GDS Contract
Purpose of contract	General
Contract start date	01/04/2010
Contract end date	31/03/2019

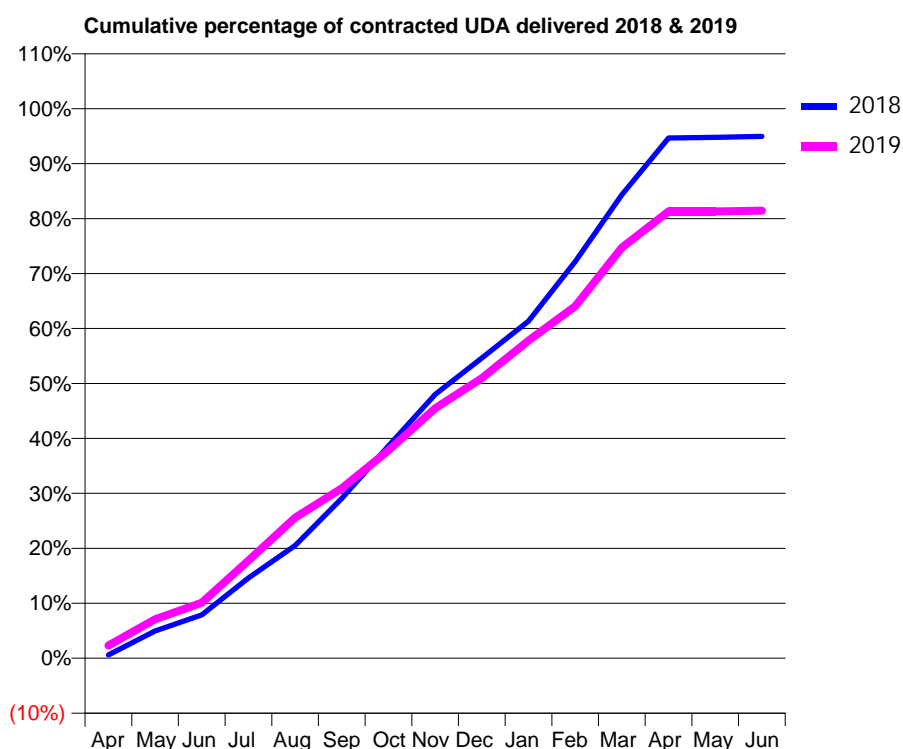
18/19 Contracted general activity (UDA)	12,000
Carry forward general activity (UDA)	0
18/19 Contracted orthodontic activity (UOA)	0
Carry forward orthodontic activity (UOA)	0
Baseline contract value	£326,931.92

### ACCESS\*

Patients seen in 24 months	Total	Change since previous quarter
Quarter ending March 2018	2,978	
Quarter ending June 2018	2,918	↓
Quarter ending September 2018	2,889	→
Quarter ending December 2018	2,879	→
Quarter ending March 2019	2,904	→
<b>Variance since March 2018</b>	<b>(2.5%)</b>	<b>↓</b>



### ACTIVITY



Adjusted Scheduled Activity (UDA)		
Month	2018	2019
April	60	278
May	497	852
June	788	1,212
July	1,459	2,133
August	2,053	3,070
September	2,909	3,709
October	3,861	4,540
November	4,801	5,456
December	5,461	6,115
January	6,135	6,935
February	7,219	7,687
March	8,431	8,965
April	9,465	9,755
May	9,478	9,758
June	9,494	9,774

### QUALITY

	Quantity	Base Number	Contract	LHB	Wales
% of FP17s for the same patient ID Re-attending within 3 months - Children	170	2,077	8.2%	9.4%	10.8%
% of FP17s for the same patient ID Re-attending within 3 months - Adults	551	2,394	23.0%	14.2%	15.7%
% of FP17s for the same patient ID Re-attending between 3 & 9 months - Children	1,299	2,077	62.5%	56.0%	59.7%
% of FP17s for the same patient ID Re-attending between 3 & 9 months - Adults	1,201	2,394	50.2%	52.5%	55.5%
% of FP17s for Band 1 Urgent Courses	639	4,455	14.3%	9.5%	9.0%
% of FP17s Relating to Free Repair or Replacements	14	4,455	0.3%	0.8%	0.7%
% of FP17s Relating to Continuations	7	4,455	0.2%	0.6%	0.7%
% of Patients satisfied with the dentistry they have received	3	3	N/A	89.8%	92.4%
% of Patients satisfied with the time they had to wait for an appointment	3	3	N/A	87.8%	87.1%

\* This is based on patients treated on this contract for their most recent course of treatment. Figures in italics indicate the base number of FP17s or Patient Questionnaire responses are less than 100. N/A is shown where the base number of responses is less than 10 during the period. % is calculated as Quantity/Base number\*100

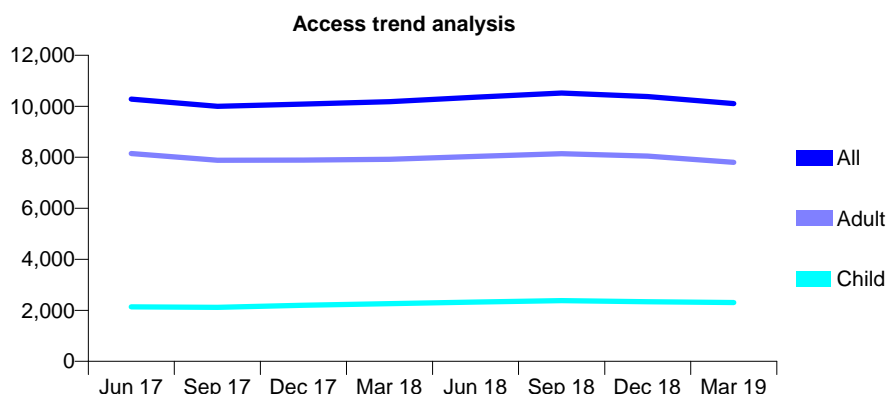
## 7A3 - Vital Signs At a Glance Contract Report for 199915/0003 - Year end March 2019

Name or company name	IDH 441 to 444 Ltd
Contract type name	GDS Contract
Purpose of contract	General
Contract start date	01/04/2010
Contract end date	31/03/2019

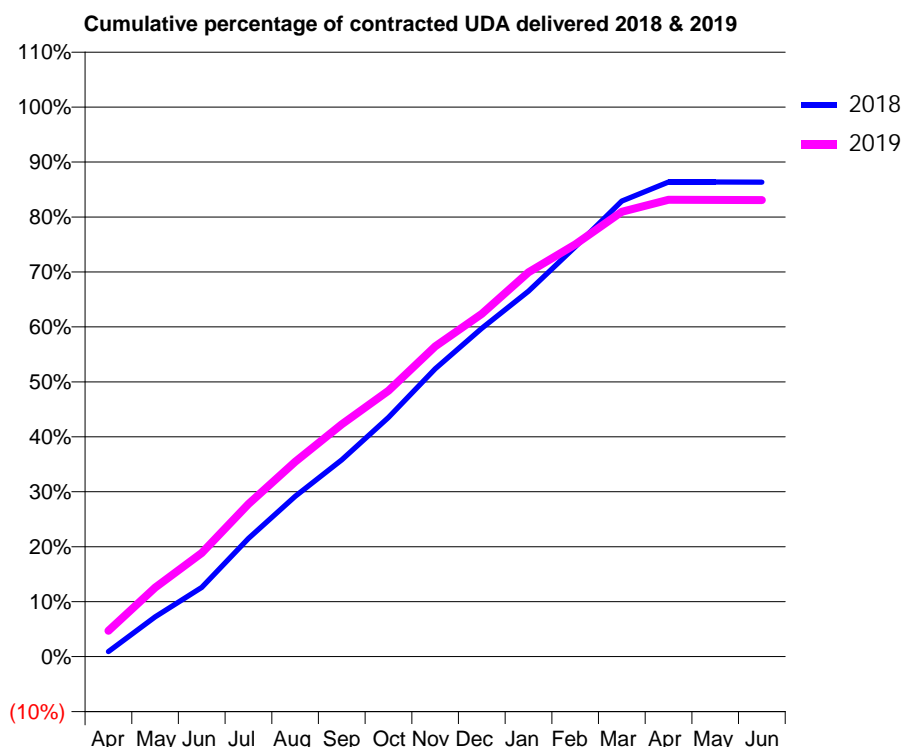
18/19 Contracted general activity (UDA)	36,144
Carry forward general activity (UDA)	0
18/19 Contracted orthodontic activity (UOA)	0
Carry forward orthodontic activity (UOA)	0
Baseline contract value	£943,850.12

### ACCESS\*

Patients seen in 24 months	Total	Change since previous quarter
Quarter ending March 2018	10,179	
Quarter ending June 2018	10,358	→
Quarter ending September 2018	10,517	→
Quarter ending December 2018	10,384	↓
Quarter ending March 2019	10,107	↓
<b>Variance since March 2018</b>	<b>(0.7%)</b>	<b>→</b>



### ACTIVITY



Adjusted Scheduled Activity (UDA)		
Month	2018	2019
April	283	1,703
May	2,183	4,541
June	3,800	6,818
July	6,483	10,037
August	8,788	12,820
September	10,793	15,276
October	13,118	17,482
November	15,792	20,405
December	18,012	22,547
January	20,047	25,283
February	22,472	27,103
March	24,992	29,254
April	26,029	30,049
May	26,031	30,033
June	26,022	30,030

### QUALITY

	Quantity	Base Number	Contract	LHB	Wales
% of FP17s for the same patient ID Re-attending within 3 months - Children	149	3,008	5.0%	9.4%	10.8%
% of FP17s for the same patient ID Re-attending within 3 months - Adults	1,080	10,440	10.3%	14.2%	15.7%
% of FP17s for the same patient ID Re-attending between 3 & 9 months - Children	1,480	3,008	49.2%	56.0%	59.7%
% of FP17s for the same patient ID Re-attending between 3 & 9 months - Adults	5,396	10,440	51.7%	52.5%	55.5%
% of FP17s for Band 1 Urgent Courses	882	13,370	6.6%	9.5%	9.0%
% of FP17s Relating to Free Repair or Replacements	75	13,370	0.6%	0.8%	0.7%
% of FP17s Relating to Continuations	189	13,370	1.4%	0.6%	0.7%
% of Patients satisfied with the dentistry they have received	37	49	75.5%	89.8%	92.4%
% of Patients satisfied with the time they had to wait for an appointment	36	49	73.5%	87.8%	87.1%

\* This is based on patients treated on this contract for their most recent course of treatment.  
 Figures in *italics* indicate the base number of FP17s or Patient Questionnaire responses are less than 100. N/A is shown where the base number of responses is less than 10 during the period. % is calculated as Quantity/Base number\*100

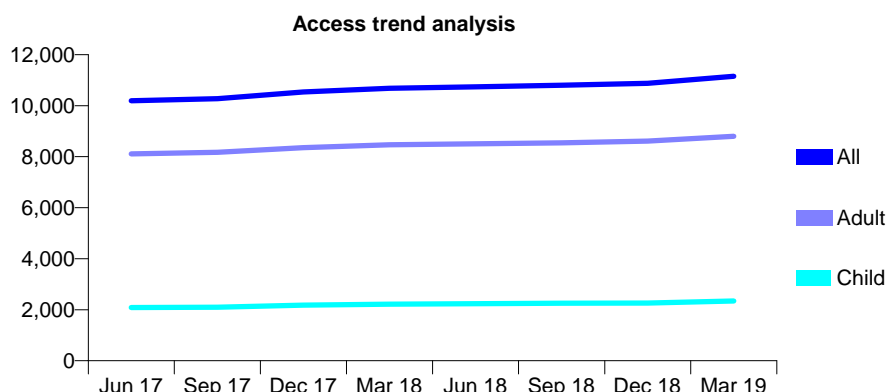
## 7A3 - Vital Signs At a Glance Contract Report for 202797/0001 - Year end March 2019

Name or company name	MR B DAVID
Contract type name	GDS Contract
Purpose of contract	General
Contract start date	01/04/2006
Contract end date	31/03/2019

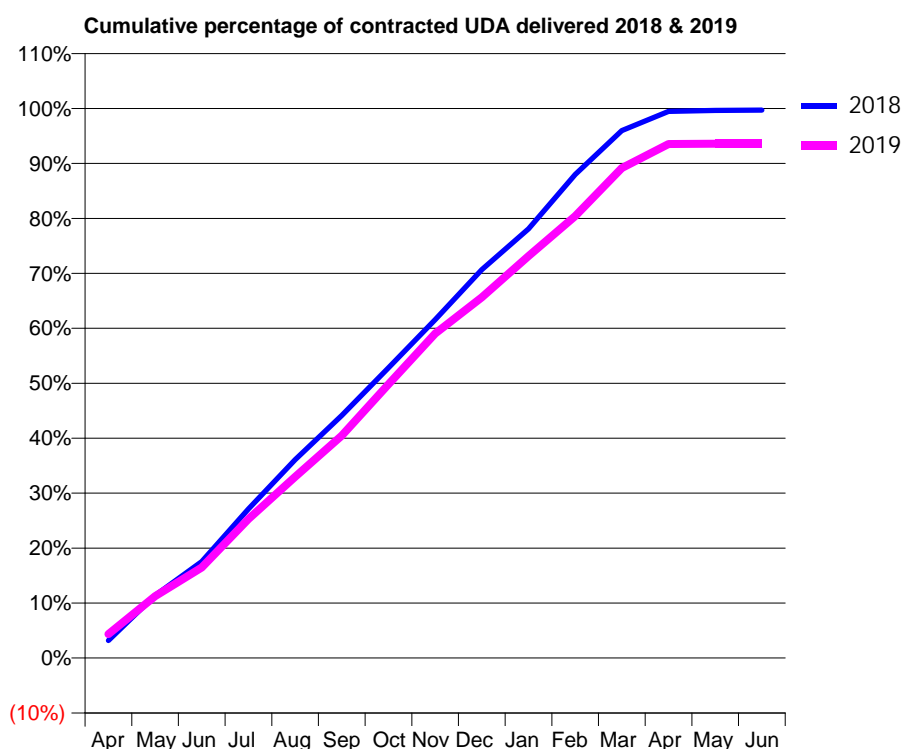
18/19 Contracted general activity (UDA)	36,250
Carry forward general activity (UDA)	95
18/19 Contracted orthodontic activity (UOA)	0
Carry forward orthodontic activity (UOA)	0
Baseline contract value	£967,880.36

### ACCESS\*

Patients seen in 24 months	Total	Change since previous quarter
Quarter ending March 2018	10,685	
Quarter ending June 2018	10,736	→
Quarter ending September 2018	10,800	→
Quarter ending December 2018	10,876	→
Quarter ending March 2019	11,148	↑
<b>Variance since March 2018</b>	<b>4.3%</b>	<b>↑</b>



### ACTIVITY



Adjusted Scheduled Activity (UDA)		
Month	2018	2019
April	1,083	1,575
May	3,867	4,080
June	5,966	5,971
July	9,213	9,170
August	12,256	11,958
September	14,989	14,665
October	17,941	18,053
November	20,910	21,410
December	24,007	23,792
January	26,520	26,507
February	29,885	29,153
March	32,592	32,311
April	33,780	33,905
May	33,840	33,922
June	33,857	33,923

### QUALITY

	Quantity	Base Number	Contract	LHB	Wales
% of FP17s for the same patient ID Re-attending within 3 months - Children	262	3,366	7.8%	9.4%	10.8%
% of FP17s for the same patient ID Re-attending within 3 months - Adults	2,548	13,827	18.4%	14.2%	15.7%
% of FP17s for the same patient ID Re-attending between 3 & 9 months - Children	1,872	3,366	55.6%	56.0%	59.7%
% of FP17s for the same patient ID Re-attending between 3 & 9 months - Adults	7,514	13,827	54.3%	52.5%	55.5%
% of FP17s for Band 1 Urgent Courses	2,283	17,265	13.2%	9.5%	9.0%
% of FP17s Relating to Free Repair or Replacements	166	17,265	1.0%	0.8%	0.7%
% of FP17s Relating to Continuations	249	17,265	1.4%	0.6%	0.7%
% of Patients satisfied with the dentistry they have received	23	23	100.0%	89.8%	92.4%
% of Patients satisfied with the time they had to wait for an appointment	22	23	95.7%	87.8%	87.1%

\* This is based on patients treated on this contract for their most recent course of treatment.

Figures in italics indicate the base number of FP17s or Patient Questionnaire responses are less than 100. N/A is shown where the base number of responses is less than 10 during the period. % is calculated as Quantity/Base number\*100

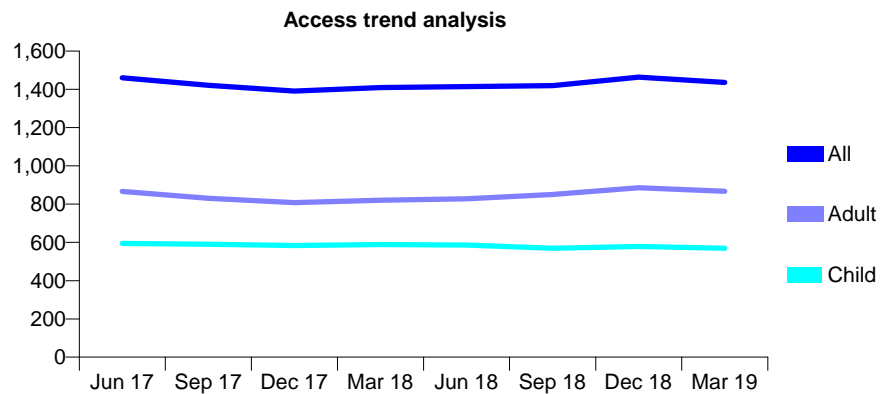
## 7A3 - Vital Signs At a Glance Contract Report for 222739/0001 - Year end March 2019

Name or company name	MR G PEARSON
Contract type name	GDS Contract
Purpose of contract	General
Contract start date	01/04/2006
Contract end date	

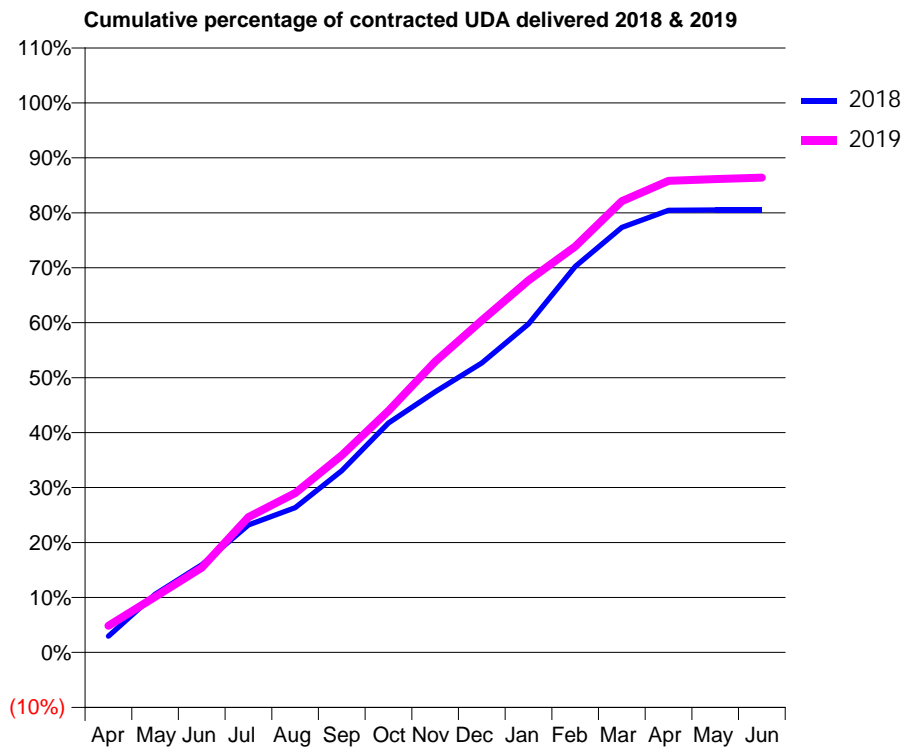
18/19 Contracted general activity (UDA)	3,984
Carry forward general activity (UDA)	0
18/19 Contracted orthodontic activity (UOA)	0
Carry forward orthodontic activity (UOA)	0
Baseline contract value	£100,648.79

### ACCESS\*

Patients seen in 24 months	Total	Change since previous quarter
Quarter ending March 2018	1,409	
Quarter ending June 2018	1,414	→
Quarter ending September 2018	1,419	→
Quarter ending December 2018	1,464	↑
Quarter ending March 2019	1,436	↓
<b>Variance since March 2018</b>	<b>1.9%</b>	<b>→</b>



### ACTIVITY



Adjusted Scheduled Activity (UDA)		
Month	2018	2019
April	117	194
May	422	403
June	636	614
July	924	981
August	1,050	1,155
September	1,318	1,430
October	1,663	1,751
November	1,890	2,109
December	2,098	2,407
January	2,381	2,697
February	2,797	2,943
March	3,080	3,271
April	3,206	3,419
May	3,208	3,432
June	3,208	3,442

### QUALITY

	Quantity	Base Number	Contract	LHB	Wales
% of FP17s for the same patient ID Re-attending within 3 months - Children	41	704	5.8%	9.4%	10.8%
% of FP17s for the same patient ID Re-attending within 3 months - Adults	108	971	11.1%	14.2%	15.7%
% of FP17s for the same patient ID Re-attending between 3 & 9 months - Children	340	704	48.3%	56.0%	59.7%
% of FP17s for the same patient ID Re-attending between 3 & 9 months - Adults	380	971	39.1%	52.5%	55.5%
% of FP17s for Band 1 Urgent Courses	75	1,671	4.5%	9.5%	9.0%
% of FP17s Relating to Free Repair or Replacements	1	1,671	0.1%	0.8%	0.7%
% of FP17s Relating to Continuations	0	1,671	0.0%	0.6%	0.7%
% of Patients satisfied with the dentistry they have received	3	4	N/A	89.8%	92.4%
% of Patients satisfied with the time they had to wait for an appointment	2	4	N/A	87.8%	87.1%

\* This is based on patients treated on this contract for their most recent course of treatment. Figures in italics indicate the base number of FP17s or Patient Questionnaire responses are less than 100. N/A is shown where the base number of responses is less than 10 during the period. % is calculated as Quantity/Base number\*100

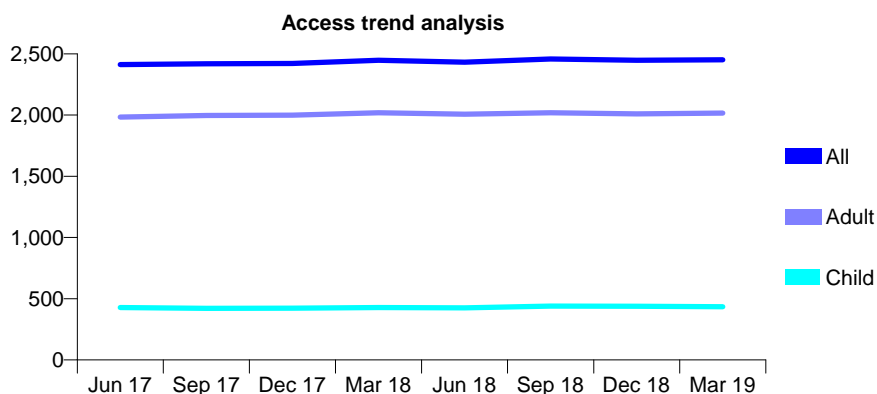
## 7A3 - Vital Signs At a Glance Contract Report for 224375/0001 - Year end March 2019

Name or company name	MR PC BARRISCALE
Contract type name	GDS Contract
Purpose of contract	General
Contract start date	01/04/2006
Contract end date	

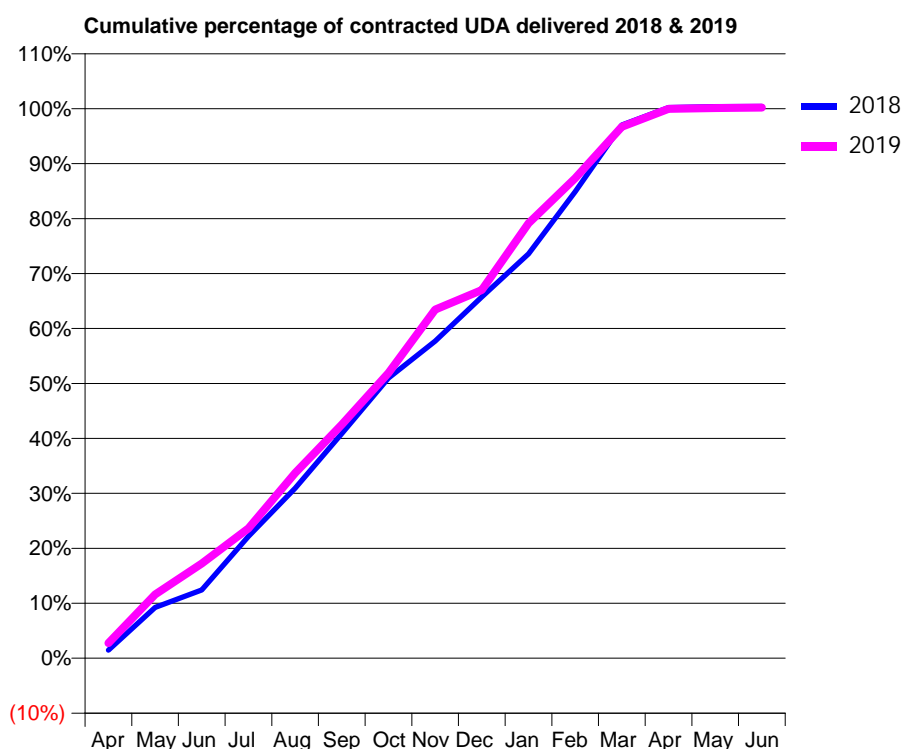
18/19 Contracted general activity (UDA)	8,174
Carry forward general activity (UDA)	0
18/19 Contracted orthodontic activity (UOA)	0
Carry forward orthodontic activity (UOA)	0
Baseline contract value	£209,606.46

### ACCESS\*

Patients seen in 24 months	Total	Change since previous quarter
Quarter ending March 2018	2,447	
Quarter ending June 2018	2,432	→
Quarter ending September 2018	2,458	→
Quarter ending December 2018	2,447	→
Quarter ending March 2019	2,452	→
<b>Variance since March 2018</b>	<b>0.2%</b>	<b>→</b>



### ACTIVITY



Adjusted Scheduled Activity (UDA)		
Month	2018	2019
April	120	224
May	756	950
June	1,017	1,409
July	1,813	1,930
August	2,529	2,757
September	3,341	3,474
October	4,166	4,244
November	4,719	5,185
December	5,374	5,476
January	6,015	6,470
February	6,940	7,140
March	7,929	7,903
April	8,190	8,171
May	8,205	8,183
June	8,207	8,189

### QUALITY

	Quantity	Base Number	Contract	LHB	Wales
% of FP17s for the same patient ID Re-attending within 3 months - Children	50	670	7.5%	9.4%	10.8%
% of FP17s for the same patient ID Re-attending within 3 months - Adults	577	2,916	19.8%	14.2%	15.7%
% of FP17s for the same patient ID Re-attending between 3 & 9 months - Children	401	670	59.9%	56.0%	59.7%
% of FP17s for the same patient ID Re-attending between 3 & 9 months - Adults	1,143	2,916	39.2%	52.5%	55.5%
% of FP17s for Band 1 Urgent Courses	636	3,597	17.7%	9.5%	9.0%
% of FP17s Relating to Free Repair or Replacements	37	3,597	1.0%	0.8%	0.7%
% of FP17s Relating to Continuations	27	3,597	0.8%	0.6%	0.7%
% of Patients satisfied with the dentistry they have received	8	9	N/A	89.8%	92.4%
% of Patients satisfied with the time they had to wait for an appointment	8	9	N/A	87.8%	87.1%

\* This is based on patients treated on this contract for their most recent course of treatment.

Figures in italics indicate the base number of FP17s or Patient Questionnaire responses are less than 100. N/A is shown where the base number of responses is less than 10 during the period. % is calculated as Quantity/Base number\*100



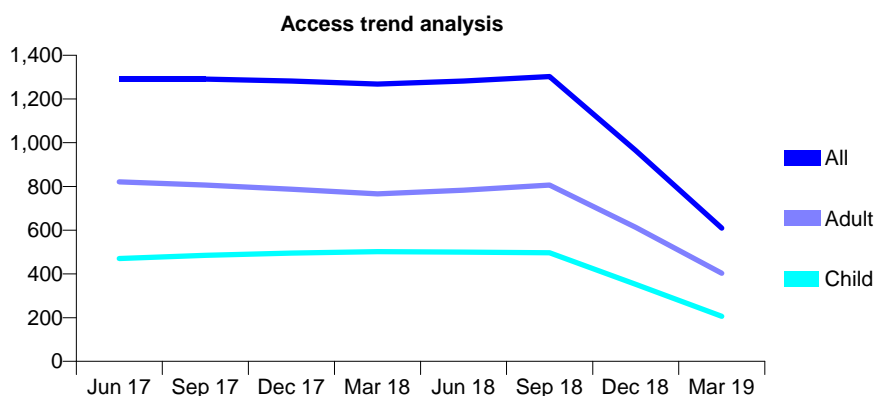
## 7A3 - Vital Signs At a Glance Contract Report for 233811/0001 - Year end March 2019

Name or company name	MISS AE WALKER
Contract type name	GDS Contract
Purpose of contract	General
Contract start date	01/10/2006
Contract end date	31/08/2018

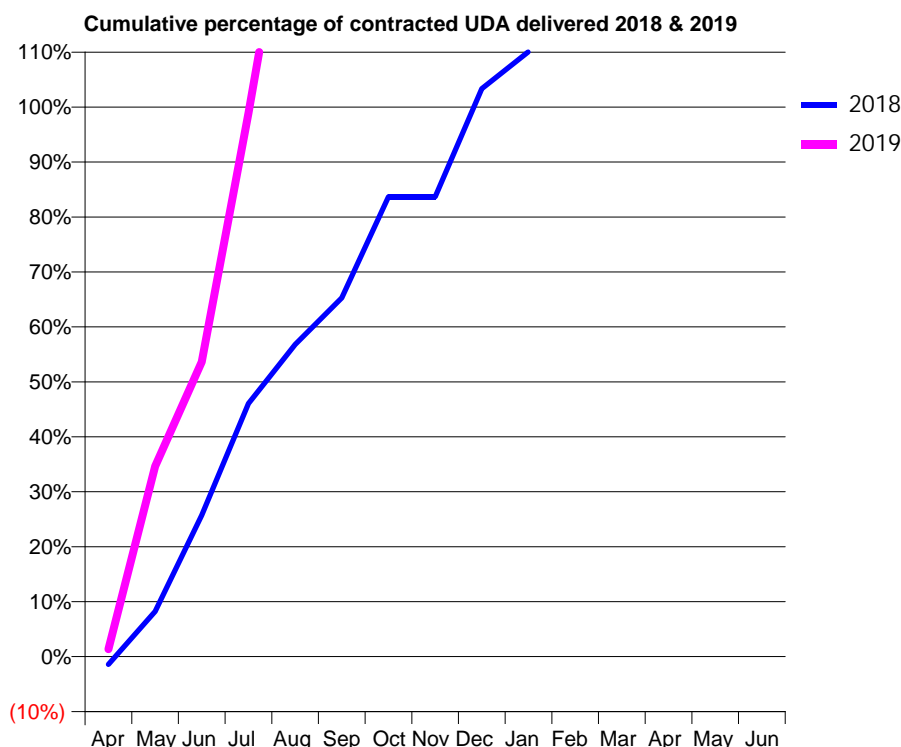
18/19 Contracted general activity (UDA)	891
Carry forward general activity (UDA)	0
18/19 Contracted orthodontic activity (UOA)	0
Carry forward orthodontic activity (UOA)	0
Baseline contract value	£23,112.86

### ACCESS\*

Patients seen in 24 months	Total	Change since previous quarter
Quarter ending March 2018	1,268	
Quarter ending June 2018	1,282	→
Quarter ending September 2018	1,303	→
Quarter ending December 2018	965	↓
Quarter ending March 2019	609	↓
<b>Variance since March 2018</b>	<b>(52.0%)</b>	<b>↓</b>



### ACTIVITY



Adjusted Scheduled Activity (UDA)		
Month	2018	2019
April	-31	12
May	176	309
June	550	478
July	985	881
August	1,214	1,312
September	1,396	1,432
October	1,789	1,530
November	1,789	1,530
December	2,209	1,530
January	2,354	1,530
February	2,567	1,530
March	2,885	1,530
April	3,147	1,530
May	3,132	1,530
June	3,132	1,530

### QUALITY

	Quantity	Base Number	Contract	LHB	Wales
% of FP17s for the same patient ID Re-attending within 3 months - Children	16	328	4.9%	9.4%	10.8%
% of FP17s for the same patient ID Re-attending within 3 months - Adults	44	471	9.3%	14.2%	15.7%
% of FP17s for the same patient ID Re-attending between 3 & 9 months - Children	141	328	43.0%	56.0%	59.7%
% of FP17s for the same patient ID Re-attending between 3 & 9 months - Adults	223	471	47.3%	52.5%	55.5%
% of FP17s for Band 1 Urgent Courses	40	685	5.8%	9.5%	9.0%
% of FP17s Relating to Free Repair or Replacements	0	685	0.0%	0.8%	0.7%
% of FP17s Relating to Continuations	0	685	0.0%	0.6%	0.7%
% of Patients satisfied with the dentistry they have received	1	1	N/A	89.8%	92.4%
% of Patients satisfied with the time they had to wait for an appointment	0	1	N/A	87.8%	87.1%

\* This is based on patients treated on this contract for their most recent course of treatment.  
 Figures in *italics* indicate the base number of FP17s or Patient Questionnaire responses are less than 100. N/A is shown where the base number of responses is less than 10 during the period. % is calculated as Quantity/Base number\*100

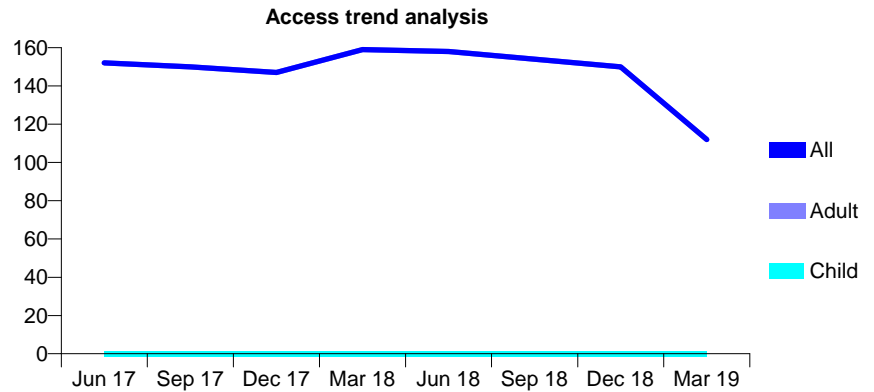
## 7A3 - Vital Signs At a Glance Contract Report for 233811/0003 - Year end March 2019

Name or company name	MISS AE WALKER
Contract type name	GDS Contract
Purpose of contract	General
Contract start date	01/04/2009
Contract end date	31/08/2018

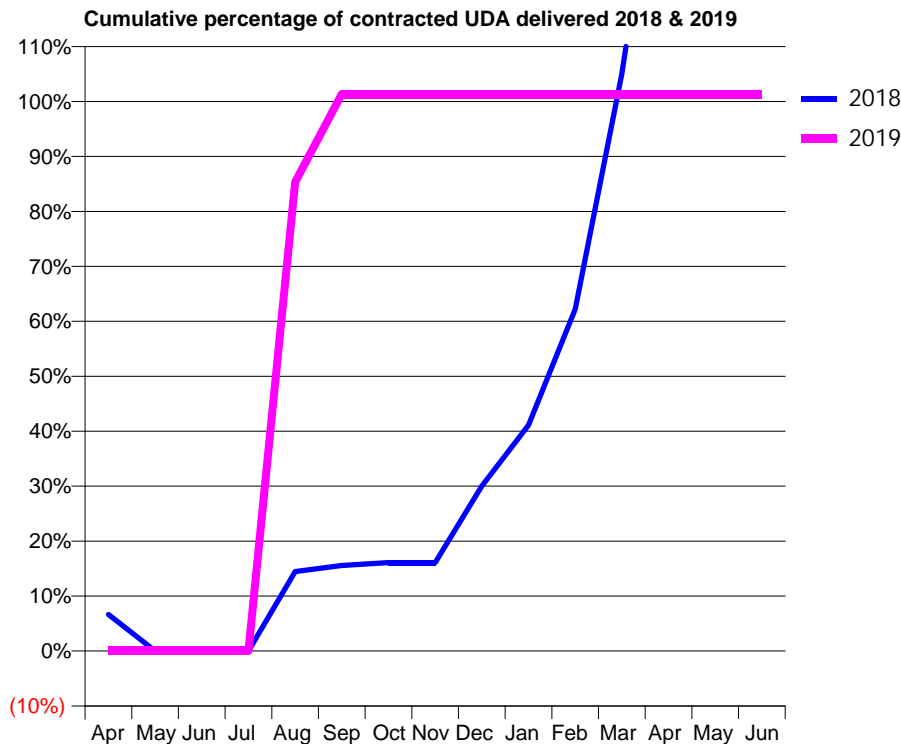
18/19 Contracted general activity (UDA)	75
Carry forward general activity (UDA)	0
18/19 Contracted orthodontic activity (UOA)	0
Carry forward orthodontic activity (UOA)	0
Baseline contract value	£3,910.60

### ACCESS\*

Patients seen in 24 months	Total	Change since previous quarter
Quarter ending March 2018	159	
Quarter ending June 2018	158	→
Quarter ending September 2018	154	↓
Quarter ending December 2018	150	↓
Quarter ending March 2019	112	↓
<b>Variance since March 2018</b>	<b>(29.6%)</b>	<b>↓</b>



### ACTIVITY



Adjusted Scheduled Activity (UDA)		
Month	2018	2019
April	12	0
May	0	0
June	0	0
July	0	0
August	26	64
September	28	76
October	29	76
November	29	76
December	54	76
January	74	76
February	112	76
March	189	76
April	290	76
May	290	76
June	290	76

### QUALITY

	Quantity	Base Number	Contract	LHB	Wales
% of FP17s for the same patient ID Re-attending within 3 months - Children	0	0	N/A	9.4%	10.8%
% of FP17s for the same patient ID Re-attending within 3 months - Adults	3	42	7.1%	14.2%	15.7%
% of FP17s for the same patient ID Re-attending between 3 & 9 months - Children	0	0	N/A	56.0%	59.7%
% of FP17s for the same patient ID Re-attending between 3 & 9 months - Adults	5	42	11.9%	52.5%	55.5%
% of FP17s for Band 1 Urgent Courses	1	9	11.1%	9.5%	9.0%
% of FP17s Relating to Free Repair or Replacements	0	9	0.0%	0.8%	0.7%
% of FP17s Relating to Continuations	0	9	0.0%	0.6%	0.7%
% of Patients satisfied with the dentistry they have received	0	0	N/A	89.8%	92.4%
% of Patients satisfied with the time they had to wait for an appointment	0	0	N/A	87.8%	87.1%

\* This is based on patients treated on this contract for their most recent course of treatment.

Figures in italics indicate the base number of FP17s or Patient Questionnaire responses are less than 100. N/A is shown where the base number of responses is less than 10 during the period. % is calculated as Quantity/Base number\*100

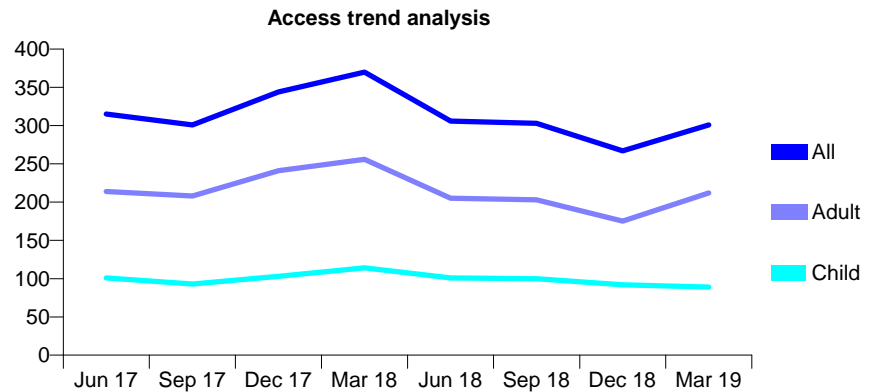
## 7A3 - Vital Signs At a Glance Contract Report for 238260/0006 - Year end March 2019

Name or company name	MRS CA ROACH-PRICE
Contract type name	GDS Contract
Purpose of contract	General
Contract start date	01/11/2009
Contract end date	31/03/2019

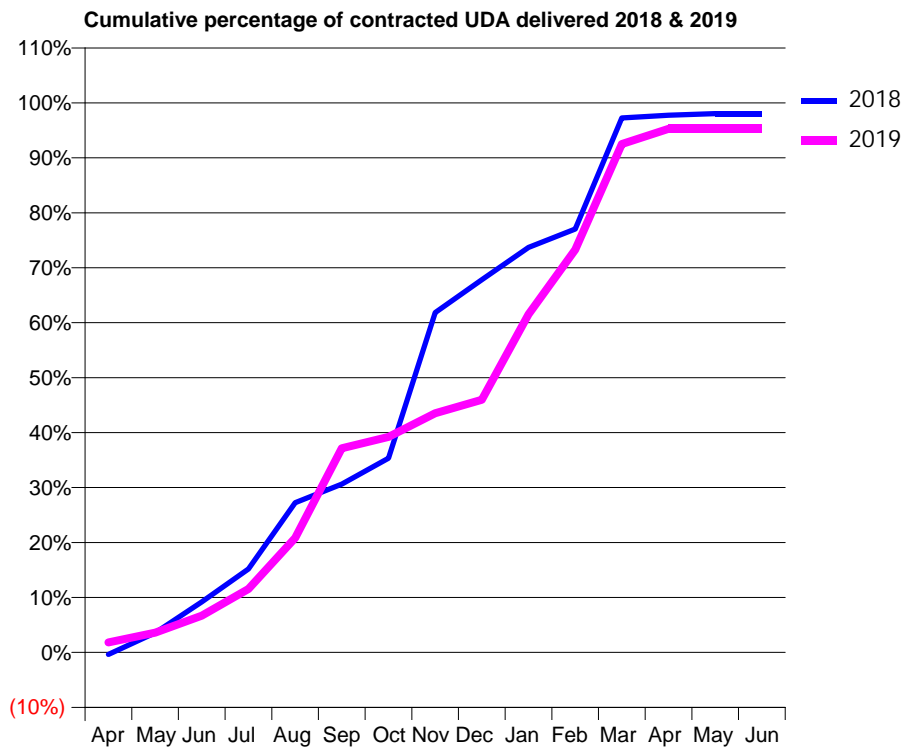
18/19 Contracted general activity (UDA)	1,020
Carry forward general activity (UDA)	10
18/19 Contracted orthodontic activity (UOA)	0
Carry forward orthodontic activity (UOA)	0
Baseline contract value	£27,194.47

### ACCESS\*

Patients seen in 24 months	Total	Change since previous quarter
Quarter ending March 2018	370	
Quarter ending June 2018	306	↓
Quarter ending September 2018	303	→
Quarter ending December 2018	267	↓
Quarter ending March 2019	301	↑
<b>Variance since March 2018</b>	<b>(18.6%)</b>	<b>↓</b>



### ACTIVITY



Adjusted Scheduled Activity (UDA)		
Month	2018	2019
April	-4	19
May	37	37
June	94	68
July	155	118
August	278	212
September	312	379
October	360	400
November	631	444
December	692	469
January	752	628
February	786	748
March	992	944
April	997	972
May	1,000	972
June	1,000	972

### QUALITY

	Quantity	Base Number	Contract	LHB	Wales
% of FP17s for the same patient ID Re-attending within 3 months - Children	0	142	0.0%	9.4%	10.8%
% of FP17s for the same patient ID Re-attending within 3 months - Adults	16	295	5.4%	14.2%	15.7%
% of FP17s for the same patient ID Re-attending between 3 & 9 months - Children	76	142	53.5%	56.0%	59.7%
% of FP17s for the same patient ID Re-attending between 3 & 9 months - Adults	70	295	23.7%	52.5%	55.5%
% of FP17s for Band 1 Urgent Courses	44	442	10.0%	9.5%	9.0%
% of FP17s Relating to Free Repair or Replacements	1	442	0.2%	0.8%	0.7%
% of FP17s Relating to Continuations	2	442	0.5%	0.6%	0.7%
% of Patients satisfied with the dentistry they have received	1	1	N/A	89.8%	92.4%
% of Patients satisfied with the time they had to wait for an appointment	1	1	N/A	87.8%	87.1%

\* This is based on patients treated on this contract for their most recent course of treatment. Figures in italics indicate the base number of FP17s or Patient Questionnaire responses are less than 100. N/A is shown where the base number of responses is less than 10 during the period. % is calculated as Quantity/Base number\*100

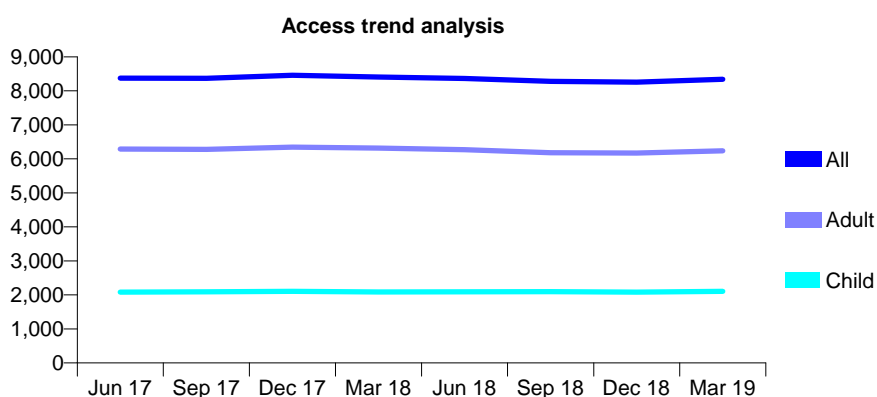
## 7A3 - Vital Signs At a Glance Contract Report for 244236/0001 - Year end March 2019

Name or company name	MRS AJ HUMPHREYS
Contract type name	GDS Contract
Purpose of contract	General
Contract start date	01/04/2006
Contract end date	31/03/2019

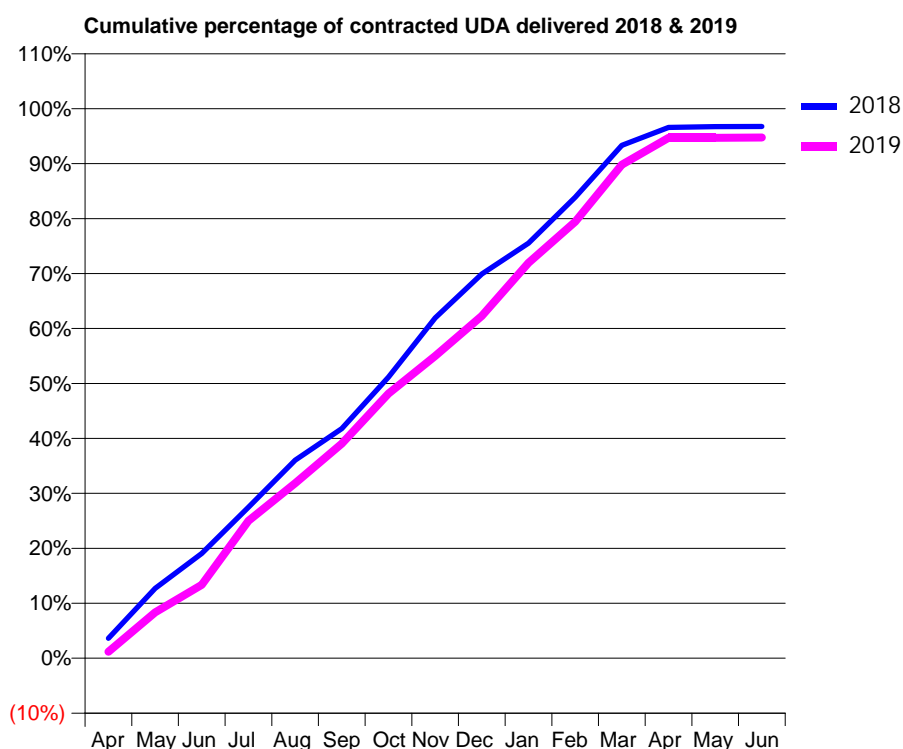
18/19 Contracted general activity (UDA)	24,173
Carry forward general activity (UDA)	783
18/19 Contracted orthodontic activity (UOA)	0
Carry forward orthodontic activity (UOA)	0
Baseline contract value	£674,742.50

### ACCESS\*

Patients seen in 24 months	Total	Change since previous quarter
Quarter ending March 2018	8,406	
Quarter ending June 2018	8,364	→
Quarter ending September 2018	8,279	↓
Quarter ending December 2018	8,256	→
Quarter ending March 2019	8,345	→
<b>Variance since March 2018</b>	<b>(0.7%)</b>	<b>→</b>



### ACTIVITY



Adjusted Scheduled Activity (UDA)		
Month	2018	2019
April	879	283
May	3,071	2,019
June	4,605	3,229
July	6,646	6,046
August	8,712	7,697
September	10,099	9,436
October	12,361	11,643
November	14,976	13,295
December	16,897	15,053
January	18,258	17,392
February	20,276	19,201
March	22,555	21,710
April	23,349	22,886
May	23,384	22,892
June	23,390	22,902

### QUALITY

	Quantity	Base Number	Contract	LHB	Wales
% of FP17s for the same patient ID Re-attending within 3 months - Children	209	3,123	6.7%	9.4%	10.8%
% of FP17s for the same patient ID Re-attending within 3 months - Adults	2,022	10,706	18.9%	14.2%	15.7%
% of FP17s for the same patient ID Re-attending between 3 & 9 months - Children	1,777	3,123	56.9%	56.0%	59.7%
% of FP17s for the same patient ID Re-attending between 3 & 9 months - Adults	6,419	10,706	60.0%	52.5%	55.5%
% of FP17s for Band 1 Urgent Courses	1,362	13,880	9.8%	9.5%	9.0%
% of FP17s Relating to Free Repair or Replacements	190	13,880	1.4%	0.8%	0.7%
% of FP17s Relating to Continuations	31	13,880	0.2%	0.6%	0.7%
% of Patients satisfied with the dentistry they have received	19	20	95.0%	89.8%	92.4%
% of Patients satisfied with the time they had to wait for an appointment	18	20	90.0%	87.8%	87.1%

\* This is based on patients treated on this contract for their most recent course of treatment. Figures in italics indicate the base number of FP17s or Patient Questionnaire responses are less than 100. N/A is shown where the base number of responses is less than 10 during the period. % is calculated as Quantity/Base number\*100

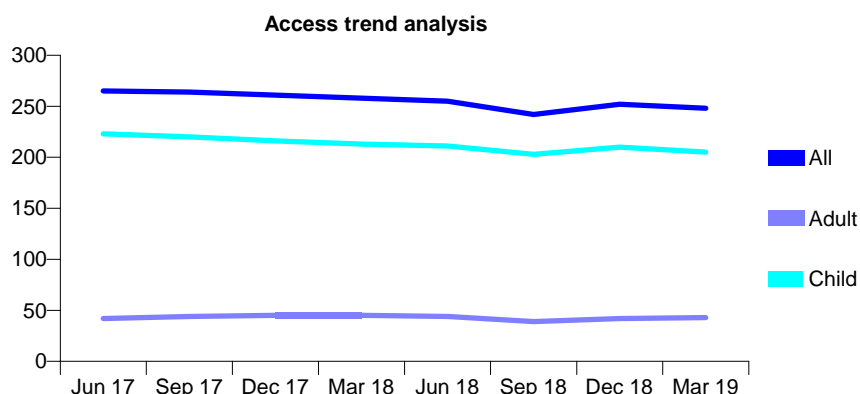
## 7A3 - Vital Signs At a Glance Contract Report for 250589/0001 - Year end March 2019

Name or company name	MR C DAVIES
Contract type name	GDS Contract
Purpose of contract	General
Contract start date	01/04/2006
Contract end date	

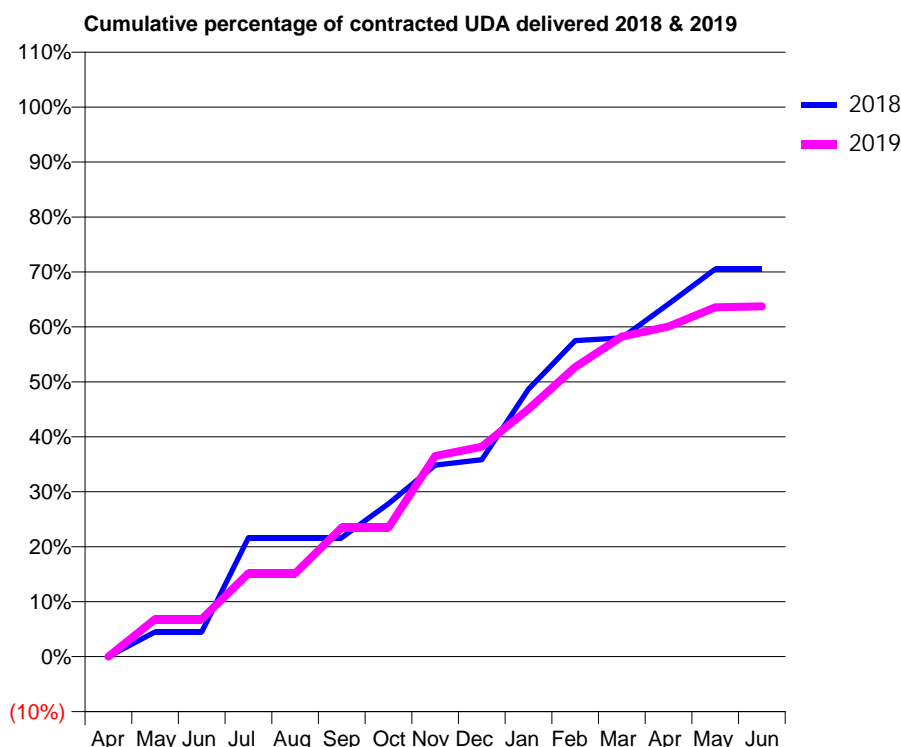
18/19 Contracted general activity (UDA)	600
Carry forward general activity (UDA)	0
18/19 Contracted orthodontic activity (UOA)	0
Carry forward orthodontic activity (UOA)	0
Baseline contract value	£13,725.96

### ACCESS\*

Patients seen in 24 months	Total	Change since previous quarter
Quarter ending March 2018	258	
Quarter ending June 2018	255	↓
Quarter ending September 2018	242	↓
Quarter ending December 2018	252	↑
Quarter ending March 2019	248	↓
<b>Variance since March 2018</b>	<b>(3.9%)</b>	<b>↓</b>



### ACTIVITY



Adjusted Scheduled Activity (UDA)		
Month	2018	2019
April	0	0
May	27	41
June	27	41
July	130	91
August	130	91
September	130	141
October	167	141
November	209	219
December	215	229
January	292	270
February	345	316
March	348	349
April	385	360
May	423	381
June	423	382

### QUALITY

	Quantity	Base Number	Contract	LHB	Wales
% of FP17s for the same patient ID Re-attending within 3 months - Children	8	329	2.4%	9.4%	10.8%
% of FP17s for the same patient ID Re-attending within 3 months - Adults	0	23	0.0%	14.2%	15.7%
% of FP17s for the same patient ID Re-attending between 3 & 9 months - Children	204	329	62.0%	56.0%	59.7%
% of FP17s for the same patient ID Re-attending between 3 & 9 months - Adults	15	23	65.2%	52.5%	55.5%
% of FP17s for Band 1 Urgent Courses	2	312	0.6%	9.5%	9.0%
% of FP17s Relating to Free Repair or Replacements	0	312	0.0%	0.8%	0.7%
% of FP17s Relating to Continuations	0	312	0.0%	0.6%	0.7%
% of Patients satisfied with the dentistry they have received	1	1	N/A	89.8%	92.4%
% of Patients satisfied with the time they had to wait for an appointment	1	1	N/A	87.8%	87.1%

\* This is based on patients treated on this contract for their most recent course of treatment.  
 Figures in italics indicate the base number of FP17s or Patient Questionnaire responses are less than 100. N/A is shown where the base number of responses is less than 10 during the period. % is calculated as Quantity/Base number\*100

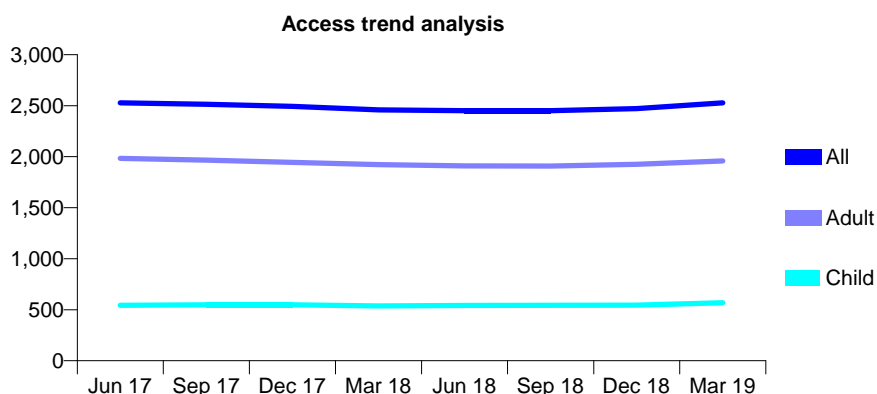
## 7A3 - Vital Signs At a Glance Contract Report for 306614/0001 - Year end March 2019

Name or company name	Kenneth Chow
Contract type name	GDS Contract
Purpose of contract	General
Contract start date	01/04/2006
Contract end date	31/03/2019

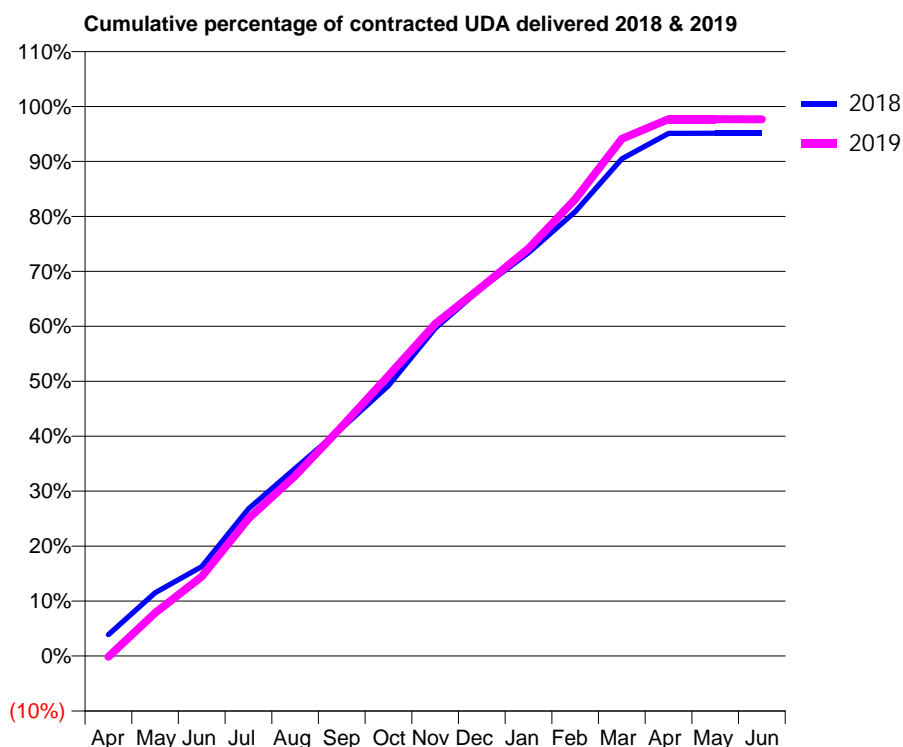
18/19 Contracted general activity (UDA)	8,000
Carry forward general activity (UDA)	309
18/19 Contracted orthodontic activity (UOA)	0
Carry forward orthodontic activity (UOA)	0
Baseline contract value	£205,195.70

### ACCESS\*

Patients seen in 24 months	Total	Change since previous quarter
Quarter ending March 2018	2,459	
Quarter ending June 2018	2,452	→
Quarter ending September 2018	2,451	→
Quarter ending December 2018	2,471	→
Quarter ending March 2019	2,528	↑
<b>Variance since March 2018</b>	<b>2.8%</b>	<b>↑</b>



### ACTIVITY



Adjusted Scheduled Activity (UDA)		
Month	2018	2019
April	311	-12
May	921	629
June	1,302	1,159
July	2,143	2,000
August	2,732	2,623
September	3,317	3,340
October	3,937	4,082
November	4,770	4,834
December	5,360	5,374
January	5,869	5,934
February	6,469	6,651
March	7,236	7,528
April	7,606	7,815
May	7,608	7,815
June	7,608	7,814

### QUALITY

	Quantity	Base Number	Contract	LHB	Wales
% of FP17s for the same patient ID Re-attending within 3 months - Children	39	853	4.6%	9.4%	10.8%
% of FP17s for the same patient ID Re-attending within 3 months - Adults	291	2,880	10.1%	14.2%	15.7%
% of FP17s for the same patient ID Re-attending between 3 & 9 months - Children	478	853	56.0%	56.0%	59.7%
% of FP17s for the same patient ID Re-attending between 3 & 9 months - Adults	1,699	2,880	59.0%	52.5%	55.5%
% of FP17s for Band 1 Urgent Courses	238	3,735	6.4%	9.5%	9.0%
% of FP17s Relating to Free Repair or Replacements	15	3,735	0.4%	0.8%	0.7%
% of FP17s Relating to Continuations	11	3,735	0.3%	0.6%	0.7%
% of Patients satisfied with the dentistry they have received	8	8	N/A	89.8%	92.4%
% of Patients satisfied with the time they had to wait for an appointment	7	8	N/A	87.8%	87.1%

\* This is based on patients treated on this contract for their most recent course of treatment.

Figures in italics indicate the base number of FP17s or Patient Questionnaire responses are less than 100. N/A is shown where the base number of responses is less than 10 during the period. % is calculated as Quantity/Base number\*100

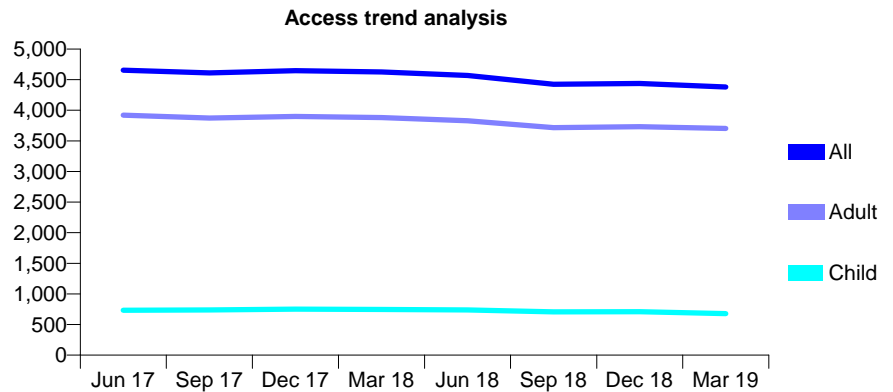
## 7A3 - Vital Signs At a Glance Contract Report for 320226/0001 - Year end March 2019

Name or company name	Gupta Dental Surgeons
Contract type name	GDS Contract
Purpose of contract	General
Contract start date	01/04/2006
Contract end date	

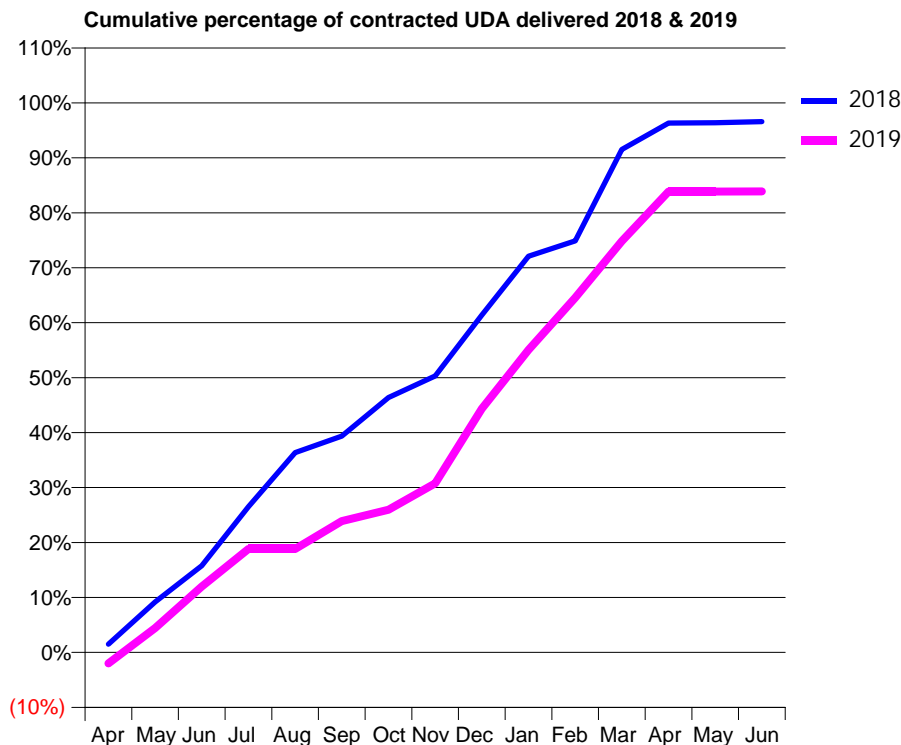
18/19 Contracted general activity (UDA)	12,523
Carry forward general activity (UDA)	254
18/19 Contracted orthodontic activity (UOA)	0
Carry forward orthodontic activity (UOA)	0
Baseline contract value	£320,920.64

### ACCESS\*

Patients seen in 24 months	Total	Change since previous quarter
Quarter ending March 2018	4,627	
Quarter ending June 2018	4,567	↓
Quarter ending September 2018	4,423	↓
Quarter ending December 2018	4,440	→
Quarter ending March 2019	4,381	↓
<b>Variance since March 2018</b>	<b>(5.3%)</b>	<b>↓</b>



### ACTIVITY



Adjusted Scheduled Activity (UDA)		
Month	2018	2019
April	186	-254
May	1,151	559
June	1,973	1,499
July	3,321	2,356
August	4,554	2,356
September	4,926	2,993
October	5,810	3,252
November	6,302	3,851
December	7,687	5,554
January	9,027	6,894
February	9,379	8,086
March	11,461	9,371
April	12,064	10,501
May	12,070	10,501
June	12,092	10,505

### QUALITY

	Quantity	Base Number	Contract	LHB	Wales
% of FP17s for the same patient ID Re-attending within 3 months - Children	52	886	5.9%	9.4%	10.8%
% of FP17s for the same patient ID Re-attending within 3 months - Adults	639	5,175	12.3%	14.2%	15.7%
% of FP17s for the same patient ID Re-attending between 3 & 9 months - Children	496	886	56.0%	56.0%	59.7%
% of FP17s for the same patient ID Re-attending between 3 & 9 months - Adults	3,212	5,175	62.1%	52.5%	55.5%
% of FP17s for Band 1 Urgent Courses	363	6,217	5.8%	9.5%	9.0%
% of FP17s Relating to Free Repair or Replacements	62	6,217	1.0%	0.8%	0.7%
% of FP17s Relating to Continuations	44	6,217	0.7%	0.6%	0.7%
% of Patients satisfied with the dentistry they have received	17	19	89.5%	89.8%	92.4%
% of Patients satisfied with the time they had to wait for an appointment	13	19	68.4%	87.8%	87.1%

\* This is based on patients treated on this contract for their most recent course of treatment. Figures in italics indicate the base number of FP17s or Patient Questionnaire responses are less than 100. N/A is shown where the base number of responses is less than 10 during the period. % is calculated as Quantity/Base number\*100



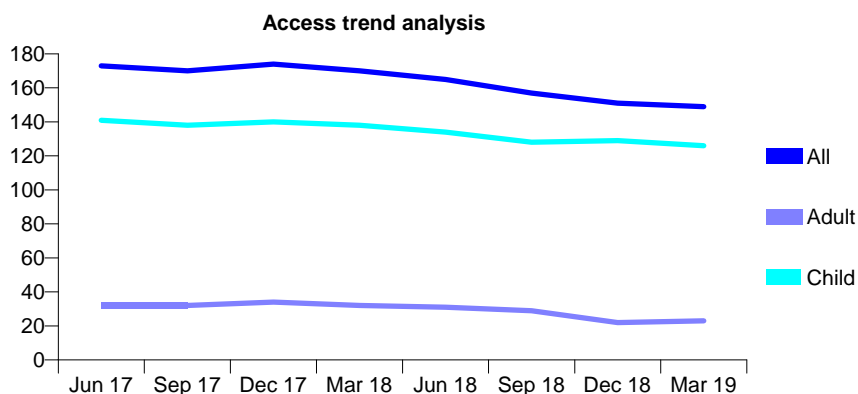
## 7A3 - Vital Signs At a Glance Contract Report for 329657/0001 - Year end March 2019

Name or company name	MR GR DAVIES
Contract type name	GDS Contract
Purpose of contract	General
Contract start date	01/04/2006
Contract end date	

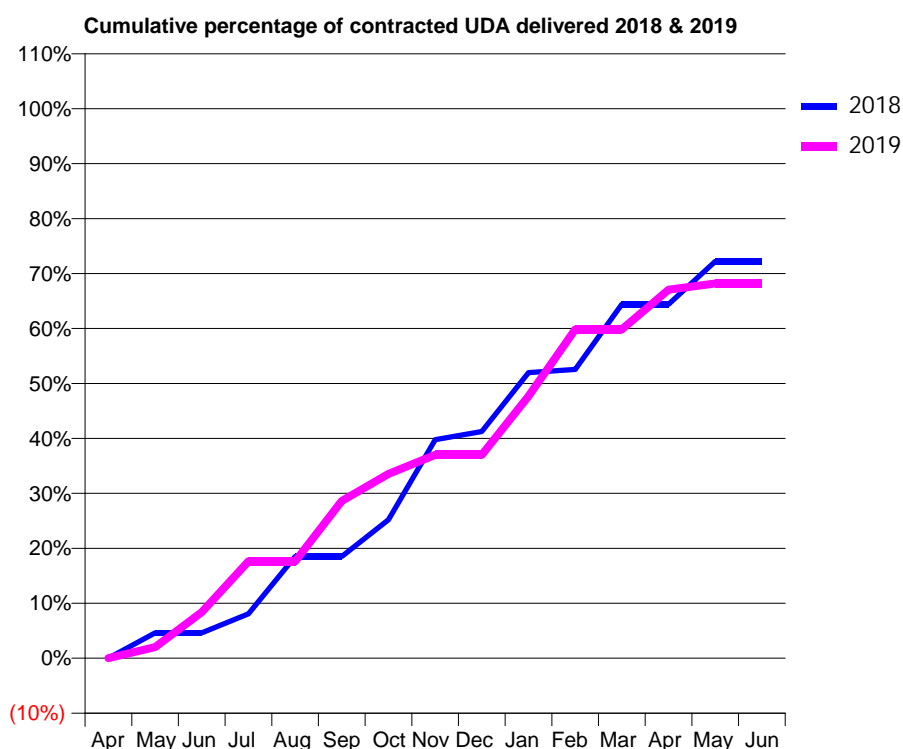
18/19 Contracted general activity (UDA)	346
Carry forward general activity (UDA)	0
18/19 Contracted orthodontic activity (UOA)	0
Carry forward orthodontic activity (UOA)	0
Baseline contract value	£9,910.33

### ACCESS\*

Patients seen in 24 months	Total	Change since previous quarter
Quarter ending March 2018	170	
Quarter ending June 2018	165	↓
Quarter ending September 2018	157	↓
Quarter ending December 2018	151	↓
Quarter ending March 2019	149	↓
<b>Variance since March 2018</b>	<b>(12.4%)</b>	<b>↓</b>



### ACTIVITY



Adjusted Scheduled Activity (UDA)		
Month	2018	2019
April	0	0
May	16	7
June	16	29
July	28	61
August	64	61
September	64	99
October	87	116
November	138	128
December	143	128
January	180	165
February	182	207
March	223	207
April	223	232
May	250	236
June	250	236

### QUALITY

	Quantity	Base Number	Contract	LHB	Wales
% of FP17s for the same patient ID Re-attending within 3 months - Children	5	185	2.7%	9.4%	10.8%
% of FP17s for the same patient ID Re-attending within 3 months - Adults	1	8	12.5%	14.2%	15.7%
% of FP17s for the same patient ID Re-attending between 3 & 9 months - Children	130	185	70.3%	56.0%	59.7%
% of FP17s for the same patient ID Re-attending between 3 & 9 months - Adults	6	8	75.0%	52.5%	55.5%
% of FP17s for Band 1 Urgent Courses	0	198	0.0%	9.5%	9.0%
% of FP17s Relating to Free Repair or Replacements	0	198	0.0%	0.8%	0.7%
% of FP17s Relating to Continuations	0	198	0.0%	0.6%	0.7%
% of Patients satisfied with the dentistry they have received	0	0	N/A	89.8%	92.4%
% of Patients satisfied with the time they had to wait for an appointment	0	0	N/A	87.8%	87.1%

\* This is based on patients treated on this contract for their most recent course of treatment. Figures in italics indicate the base number of FP17s or Patient Questionnaire responses are less than 100. N/A is shown where the base number of responses is less than 10 during the period. % is calculated as Quantity/Base number\*100

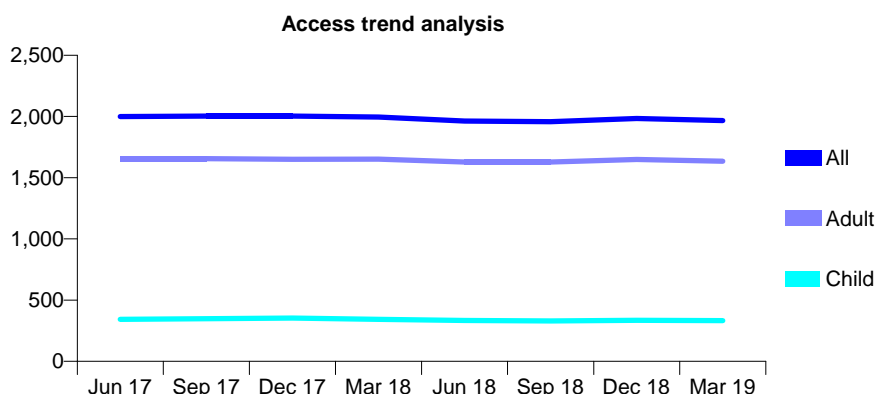
## 7A3 - Vital Signs At a Glance Contract Report for 331341/0001 - Year end March 2019

Name or company name	MR AB LLEWELLYN
Contract type name	GDS Contract
Purpose of contract	General
Contract start date	01/04/2006
Contract end date	

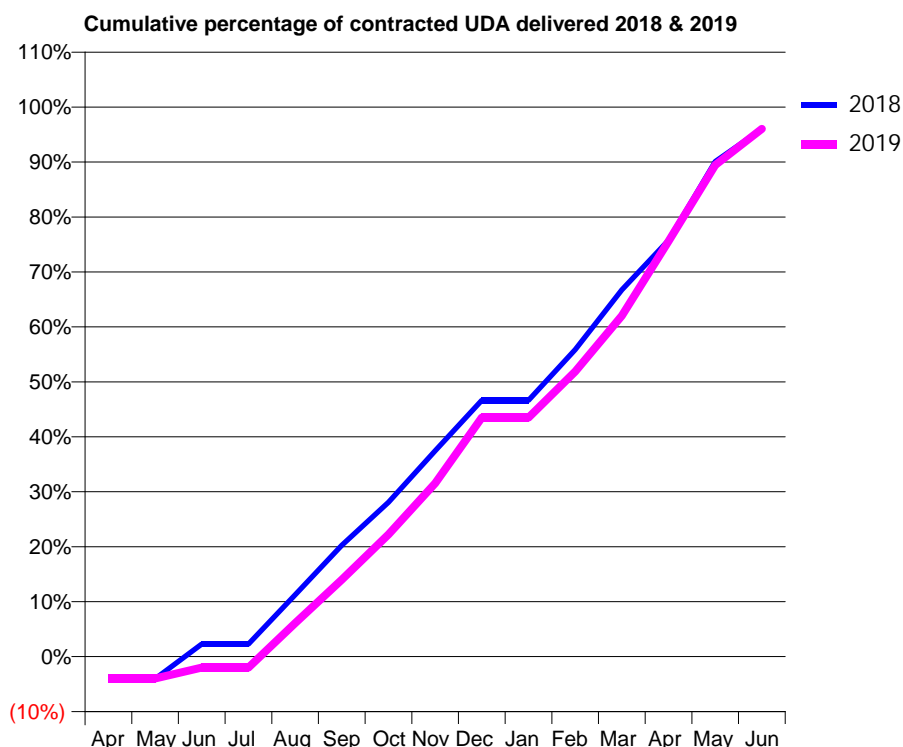
18/19 Contracted general activity (UDA)	7,188
Carry forward general activity (UDA)	287
18/19 Contracted orthodontic activity (UOA)	0
Carry forward orthodontic activity (UOA)	0
Baseline contract value	£184,247.93

### ACCESS\*

Patients seen in 24 months	Total	Change since previous quarter
Quarter ending March 2018	1,995	
Quarter ending June 2018	1,962	↓
Quarter ending September 2018	1,957	→
Quarter ending December 2018	1,984	→
Quarter ending March 2019	1,967	→
<b>Variance since March 2018</b>	<b>(1.4%)</b>	<b>↓</b>



### ACTIVITY



Adjusted Scheduled Activity (UDA)		
Month	2018	2019
April	-290	-287
May	-290	-287
June	165	-146
July	165	-146
August	810	438
September	1,456	1,005
October	2,020	1,598
November	2,692	2,268
December	3,354	3,126
January	3,354	3,126
February	4,015	3,729
March	4,795	4,457
April	5,445	5,432
May	6,476	6,428
June	6,901	6,903

### QUALITY

	Quantity	Base Number	Contract	LHB	Wales
% of FP17s for the same patient ID Re-attending within 3 months - Children	29	594	4.9%	9.4%	10.8%
% of FP17s for the same patient ID Re-attending within 3 months - Adults	343	2,674	12.8%	14.2%	15.7%
% of FP17s for the same patient ID Re-attending between 3 & 9 months - Children	444	594	74.7%	56.0%	59.7%
% of FP17s for the same patient ID Re-attending between 3 & 9 months - Adults	1,580	2,674	59.1%	52.5%	55.5%
% of FP17s for Band 1 Urgent Courses	183	3,423	5.3%	9.5%	9.0%
% of FP17s Relating to Free Repair or Replacements	54	3,423	1.6%	0.8%	0.7%
% of FP17s Relating to Continuations	43	3,423	1.3%	0.6%	0.7%
% of Patients satisfied with the dentistry they have received	16	16	100.0%	89.8%	92.4%
% of Patients satisfied with the time they had to wait for an appointment	16	16	100.0%	87.8%	87.1%

\* This is based on patients treated on this contract for their most recent course of treatment.  
 Figures in *italics* indicate the base number of FP17s or Patient Questionnaire responses are less than 100. N/A is shown where the base number of responses is less than 10 during the period. % is calculated as Quantity/Base number\*100

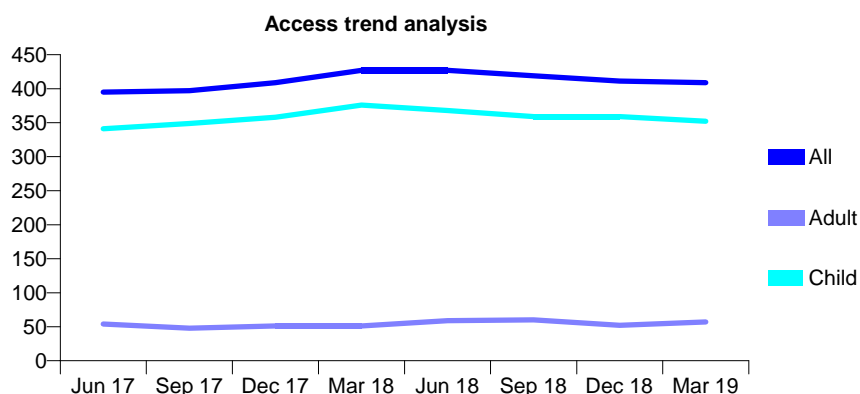
## 7A3 - Vital Signs At a Glance Contract Report for 567981/0001 - Year end March 2019

Name or company name	Mumbles Dental & Cosmetic Suite
Contract type name	GDS Contract
Purpose of contract	General
Contract start date	01/04/2006
Contract end date	

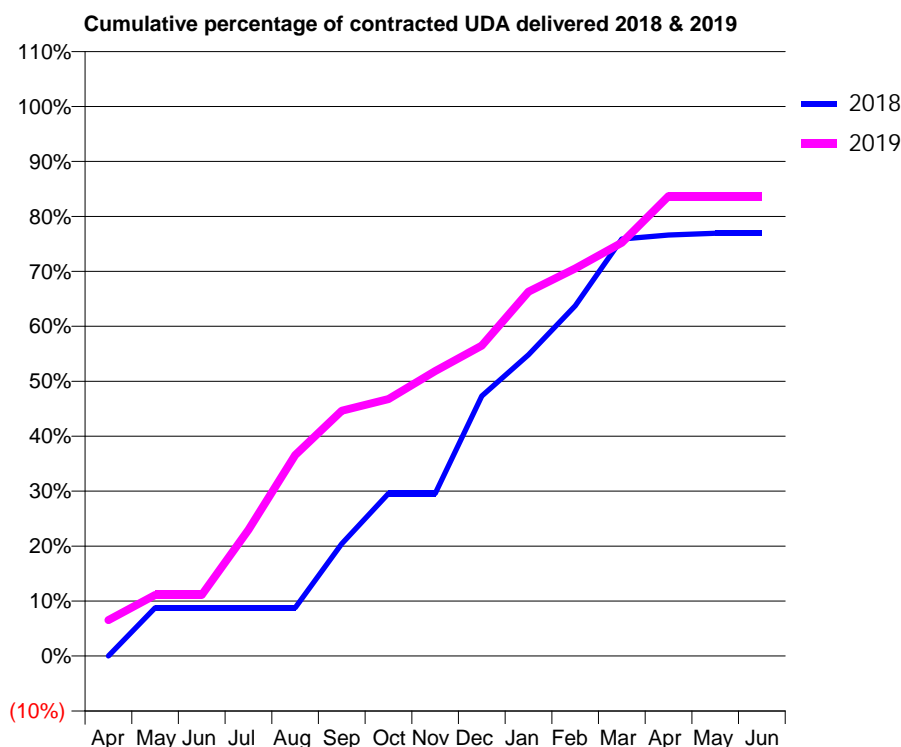
18/19 Contracted general activity (UDA)	950
Carry forward general activity (UDA)	0
18/19 Contracted orthodontic activity (UOA)	0
Carry forward orthodontic activity (UOA)	0
Baseline contract value	£29,264.20

### ACCESS\*

Patients seen in 24 months	Total	Change since previous quarter
Quarter ending March 2018	427	
Quarter ending June 2018	427	→
Quarter ending September 2018	419	↓
Quarter ending December 2018	411	↓
Quarter ending March 2019	409	→
<b>Variance since March 2018</b>	<b>(4.2%)</b>	<b>↓</b>



### ACTIVITY



Adjusted Scheduled Activity (UDA)		
Month	2018	2019
April	0	62
May	83	105
June	83	105
July	83	218
August	83	347
September	194	424
October	281	444
November	281	493
December	449	537
January	521	630
February	605	670
March	721	715
April	728	795
May	731	795
June	731	795

### QUALITY

	Quantity	Base Number	Contract	LHB	Wales
% of FP17s for the same patient ID Re-attending within 3 months - Children	35	467	7.5%	9.4%	10.8%
% of FP17s for the same patient ID Re-attending within 3 months - Adults	2	27	7.4%	14.2%	15.7%
% of FP17s for the same patient ID Re-attending between 3 & 9 months - Children	279	467	59.7%	56.0%	59.7%
% of FP17s for the same patient ID Re-attending between 3 & 9 months - Adults	14	27	51.9%	52.5%	55.5%
% of FP17s for Band 1 Urgent Courses	30	546	5.5%	9.5%	9.0%
% of FP17s Relating to Free Repair or Replacements	0	546	0.0%	0.8%	0.7%
% of FP17s Relating to Continuations	9	546	1.6%	0.6%	0.7%
% of Patients satisfied with the dentistry they have received	1	1	N/A	89.8%	92.4%
% of Patients satisfied with the time they had to wait for an appointment	1	1	N/A	87.8%	87.1%

\* This is based on patients treated on this contract for their most recent course of treatment.

Figures in italics indicate the base number of FP17s or Patient Questionnaire responses are less than 100. N/A is shown where the base number of responses is less than 10 during the period. % is calculated as Quantity/Base number\*100

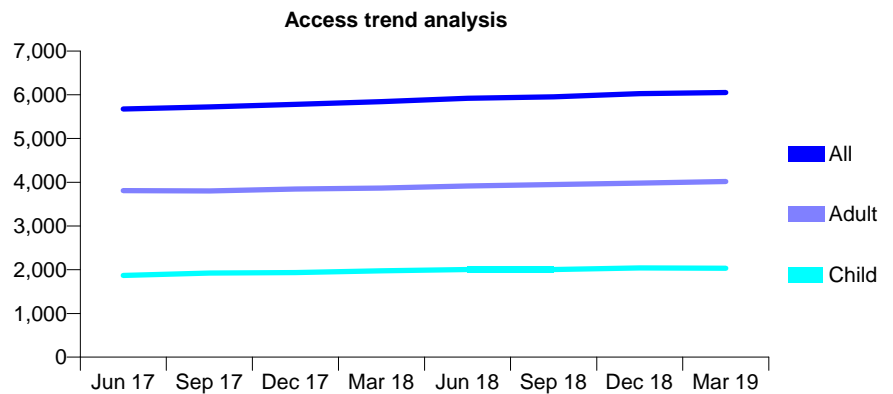
## 7A3 - Vital Signs At a Glance Contract Report for 570249/0001 - Year end March 2019

Name or company name	MR JD ISAAC
Contract type name	GDS Contract
Purpose of contract	General
Contract start date	01/04/2006
Contract end date	

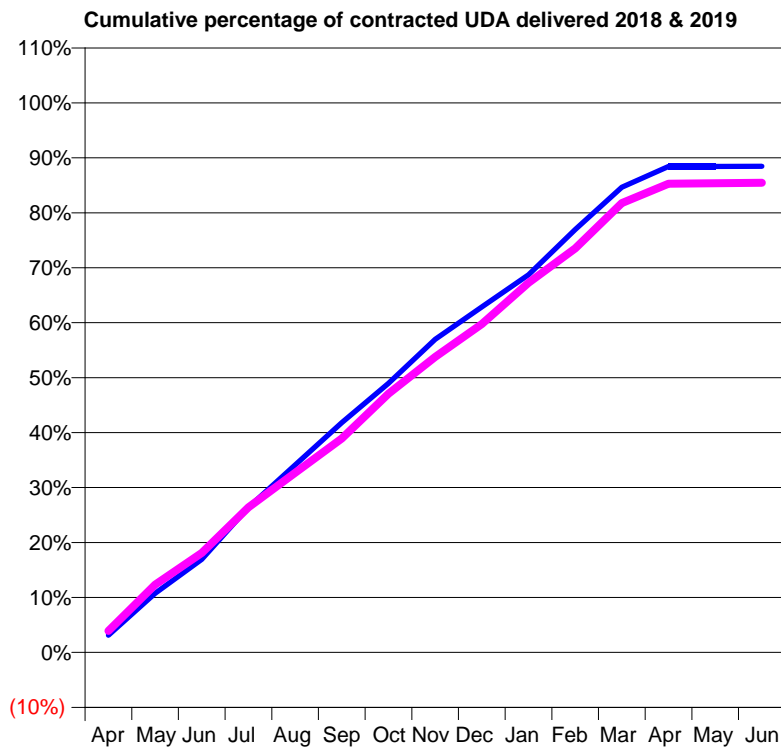
18/19 Contracted general activity (UDA)	18,024
Carry forward general activity (UDA)	0
18/19 Contracted orthodontic activity (UOA)	0
Carry forward orthodontic activity (UOA)	0
Baseline contract value	£468,705.39

### ACCESS\*

Patients seen in 24 months	Total	Change since previous quarter
Quarter ending March 2018	5,841	
Quarter ending June 2018	5,921	→
Quarter ending September 2018	5,951	→
Quarter ending December 2018	6,026	→
Quarter ending March 2019	6,053	→
<b>Variance since March 2018</b>	<b>3.6%</b>	<b>↑</b>



### ACTIVITY



Adjusted Scheduled Activity (UDA)		
Month	2018	2019
April	565	707
May	1,942	2,223
June	3,050	3,260
July	4,757	4,756
August	6,148	5,893
September	7,536	7,012
October	8,828	8,489
November	10,270	9,696
December	11,330	10,769
January	12,385	12,120
February	13,872	13,249
March	15,254	14,738
April	15,938	15,371
May	15,939	15,390
June	15,944	15,401

### QUALITY

	Quantity	Base Number	Contract	LHB	Wales
% of FP17s for the same patient ID Re-attending within 3 months - Children	131	2,717	4.8%	9.4%	10.8%
% of FP17s for the same patient ID Re-attending within 3 months - Adults	562	5,018	11.2%	14.2%	15.7%
% of FP17s for the same patient ID Re-attending between 3 & 9 months - Children	1,221	2,717	44.9%	56.0%	59.7%
% of FP17s for the same patient ID Re-attending between 3 & 9 months - Adults	2,046	5,018	40.8%	52.5%	55.5%
% of FP17s for Band 1 Urgent Courses	647	7,684	8.4%	9.5%	9.0%
% of FP17s Relating to Free Repair or Replacements	54	7,684	0.7%	0.8%	0.7%
% of FP17s Relating to Continuations	19	7,684	0.2%	0.6%	0.7%
% of Patients satisfied with the dentistry they have received	12	13	92.3%	89.8%	92.4%
% of Patients satisfied with the time they had to wait for an appointment	13	13	100.0%	87.8%	87.1%

\* This is based on patients treated on this contract for their most recent course of treatment. Figures in italics indicate the base number of FP17s or Patient Questionnaire responses are less than 100. N/A is shown where the base number of responses is less than 10 during the period. % is calculated as Quantity/Base number\*100

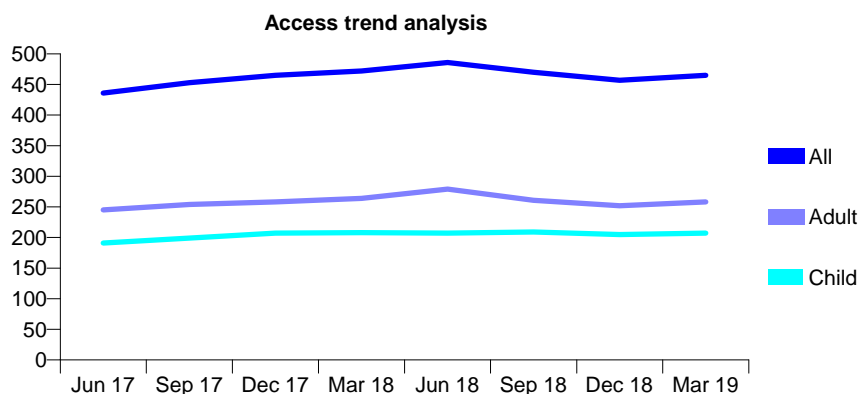
## 7A3 - Vital Signs At a Glance Contract Report for 570354/0001 - Year end March 2019

Name or company name	MRS HJ JOHN
Contract type name	GDS Contract
Purpose of contract	General
Contract start date	01/04/2006
Contract end date	

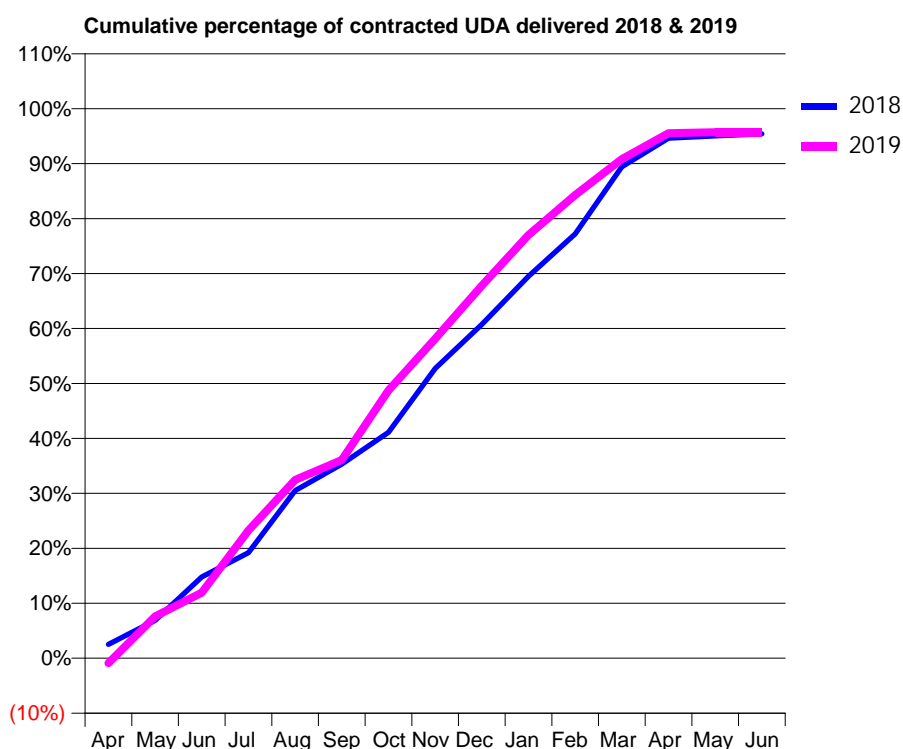
18/19 Contracted general activity (UDA)	1,000
Carry forward general activity (UDA)	46
18/19 Contracted orthodontic activity (UOA)	0
Carry forward orthodontic activity (UOA)	0
Baseline contract value	£27,483.41

### ACCESS\*

Patients seen in 24 months	Total	Change since previous quarter
Quarter ending March 2018	472	
Quarter ending June 2018	486	↑
Quarter ending September 2018	470	↓
Quarter ending December 2018	457	↓
Quarter ending March 2019	465	→
<b>Variance since March 2018</b>	<b>(1.5%)</b>	<b>↓</b>



### ACTIVITY



Adjusted Scheduled Activity (UDA)		
Month	2018	2019
April	25	-9
May	69	76
June	148	119
July	192	233
August	305	325
September	353	361
October	411	487
November	527	582
December	607	678
January	695	770
February	772	843
March	894	908
April	946	955
May	950	957
June	954	957

### QUALITY

	Quantity	Base Number	Contract	LHB	Wales
% of FP17s for the same patient ID Re-attending within 3 months - Children	30	428	7.0%	9.4%	10.8%
% of FP17s for the same patient ID Re-attending within 3 months - Adults	23	288	8.0%	14.2%	15.7%
% of FP17s for the same patient ID Re-attending between 3 & 9 months - Children	336	428	78.5%	56.0%	59.7%
% of FP17s for the same patient ID Re-attending between 3 & 9 months - Adults	150	288	52.1%	52.5%	55.5%
% of FP17s for Band 1 Urgent Courses	11	718	1.5%	9.5%	9.0%
% of FP17s Relating to Free Repair or Replacements	0	718	0.0%	0.8%	0.7%
% of FP17s Relating to Continuations	0	718	0.0%	0.6%	0.7%
% of Patients satisfied with the dentistry they have received	0	1	N/A	89.8%	92.4%
% of Patients satisfied with the time they had to wait for an appointment	0	1	N/A	87.8%	87.1%

\* This is based on patients treated on this contract for their most recent course of treatment. Figures in italics indicate the base number of FP17s or Patient Questionnaire responses are less than 100. N/A is shown where the base number of responses is less than 10 during the period. % is calculated as Quantity/Base number\*100

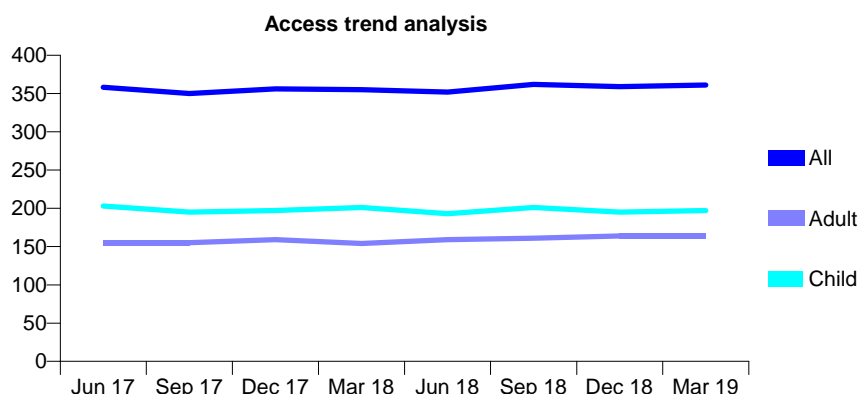
## 7A3 - Vital Signs At a Glance Contract Report for 652105/0001 - Year end March 2019

Name or company name	MR HJ PRICE
Contract type name	GDS Contract
Purpose of contract	General
Contract start date	01/04/2006
Contract end date	31/03/2019

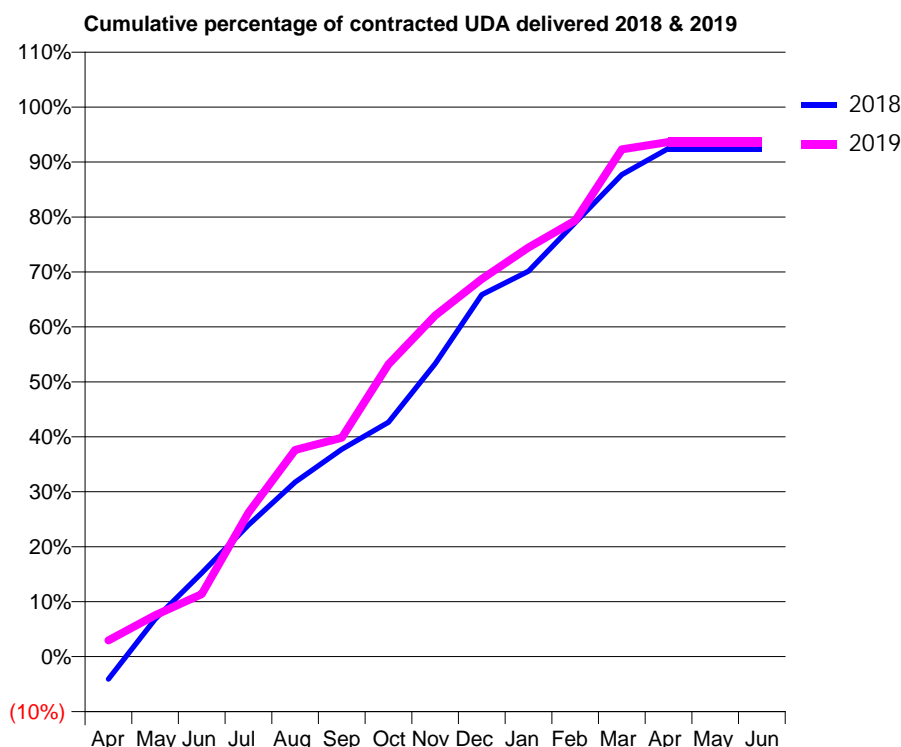
18/19 Contracted general activity (UDA)	850
Carry forward general activity (UDA)	0
18/19 Contracted orthodontic activity (UOA)	0
Carry forward orthodontic activity (UOA)	0
Baseline contract value	£19,734.03

### ACCESS\*

Patients seen in 24 months	Total	Change since previous quarter
Quarter ending March 2018	355	
Quarter ending June 2018	352	→
Quarter ending September 2018	362	↑
Quarter ending December 2018	359	→
Quarter ending March 2019	361	→
<b>Variance since March 2018</b>	<b>1.7%</b>	<b>→</b>



### ACTIVITY



Adjusted Scheduled Activity (UDA)		
Month	2018	2019
April	-35	25
May	58	64
June	129	97
July	204	223
August	270	320
September	321	339
October	363	452
November	453	528
December	560	584
January	596	633
February	671	674
March	746	785
April	786	796
May	786	796
June	786	796

### QUALITY

	Quantity	Base Number	Contract	LHB	Wales
% of FP17s for the same patient ID Re-attending within 3 months - Children	16	291	5.5%	9.4%	10.8%
% of FP17s for the same patient ID Re-attending within 3 months - Adults	28	207	13.5%	14.2%	15.7%
% of FP17s for the same patient ID Re-attending between 3 & 9 months - Children	167	291	57.4%	56.0%	59.7%
% of FP17s for the same patient ID Re-attending between 3 & 9 months - Adults	99	207	47.8%	52.5%	55.5%
% of FP17s for Band 1 Urgent Courses	32	478	6.7%	9.5%	9.0%
% of FP17s Relating to Free Repair or Replacements	1	478	0.2%	0.8%	0.7%
% of FP17s Relating to Continuations	0	478	0.0%	0.6%	0.7%
% of Patients satisfied with the dentistry they have received	1	1	N/A	89.8%	92.4%
% of Patients satisfied with the time they had to wait for an appointment	1	1	N/A	87.8%	87.1%

\* This is based on patients treated on this contract for their most recent course of treatment.  
 Figures in *italics* indicate the base number of FP17s or Patient Questionnaire responses are less than 100. N/A is shown where the base number of responses is less than 10 during the period. % is calculated as Quantity/Base number\*100

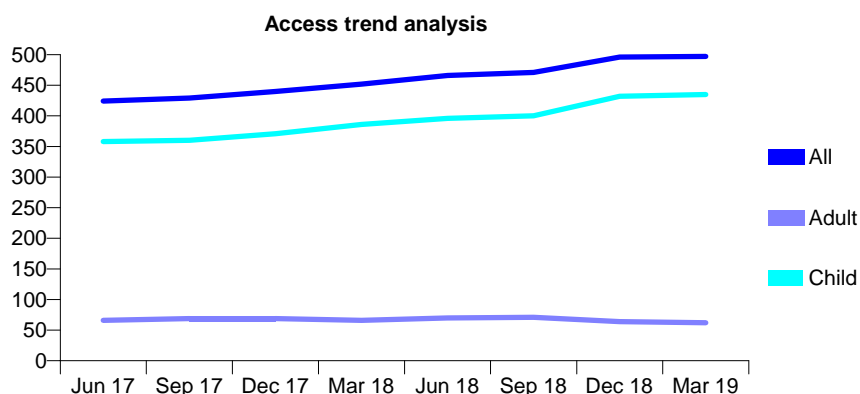
## 7A3 - Vital Signs At a Glance Contract Report for 653721/0001 - Year end March 2019

Name or company name	MR CJ DAVISON
Contract type name	GDS Contract
Purpose of contract	General
Contract start date	01/04/2006
Contract end date	

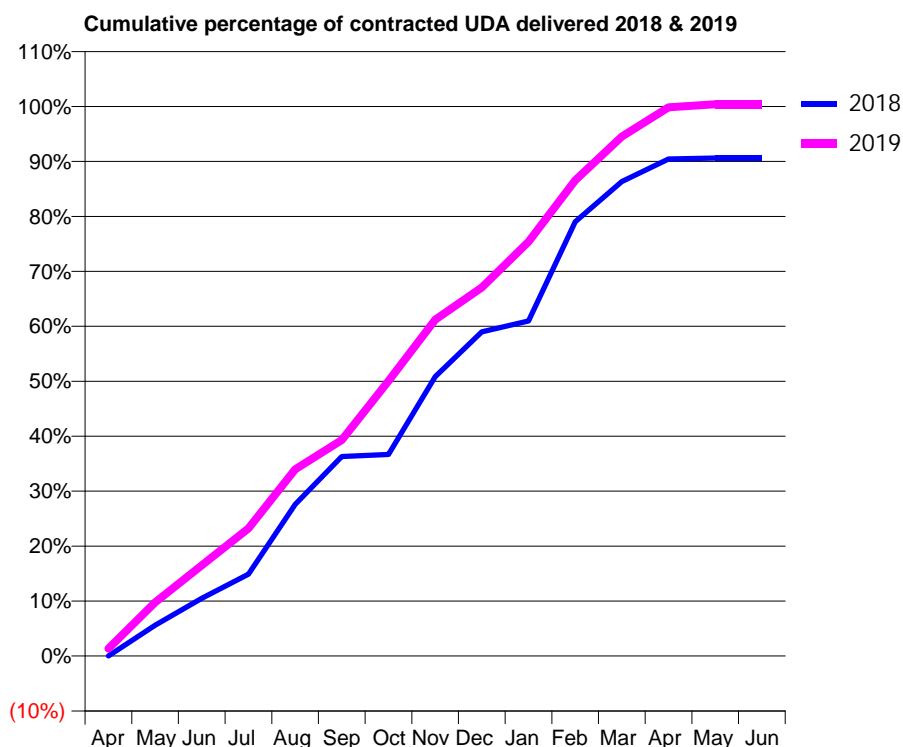
18/19 Contracted general activity (UDA)	1,070
Carry forward general activity (UDA)	0
18/19 Contracted orthodontic activity (UOA)	0
Carry forward orthodontic activity (UOA)	0
Baseline contract value	£27,451.24

### ACCESS\*

Patients seen in 24 months	Total	Change since previous quarter
Quarter ending March 2018	452	
Quarter ending June 2018	466	↑
Quarter ending September 2018	471	→
Quarter ending December 2018	496	↑
Quarter ending March 2019	497	→
<b>Variance since March 2018</b>	<b>10.0%</b>	<b>↑</b>



### ACTIVITY



Adjusted Scheduled Activity (UDA)		
Month	2018	2019
April	0	14
May	60	104
June	112	176
July	159	249
August	295	364
September	389	421
October	393	536
November	544	655
December	631	718
January	652	807
February	846	926
March	924	1,011
April	968	1,068
May	970	1,074
June	970	1,074

### QUALITY

	Quantity	Base Number	Contract	LHB	Wales
% of FP17s for the same patient ID Re-attending within 3 months - Children	49	781	6.3%	9.4%	10.8%
% of FP17s for the same patient ID Re-attending within 3 months - Adults	3	41	7.3%	14.2%	15.7%
% of FP17s for the same patient ID Re-attending between 3 & 9 months - Children	547	781	70.0%	56.0%	59.7%
% of FP17s for the same patient ID Re-attending between 3 & 9 months - Adults	30	41	73.2%	52.5%	55.5%
% of FP17s for Band 1 Urgent Courses	8	807	1.0%	9.5%	9.0%
% of FP17s Relating to Free Repair or Replacements	0	807	0.0%	0.8%	0.7%
% of FP17s Relating to Continuations	3	807	0.4%	0.6%	0.7%
% of Patients satisfied with the dentistry they have received	0	0	N/A	89.8%	92.4%
% of Patients satisfied with the time they had to wait for an appointment	0	0	N/A	87.8%	87.1%

\* This is based on patients treated on this contract for their most recent course of treatment.

Figures in italics indicate the base number of FP17s or Patient Questionnaire responses are less than 100. N/A is shown where the base number of responses is less than 10 during the period. % is calculated as Quantity/Base number\*100



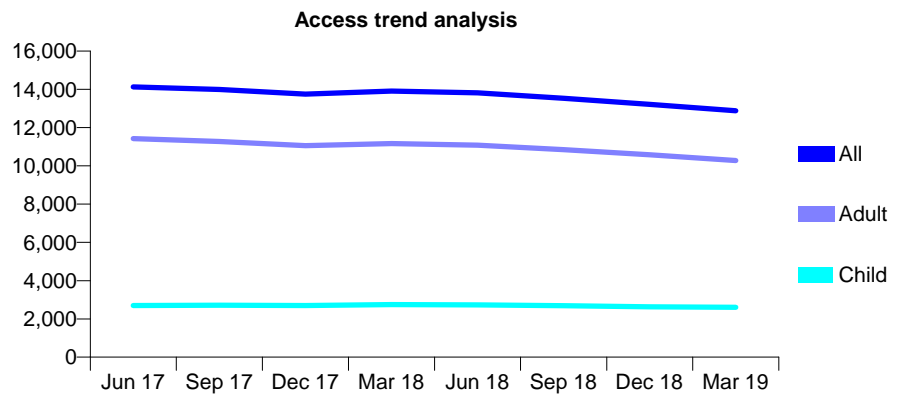
## 7A3 - Vital Signs At a Glance Contract Report for 682632/0002 - Year end March 2019

Name or company name	Crescent Dental Ltd
Contract type name	GDS Contract
Purpose of contract	General
Contract start date	01/08/2008
Contract end date	

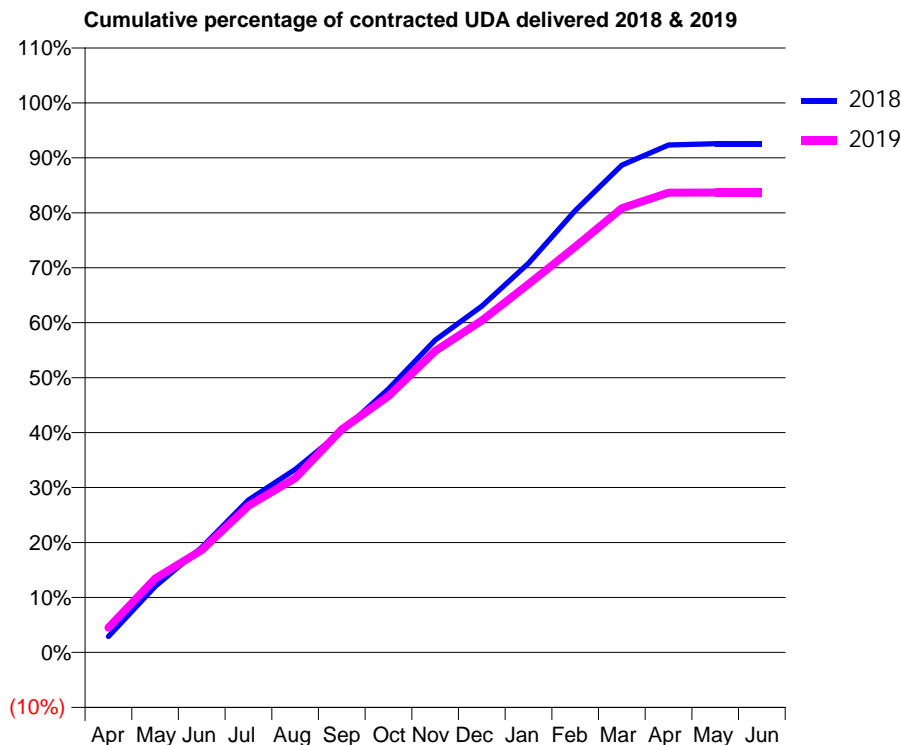
18/19 Contracted general activity (UDA)	40,703
Carry forward general activity (UDA)	0
18/19 Contracted orthodontic activity (UOA)	0
Carry forward orthodontic activity (UOA)	0
Baseline contract value	£1,043,696.91

### ACCESS\*

Patients seen in 24 months	Total	Change since previous quarter
Quarter ending March 2018	13,915	
Quarter ending June 2018	13,814	→
Quarter ending September 2018	13,532	↓
Quarter ending December 2018	13,216	↓
Quarter ending March 2019	12,882	↓
<b>Variance since March 2018</b>	<b>(7.4%)</b>	<b>↓</b>



### ACTIVITY



Adjusted Scheduled Activity (UDA)		
Month	2018	2019
April	1,181	1,835
May	4,890	5,469
June	7,774	7,576
July	11,291	10,855
August	13,560	12,907
September	16,384	16,522
October	19,522	18,984
November	23,129	22,324
December	25,644	24,576
January	28,831	27,290
February	32,718	30,044
March	36,090	32,901
April	37,576	34,056
May	37,675	34,058
June	37,676	34,057

### QUALITY

	Quantity	Base Number	Contract	LHB	Wales
% of FP17s for the same patient ID Re-attending within 3 months - Children	211	3,701	5.7%	9.4%	10.8%
% of FP17s for the same patient ID Re-attending within 3 months - Adults	2,148	15,714	13.7%	14.2%	15.7%
% of FP17s for the same patient ID Re-attending between 3 & 9 months - Children	2,180	3,701	58.9%	56.0%	59.7%
% of FP17s for the same patient ID Re-attending between 3 & 9 months - Adults	9,267	15,714	59.0%	52.5%	55.5%
% of FP17s for Band 1 Urgent Courses	1,737	18,560	9.4%	9.5%	9.0%
% of FP17s Relating to Free Repair or Replacements	271	18,560	1.5%	0.8%	0.7%
% of FP17s Relating to Continuations	100	18,560	0.5%	0.6%	0.7%
% of Patients satisfied with the dentistry they have received	25	31	80.6%	89.8%	92.4%
% of Patients satisfied with the time they had to wait for an appointment	27	31	87.1%	87.8%	87.1%

\* This is based on patients treated on this contract for their most recent course of treatment.

Figures in italics indicate the base number of FP17s or Patient Questionnaire responses are less than 100. N/A is shown where the base number of responses is less than 10 during the period. % is calculated as Quantity/Base number\*100

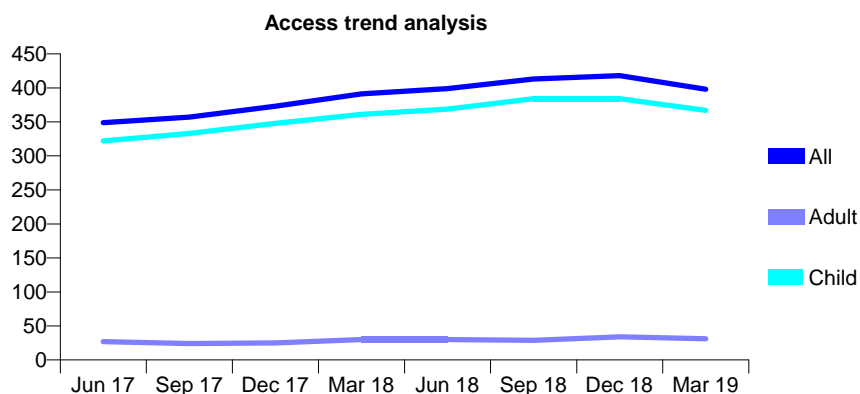
## 7A3 - Vital Signs At a Glance Contract Report for 724998/0001 - Year end March 2019

Name or company name	MR AH BEAK
Contract type name	GDS Contract
Purpose of contract	General
Contract start date	01/04/2006
Contract end date	

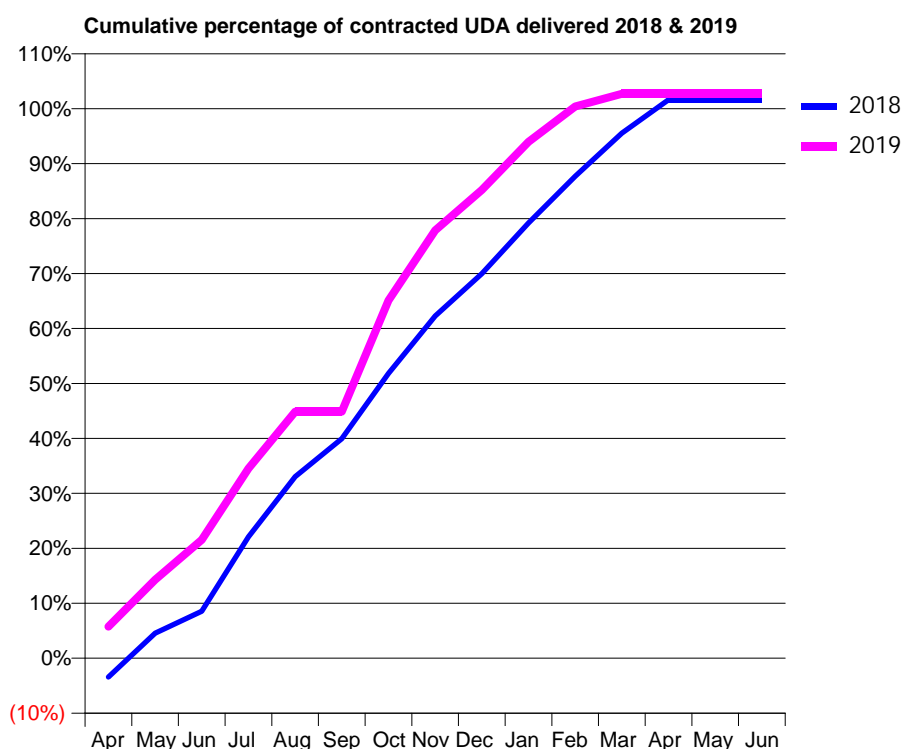
18/19 Contracted general activity (UDA)	780
Carry forward general activity (UDA)	0
18/19 Contracted orthodontic activity (UOA)	0
Carry forward orthodontic activity (UOA)	0
Baseline contract value	£20,158.20

### ACCESS\*

Patients seen in 24 months	Total	Change since previous quarter
Quarter ending March 2018	391	
Quarter ending June 2018	399	↑
Quarter ending September 2018	413	↑
Quarter ending December 2018	418	→
Quarter ending March 2019	398	↓
<b>Variance since March 2018</b>	<b>1.8%</b>	<b>→</b>



### ACTIVITY



Adjusted Scheduled Activity (UDA)		
Month	2018	2019
April	-27	45
May	36	111
June	67	168
July	172	269
August	258	350
September	311	350
October	404	508
November	486	607
December	546	664
January	618	733
February	684	783
March	745	801
April	793	801
May	793	801
June	793	801

### QUALITY

	Quantity	Base Number	Contract	LHB	Wales
% of FP17s for the same patient ID Re-attending within 3 months - Children	42	622	6.8%	9.4%	10.8%
% of FP17s for the same patient ID Re-attending within 3 months - Adults	0	1	0.0%	14.2%	15.7%
% of FP17s for the same patient ID Re-attending between 3 & 9 months - Children	430	622	69.1%	56.0%	59.7%
% of FP17s for the same patient ID Re-attending between 3 & 9 months - Adults	1	1	100.0%	52.5%	55.5%
% of FP17s for Band 1 Urgent Courses	26	586	4.4%	9.5%	9.0%
% of FP17s Relating to Free Repair or Replacements	0	586	0.0%	0.8%	0.7%
% of FP17s Relating to Continuations	6	586	1.0%	0.6%	0.7%
% of Patients satisfied with the dentistry they have received	0	0	N/A	89.8%	92.4%
% of Patients satisfied with the time they had to wait for an appointment	0	0	N/A	87.8%	87.1%

\* This is based on patients treated on this contract for their most recent course of treatment. Figures in italics indicate the base number of FP17s or Patient Questionnaire responses are less than 100. N/A is shown where the base number of responses is less than 10 during the period. % is calculated as Quantity/Base number\*100

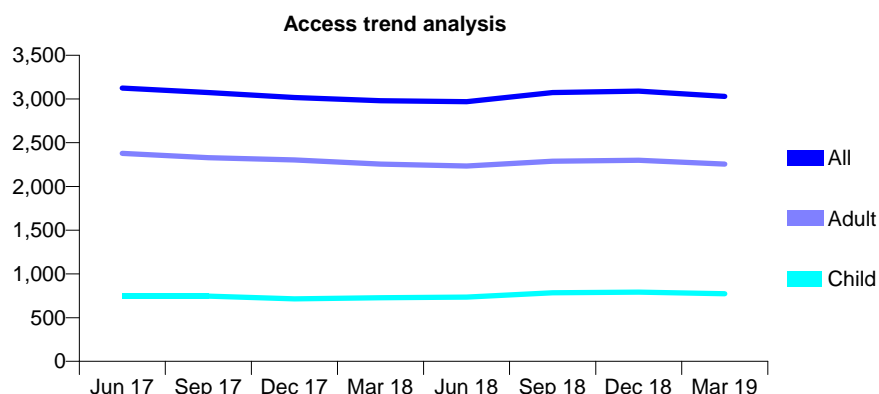
## 7A3 - Vital Signs At a Glance Contract Report for 725390/0001 - Year end March 2019

Name or company name	R Kadenhe
Contract type name	Pilot Contract
Purpose of contract	General
Contract start date	01/04/2006
Contract end date	31/03/2019

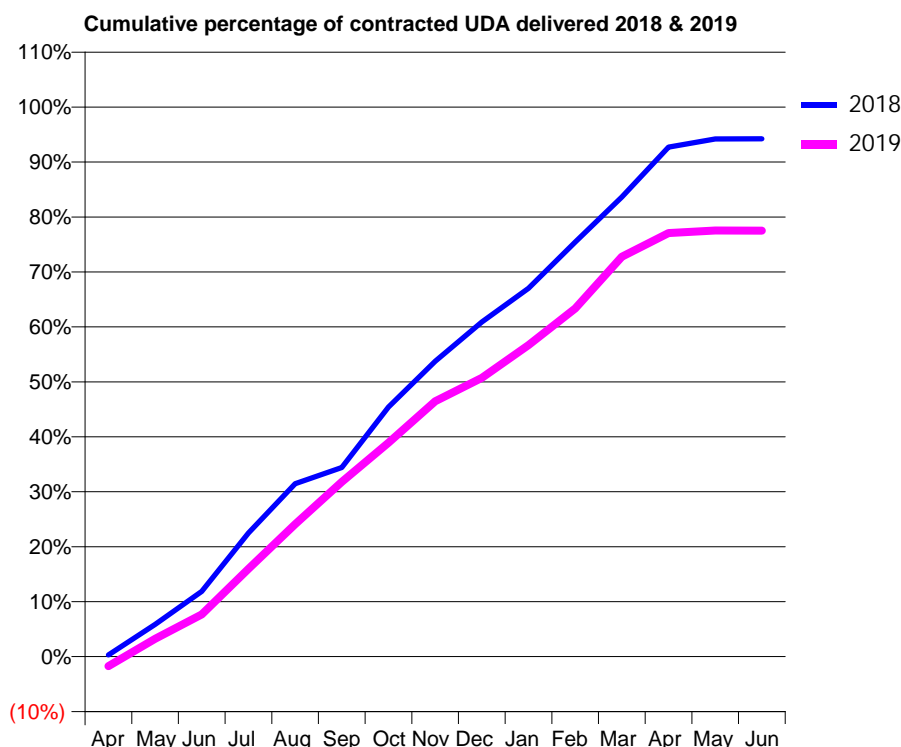
18/19 Contracted general activity (UDA)	11,888
Carry forward general activity (UDA)	474
18/19 Contracted orthodontic activity (UOA)	0
Carry forward orthodontic activity (UOA)	0
Baseline contract value	£304,817.69

### ACCESS\*

Patients seen in 24 months	Total	Change since previous quarter
Quarter ending March 2018	2,981	
Quarter ending June 2018	2,968	→
Quarter ending September 2018	3,073	↑
Quarter ending December 2018	3,091	→
Quarter ending March 2019	3,029	↓
<b>Variance since March 2018</b>	<b>1.6%</b>	<b>→</b>



### ACTIVITY



Adjusted Scheduled Activity (UDA)		
Month	2018	2019
April	29	-210
May	566	386
June	1,141	913
July	2,160	1,901
August	3,020	2,865
September	3,302	3,779
October	4,361	4,628
November	5,160	5,524
December	5,843	6,029
January	6,433	6,736
February	7,242	7,531
March	8,030	8,651
April	8,901	9,160
May	9,042	9,217
June	9,046	9,215

### QUALITY

	Quantity	Base Number	Contract	LHB	Wales
% of FP17s for the same patient ID Re-attending within 3 months - Children	60	973	6.2%	9.4%	10.8%
% of FP17s for the same patient ID Re-attending within 3 months - Adults	523	3,099	16.9%	14.2%	15.7%
% of FP17s for the same patient ID Re-attending between 3 & 9 months - Children	371	973	38.1%	56.0%	59.7%
% of FP17s for the same patient ID Re-attending between 3 & 9 months - Adults	1,291	3,099	41.7%	52.5%	55.5%
% of FP17s for Band 1 Urgent Courses	260	3,982	6.5%	9.5%	9.0%
% of FP17s Relating to Free Repair or Replacements	42	3,982	1.1%	0.8%	0.7%
% of FP17s Relating to Continuations	35	3,982	0.9%	0.6%	0.7%
% of Patients satisfied with the dentistry they have received	10	11	90.9%	89.8%	92.4%
% of Patients satisfied with the time they had to wait for an appointment	10	11	90.9%	87.8%	87.1%

\* This is based on patients treated on this contract for their most recent course of treatment.  
 Figures in *italics* indicate the base number of FP17s or Patient Questionnaire responses are less than 100. N/A is shown where the base number of responses is less than 10 during the period. % is calculated as Quantity/Base number\*100

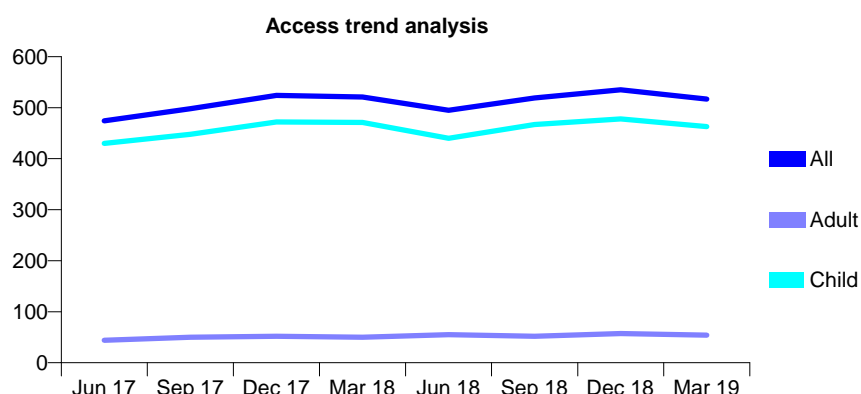
## 7A3 - Vital Signs At a Glance Contract Report for 737100/0001 - Year end March 2019

Name or company name	MISS NL YOUNG
Contract type name	GDS Contract
Purpose of contract	General
Contract start date	01/04/2006
Contract end date	

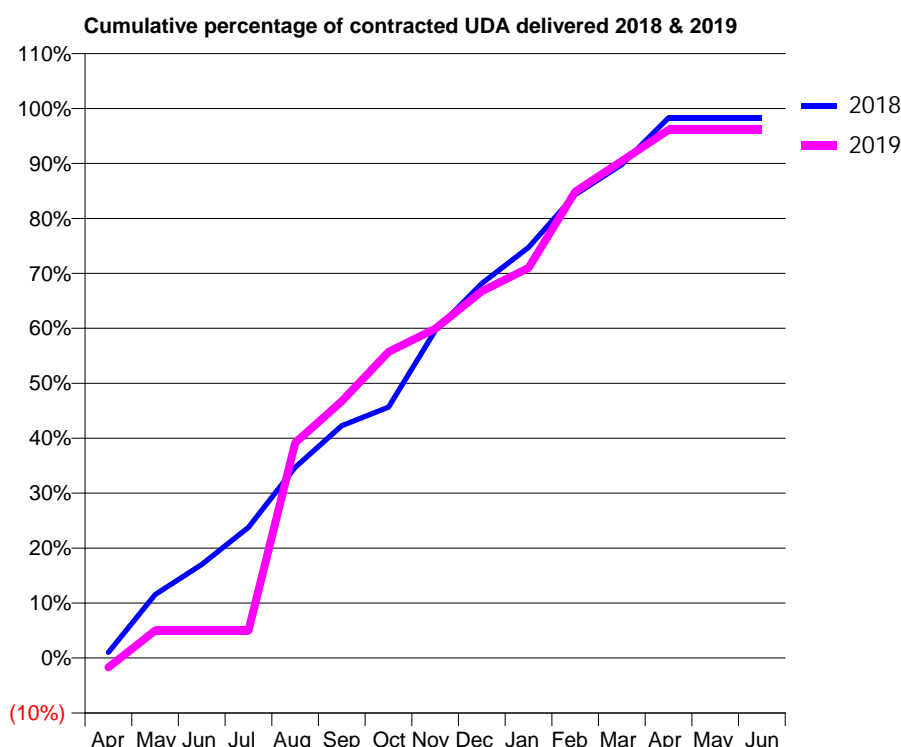
18/19 Contracted general activity (UDA)	1,862
Carry forward general activity (UDA)	32
18/19 Contracted orthodontic activity (UOA)	0
Carry forward orthodontic activity (UOA)	0
Baseline contract value	£43,742.23

### ACCESS\*

Patients seen in 24 months	Total	Change since previous quarter
Quarter ending March 2018	521	
Quarter ending June 2018	495	↓
Quarter ending September 2018	519	↑
Quarter ending December 2018	535	↑
Quarter ending March 2019	517	↓
<b>Variance since March 2018</b>	<b>(0.8%)</b>	→



### ACTIVITY



Adjusted Scheduled Activity (UDA)		
Month	2018	2019
April	19	-32
May	215	93
June	317	93
July	443	93
August	646	729
September	787	870
October	850	1,037
November	1,109	1,116
December	1,269	1,243
January	1,391	1,322
February	1,570	1,580
March	1,672	1,684
April	1,830	1,789
May	1,830	1,789
June	1,830	1,789

### QUALITY

	Quantity	Base Number	Contract	LHB	Wales
% of FP17s for the same patient ID Re-attending within 3 months - Children	252	1,108	22.7%	9.4%	10.8%
% of FP17s for the same patient ID Re-attending within 3 months - Adults	7	25	28.0%	14.2%	15.7%
% of FP17s for the same patient ID Re-attending between 3 & 9 months - Children	669	1,108	60.4%	56.0%	59.7%
% of FP17s for the same patient ID Re-attending between 3 & 9 months - Adults	14	25	56.0%	52.5%	55.5%
% of FP17s for Band 1 Urgent Courses	0	1,103	0.0%	9.5%	9.0%
% of FP17s Relating to Free Repair or Replacements	0	1,103	0.0%	0.8%	0.7%
% of FP17s Relating to Continuations	0	1,103	0.0%	0.6%	0.7%
% of Patients satisfied with the dentistry they have received	1	1	N/A	89.8%	92.4%
% of Patients satisfied with the time they had to wait for an appointment	1	1	N/A	87.8%	87.1%

\* This is based on patients treated on this contract for their most recent course of treatment.

Figures in italics indicate the base number of FP17s or Patient Questionnaire responses are less than 100. N/A is shown where the base number of responses is less than 10 during the period. % is calculated as Quantity/Base number\*100

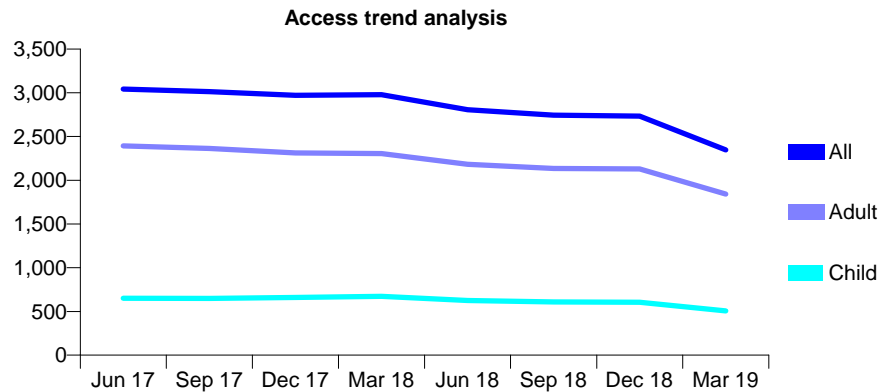
## 7A3 - Vital Signs At a Glance Contract Report for 746339/0001 - Year end March 2019

Name or company name	Park Street Surgery Ltd
Contract type name	GDS Contract
Purpose of contract	General
Contract start date	01/04/2006
Contract end date	31/03/2019

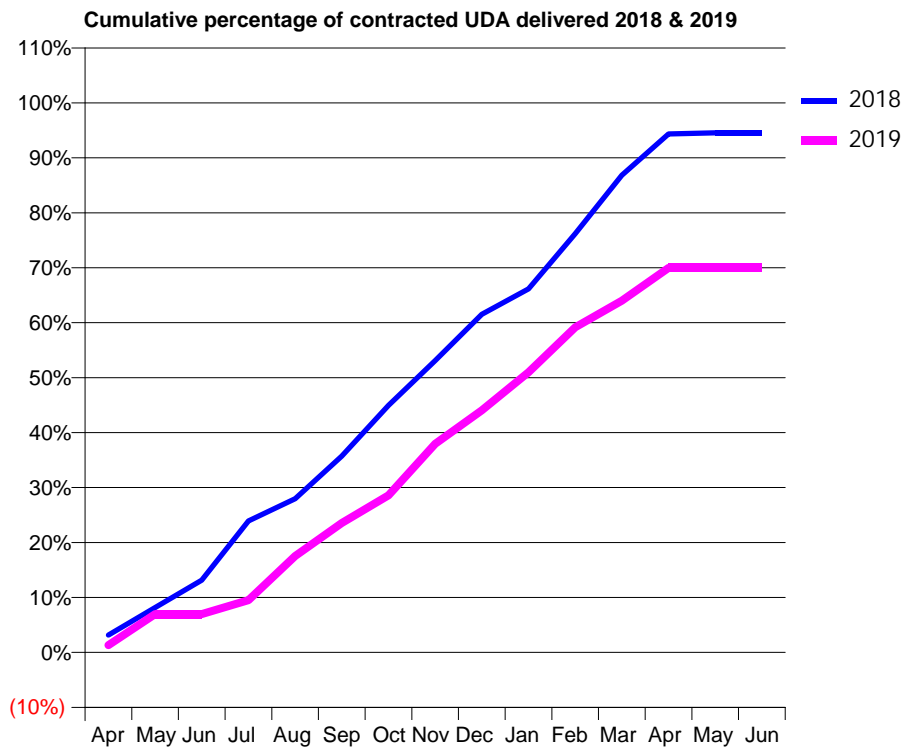
18/19 Contracted general activity (UDA)	6,638
Carry forward general activity (UDA)	0
18/19 Contracted orthodontic activity (UOA)	0
Carry forward orthodontic activity (UOA)	0
Baseline contract value	£174,178.13

### ACCESS\*

Patients seen in 24 months	Total	Change since previous quarter
Quarter ending March 2018	2,977	
Quarter ending June 2018	2,807	↓
Quarter ending September 2018	2,745	↓
Quarter ending December 2018	2,734	→
Quarter ending March 2019	2,346	↓
<b>Variance since March 2018</b>	<b>(21.2%)</b>	<b>↓</b>



### ACTIVITY



Adjusted Scheduled Activity (UDA)		
Month	2018	2019
April	239	86
May	619	459
June	997	459
July	1,816	626
August	2,121	1,155
September	2,708	1,551
October	3,410	1,883
November	4,028	2,500
December	4,666	2,901
January	5,018	3,355
February	5,777	3,893
March	6,583	4,213
April	7,153	4,606
May	7,168	4,606
June	7,168	4,606

### QUALITY

	Quantity	Base Number	Contract	LHB	Wales
% of FP17s for the same patient ID Re-attending within 3 months - Children	21	591	3.6%	9.4%	10.8%
% of FP17s for the same patient ID Re-attending within 3 months - Adults	163	1,997	8.2%	14.2%	15.7%
% of FP17s for the same patient ID Re-attending between 3 & 9 months - Children	276	591	46.7%	56.0%	59.7%
% of FP17s for the same patient ID Re-attending between 3 & 9 months - Adults	754	1,997	37.8%	52.5%	55.5%
% of FP17s for Band 1 Urgent Courses	132	2,523	5.2%	9.5%	9.0%
% of FP17s Relating to Free Repair or Replacements	23	2,523	0.9%	0.8%	0.7%
% of FP17s Relating to Continuations	18	2,523	0.7%	0.6%	0.7%
% of Patients satisfied with the dentistry they have received	8	9	N/A	89.8%	92.4%
% of Patients satisfied with the time they had to wait for an appointment	9	9	N/A	87.8%	87.1%

\* This is based on patients treated on this contract for their most recent course of treatment. Figures in italics indicate the base number of FP17s or Patient Questionnaire responses are less than 100. N/A is shown where the base number of responses is less than 10 during the period. % is calculated as Quantity/Base number\*100

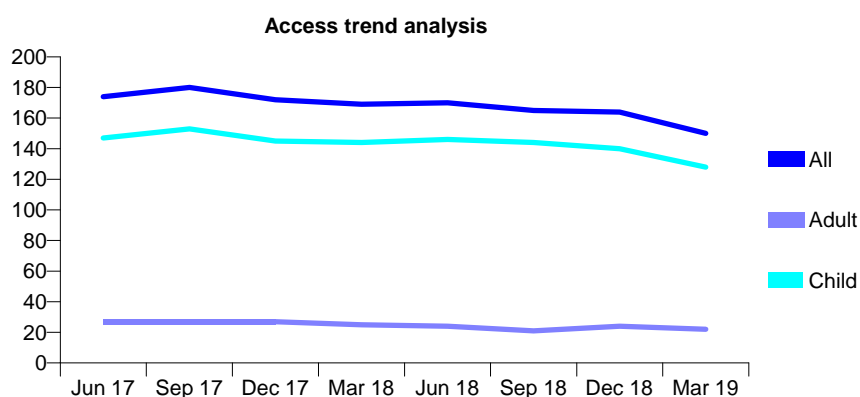
## 7A3 - Vital Signs At a Glance Contract Report for 760935/0001 - Year end March 2019

Name or company name	MISS RL GRONOW
Contract type name	GDS Contract
Purpose of contract	General
Contract start date	01/04/2006
Contract end date	

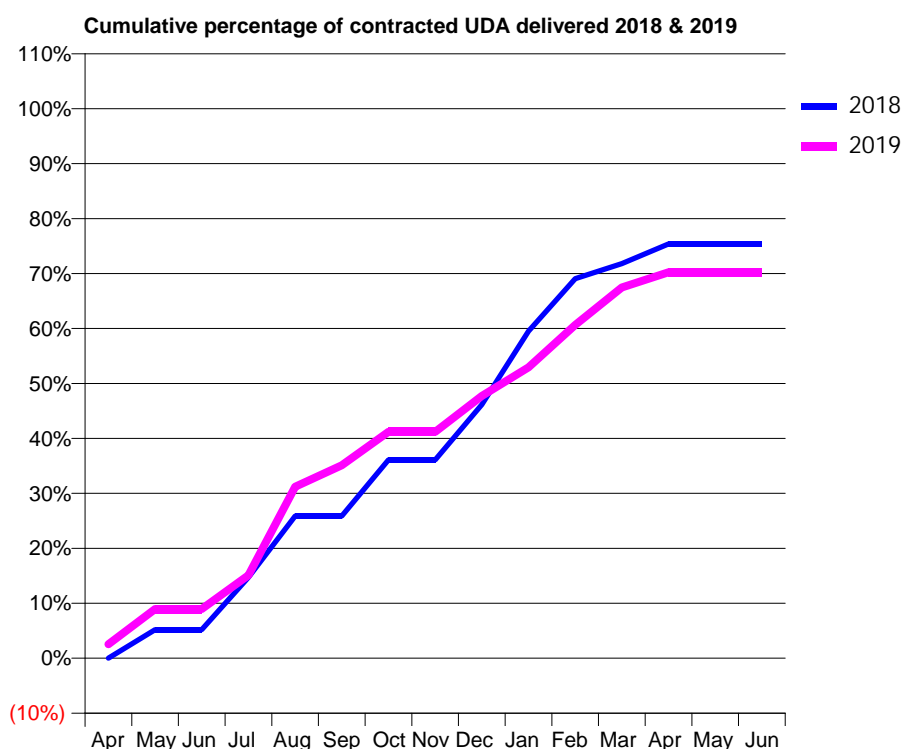
18/19 Contracted general activity (UDA)	368
Carry forward general activity (UDA)	0
18/19 Contracted orthodontic activity (UOA)	0
Carry forward orthodontic activity (UOA)	0
Baseline contract value	£9,935.80

### ACCESS\*

Patients seen in 24 months	Total	Change since previous quarter
Quarter ending March 2018	169	
Quarter ending June 2018	170	→
Quarter ending September 2018	165	↓
Quarter ending December 2018	164	→
Quarter ending March 2019	150	↓
<b>Variance since March 2018</b>	<b>(11.2%)</b>	<b>↓</b>



### ACTIVITY



Adjusted Scheduled Activity (UDA)		
Month	2018	2019
April	0	9
May	19	33
June	19	33
July	54	56
August	95	115
September	95	129
October	133	152
November	133	152
December	170	176
January	219	195
February	254	223
March	264	248
April	277	258
May	277	258
June	277	258

### QUALITY

	Quantity	Base Number	Contract	LHB	Wales
% of FP17s for the same patient ID Re-attending within 3 months - Children	13	185	7.0%	9.4%	10.8%
% of FP17s for the same patient ID Re-attending within 3 months - Adults	3	13	23.1%	14.2%	15.7%
% of FP17s for the same patient ID Re-attending between 3 & 9 months - Children	86	185	46.5%	56.0%	59.7%
% of FP17s for the same patient ID Re-attending between 3 & 9 months - Adults	7	13	53.8%	52.5%	55.5%
% of FP17s for Band 1 Urgent Courses	17	197	8.6%	9.5%	9.0%
% of FP17s Relating to Free Repair or Replacements	0	197	0.0%	0.8%	0.7%
% of FP17s Relating to Continuations	1	197	0.5%	0.6%	0.7%
% of Patients satisfied with the dentistry they have received	0	0	N/A	89.8%	92.4%
% of Patients satisfied with the time they had to wait for an appointment	0	0	N/A	87.8%	87.1%

\* This is based on patients treated on this contract for their most recent course of treatment. Figures in italics indicate the base number of FP17s or Patient Questionnaire responses are less than 100. N/A is shown where the base number of responses is less than 10 during the period. % is calculated as Quantity/Base number\*100

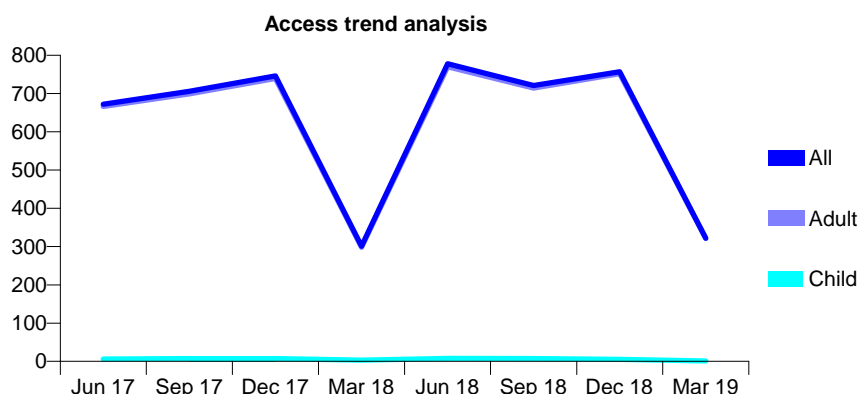
## 7A3 - Vital Signs At a Glance Contract Report for 766348/0002 - Year end March 2019

Name or company name	MISS R JONES
Contract type name	PDS Contract
Purpose of contract	General
Contract start date	01/04/2008
Contract end date	31/03/2020

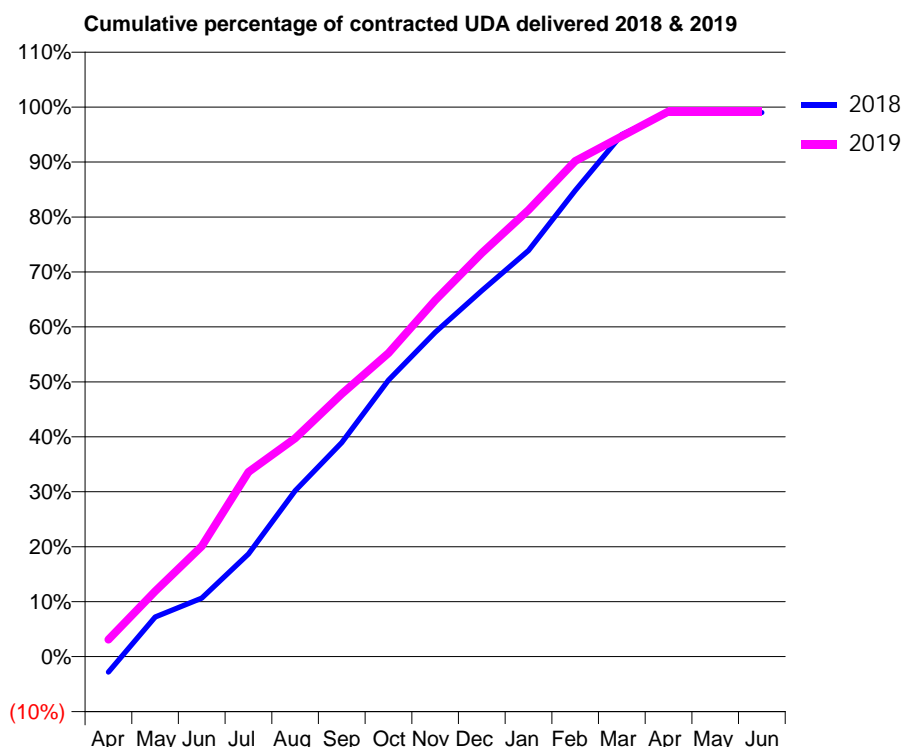
18/19 Contracted general activity (UDA)	2,854
Carry forward general activity (UDA)	29
18/19 Contracted orthodontic activity (UOA)	0
Carry forward orthodontic activity (UOA)	0
Baseline contract value	£169,140.52

### ACCESS\*

Patients seen in 24 months	Total	Change since previous quarter
Quarter ending March 2018	301	
Quarter ending June 2018	778	↑
Quarter ending September 2018	721	↓
Quarter ending December 2018	757	↑
Quarter ending March 2019	322	↓
<b>Variance since March 2018</b>	<b>7.0%</b>	<b>↑</b>



### ACTIVITY



Adjusted Scheduled Activity (UDA)		
Month	2018	2019
April	-81	88
May	206	340
June	304	573
July	533	959
August	861	1,134
September	1,112	1,364
October	1,436	1,576
November	1,685	1,850
December	1,900	2,096
January	2,109	2,319
February	2,421	2,573
March	2,711	2,703
April	2,825	2,831
May	2,826	2,831
June	2,825	2,831

### QUALITY

	Quantity	Base Number	Contract	LHB	Wales
% of FP17s for the same patient ID Re-attending within 3 months - Children	0	6	0.0%	9.4%	10.8%
% of FP17s for the same patient ID Re-attending within 3 months - Adults	45	1,022	4.4%	14.2%	15.7%
% of FP17s for the same patient ID Re-attending between 3 & 9 months - Children	0	6	0.0%	56.0%	59.7%
% of FP17s for the same patient ID Re-attending between 3 & 9 months - Adults	7	1,022	0.7%	52.5%	55.5%
% of FP17s for Band 1 Urgent Courses	0	1,035	0.0%	9.5%	9.0%
% of FP17s Relating to Free Repair or Replacements	0	1,035	0.0%	0.8%	0.7%
% of FP17s Relating to Continuations	0	1,035	0.0%	0.6%	0.7%
% of Patients satisfied with the dentistry they have received	0	0	N/A	89.8%	92.4%
% of Patients satisfied with the time they had to wait for an appointment	0	0	N/A	87.8%	87.1%

\* This is based on patients treated on this contract for their most recent course of treatment.  
 Figures in *italics* indicate the base number of FP17s or Patient Questionnaire responses are less than 100. N/A is shown where the base number of responses is less than 10 during the period. % is calculated as Quantity/Base number\*100



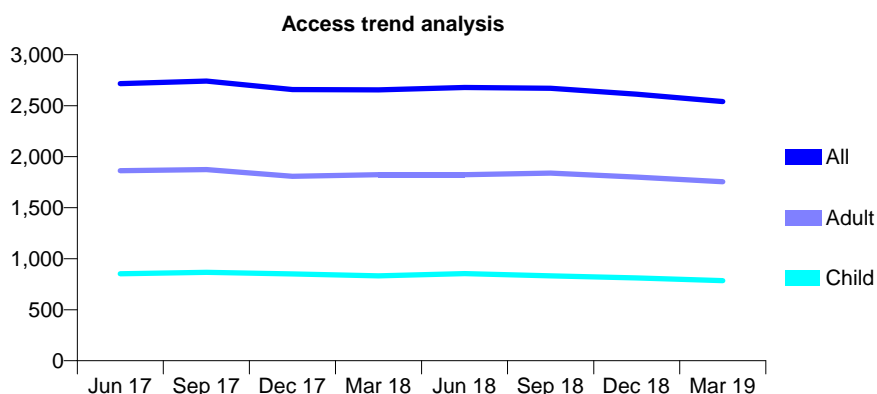
## 7A3 - Vital Signs At a Glance Contract Report for 780553/0001 - Year end March 2019

Name or company name	MR B JONES
Contract type name	GDS Contract
Purpose of contract	General
Contract start date	01/07/2012
Contract end date	31/03/2019

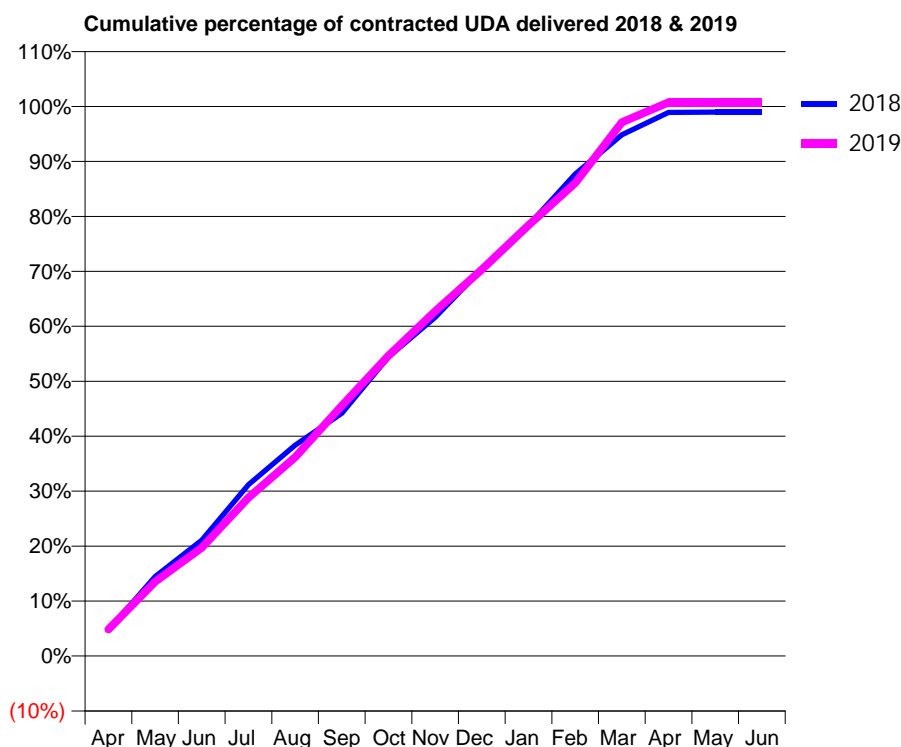
18/19 Contracted general activity (UDA)	7,220
Carry forward general activity (UDA)	62
18/19 Contracted orthodontic activity (UOA)	0
Carry forward orthodontic activity (UOA)	0
Baseline contract value	£185,368.49

### ACCESS\*

Patients seen in 24 months	Total	Change since previous quarter
Quarter ending March 2018	2,655	
Quarter ending June 2018	2,678	→
Quarter ending September 2018	2,671	→
Quarter ending December 2018	2,613	↓
Quarter ending March 2019	2,540	↓
<b>Variance since March 2018</b>	<b>(4.3%)</b>	<b>↓</b>



### ACTIVITY



Adjusted Scheduled Activity (UDA)		
Month	2018	2019
April	342	350
May	1,043	977
June	1,522	1,422
July	2,251	2,081
August	2,770	2,613
September	3,189	3,288
October	3,929	3,946
November	4,449	4,530
December	5,085	5,077
January	5,660	5,660
February	6,333	6,215
March	6,847	7,010
April	7,141	7,273
May	7,146	7,274
June	7,146	7,274

### QUALITY

	Quantity	Base Number	Contract	LHB	Wales
% of FP17s for the same patient ID Re-attending within 3 months - Children	63	1,289	4.9%	9.4%	10.8%
% of FP17s for the same patient ID Re-attending within 3 months - Adults	260	2,812	9.2%	14.2%	15.7%
% of FP17s for the same patient ID Re-attending between 3 & 9 months - Children	625	1,289	48.5%	56.0%	59.7%
% of FP17s for the same patient ID Re-attending between 3 & 9 months - Adults	1,256	2,812	44.7%	52.5%	55.5%
% of FP17s for Band 1 Urgent Courses	226	4,061	5.6%	9.5%	9.0%
% of FP17s Relating to Free Repair or Replacements	40	4,061	1.0%	0.8%	0.7%
% of FP17s Relating to Continuations	28	4,061	0.7%	0.6%	0.7%
% of Patients satisfied with the dentistry they have received	7	7	N/A	89.8%	92.4%
% of Patients satisfied with the time they had to wait for an appointment	7	7	N/A	87.8%	87.1%

\* This is based on patients treated on this contract for their most recent course of treatment.

Figures in italics indicate the base number of FP17s or Patient Questionnaire responses are less than 100. N/A is shown where the base number of responses is less than 10 during the period. % is calculated as Quantity/Base number\*100

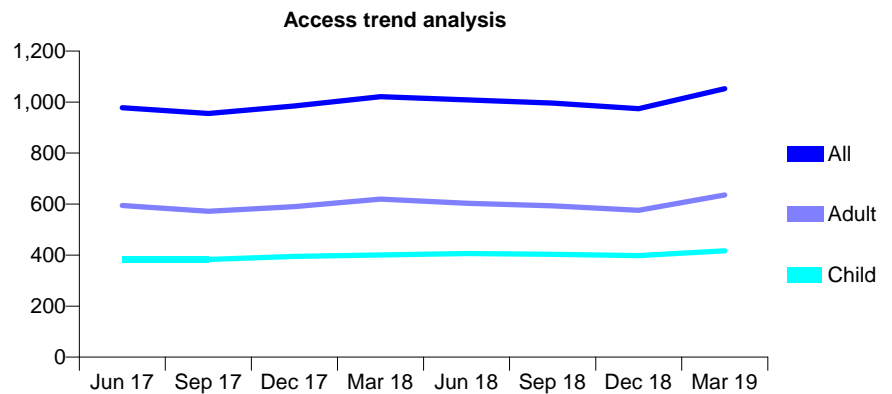
## 7A3 - Vital Signs At a Glance Contract Report for 792365/0001 - Year end March 2019

Name or company name	MR JA RICE
Contract type name	GDS Contract
Purpose of contract	General
Contract start date	01/10/2011
Contract end date	

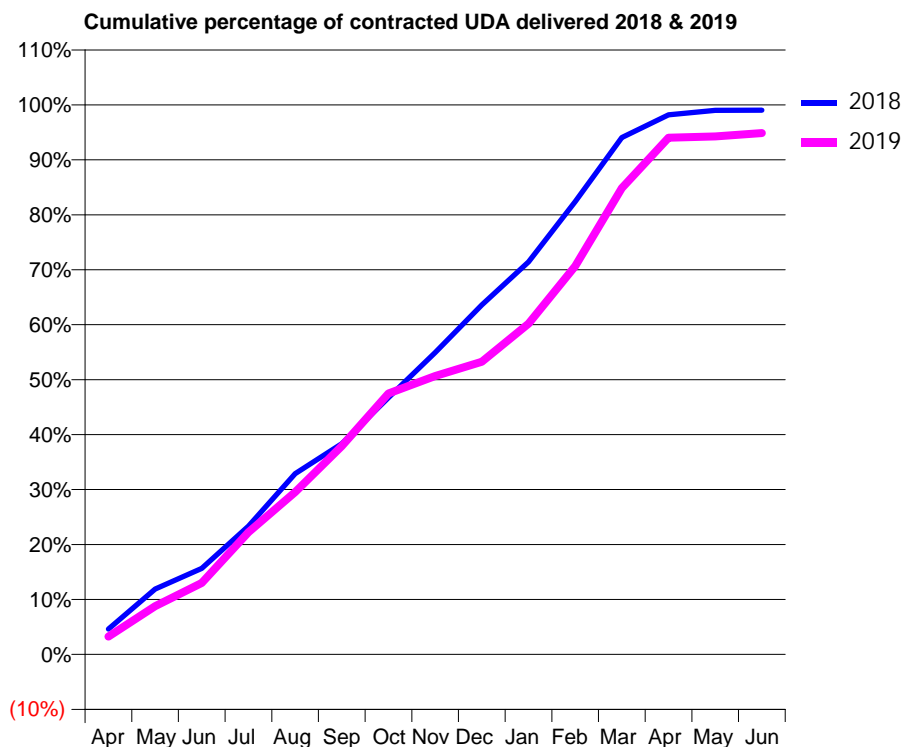
18/19 Contracted general activity (UDA)	2,724
Carry forward general activity (UDA)	26
18/19 Contracted orthodontic activity (UOA)	0
Carry forward orthodontic activity (UOA)	0
Baseline contract value	£63,564.16

### ACCESS\*

Patients seen in 24 months	Total	Change since previous quarter
Quarter ending March 2018	1,021	
Quarter ending June 2018	1,009	↓
Quarter ending September 2018	996	↓
Quarter ending December 2018	974	↓
Quarter ending March 2019	1,053	↑
<b>Variance since March 2018</b>	<b>3.1%</b>	<b>↑</b>



### ACTIVITY



Adjusted Scheduled Activity (UDA)		
Month	2018	2019
April	126	89
May	324	240
June	427	354
July	635	606
August	896	805
September	1,044	1,032
October	1,273	1,294
November	1,496	1,380
December	1,732	1,450
January	1,946	1,639
February	2,245	1,924
March	2,562	2,311
April	2,675	2,561
May	2,697	2,567
June	2,698	2,584

### QUALITY

	Quantity	Base Number	Contract	LHB	Wales
% of FP17s for the same patient ID Re-attending within 3 months - Children	30	552	5.4%	9.4%	10.8%
% of FP17s for the same patient ID Re-attending within 3 months - Adults	95	768	12.4%	14.2%	15.7%
% of FP17s for the same patient ID Re-attending between 3 & 9 months - Children	272	552	49.3%	56.0%	59.7%
% of FP17s for the same patient ID Re-attending between 3 & 9 months - Adults	343	768	44.7%	52.5%	55.5%
% of FP17s for Band 1 Urgent Courses	132	1,368	9.6%	9.5%	9.0%
% of FP17s Relating to Free Repair or Replacements	0	1,368	0.0%	0.8%	0.7%
% of FP17s Relating to Continuations	3	1,368	0.2%	0.6%	0.7%
% of Patients satisfied with the dentistry they have received	1	1	N/A	89.8%	92.4%
% of Patients satisfied with the time they had to wait for an appointment	1	1	N/A	87.8%	87.1%

\* This is based on patients treated on this contract for their most recent course of treatment. Figures in italics indicate the base number of FP17s or Patient Questionnaire responses are less than 100. N/A is shown where the base number of responses is less than 10 during the period. % is calculated as Quantity/Base number\*100

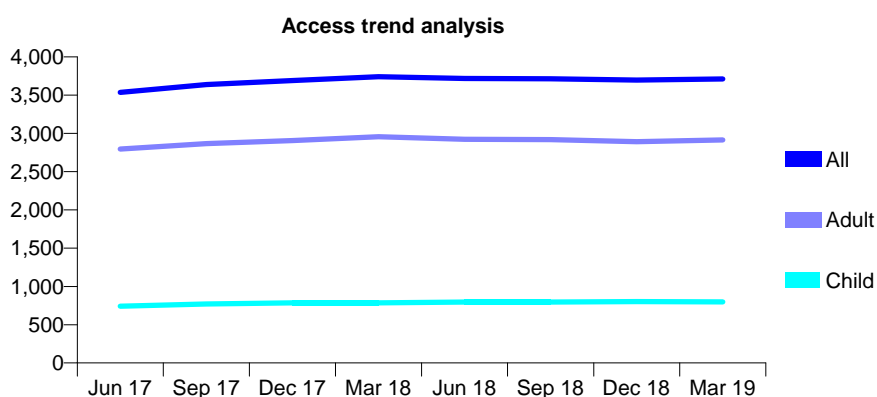
## 7A3 - Vital Signs At a Glance Contract Report for 810002/0001 - Year end March 2019

Name or company name	MR DJ FLEMING
Contract type name	GDS Contract
Purpose of contract	General
Contract start date	01/04/2006
Contract end date	

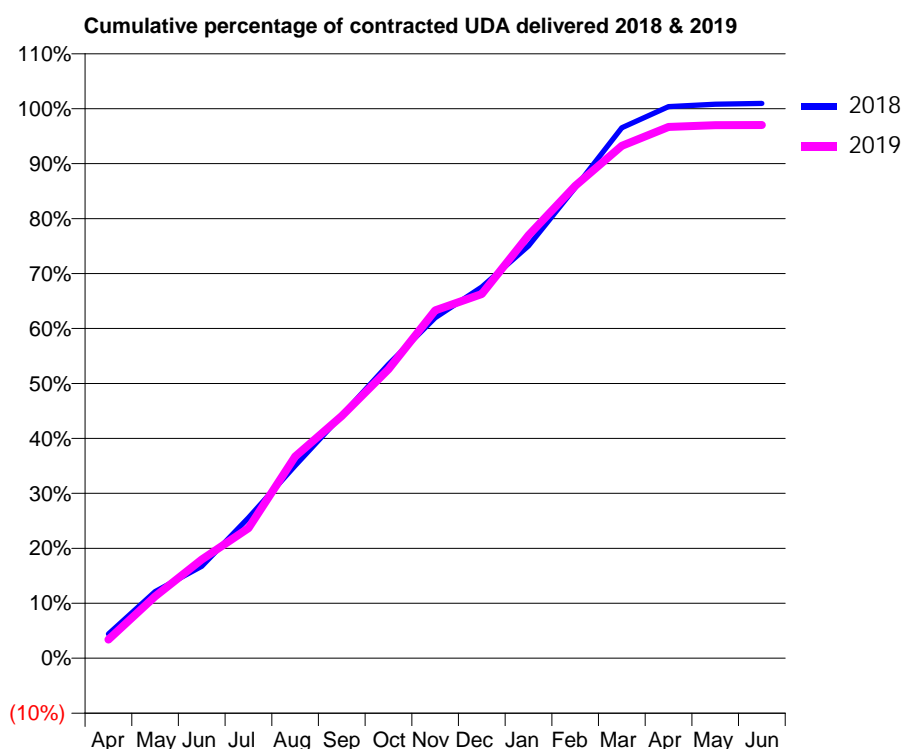
18/19 Contracted general activity (UDA)	12,581
Carry forward general activity (UDA)	0
18/19 Contracted orthodontic activity (UOA)	0
Carry forward orthodontic activity (UOA)	0
Baseline contract value	£310,212.72

### ACCESS\*

Patients seen in 24 months	Total	Change since previous quarter
Quarter ending March 2018	3,742	
Quarter ending June 2018	3,719	→
Quarter ending September 2018	3,714	→
Quarter ending December 2018	3,695	→
Quarter ending March 2019	3,712	→
<b>Variance since March 2018</b>	<b>(0.8%)</b>	→



### ACTIVITY



Adjusted Scheduled Activity (UDA)		
Month	2018	2019
April	553	430
May	1,527	1,416
June	2,104	2,261
July	3,218	2,978
August	4,409	4,616
September	5,560	5,546
October	6,727	6,615
November	7,796	7,964
December	8,499	8,335
January	9,437	9,684
February	10,771	10,812
March	12,142	11,728
April	12,625	12,163
May	12,683	12,200
June	12,703	12,207

### QUALITY

	Quantity	Base Number	Contract	LHB	Wales
% of FP17s for the same patient ID Re-attending within 3 months - Children	89	1,250	7.1%	9.4%	10.8%
% of FP17s for the same patient ID Re-attending within 3 months - Adults	625	4,459	14.0%	14.2%	15.7%
% of FP17s for the same patient ID Re-attending between 3 & 9 months - Children	755	1,250	60.4%	56.0%	59.7%
% of FP17s for the same patient ID Re-attending between 3 & 9 months - Adults	2,440	4,459	54.7%	52.5%	55.5%
% of FP17s for Band 1 Urgent Courses	585	5,700	10.3%	9.5%	9.0%
% of FP17s Relating to Free Repair or Replacements	36	5,700	0.6%	0.8%	0.7%
% of FP17s Relating to Continuations	7	5,700	0.1%	0.6%	0.7%
% of Patients satisfied with the dentistry they have received	6	7	N/A	89.8%	92.4%
% of Patients satisfied with the time they had to wait for an appointment	6	7	N/A	87.8%	87.1%

\* This is based on patients treated on this contract for their most recent course of treatment. Figures in italics indicate the base number of FP17s or Patient Questionnaire responses are less than 100. N/A is shown where the base number of responses is less than 10 during the period. % is calculated as Quantity/Base number\*100

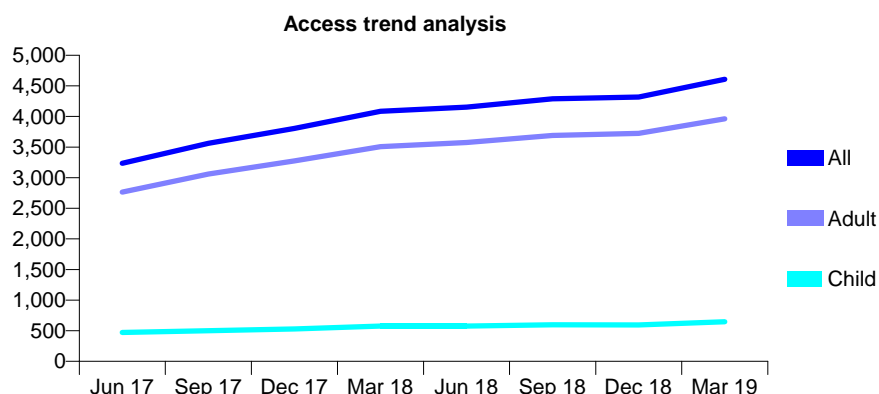
## 7A3 - Vital Signs At a Glance Contract Report for 810029/0001 - Year end March 2019

Name or company name	Dr N Patel, Dr J Rai and Dr N Kernahan
Contract type name	GDS Contract
Purpose of contract	General
Contract start date	01/04/2006
Contract end date	

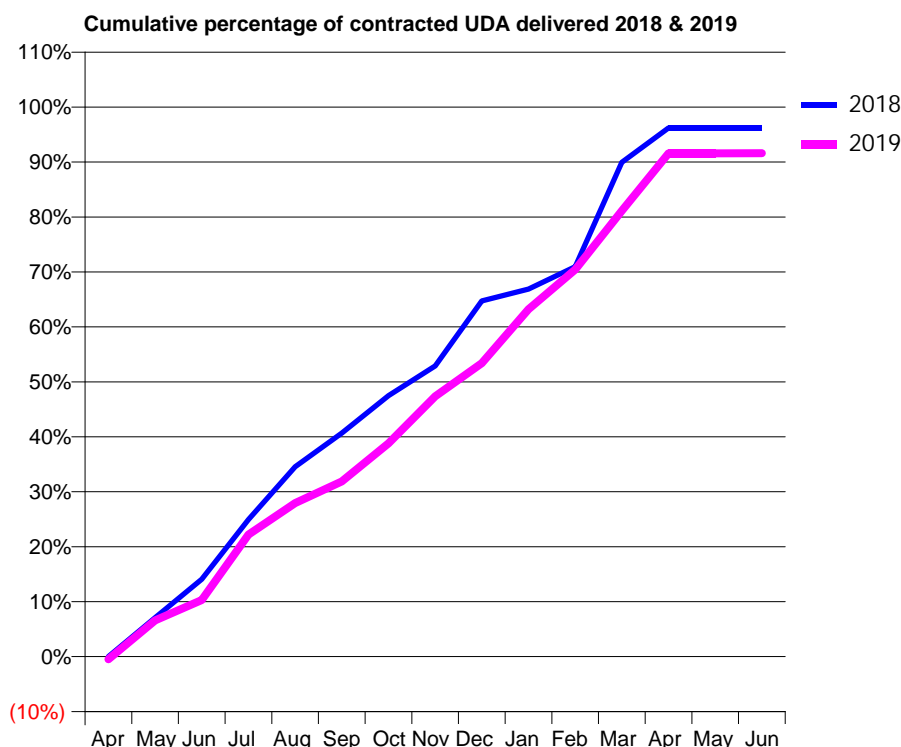
18/19 Contracted general activity (UDA)	12,872
Carry forward general activity (UDA)	82
18/19 Contracted orthodontic activity (UOA)	0
Carry forward orthodontic activity (UOA)	0
Baseline contract value	£342,491.84

### ACCESS\*

Patients seen in 24 months	Total	Change since previous quarter
Quarter ending March 2018	4,084	
Quarter ending June 2018	4,153	→
Quarter ending September 2018	4,288	↑
Quarter ending December 2018	4,317	→
Quarter ending March 2019	4,610	↑
<b>Variance since March 2018</b>	<b>12.9%</b>	<b>↑</b>



### ACTIVITY



Adjusted Scheduled Activity (UDA)		
Month	2018	2019
April	0	-64
May	730	849
June	1,450	1,326
July	2,563	2,860
August	3,553	3,596
September	4,183	4,104
October	4,882	4,998
November	5,440	6,095
December	6,657	6,872
January	6,877	8,135
February	7,296	9,066
March	9,250	10,442
April	9,894	11,786
May	9,894	11,787
June	9,894	11,790

### QUALITY

	Quantity	Base Number	Contract	LHB	Wales
% of FP17s for the same patient ID Re-attending within 3 months - Children	29	786	3.7%	9.4%	10.8%
% of FP17s for the same patient ID Re-attending within 3 months - Adults	663	5,239	12.7%	14.2%	15.7%
% of FP17s for the same patient ID Re-attending between 3 & 9 months - Children	372	786	47.3%	56.0%	59.7%
% of FP17s for the same patient ID Re-attending between 3 & 9 months - Adults	2,649	5,239	50.6%	52.5%	55.5%
% of FP17s for Band 1 Urgent Courses	521	6,290	8.3%	9.5%	9.0%
% of FP17s Relating to Free Repair or Replacements	37	6,290	0.6%	0.8%	0.7%
% of FP17s Relating to Continuations	51	6,290	0.8%	0.6%	0.7%
% of Patients satisfied with the dentistry they have received	12	12	100.0%	89.8%	92.4%
% of Patients satisfied with the time they had to wait for an appointment	12	12	100.0%	87.8%	87.1%

\* This is based on patients treated on this contract for their most recent course of treatment.  
 Figures in *italics* indicate the base number of FP17s or Patient Questionnaire responses are less than 100. N/A is shown where the base number of responses is less than 10 during the period. % is calculated as Quantity/Base number\*100

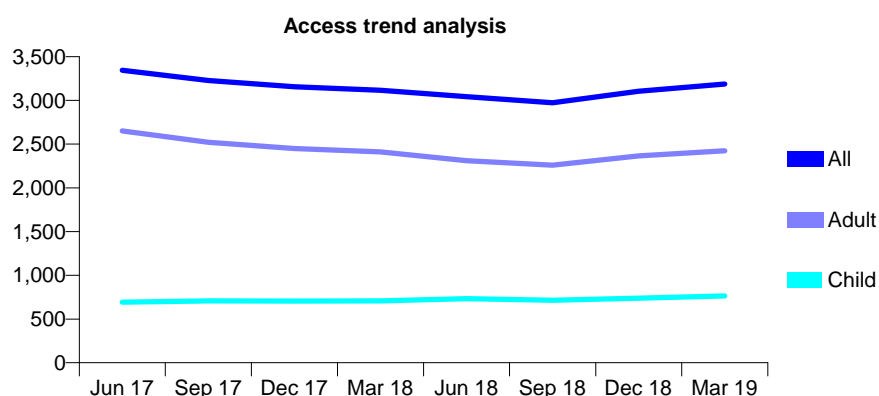
## 7A3 - Vital Signs At a Glance Contract Report for 812129/0001 - Year end March 2019

Name or company name	MR SD JENKINS
Contract type name	GDS Contract
Purpose of contract	General
Contract start date	01/04/2006
Contract end date	

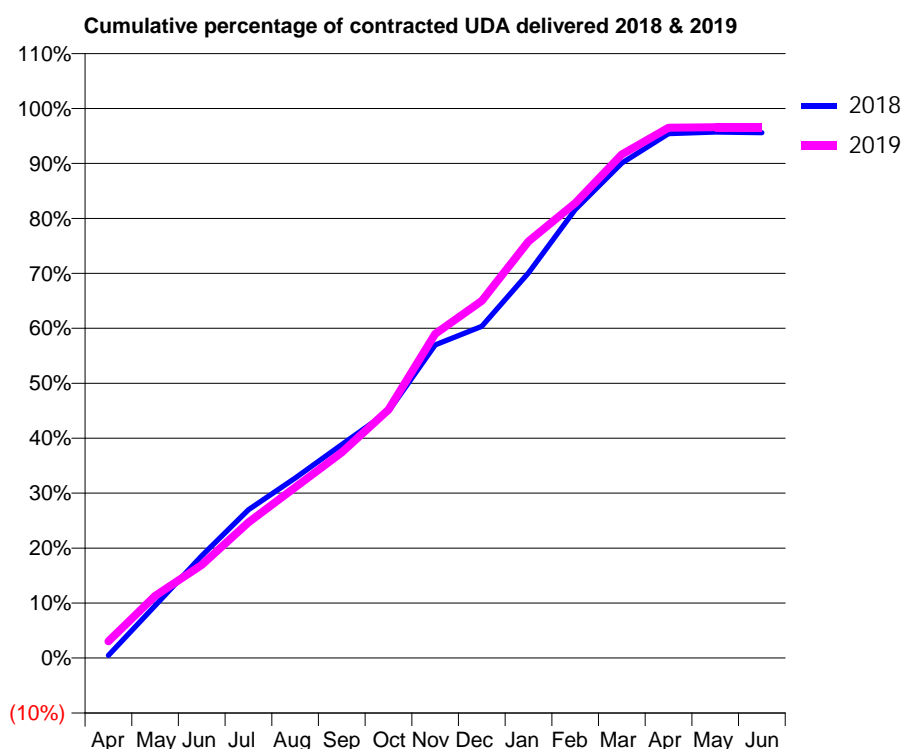
18/19 Contracted general activity (UDA)	14,511
Carry forward general activity (UDA)	0
18/19 Contracted orthodontic activity (UOA)	0
Carry forward orthodontic activity (UOA)	0
Baseline contract value	£372,253.38

### ACCESS\*

Patients seen in 24 months	Total	Change since previous quarter
Quarter ending March 2018	3,117	
Quarter ending June 2018	3,042	↓
Quarter ending September 2018	2,973	↓
Quarter ending December 2018	3,105	↑
Quarter ending March 2019	3,187	↑
<b>Variance since March 2018</b>	<b>2.2%</b>	<b>↑</b>



### ACTIVITY



Adjusted Scheduled Activity (UDA)		
Month	2018	2019
April	71	442
May	1,387	1,643
June	2,701	2,458
July	3,914	3,583
August	4,751	4,507
September	5,635	5,429
October	6,514	6,560
November	8,271	8,560
December	8,759	9,431
January	10,167	11,001
February	11,843	12,012
March	13,068	13,298
April	13,845	14,003
May	13,891	14,018
June	13,873	14,017

### QUALITY

	Quantity	Base Number	Contract	LHB	Wales
% of FP17s for the same patient ID Re-attending within 3 months - Children	121	1,267	9.6%	9.4%	10.8%
% of FP17s for the same patient ID Re-attending within 3 months - Adults	539	3,742	14.4%	14.2%	15.7%
% of FP17s for the same patient ID Re-attending between 3 & 9 months - Children	722	1,267	57.0%	56.0%	59.7%
% of FP17s for the same patient ID Re-attending between 3 & 9 months - Adults	2,212	3,742	59.1%	52.5%	55.5%
% of FP17s for Band 1 Urgent Courses	274	5,001	5.5%	9.5%	9.0%
% of FP17s Relating to Free Repair or Replacements	49	5,001	1.0%	0.8%	0.7%
% of FP17s Relating to Continuations	50	5,001	1.0%	0.6%	0.7%
% of Patients satisfied with the dentistry they have received	5	9	N/A	89.8%	92.4%
% of Patients satisfied with the time they had to wait for an appointment	9	9	N/A	87.8%	87.1%

\* This is based on patients treated on this contract for their most recent course of treatment.

Figures in italics indicate the base number of FP17s or Patient Questionnaire responses are less than 100. N/A is shown where the base number of responses is less than 10 during the period. % is calculated as Quantity/Base number\*100

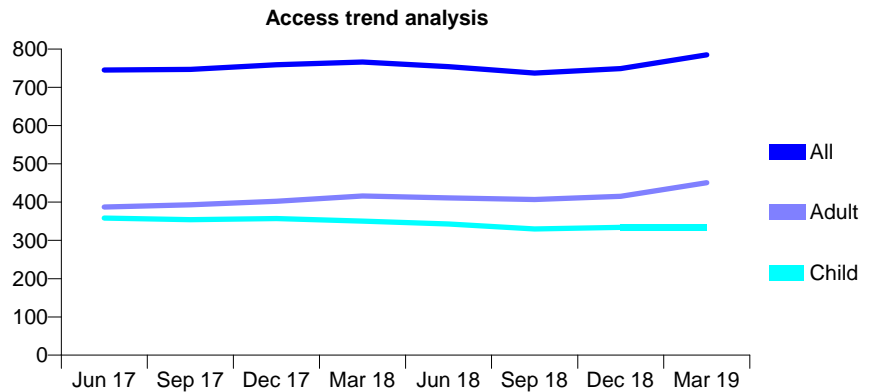
## 7A3 - Vital Signs At a Glance Contract Report for 913642/0001 - Year end March 2019

Name or company name	MR DB RODERICK
Contract type name	GDS Contract
Purpose of contract	General
Contract start date	01/04/2006
Contract end date	

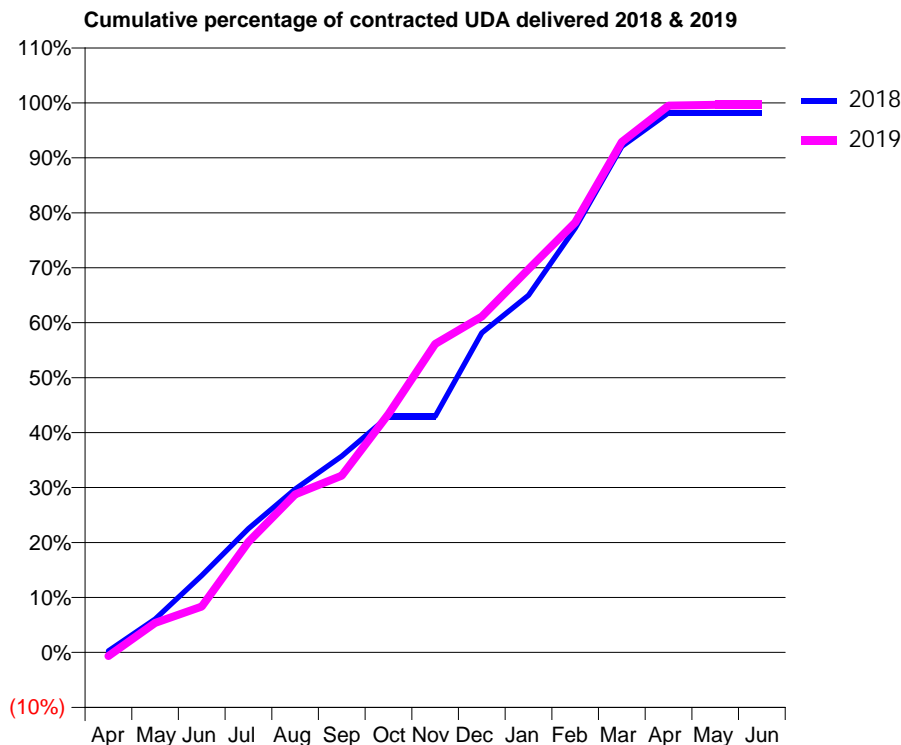
18/19 Contracted general activity (UDA)	2,204
Carry forward general activity (UDA)	40
18/19 Contracted orthodontic activity (UOA)	0
Carry forward orthodontic activity (UOA)	0
Baseline contract value	£71,579.66

### ACCESS\*

Patients seen in 24 months	Total	Change since previous quarter
Quarter ending March 2018	766	
Quarter ending June 2018	754	↓
Quarter ending September 2018	737	↓
Quarter ending December 2018	749	→
Quarter ending March 2019	785	↑
<b>Variance since March 2018</b>	<b>2.5%</b>	<b>↑</b>



### ACTIVITY



Adjusted Scheduled Activity (UDA)		
Month	2018	2019
April	6	-15
May	134	118
June	308	184
July	497	443
August	655	634
September	787	709
October	947	956
November	947	1,237
December	1,281	1,347
January	1,432	1,537
February	1,702	1,724
March	2,029	2,047
April	2,164	2,193
May	2,164	2,196
June	2,164	2,196

### QUALITY

	Quantity	Base Number	Contract	LHB	Wales
% of FP17s for the same patient ID Re-attending within 3 months - Children	40	510	7.8%	9.4%	10.8%
% of FP17s for the same patient ID Re-attending within 3 months - Adults	35	478	7.3%	14.2%	15.7%
% of FP17s for the same patient ID Re-attending between 3 & 9 months - Children	299	510	58.6%	56.0%	59.7%
% of FP17s for the same patient ID Re-attending between 3 & 9 months - Adults	225	478	47.1%	52.5%	55.5%
% of FP17s for Band 1 Urgent Courses	41	998	4.1%	9.5%	9.0%
% of FP17s Relating to Free Repair or Replacements	0	998	0.0%	0.8%	0.7%
% of FP17s Relating to Continuations	0	998	0.0%	0.6%	0.7%
% of Patients satisfied with the dentistry they have received	0	0	N/A	89.8%	92.4%
% of Patients satisfied with the time they had to wait for an appointment	0	0	N/A	87.8%	87.1%

\* This is based on patients treated on this contract for their most recent course of treatment. Figures in italics indicate the base number of FP17s or Patient Questionnaire responses are less than 100. N/A is shown where the base number of responses is less than 10 during the period. % is calculated as Quantity/Base number\*100

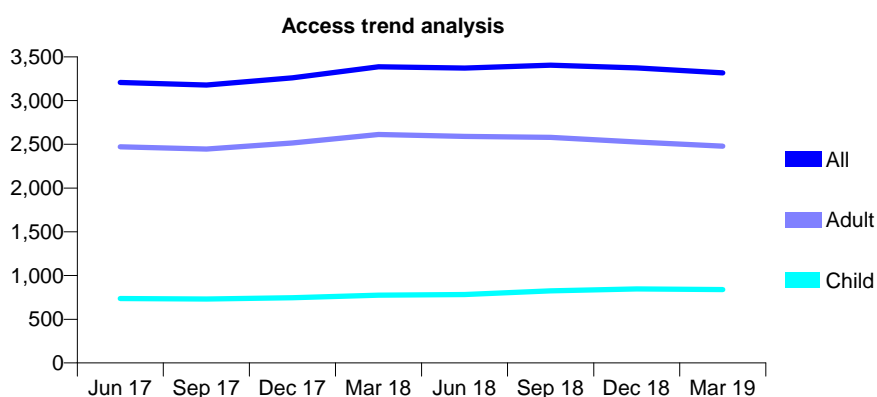
## 7A3 - Vital Signs At a Glance Contract Report for 949825/0001 - Year end March 2019

Name or company name	MR DJ WILLIAMS
Contract type name	GDS Contract
Purpose of contract	General
Contract start date	01/09/2008
Contract end date	

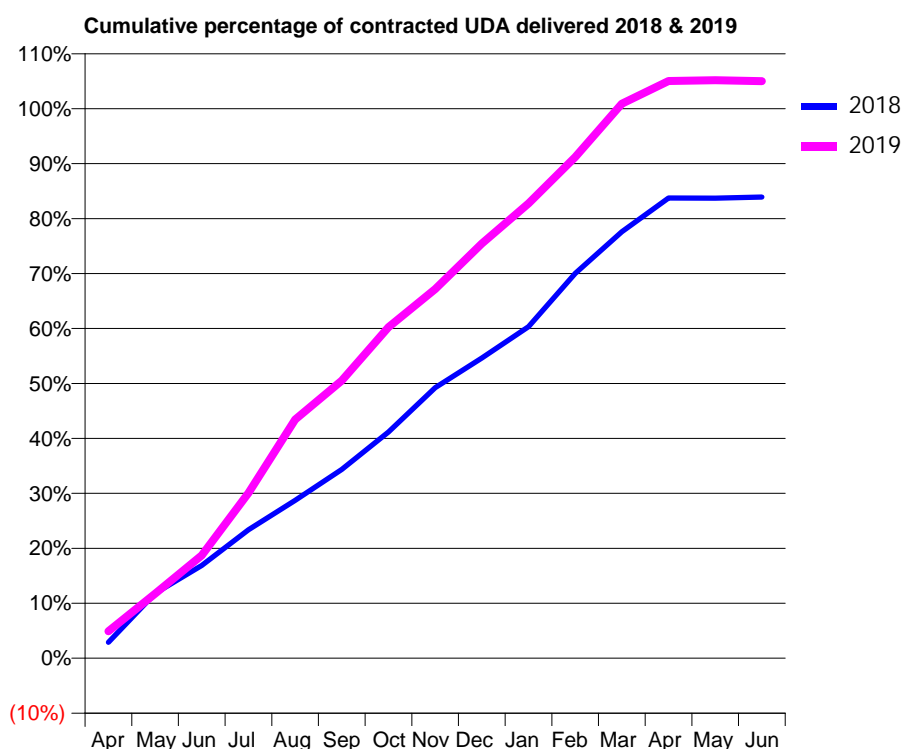
18/19 Contracted general activity (UDA)	9,166
Carry forward general activity (UDA)	0
18/19 Contracted orthodontic activity (UOA)	0
Carry forward orthodontic activity (UOA)	0
Baseline contract value	£235,646.27

### ACCESS\*

Patients seen in 24 months	Total	Change since previous quarter
Quarter ending March 2018	3,387	
Quarter ending June 2018	3,372	→
Quarter ending September 2018	3,404	→
Quarter ending December 2018	3,374	→
Quarter ending March 2019	3,318	↓
<b>Variance since March 2018</b>	<b>(2.0%)</b>	<b>↓</b>



### ACTIVITY



Adjusted Scheduled Activity (UDA)		
Month	2018	2019
April	275	450
May	1,121	1,078
June	1,604	1,715
July	2,220	2,758
August	2,731	3,980
September	3,263	4,630
October	3,910	5,522
November	4,677	6,156
December	5,188	6,914
January	5,731	7,585
February	6,653	8,359
March	7,371	9,247
April	7,954	9,625
May	7,951	9,638
June	7,972	9,624

### QUALITY

	Quantity	Base Number	Contract	LHB	Wales
% of FP17s for the same patient ID Re-attending within 3 months - Children	44	1,227	3.6%	9.4%	10.8%
% of FP17s for the same patient ID Re-attending within 3 months - Adults	367	3,645	10.1%	14.2%	15.7%
% of FP17s for the same patient ID Re-attending between 3 & 9 months - Children	693	1,227	56.5%	56.0%	59.7%
% of FP17s for the same patient ID Re-attending between 3 & 9 months - Adults	2,034	3,645	55.8%	52.5%	55.5%
% of FP17s for Band 1 Urgent Courses	279	4,851	5.8%	9.5%	9.0%
% of FP17s Relating to Free Repair or Replacements	36	4,851	0.7%	0.8%	0.7%
% of FP17s Relating to Continuations	12	4,851	0.2%	0.6%	0.7%
% of Patients satisfied with the dentistry they have received	4	4	N/A	89.8%	92.4%
% of Patients satisfied with the time they had to wait for an appointment	4	4	N/A	87.8%	87.1%

\* This is based on patients treated on this contract for their most recent course of treatment. Figures in italics indicate the base number of FP17s or Patient Questionnaire responses are less than 100. N/A is shown where the base number of responses is less than 10 during the period. % is calculated as Quantity/Base number\*100



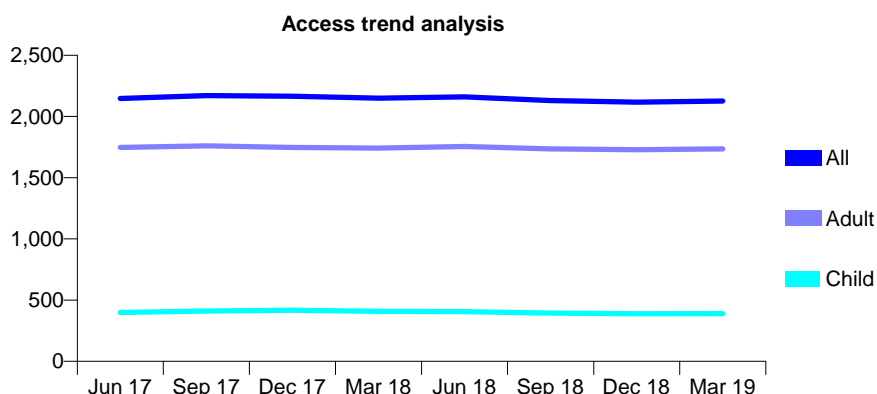
## 7A3 - Vital Signs At a Glance Contract Report for 999172/0001 - Year end March 2019

Name or company name	MR B AARON
Contract type name	GDS Contract
Purpose of contract	General
Contract start date	01/04/2006
Contract end date	31/03/2019

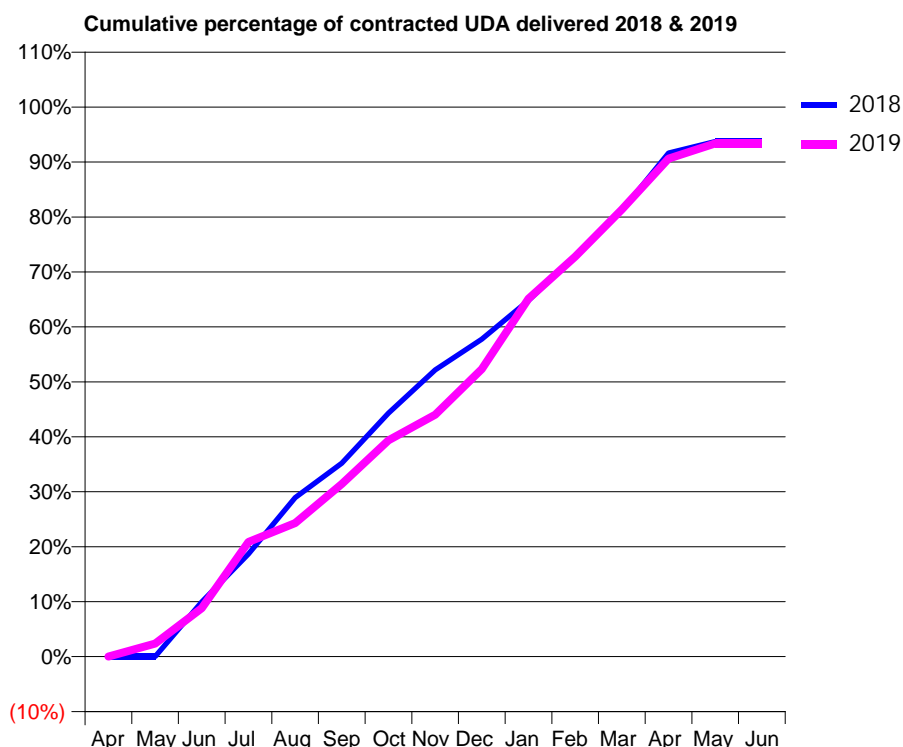
18/19 Contracted general activity (UDA)	5,750
Carry forward general activity (UDA)	0
18/19 Contracted orthodontic activity (UOA)	0
Carry forward orthodontic activity (UOA)	0
Baseline contract value	£145,363.44

### ACCESS\*

Patients seen in 24 months	Total	Change since previous quarter
Quarter ending March 2018	2,150	
Quarter ending June 2018	2,160	→
Quarter ending September 2018	2,130	↓
Quarter ending December 2018	2,117	→
Quarter ending March 2019	2,126	→
<b>Variance since March 2018</b>	<b>(1.1%)</b>	<b>↓</b>



### ACTIVITY



Adjusted Scheduled Activity (UDA)		
Month	2018	2019
April	0	0
May	0	137
June	571	508
July	1,075	1,201
August	1,664	1,397
September	2,024	1,806
October	2,548	2,264
November	3,000	2,532
December	3,322	3,009
January	3,726	3,746
February	4,192	4,185
March	4,669	4,678
April	5,268	5,212
May	5,389	5,371
June	5,389	5,371

### QUALITY

	Quantity	Base Number	Contract	LHB	Wales
% of FP17s for the same patient ID Re-attending within 3 months - Children	9	531	1.7%	9.4%	10.8%
% of FP17s for the same patient ID Re-attending within 3 months - Adults	77	2,246	3.4%	14.2%	15.7%
% of FP17s for the same patient ID Re-attending between 3 & 9 months - Children	314	531	59.1%	56.0%	59.7%
% of FP17s for the same patient ID Re-attending between 3 & 9 months - Adults	1,256	2,246	55.9%	52.5%	55.5%
% of FP17s for Band 1 Urgent Courses	51	2,726	1.9%	9.5%	9.0%
% of FP17s Relating to Free Repair or Replacements	19	2,726	0.7%	0.8%	0.7%
% of FP17s Relating to Continuations	0	2,726	0.0%	0.6%	0.7%
% of Patients satisfied with the dentistry they have received	3	3	N/A	89.8%	92.4%
% of Patients satisfied with the time they had to wait for an appointment	3	3	N/A	87.8%	87.1%

\* This is based on patients treated on this contract for their most recent course of treatment.  
 Figures in *italics* indicate the base number of FP17s or Patient Questionnaire responses are less than 100. N/A is shown where the base number of responses is less than 10 during the period. % is calculated as Quantity/Base number\*100

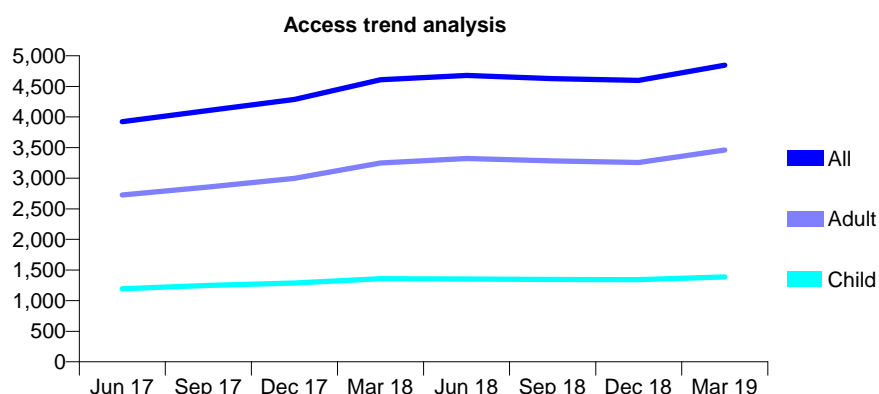
## 7A4 - Vital Signs At a Glance Contract Report for 100209/0000 - Year end March 2019

Name or company name	E M Roberts & K E Palmer
Contract type name	Pilot Contract
Purpose of contract	General
Contract start date	01/09/2016
Contract end date	

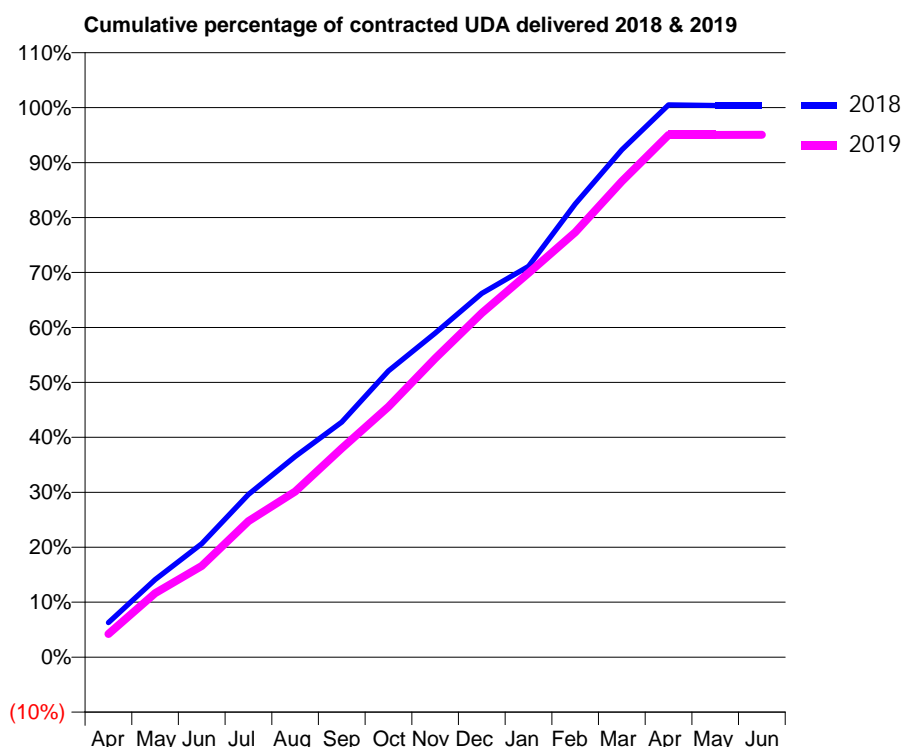
18/19 Contracted general activity (UDA)	13,559
Carry forward general activity (UDA)	-53
18/19 Contracted orthodontic activity (UOA)	0
Carry forward orthodontic activity (UOA)	0
Baseline contract value	£346,946.07

### ACCESS\*

Patients seen in 24 months	Total	Change since previous quarter
Quarter ending March 2018	4,609	
Quarter ending June 2018	4,679	→
Quarter ending September 2018	4,627	↓
Quarter ending December 2018	4,599	→
Quarter ending March 2019	4,847	↑
<b>Variance since March 2018</b>	<b>5.2%</b>	<b>↑</b>



### ACTIVITY



Adjusted Scheduled Activity (UDA)		
Month	2018	2019
April	903	570
May	2,022	1,582
June	2,955	2,249
July	4,240	3,356
August	5,228	4,090
September	6,125	5,152
October	7,459	6,180
November	8,443	7,371
December	9,476	8,490
January	10,182	9,477
February	11,810	10,486
March	13,218	11,737
April	14,391	12,883
May	14,373	12,885
June	14,373	12,888

### QUALITY

	Quantity	Base Number	Contract	LHB	Wales
% of FP17s for the same patient ID Re-attending within 3 months - Children	124	2,093	5.9%	8.6%	10.8%
% of FP17s for the same patient ID Re-attending within 3 months - Adults	654	4,749	13.8%	15.0%	15.7%
% of FP17s for the same patient ID Re-attending between 3 & 9 months - Children	1,370	2,093	65.5%	57.7%	59.7%
% of FP17s for the same patient ID Re-attending between 3 & 9 months - Adults	2,879	4,749	60.6%	55.5%	55.5%
% of FP17s for Band 1 Urgent Courses	363	6,752	5.4%	9.2%	9.0%
% of FP17s Relating to Free Repair or Replacements	56	6,752	0.8%	0.6%	0.7%
% of FP17s Relating to Continuations	26	6,752	0.4%	0.7%	0.7%
% of Patients satisfied with the dentistry they have received	9	11	81.8%	92.9%	92.4%
% of Patients satisfied with the time they had to wait for an appointment	7	11	63.6%	88.0%	87.1%

\* This is based on patients treated on this contract for their most recent course of treatment.  
 Figures in italics indicate the base number of FP17s or Patient Questionnaire responses are less than 100. N/A is shown where the base number of responses is less than 10 during the period. % is calculated as Quantity/Base number\*100

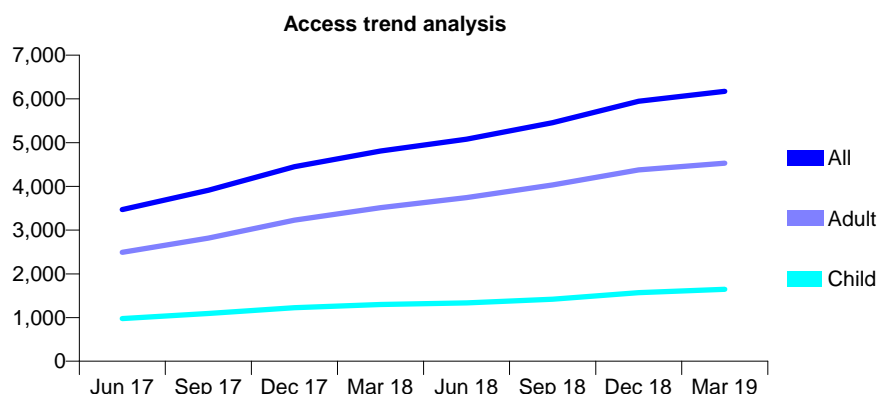
## 7A4 - Vital Signs At a Glance Contract Report for 100224/0000 - Year end March 2019

Name or company name	Gwena Ltd
Contract type name	GDS Contract
Purpose of contract	General
Contract start date	01/11/2016
Contract end date	

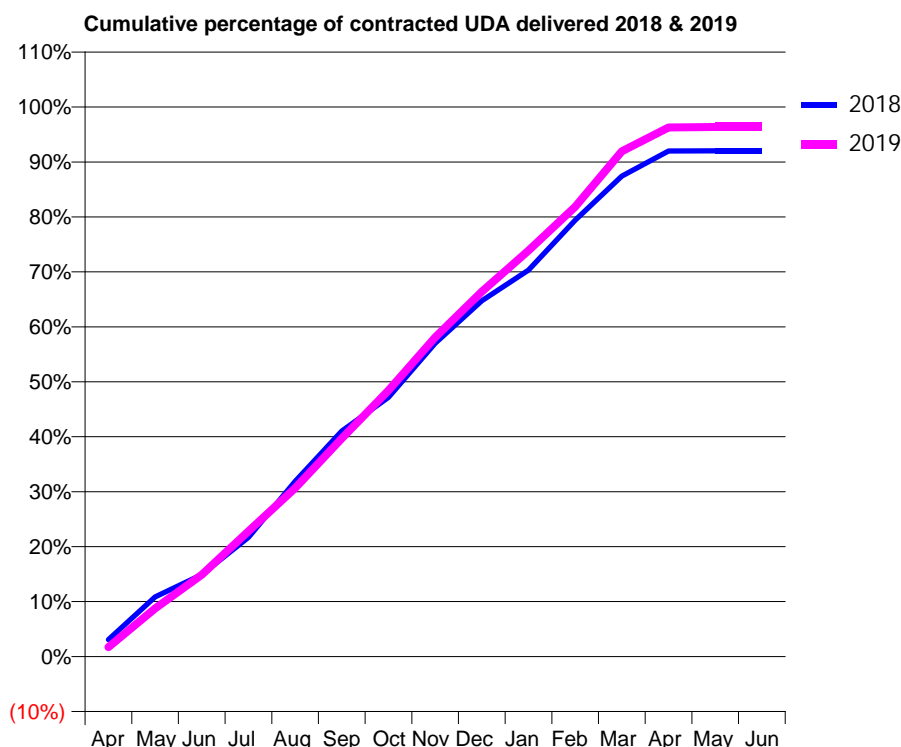
18/19 Contracted general activity (UDA)	18,024
Carry forward general activity (UDA)	373
18/19 Contracted orthodontic activity (UOA)	0
Carry forward orthodontic activity (UOA)	0
Baseline contract value	£437,111.36

### ACCESS\*

Patients seen in 24 months	Total	Change since previous quarter
Quarter ending March 2018	4,810	
Quarter ending June 2018	5,080	↑
Quarter ending September 2018	5,454	↑
Quarter ending December 2018	5,946	↑
Quarter ending March 2019	6,176	↑
<b>Variance since March 2018</b>	<b>28.4%</b>	<b>↑</b>



### ACTIVITY



Adjusted Scheduled Activity (UDA)		
Month	2018	2019
April	559	309
May	1,957	1,581
June	2,686	2,683
July	3,910	4,108
August	5,751	5,526
September	7,393	7,153
October	8,500	8,729
November	10,276	10,472
December	11,668	11,965
January	12,680	13,315
February	14,315	14,757
March	15,755	16,568
April	16,580	17,353
May	16,589	17,366
June	16,589	17,367

### QUALITY

	Quantity	Base Number	Contract	LHB	Wales
% of FP17s for the same patient ID Re-attending within 3 months - Children	161	2,454	6.6%	8.6%	10.8%
% of FP17s for the same patient ID Re-attending within 3 months - Adults	751	6,360	11.8%	15.0%	15.7%
% of FP17s for the same patient ID Re-attending between 3 & 9 months - Children	1,379	2,454	56.2%	57.7%	59.7%
% of FP17s for the same patient ID Re-attending between 3 & 9 months - Adults	3,234	6,360	50.8%	55.5%	55.5%
% of FP17s for Band 1 Urgent Courses	599	8,863	6.8%	9.2%	9.0%
% of FP17s Relating to Free Repair or Replacements	57	8,863	0.6%	0.6%	0.7%
% of FP17s Relating to Continuations	7	8,863	0.1%	0.7%	0.7%
% of Patients satisfied with the dentistry they have received	17	22	77.3%	92.9%	92.4%
% of Patients satisfied with the time they had to wait for an appointment	18	22	81.8%	88.0%	87.1%

\* This is based on patients treated on this contract for their most recent course of treatment.

Figures in italics indicate the base number of FP17s or Patient Questionnaire responses are less than 100. N/A is shown where the base number of responses is less than 10 during the period. % is calculated as Quantity/Base number\*100

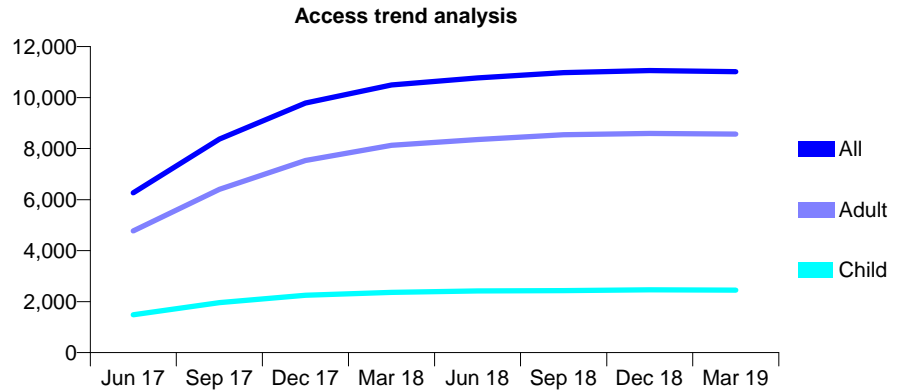
## 7A4 - Vital Signs At a Glance Contract Report for 100258/0000 - Year end March 2019

Name or company name	Rodericks (Wales) Ltd
Contract type name	GDS Contract
Purpose of contract	General
Contract start date	01/01/2017
Contract end date	

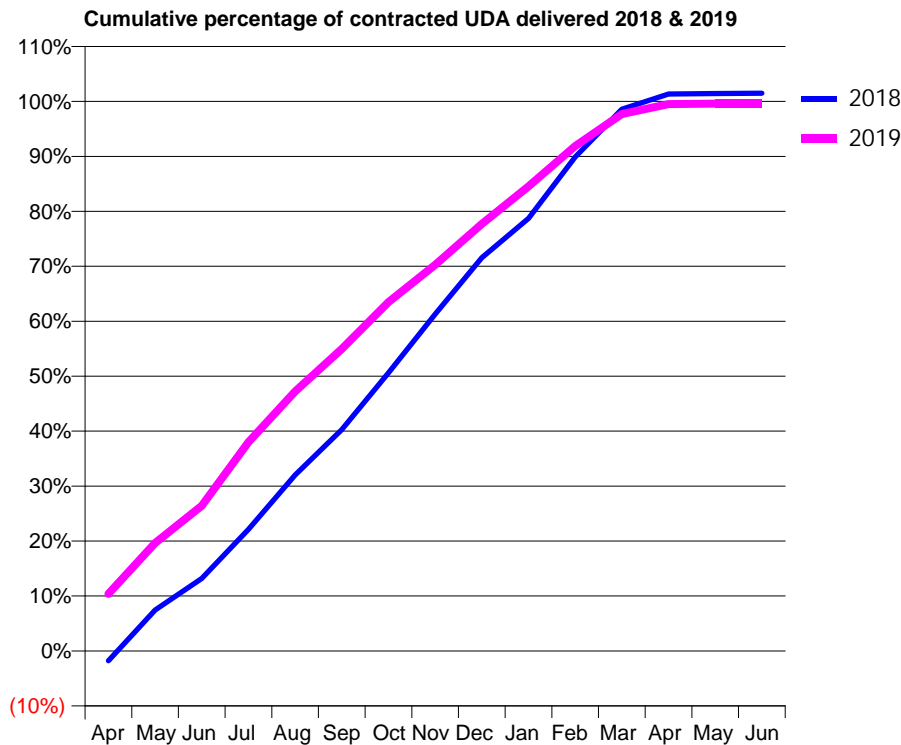
18/19 Contracted general activity (UDA)	35,691
Carry forward general activity (UDA)	-1,583
18/19 Contracted orthodontic activity (UOA)	0
Carry forward orthodontic activity (UOA)	0
Baseline contract value	£925,687.71

### ACCESS\*

Patients seen in 24 months	Total	Change since previous quarter
Quarter ending March 2018	10,498	
Quarter ending June 2018	10,774	↑
Quarter ending September 2018	10,977	→
Quarter ending December 2018	11,060	→
Quarter ending March 2019	11,015	→
<b>Variance since March 2018</b>	<b>4.9%</b>	<b>↑</b>



### ACTIVITY



Adjusted Scheduled Activity (UDA)		
Month	2018	2019
April	-646	3,711
May	2,660	7,023
June	4,707	9,425
July	7,906	13,558
August	11,434	16,857
September	14,375	19,614
October	18,059	22,650
November	21,880	25,082
December	25,533	27,725
January	28,091	30,168
February	32,085	32,783
March	35,183	34,862
April	36,173	35,512
May	36,197	35,543
June	36,212	35,546

### QUALITY

	Quantity	Base Number	Contract	LHB	Wales
% of FP17s for the same patient ID Re-attending within 3 months - Children	370	4,204	8.8%	8.6%	10.8%
% of FP17s for the same patient ID Re-attending within 3 months - Adults	2,775	14,814	18.7%	15.0%	15.7%
% of FP17s for the same patient ID Re-attending between 3 & 9 months - Children	2,899	4,204	69.0%	57.7%	59.7%
% of FP17s for the same patient ID Re-attending between 3 & 9 months - Adults	9,465	14,814	63.9%	55.5%	55.5%
% of FP17s for Band 1 Urgent Courses	2,200	18,809	11.7%	9.2%	9.0%
% of FP17s Relating to Free Repair or Replacements	113	18,809	0.6%	0.6%	0.7%
% of FP17s Relating to Continuations	153	18,809	0.8%	0.7%	0.7%
% of Patients satisfied with the dentistry they have received	27	31	87.1%	92.9%	92.4%
% of Patients satisfied with the time they had to wait for an appointment	28	31	90.3%	88.0%	87.1%

\* This is based on patients treated on this contract for their most recent course of treatment.

Figures in italics indicate the base number of FP17s or Patient Questionnaire responses are less than 100. N/A is shown where the base number of responses is less than 10 during the period. % is calculated as Quantity/Base number\*100

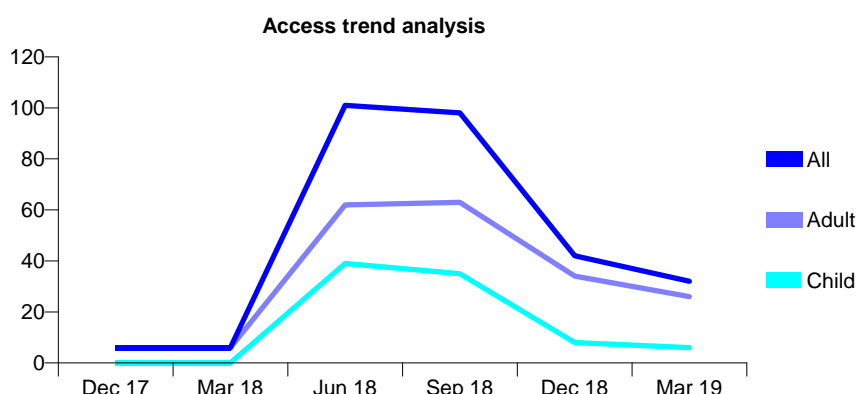
## 7A4 - Vital Signs At a Glance Contract Report for 100518/0000 - Year end March 2019

Name or company name	Gwena Ltd
Contract type name	PDS Contract
Purpose of contract	General
Contract start date	01/04/2017
Contract end date	31/03/2019

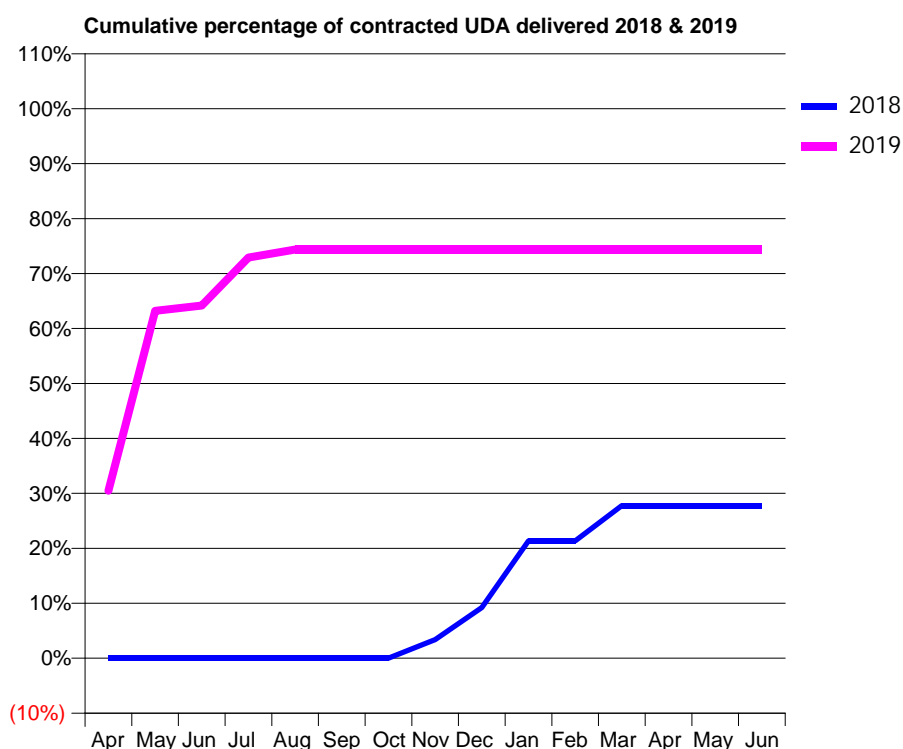
18/19 Contracted general activity (UDA)	206
Carry forward general activity (UDA)	0
18/19 Contracted orthodontic activity (UOA)	0
Carry forward orthodontic activity (UOA)	0
Baseline contract value	£5,176.22

### ACCESS\*

Patients seen in 24 months	Total	Change since previous quarter
Quarter ending March 2018	6	
Quarter ending June 2018	101	↑
Quarter ending September 2018	98	↓
Quarter ending December 2018	42	↓
Quarter ending March 2019	32	↓
<b>Variance since March 2018</b>	<b>433.3%</b>	<b>↑</b>



### ACTIVITY



Adjusted Scheduled Activity (UDA)		
Month	2018	2019
April	0	63
May	0	130
June	0	132
July	0	150
August	0	153
September	0	153
October	0	153
November	7	153
December	19	153
January	44	153
February	44	153
March	57	153
April	57	153
May	57	153
June	57	153

### QUALITY

	Quantity	Base Number	Contract	LHB	Wales
% of FP17s for the same patient ID Re-attending within 3 months - Children	0	41	0.0%	8.6%	10.8%
% of FP17s for the same patient ID Re-attending within 3 months - Adults	0	74	0.0%	15.0%	15.7%
% of FP17s for the same patient ID Re-attending between 3 & 9 months - Children	0	41	0.0%	57.7%	59.7%
% of FP17s for the same patient ID Re-attending between 3 & 9 months - Adults	0	74	0.0%	55.5%	55.5%
% of FP17s for Band 1 Urgent Courses	16	115	13.9%	9.2%	9.0%
% of FP17s Relating to Free Repair or Replacements	0	115	0.0%	0.6%	0.7%
% of FP17s Relating to Continuations	0	115	0.0%	0.7%	0.7%
% of Patients satisfied with the dentistry they have received	0	0	N/A	92.9%	92.4%
% of Patients satisfied with the time they had to wait for an appointment	0	0	N/A	88.0%	87.1%

\* This is based on patients treated on this contract for their most recent course of treatment. Figures in italics indicate the base number of FP17s or Patient Questionnaire responses are less than 100. N/A is shown where the base number of responses is less than 10 during the period. % is calculated as Quantity/Base number\*100

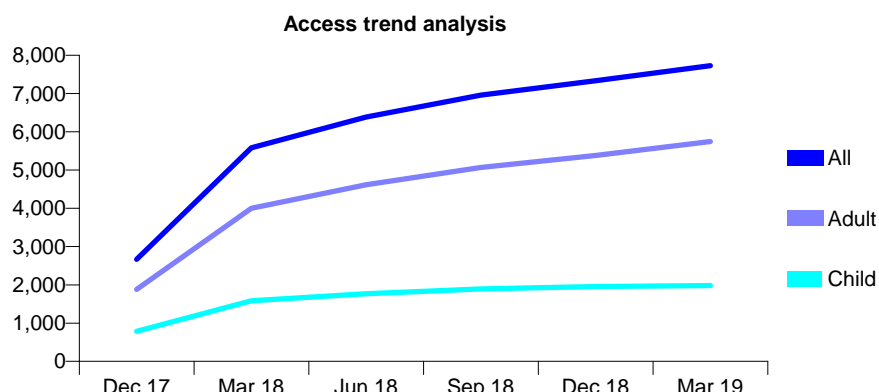
## 7A4 - Vital Signs At a Glance Contract Report for 100519/0000 - Year end March 2019

Name or company name	OASIS DENTAL CARE LTD
Contract type name	GDS Contract
Purpose of contract	General
Contract start date	01/10/2017
Contract end date	

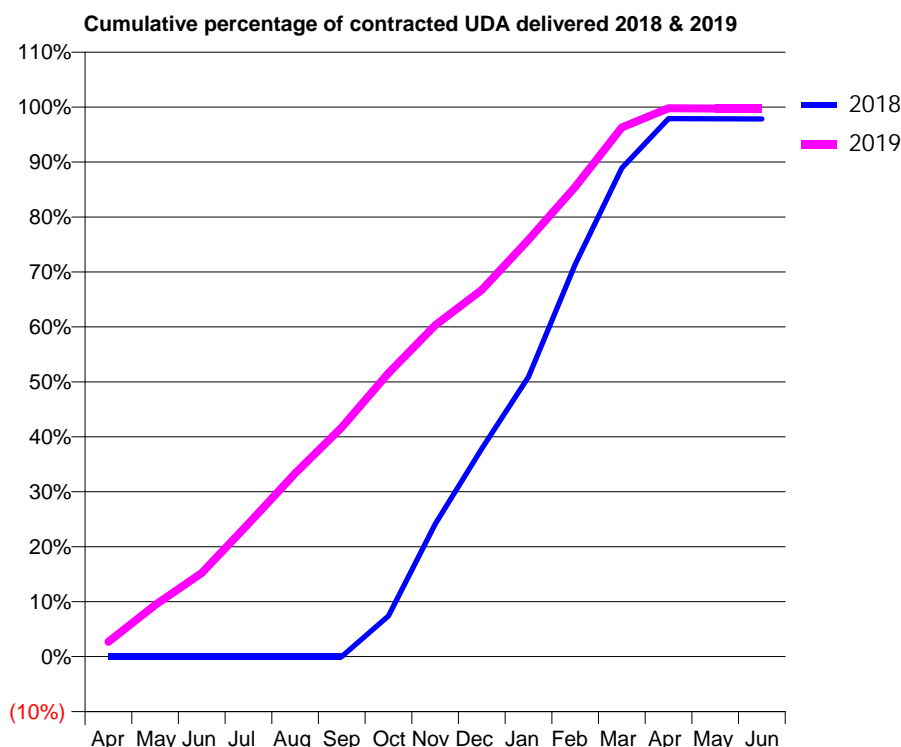
18/19 Contracted general activity (UDA)	22,554
Carry forward general activity (UDA)	244
18/19 Contracted orthodontic activity (UOA)	0
Carry forward orthodontic activity (UOA)	0
Baseline contract value	£593,564.02

### ACCESS\*

Patients seen in 24 months	Total	Change since previous quarter
Quarter ending March 2018	5,584	
Quarter ending June 2018	6,385	↑
Quarter ending September 2018	6,961	↑
Quarter ending December 2018	7,336	↑
Quarter ending March 2019	7,729	↑
<b>Variance since March 2018</b>	<b>38.4%</b>	<b>↑</b>



### ACTIVITY



Adjusted Scheduled Activity (UDA)		
Month	2018	2019
April	0	613
May	0	2,123
June	0	3,435
July	0	5,454
August	0	7,523
September	0	9,413
October	837	11,634
November	2,721	13,596
December	4,269	15,053
January	5,744	17,105
February	8,051	19,278
March	10,026	21,716
April	11,038	22,508
May	11,036	22,490
June	11,033	22,491

### QUALITY

	Quantity	Base Number	Contract	LHB	Wales
% of FP17s for the same patient ID Re-attending within 3 months - Children	198	3,576	5.5%	8.6%	10.8%
% of FP17s for the same patient ID Re-attending within 3 months - Adults	1,086	9,609	11.3%	15.0%	15.7%
% of FP17s for the same patient ID Re-attending between 3 & 9 months - Children	2,466	3,576	69.0%	57.7%	59.7%
% of FP17s for the same patient ID Re-attending between 3 & 9 months - Adults	6,069	9,609	63.2%	55.5%	55.5%
% of FP17s for Band 1 Urgent Courses	886	13,073	6.8%	9.2%	9.0%
% of FP17s Relating to Free Repair or Replacements	90	13,073	0.7%	0.6%	0.7%
% of FP17s Relating to Continuations	28	13,073	0.2%	0.7%	0.7%
% of Patients satisfied with the dentistry they have received	24	24	100.0%	92.9%	92.4%
% of Patients satisfied with the time they had to wait for an appointment	21	24	87.5%	88.0%	87.1%

\* This is based on patients treated on this contract for their most recent course of treatment.  
 Figures in *italics* indicate the base number of FP17s or Patient Questionnaire responses are less than 100. N/A is shown where the base number of responses is less than 10 during the period. % is calculated as Quantity/Base number\*100

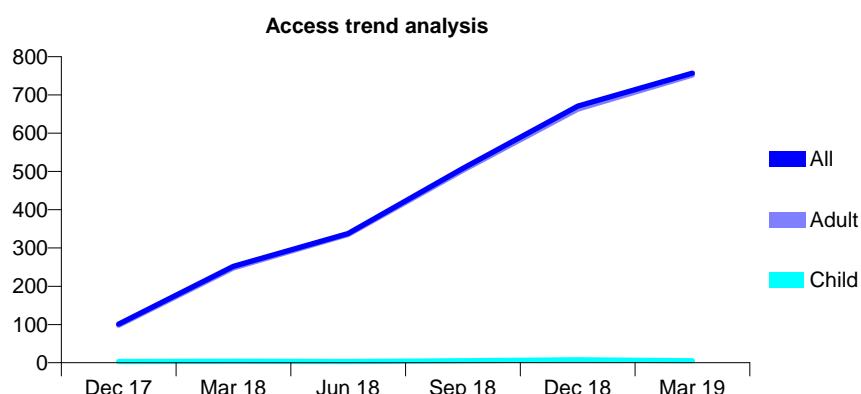
## 7A4 - Vital Signs At a Glance Contract Report for 100543/0000 - Year end March 2019

Name or company name	Gwena Ltd
Contract type name	PDS Contract
Purpose of contract	General
Contract start date	01/11/2017
Contract end date	31/10/2022

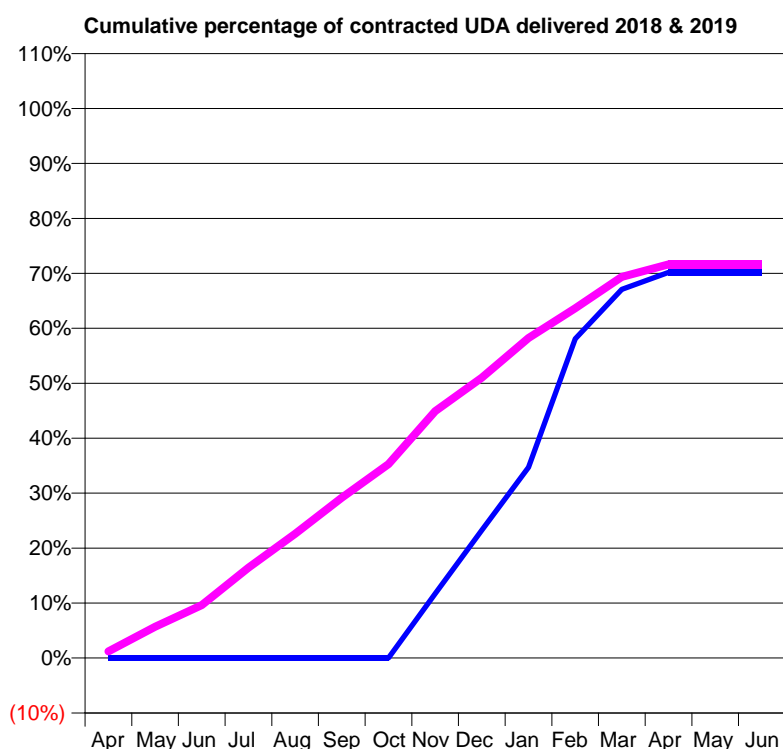
18/19 Contracted general activity (UDA)	1,498
Carry forward general activity (UDA)	0
18/19 Contracted orthodontic activity (UOA)	0
Carry forward orthodontic activity (UOA)	0
Baseline contract value	£44,421.16

### ACCESS\*

Patients seen in 24 months	Total	Change since previous quarter
Quarter ending March 2018	252	
Quarter ending June 2018	338	↑
Quarter ending September 2018	508	↑
Quarter ending December 2018	671	↑
Quarter ending March 2019	757	↑
<b>Variance since March 2018</b>	<b>200.4%</b>	<b>↑</b>



### ACTIVITY



Adjusted Scheduled Activity (UDA)		
Month	2018	2019
April	0	18
May	0	85
June	0	144
July	0	246
August	0	339
September	0	437
October	0	528
November	73	673
December	145	764
January	217	872
February	362	953
March	419	1,039
April	438	1,073
May	438	1,073
June	438	1,073

### QUALITY

	Quantity	Base Number	Contract	LHB	Wales
% of FP17s for the same patient ID Re-attending within 3 months - Children	0	6	0.0%	8.6%	10.8%
% of FP17s for the same patient ID Re-attending within 3 months - Adults	24	894	2.7%	15.0%	15.7%
% of FP17s for the same patient ID Re-attending between 3 & 9 months - Children	0	6	0.0%	57.7%	59.7%
% of FP17s for the same patient ID Re-attending between 3 & 9 months - Adults	7	894	0.8%	55.5%	55.5%
% of FP17s for Band 1 Urgent Courses	852	874	97.5%	9.2%	9.0%
% of FP17s Relating to Free Repair or Replacements	2	874	0.2%	0.6%	0.7%
% of FP17s Relating to Continuations	0	874	0.0%	0.7%	0.7%
% of Patients satisfied with the dentistry they have received	1	2	N/A	92.9%	92.4%
% of Patients satisfied with the time they had to wait for an appointment	1	2	N/A	88.0%	87.1%

\* This is based on patients treated on this contract for their most recent course of treatment.

Figures in italics indicate the base number of FP17s or Patient Questionnaire responses are less than 100. N/A is shown where the base number of responses is less than 10 during the period. % is calculated as Quantity/Base number\*100



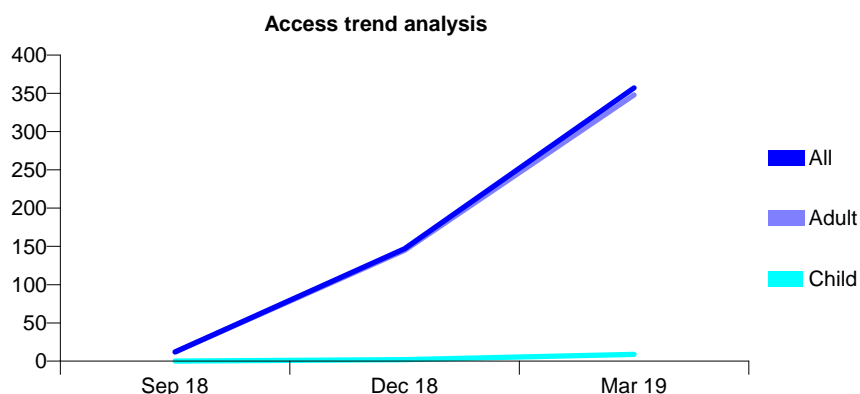
## 7A4 - Vital Signs At a Glance Contract Report for 100545/0000 - Year end March 2019

Name or company name	CLIFTON DENTAL CARE LTD
Contract type name	PDS Contract
Purpose of contract	General
Contract start date	01/11/2017
Contract end date	31/10/2022

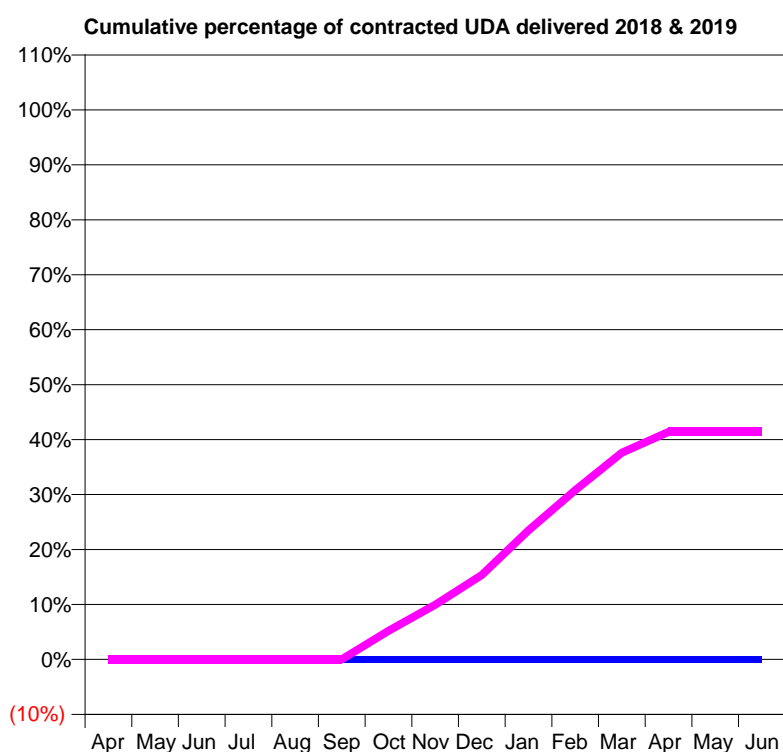
18/19 Contracted general activity (UDA)	1,498
Carry forward general activity (UDA)	0
18/19 Contracted orthodontic activity (UOA)	0
Carry forward orthodontic activity (UOA)	0
Baseline contract value	£44,421.16

### ACCESS\*

Patients seen in 24 months	Total	Change since previous quarter
Quarter ending March 2018	0	
Quarter ending June 2018	0	
Quarter ending September 2018	12	↑
Quarter ending December 2018	147	↑
Quarter ending March 2019	357	↑
Variance since March 2018	N/A	



### ACTIVITY



Adjusted Scheduled Activity (UDA)		
Month	2018	2019
April	0	0
May	0	0
June	0	0
July	0	0
August	0	0
September	0	0
October	0	78
November	0	149
December	0	230
January	0	352
February	0	461
March	0	563
April	0	620
May	0	620
June	0	620

### QUALITY

	Quantity	Base Number	Contract	LHB	Wales
% of FP17s for the same patient ID Re-attending within 3 months - Children	0	11	0.0%	8.6%	10.8%
% of FP17s for the same patient ID Re-attending within 3 months - Adults	8	449	1.8%	15.0%	15.7%
% of FP17s for the same patient ID Re-attending between 3 & 9 months - Children	0	11	0.0%	57.7%	59.7%
% of FP17s for the same patient ID Re-attending between 3 & 9 months - Adults	2	449	0.4%	55.5%	55.5%
% of FP17s for Band 1 Urgent Courses	495	507	97.6%	9.2%	9.0%
% of FP17s Relating to Free Repair or Replacements	0	507	0.0%	0.6%	0.7%
% of FP17s Relating to Continuations	0	507	0.0%	0.7%	0.7%
% of Patients satisfied with the dentistry they have received	0	0	N/A	92.9%	92.4%
% of Patients satisfied with the time they had to wait for an appointment	0	0	N/A	88.0%	87.1%

\* This is based on patients treated on this contract for their most recent course of treatment. Figures in italics indicate the base number of FP17s or Patient Questionnaire responses are less than 100. N/A is shown where the base number of responses is less than 10 during the period. % is calculated as Quantity/Base number\*100

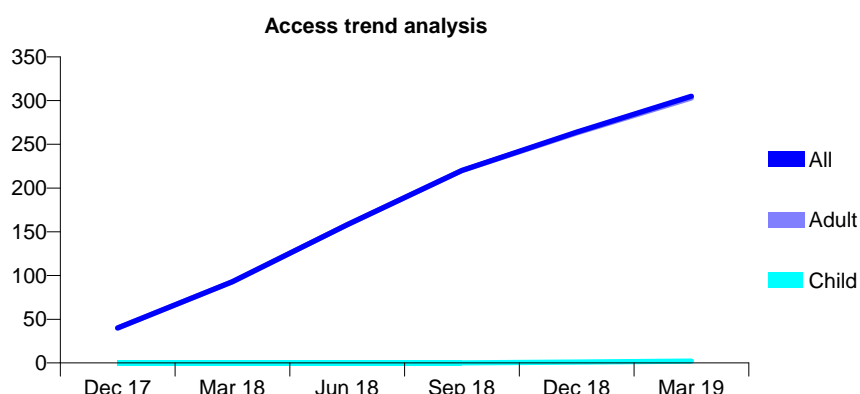
## 7A4 - Vital Signs At a Glance Contract Report for 100546/0000 - Year end March 2019

Name or company name	MISS A WICKRAMASINGHE
Contract type name	PDS Contract
Purpose of contract	General
Contract start date	01/11/2017
Contract end date	31/10/2022

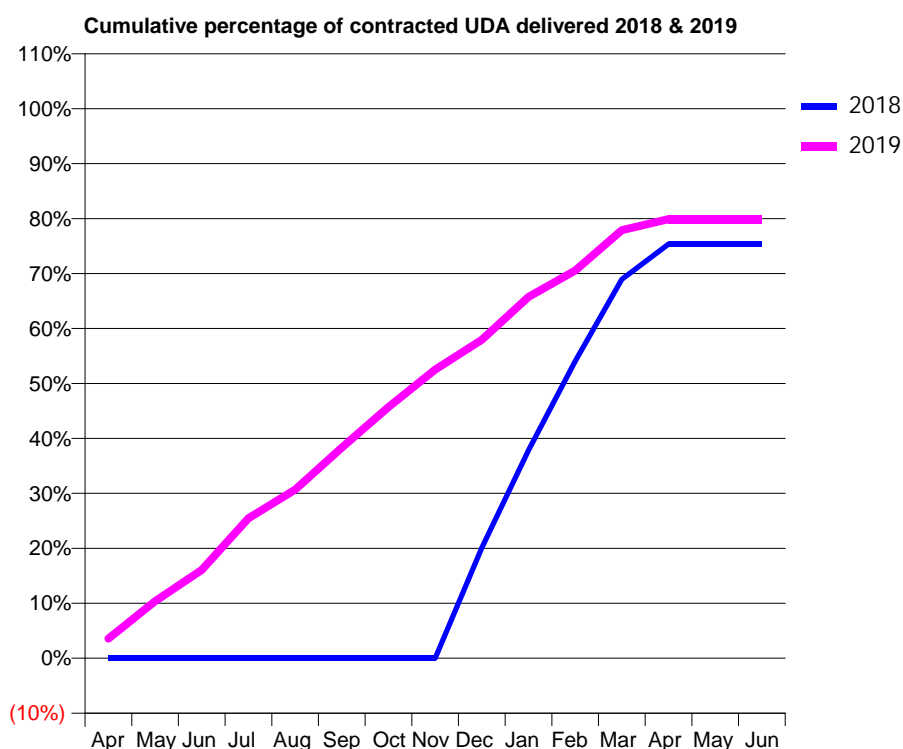
18/19 Contracted general activity (UDA)	599
Carry forward general activity (UDA)	0
18/19 Contracted orthodontic activity (UOA)	0
Carry forward orthodontic activity (UOA)	0
Baseline contract value	£17,768.47

### ACCESS\*

Patients seen in 24 months	Total	Change since previous quarter
Quarter ending March 2018	93	
Quarter ending June 2018	158	↑
Quarter ending September 2018	220	↑
Quarter ending December 2018	264	↑
Quarter ending March 2019	305	↑
<b>Variance since March 2018</b>	<b>228.0%</b>	<b>↑</b>



### ACTIVITY



Adjusted Scheduled Activity (UDA)		
Month	2018	2019
April	0	21
May	0	62
June	0	96
July	0	153
August	0	184
September	0	229
October	0	274
November	0	315
December	50	347
January	95	394
February	135	423
March	172	467
April	188	479
May	188	479
June	188	479

### QUALITY

	Quantity	Base Number	Contract	LHB	Wales
% of FP17s for the same patient ID Re-attending within 3 months - Children	0	2	0.0%	8.6%	10.8%
% of FP17s for the same patient ID Re-attending within 3 months - Adults	6	402	1.5%	15.0%	15.7%
% of FP17s for the same patient ID Re-attending between 3 & 9 months - Children	0	2	0.0%	57.7%	59.7%
% of FP17s for the same patient ID Re-attending between 3 & 9 months - Adults	4	402	1.0%	55.5%	55.5%
% of FP17s for Band 1 Urgent Courses	394	400	98.5%	9.2%	9.0%
% of FP17s Relating to Free Repair or Replacements	0	400	0.0%	0.6%	0.7%
% of FP17s Relating to Continuations	0	400	0.0%	0.7%	0.7%
% of Patients satisfied with the dentistry they have received	1	1	N/A	92.9%	92.4%
% of Patients satisfied with the time they had to wait for an appointment	1	1	N/A	88.0%	87.1%

\* This is based on patients treated on this contract for their most recent course of treatment. Figures in italics indicate the base number of FP17s or Patient Questionnaire responses are less than 100. N/A is shown where the base number of responses is less than 10 during the period. % is calculated as Quantity/Base number\*100

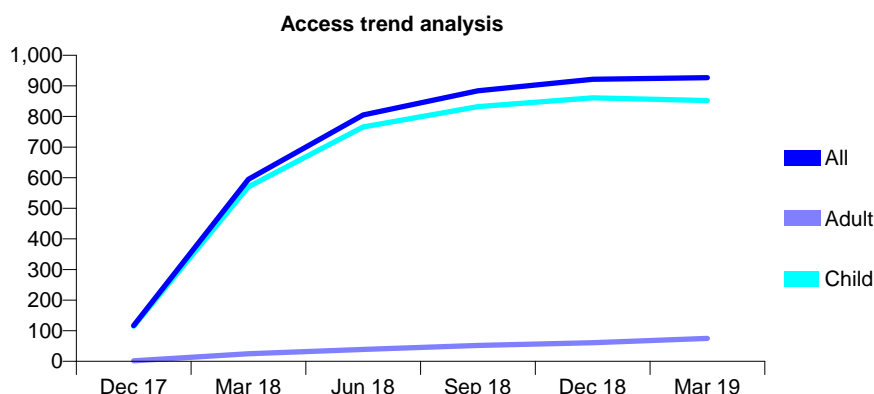
## 7A4 - Vital Signs At a Glance Contract Report for 100547/0000 - Year end March 2019

Name or company name	Eifion Roberts & Bharat Nagrani
Contract type name	GDS Contract
Purpose of contract	General
Contract start date	01/11/2017
Contract end date	

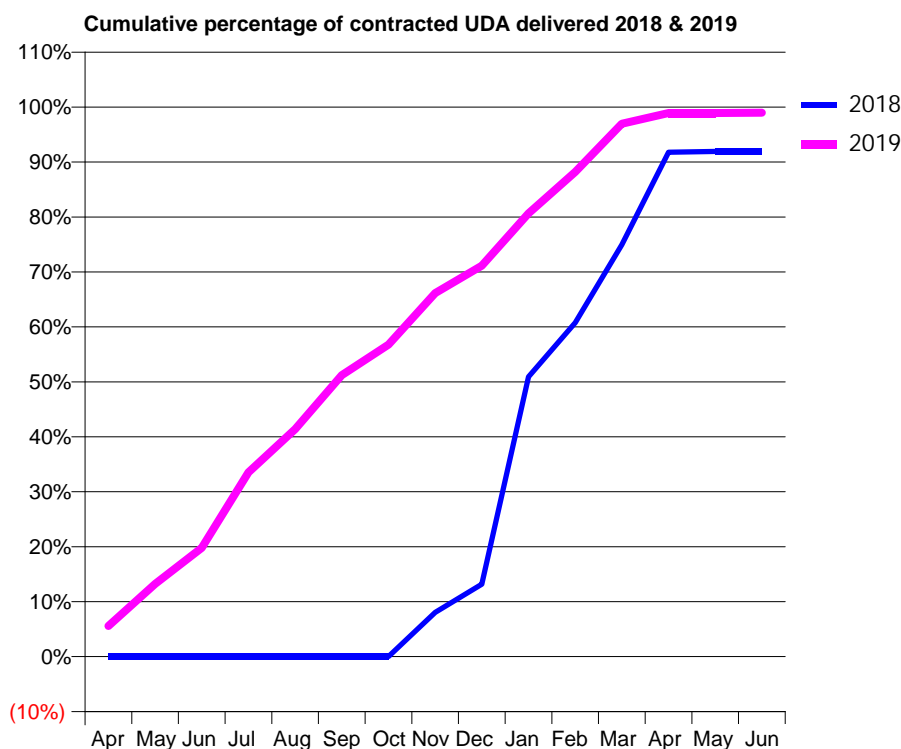
18/19 Contracted general activity (UDA)	2,119
Carry forward general activity (UDA)	0
18/19 Contracted orthodontic activity (UOA)	0
Carry forward orthodontic activity (UOA)	0
Baseline contract value	£64,204.91

### ACCESS\*

Patients seen in 24 months	Total	Change since previous quarter
Quarter ending March 2018	595	
Quarter ending June 2018	805	↑
Quarter ending September 2018	884	↑
Quarter ending December 2018	922	↑
Quarter ending March 2019	927	→
<b>Variance since March 2018</b>	<b>55.8%</b>	<b>↑</b>



### ACTIVITY



Adjusted Scheduled Activity (UDA)		
Month	2018	2019
April	0	118
May	0	281
June	0	419
July	0	711
August	0	877
September	0	1,085
October	0	1,203
November	71	1,402
December	116	1,507
January	450	1,709
February	537	1,869
March	662	2,055
April	811	2,096
May	812	2,096
June	812	2,097

### QUALITY

	Quantity	Base Number	Contract	LHB	Wales
% of FP17s for the same patient ID Re-attending within 3 months - Children	116	1,678	6.9%	8.6%	10.8%
% of FP17s for the same patient ID Re-attending within 3 months - Adults	3	51	5.9%	15.0%	15.7%
% of FP17s for the same patient ID Re-attending between 3 & 9 months - Children	986	1,678	58.8%	57.7%	59.7%
% of FP17s for the same patient ID Re-attending between 3 & 9 months - Adults	32	51	62.7%	55.5%	55.5%
% of FP17s for Band 1 Urgent Courses	58	1,618	3.6%	9.2%	9.0%
% of FP17s Relating to Free Repair or Replacements	0	1,618	0.0%	0.6%	0.7%
% of FP17s Relating to Continuations	0	1,618	0.0%	0.7%	0.7%
% of Patients satisfied with the dentistry they have received	6	6	N/A	92.9%	92.4%
% of Patients satisfied with the time they had to wait for an appointment	5	6	N/A	88.0%	87.1%

\* This is based on patients treated on this contract for their most recent course of treatment.  
 Figures in *italics* indicate the base number of FP17s or Patient Questionnaire responses are less than 100. N/A is shown where the base number of responses is less than 10 during the period. % is calculated as Quantity/Base number\*100

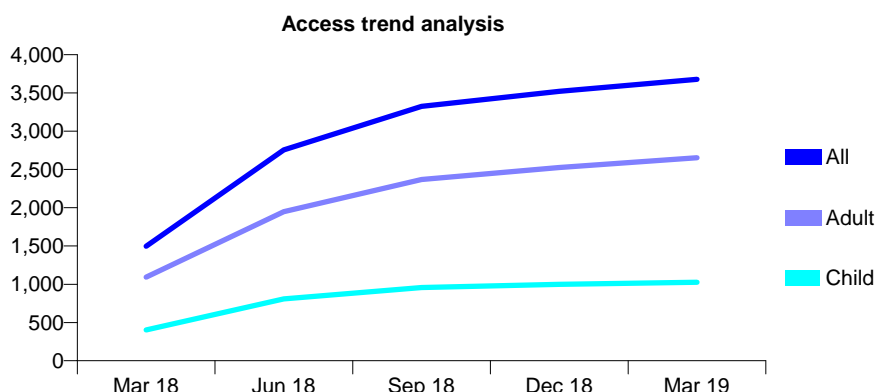
## 7A4 - Vital Signs At a Glance Contract Report for 100564/0000 - Year end March 2019

Name or company name	Teeth@Wilton House Ltd
Contract type name	GDS Contract
Purpose of contract	General
Contract start date	01/01/2018
Contract end date	

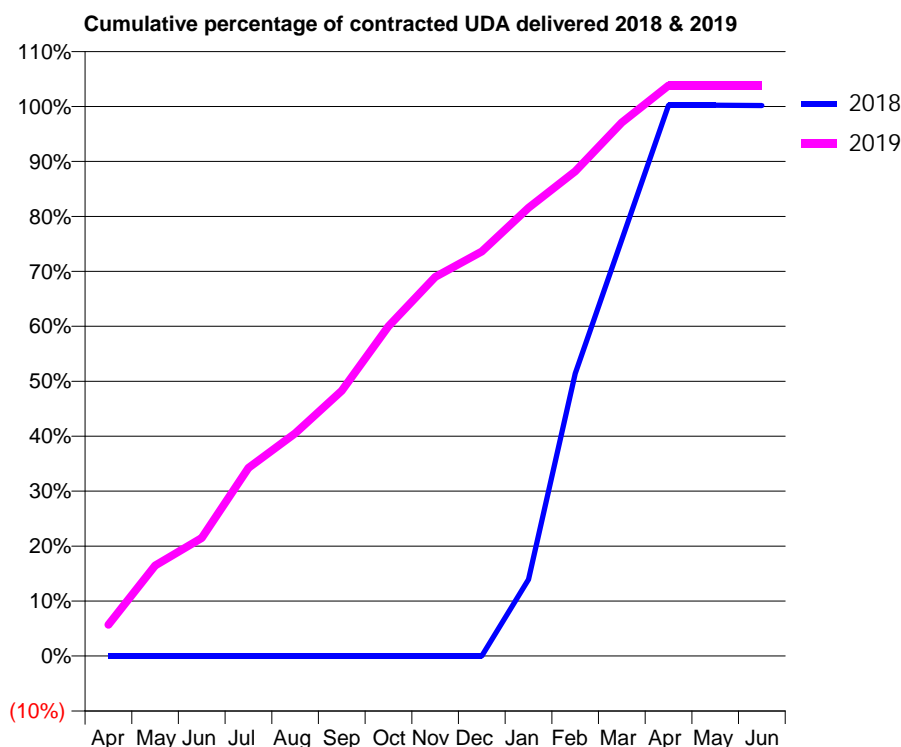
18/19 Contracted general activity (UDA)	13,500
Carry forward general activity (UDA)	-498
18/19 Contracted orthodontic activity (UOA)	0
Carry forward orthodontic activity (UOA)	0
Baseline contract value	£341,501.10

### ACCESS\*

Patients seen in 24 months	Total	Change since previous quarter
Quarter ending March 2018	1,497	
Quarter ending June 2018	2,755	↑
Quarter ending September 2018	3,324	↑
Quarter ending December 2018	3,522	↑
Quarter ending March 2019	3,679	↑
<b>Variance since March 2018</b>	<b>145.8%</b>	<b>↑</b>



### ACTIVITY



Adjusted Scheduled Activity (UDA)		
Month	2018	2019
April	0	769
May	0	2,223
June	0	2,902
July	0	4,622
August	0	5,471
September	0	6,518
October	0	8,100
November	0	9,312
December	0	9,939
January	470	11,009
February	1,735	11,905
March	2,557	13,104
April	3,382	14,012
May	3,382	14,012
June	3,380	14,012

### QUALITY

	Quantity	Base Number	Contract	LHB	Wales
% of FP17s for the same patient ID Re-attending within 3 months - Children	111	1,880	5.9%	8.6%	10.8%
% of FP17s for the same patient ID Re-attending within 3 months - Adults	963	5,289	18.2%	15.0%	15.7%
% of FP17s for the same patient ID Re-attending between 3 & 9 months - Children	928	1,880	49.4%	57.7%	59.7%
% of FP17s for the same patient ID Re-attending between 3 & 9 months - Adults	2,397	5,289	45.3%	55.5%	55.5%
% of FP17s for Band 1 Urgent Courses	597	7,246	8.2%	9.2%	9.0%
% of FP17s Relating to Free Repair or Replacements	85	7,246	1.2%	0.6%	0.7%
% of FP17s Relating to Continuations	89	7,246	1.2%	0.7%	0.7%
% of Patients satisfied with the dentistry they have received	7	8	N/A	92.9%	92.4%
% of Patients satisfied with the time they had to wait for an appointment	8	8	N/A	88.0%	87.1%

\* This is based on patients treated on this contract for their most recent course of treatment.

Figures in italics indicate the base number of FP17s or Patient Questionnaire responses are less than 100. N/A is shown where the base number of responses is less than 10 during the period. % is calculated as Quantity/Base number\*100

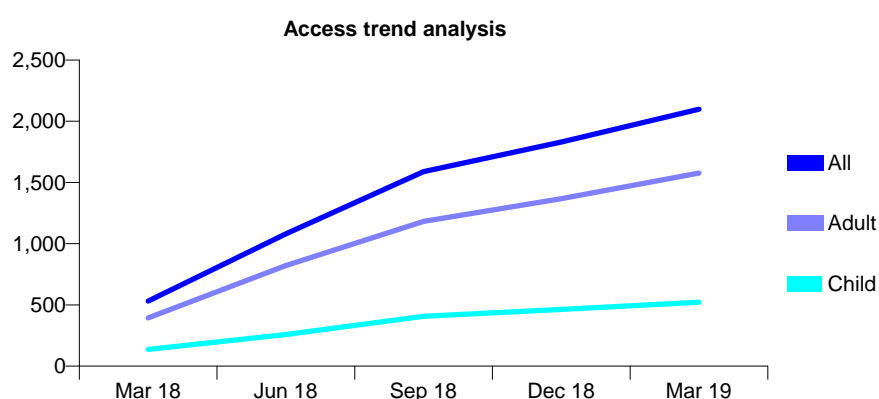
## 7A4 - Vital Signs At a Glance Contract Report for 100591/0000 - Year end March 2019

Name or company name	R Nute
Contract type name	GDS Contract
Purpose of contract	General
Contract start date	01/02/2018
Contract end date	

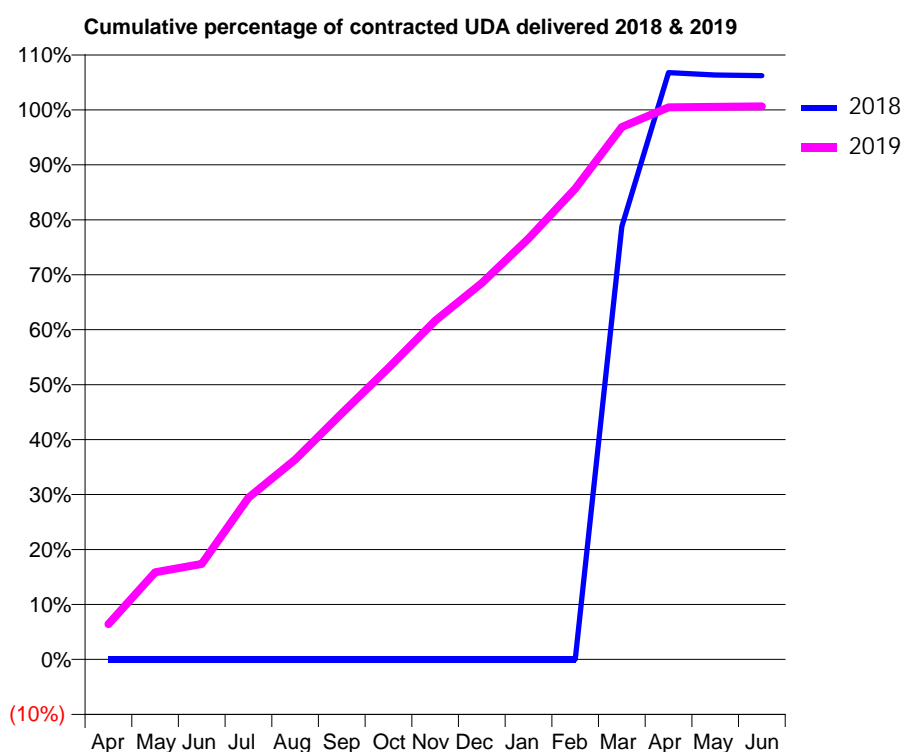
18/19 Contracted general activity (UDA)	6,638
Carry forward general activity (UDA)	0
18/19 Contracted orthodontic activity (UOA)	0
Carry forward orthodontic activity (UOA)	0
Baseline contract value	£169,394.25

### ACCESS\*

Patients seen in 24 months	Total	Change since previous quarter
Quarter ending March 2018	531	
Quarter ending June 2018	1,080	↑
Quarter ending September 2018	1,589	↑
Quarter ending December 2018	1,831	↑
Quarter ending March 2019	2,099	↑
<b>Variance since March 2018</b>	<b>295.3%</b>	<b>↑</b>



### ACTIVITY



Adjusted Scheduled Activity (UDA)		
Month	2018	2019
April	0	426
May	0	1,052
June	0	1,155
July	0	1,954
August	0	2,414
September	0	2,973
October	0	3,521
November	0	4,093
December	0	4,545
January	0	5,084
February	0	5,685
March	871	6,431
April	1,181	6,668
May	1,176	6,675
June	1,175	6,679

### QUALITY

	Quantity	Base Number	Contract	LHB	Wales
% of FP17s for the same patient ID Re-attending within 3 months - Children	35	744	4.7%	8.6%	10.8%
% of FP17s for the same patient ID Re-attending within 3 months - Adults	467	2,657	17.6%	15.0%	15.7%
% of FP17s for the same patient ID Re-attending between 3 & 9 months - Children	217	744	29.2%	57.7%	59.7%
% of FP17s for the same patient ID Re-attending between 3 & 9 months - Adults	807	2,657	30.4%	55.5%	55.5%
% of FP17s for Band 1 Urgent Courses	574	3,373	17.0%	9.2%	9.0%
% of FP17s Relating to Free Repair or Replacements	16	3,373	0.5%	0.6%	0.7%
% of FP17s Relating to Continuations	22	3,373	0.7%	0.7%	0.7%
% of Patients satisfied with the dentistry they have received	2	2	N/A	92.9%	92.4%
% of Patients satisfied with the time they had to wait for an appointment	2	2	N/A	88.0%	87.1%

\* This is based on patients treated on this contract for their most recent course of treatment. Figures in italics indicate the base number of FP17s or Patient Questionnaire responses are less than 100. N/A is shown where the base number of responses is less than 10 during the period. % is calculated as Quantity/Base number\*100

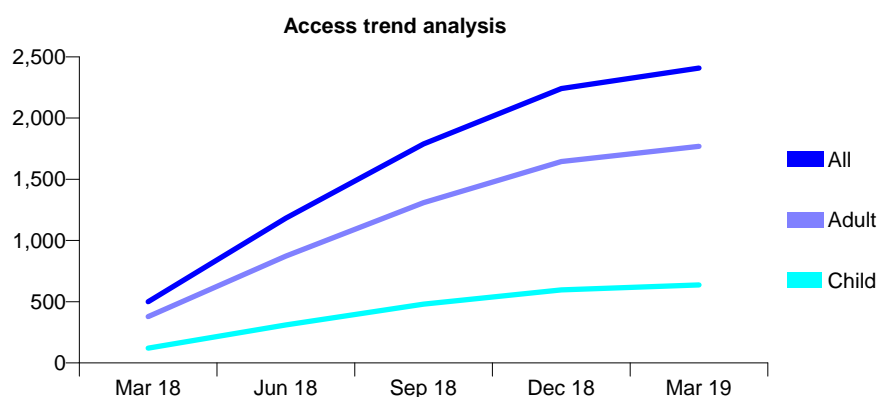
## 7A4 - Vital Signs At a Glance Contract Report for 100595/0000 - Year end March 2019

Name or company name	MR M KERAI
Contract type name	GDS Contract
Purpose of contract	General
Contract start date	26/01/2018
Contract end date	

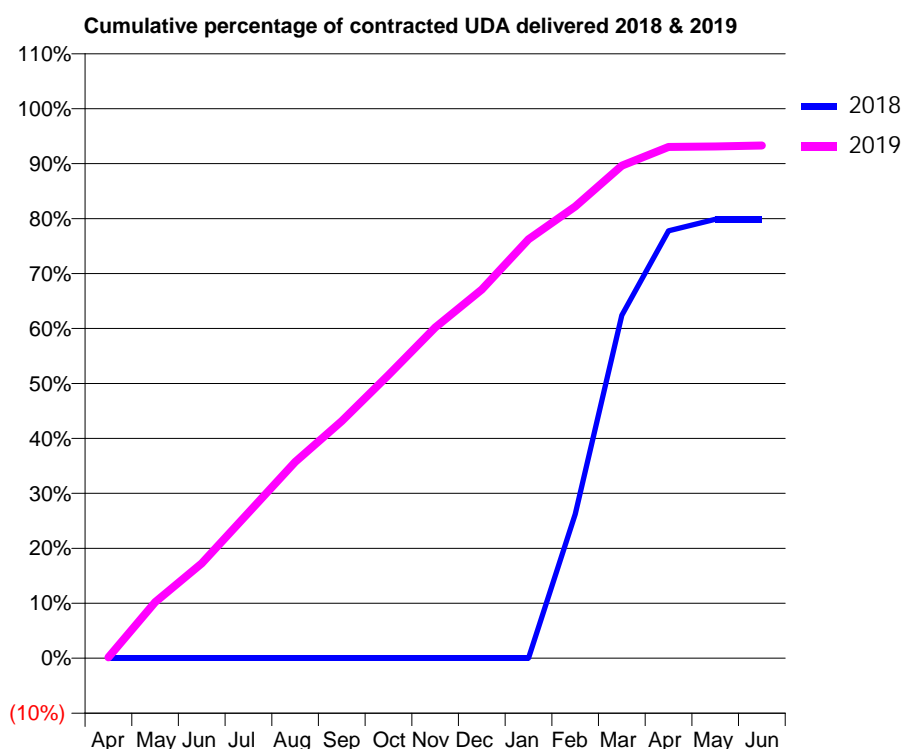
18/19 Contracted general activity (UDA)	8,808
Carry forward general activity (UDA)	3
18/19 Contracted orthodontic activity (UOA)	0
Carry forward orthodontic activity (UOA)	0
Baseline contract value	£174,934.75

### ACCESS\*

Patients seen in 24 months	Total	Change since previous quarter
Quarter ending March 2018	499	
Quarter ending June 2018	1,182	↑
Quarter ending September 2018	1,789	↑
Quarter ending December 2018	2,241	↑
Quarter ending March 2019	2,408	↑
<b>Variance since March 2018</b>	<b>382.6%</b>	<b>↑</b>



### ACTIVITY



Adjusted Scheduled Activity (UDA)		
Month	2018	2019
April	0	15
May	0	900
June	0	1,522
July	0	2,334
August	0	3,147
September	0	3,799
October	0	4,538
November	0	5,299
December	0	5,908
January	0	6,715
February	422	7,240
March	1,005	7,895
April	1,252	8,194
May	1,286	8,201
June	1,286	8,216

### QUALITY

	Quantity	Base Number	Contract	LHB	Wales
% of FP17s for the same patient ID Re-attending within 3 months - Children	48	870	5.5%	8.6%	10.8%
% of FP17s for the same patient ID Re-attending within 3 months - Adults	372	2,652	14.0%	15.0%	15.7%
% of FP17s for the same patient ID Re-attending between 3 & 9 months - Children	209	870	24.0%	57.7%	59.7%
% of FP17s for the same patient ID Re-attending between 3 & 9 months - Adults	639	2,652	24.1%	55.5%	55.5%
% of FP17s for Band 1 Urgent Courses	207	3,570	5.8%	9.2%	9.0%
% of FP17s Relating to Free Repair or Replacements	6	3,570	0.2%	0.6%	0.7%
% of FP17s Relating to Continuations	21	3,570	0.6%	0.7%	0.7%
% of Patients satisfied with the dentistry they have received	3	3	N/A	92.9%	92.4%
% of Patients satisfied with the time they had to wait for an appointment	3	3	N/A	88.0%	87.1%

\* This is based on patients treated on this contract for their most recent course of treatment.

Figures in italics indicate the base number of FP17s or Patient Questionnaire responses are less than 100. N/A is shown where the base number of responses is less than 10 during the period. % is calculated as Quantity/Base number\*100

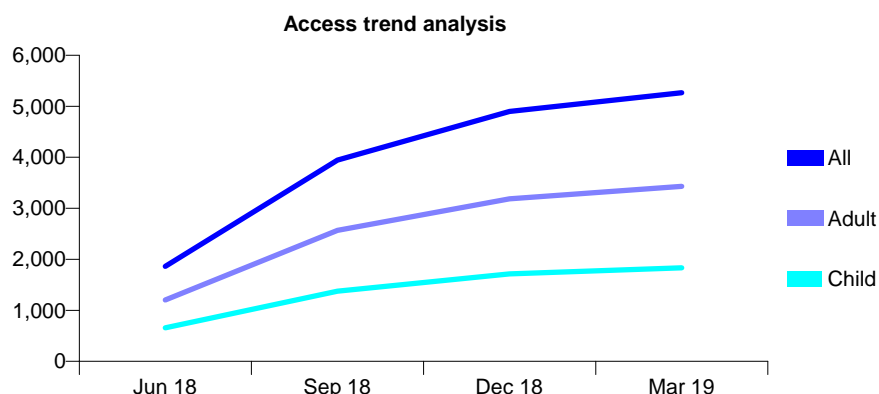
## 7A4 - Vital Signs At a Glance Contract Report for 100605/0000 - Year end March 2019

Name or company name	Wilson Oral Health Limited
Contract type name	Pilot Contract
Purpose of contract	General
Contract start date	01/04/2018
Contract end date	

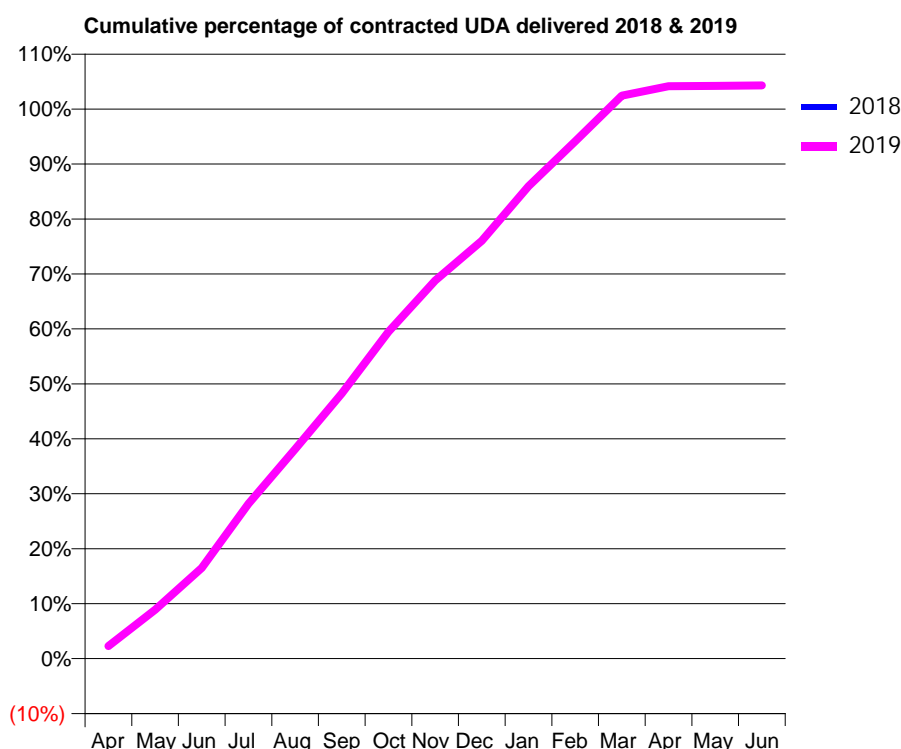
18/19 Contracted general activity (UDA)	19,167
Carry forward general activity (UDA)	0
18/19 Contracted orthodontic activity (UOA)	0
Carry forward orthodontic activity (UOA)	0
Baseline contract value	£500,181.98

### ACCESS\*

Patients seen in 24 months	Total	Change since previous quarter
Quarter ending March 2018	0	
Quarter ending June 2018	1,862	↑
Quarter ending September 2018	3,946	↑
Quarter ending December 2018	4,898	↑
Quarter ending March 2019	5,266	↑
Variance since March 2018	N/A	



### ACTIVITY



Adjusted Scheduled Activity (UDA)		
Month	2018	2019
April	0	441
May	0	1,707
June	0	3,164
July	0	5,401
August	0	7,311
September	0	9,250
October	0	11,403
November	0	13,190
December	0	14,568
January	0	16,479
February	0	18,046
March	0	19,634
April	0	19,961
May	0	19,973
June	0	19,989

### QUALITY

	Quantity	Base Number	Contract	LHB	Wales
% of FP17s for the same patient ID Re-attending within 3 months - Children	129	2,951	4.4%	8.6%	10.8%
% of FP17s for the same patient ID Re-attending within 3 months - Adults	692	6,099	11.3%	15.0%	15.7%
% of FP17s for the same patient ID Re-attending between 3 & 9 months - Children	784	2,951	26.6%	57.7%	59.7%
% of FP17s for the same patient ID Re-attending between 3 & 9 months - Adults	1,825	6,099	29.9%	55.5%	55.5%
% of FP17s for Band 1 Urgent Courses	673	9,202	7.3%	9.2%	9.0%
% of FP17s Relating to Free Repair or Replacements	29	9,202	0.3%	0.6%	0.7%
% of FP17s Relating to Continuations	31	9,202	0.3%	0.7%	0.7%
% of Patients satisfied with the dentistry they have received	9	9	N/A	92.9%	92.4%
% of Patients satisfied with the time they had to wait for an appointment	8	9	N/A	88.0%	87.1%

\* This is based on patients treated on this contract for their most recent course of treatment.  
 Figures in *italics* indicate the base number of FP17s or Patient Questionnaire responses are less than 100. N/A is shown where the base number of responses is less than 10 during the period. % is calculated as Quantity/Base number\*100



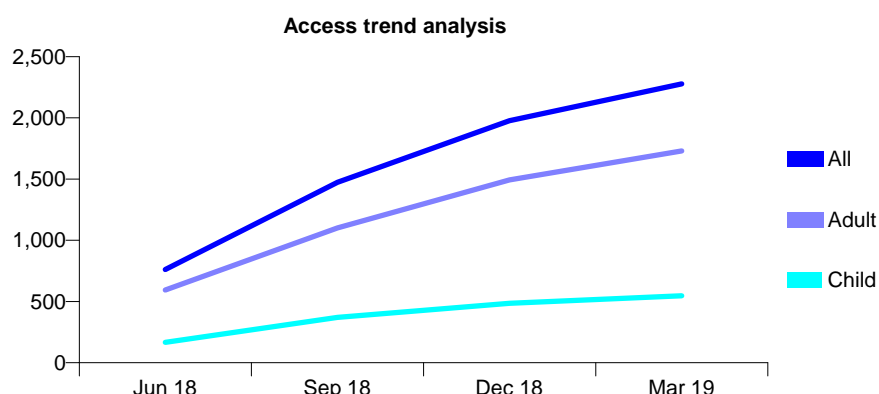
## 7A4 - Vital Signs At a Glance Contract Report for 100650/0000 - Year end March 2019

Name or company name	BDS Dentists Ltd
Contract type name	GDS Contract
Purpose of contract	General
Contract start date	01/04/2018
Contract end date	

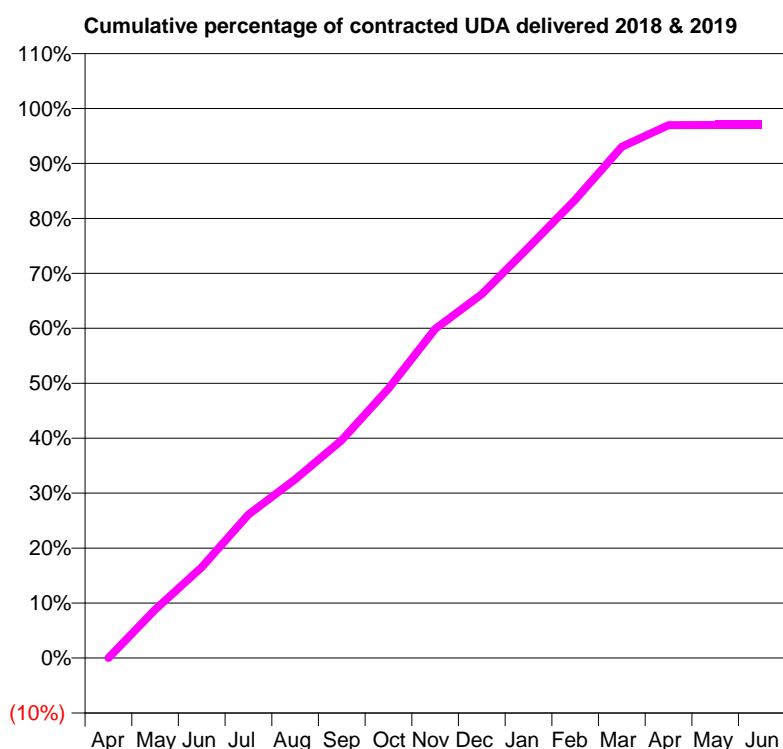
18/19 Contracted general activity (UDA)	7,010
Carry forward general activity (UDA)	0
18/19 Contracted orthodontic activity (UOA)	0
Carry forward orthodontic activity (UOA)	0
Baseline contract value	£176,055.18

### ACCESS\*

Patients seen in 24 months	Total	Change since previous quarter
Quarter ending March 2018	0	
Quarter ending June 2018	761	↑
Quarter ending September 2018	1,473	↑
Quarter ending December 2018	1,978	↑
Quarter ending March 2019	2,277	↑
Variance since March 2018	N/A	



### ACTIVITY



Adjusted Scheduled Activity (UDA)		
Month	2018	2019
April	0	0
May	0	618
June	0	1,159
July	0	1,831
August	0	2,278
September	0	2,778
October	0	3,438
November	0	4,197
December	0	4,642
January	0	5,236
February	0	5,847
March	0	6,522
April	0	6,797
May	0	6,799
June	0	6,799

### QUALITY

	Quantity	Base Number	Contract	LHB	Wales
% of FP17s for the same patient ID Re-attending within 3 months - Children	46	918	5.0%	8.6%	10.8%
% of FP17s for the same patient ID Re-attending within 3 months - Adults	346	2,944	11.8%	15.0%	15.7%
% of FP17s for the same patient ID Re-attending between 3 & 9 months - Children	262	918	28.5%	57.7%	59.7%
% of FP17s for the same patient ID Re-attending between 3 & 9 months - Adults	794	2,944	27.0%	55.5%	55.5%
% of FP17s for Band 1 Urgent Courses	305	3,996	7.6%	9.2%	9.0%
% of FP17s Relating to Free Repair or Replacements	12	3,996	0.3%	0.6%	0.7%
% of FP17s Relating to Continuations	8	3,996	0.2%	0.7%	0.7%
% of Patients satisfied with the dentistry they have received	10	11	90.9%	92.9%	92.4%
% of Patients satisfied with the time they had to wait for an appointment	9	11	81.8%	88.0%	87.1%

\* This is based on patients treated on this contract for their most recent course of treatment.

Figures in italics indicate the base number of FP17s or Patient Questionnaire responses are less than 100. N/A is shown where the base number of responses is less than 10 during the period. % is calculated as Quantity/Base number\*100

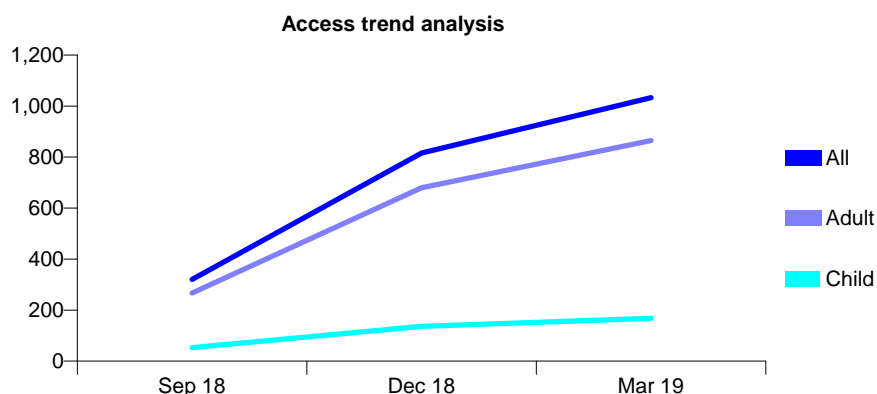
## 7A4 - Vital Signs At a Glance Contract Report for 100843/0000 - Year end March 2019

Name or company name	East Street D C Ltd
Contract type name	GDS Contract
Purpose of contract	General
Contract start date	01/07/2018
Contract end date	

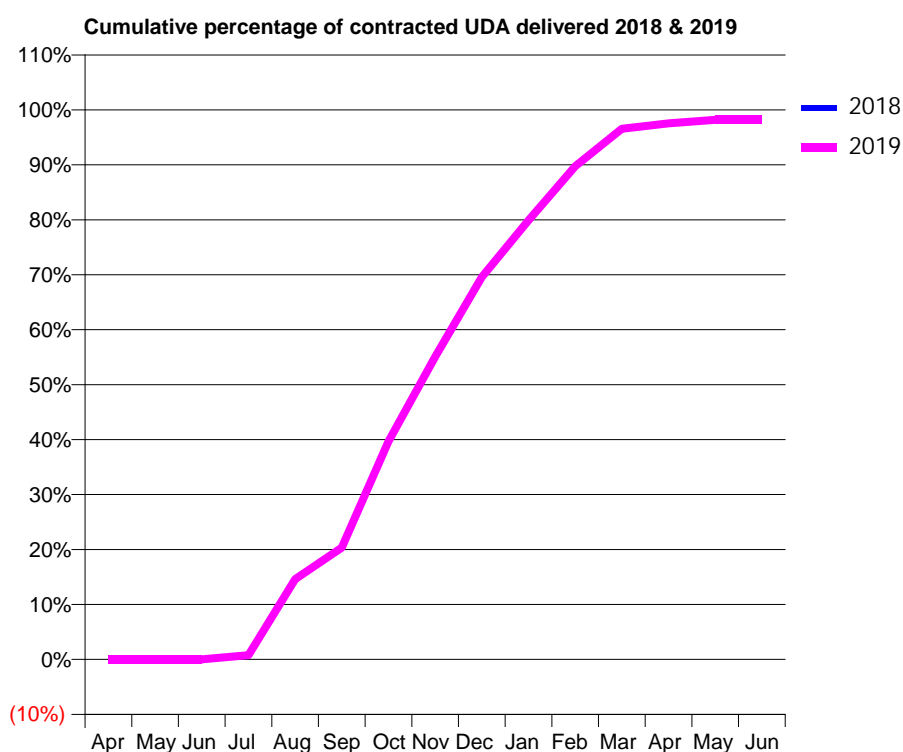
18/19 Contracted general activity (UDA)	3,182
Carry forward general activity (UDA)	0
18/19 Contracted orthodontic activity (UOA)	0
Carry forward orthodontic activity (UOA)	0
Baseline contract value	£106,049.65

### ACCESS\*

Patients seen in 24 months	Total	Change since previous quarter
Quarter ending March 2018	0	
Quarter ending June 2018	0	
Quarter ending September 2018	320	↑
Quarter ending December 2018	816	↑
Quarter ending March 2019	1,033	↑
Variance since March 2018	N/A	



### ACTIVITY



Adjusted Scheduled Activity (UDA)		
Month	2018	2019
April	0	0
May	0	0
June	0	0
July	0	24
August	0	464
September	0	648
October	0	1,263
November	0	1,753
December	0	2,214
January	0	2,543
February	0	2,855
March	0	3,072
April	0	3,104
May	0	3,124
June	0	3,124

### QUALITY

	Quantity	Base Number	Contract	LHB	Wales
% of FP17s for the same patient ID Re-attending within 3 months - Children	7	213	3.3%	8.6%	10.8%
% of FP17s for the same patient ID Re-attending within 3 months - Adults	166	1,215	13.7%	15.0%	15.7%
% of FP17s for the same patient ID Re-attending between 3 & 9 months - Children	25	213	11.7%	57.7%	59.7%
% of FP17s for the same patient ID Re-attending between 3 & 9 months - Adults	126	1,215	10.4%	55.5%	55.5%
% of FP17s for Band 1 Urgent Courses	177	1,444	12.3%	9.2%	9.0%
% of FP17s Relating to Free Repair or Replacements	6	1,444	0.4%	0.6%	0.7%
% of FP17s Relating to Continuations	12	1,444	0.8%	0.7%	0.7%
% of Patients satisfied with the dentistry they have received	8	8	N/A	92.9%	92.4%
% of Patients satisfied with the time they had to wait for an appointment	7	8	N/A	88.0%	87.1%

\* This is based on patients treated on this contract for their most recent course of treatment. Figures in italics indicate the base number of FP17s or Patient Questionnaire responses are less than 100. N/A is shown where the base number of responses is less than 10 during the period. % is calculated as Quantity/Base number\*100

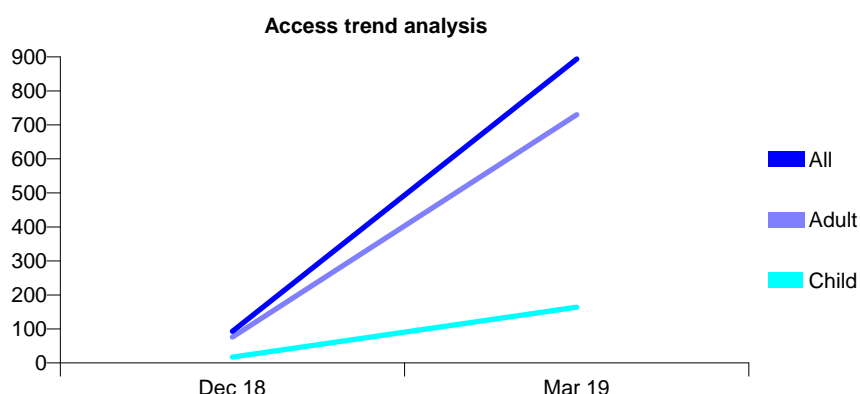
## 7A4 - Vital Signs At a Glance Contract Report for 100929/0000 - Year end March 2019

Name or company name	Mrs S Gatley
Contract type name	Pilot Contract
Purpose of contract	General
Contract start date	13/12/2018
Contract end date	31/10/2028

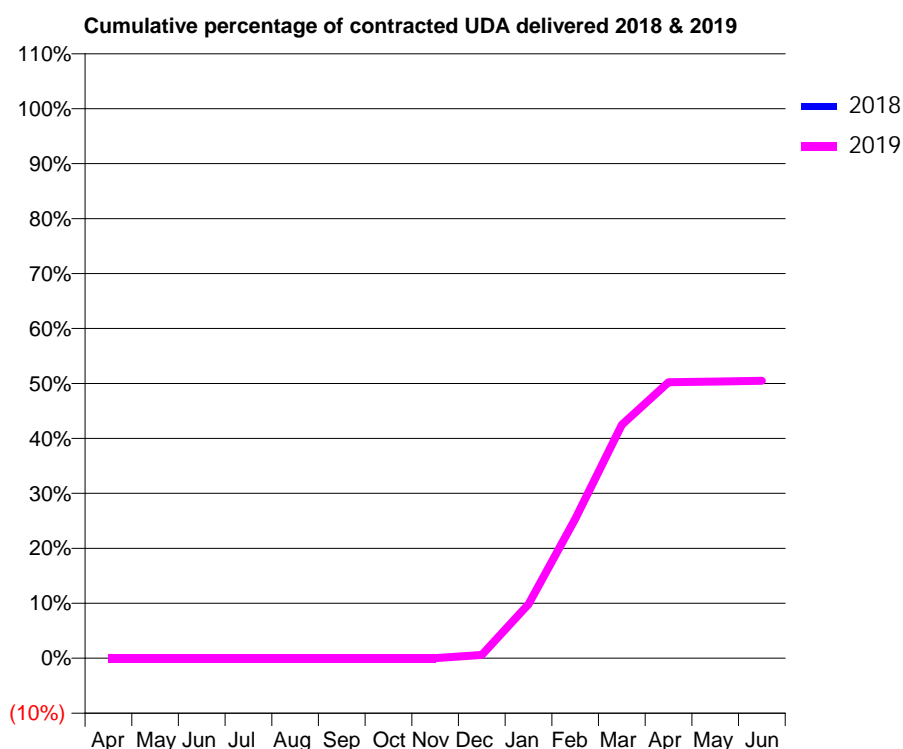
18/19 Contracted general activity (UDA)	3,869
Carry forward general activity (UDA)	0
18/19 Contracted orthodontic activity (UOA)	0
Carry forward orthodontic activity (UOA)	0
Baseline contract value	£133,048.35

### ACCESS\*

Patients seen in 24 months	Total	Change since previous quarter
Quarter ending March 2018	0	
Quarter ending June 2018	0	
Quarter ending September 2018	0	
Quarter ending December 2018	93	↑
Quarter ending March 2019	894	↑
Variance since March 2018	N/A	



### ACTIVITY



Adjusted Scheduled Activity (UDA)		
Month	2018	2019
April	0	0
May	0	0
June	0	0
July	0	0
August	0	0
September	0	0
October	0	0
November	0	0
December	0	23
January	0	380
February	0	981
March	0	1,644
April	0	1,943
May	0	1,947
June	0	1,953

### QUALITY

	Quantity	Base Number	Contract	LHB	Wales
% of FP17s for the same patient ID Re-attending within 3 months - Children	2	147	1.4%	8.6%	10.8%
% of FP17s for the same patient ID Re-attending within 3 months - Adults	39	696	5.6%	15.0%	15.7%
% of FP17s for the same patient ID Re-attending between 3 & 9 months - Children	0	147	0.0%	57.7%	59.7%
% of FP17s for the same patient ID Re-attending between 3 & 9 months - Adults	0	696	0.0%	55.5%	55.5%
% of FP17s for Band 1 Urgent Courses	87	981	8.9%	9.2%	9.0%
% of FP17s Relating to Free Repair or Replacements	7	981	0.7%	0.6%	0.7%
% of FP17s Relating to Continuations	1	981	0.1%	0.7%	0.7%
% of Patients satisfied with the dentistry they have received	2	2	N/A	92.9%	92.4%
% of Patients satisfied with the time they had to wait for an appointment	2	2	N/A	88.0%	87.1%

\* This is based on patients treated on this contract for their most recent course of treatment. Figures in italics indicate the base number of FP17s or Patient Questionnaire responses are less than 100. N/A is shown where the base number of responses is less than 10 during the period. % is calculated as Quantity/Base number\*100


## 7A4 - Vital Signs At a Glance Contract Report for 100968/0000 - Year end March 2019

Name or company name	Eskimo Healthcare Group Limited
Contract type name	GDS Contract
Purpose of contract	General
Contract start date	01/12/2018
Contract end date	

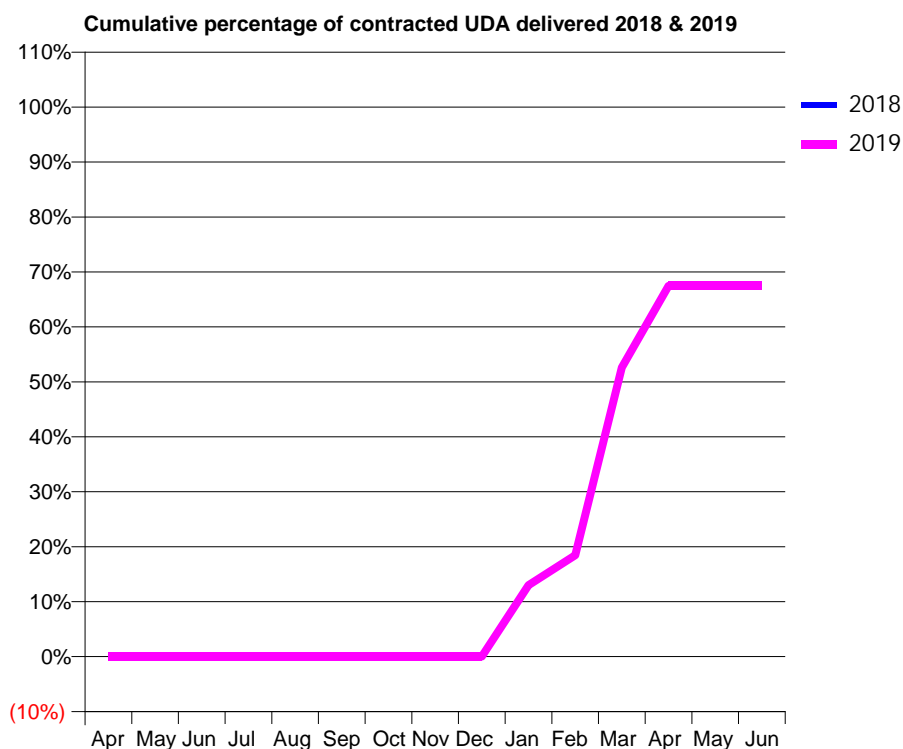
18/19 Contracted general activity (UDA)	1,339
Carry forward general activity (UDA)	0
18/19 Contracted orthodontic activity (UOA)	0
Carry forward orthodontic activity (UOA)	0
Baseline contract value	£32,781.94

### ACCESS\*

Patients seen in 24 months	Total	Change since previous quarter
Quarter ending March 2018	0	
Quarter ending June 2018	0	
Quarter ending September 2018	0	
Quarter ending December 2018	0	
Quarter ending March 2019	395	
Variance since March 2018	N/A	



### ACTIVITY



Adjusted Scheduled Activity (UDA)		
Month	2018	2019
April	0	0
May	0	0
June	0	0
July	0	0
August	0	0
September	0	0
October	0	0
November	0	0
December	0	0
January	0	174
February	0	247
March	0	704
April	0	903
May	0	903
June	0	903

### QUALITY

	Quantity	Base Number	Contract	LHB	Wales
% of FP17s for the same patient ID Re-attending within 3 months - Children	5	249	2.0%	8.6%	10.8%
% of FP17s for the same patient ID Re-attending within 3 months - Adults	7	100	7.0%	15.0%	15.7%
% of FP17s for the same patient ID Re-attending between 3 & 9 months - Children	0	249	0.0%	57.7%	59.7%
% of FP17s for the same patient ID Re-attending between 3 & 9 months - Adults	0	100	0.0%	55.5%	55.5%
% of FP17s for Band 1 Urgent Courses	42	426	9.9%	9.2%	9.0%
% of FP17s Relating to Free Repair or Replacements	0	426	0.0%	0.6%	0.7%
% of FP17s Relating to Continuations	0	426	0.0%	0.7%	0.7%
% of Patients satisfied with the dentistry they have received	0	0	N/A	92.9%	92.4%
% of Patients satisfied with the time they had to wait for an appointment	0	0	N/A	88.0%	87.1%

\* This is based on patients treated on this contract for their most recent course of treatment.  
 Figures in *italics* indicate the base number of FP17s or Patient Questionnaire responses are less than 100. N/A is shown where the base number of responses is less than 10 during the period. % is calculated as Quantity/Base number\*100

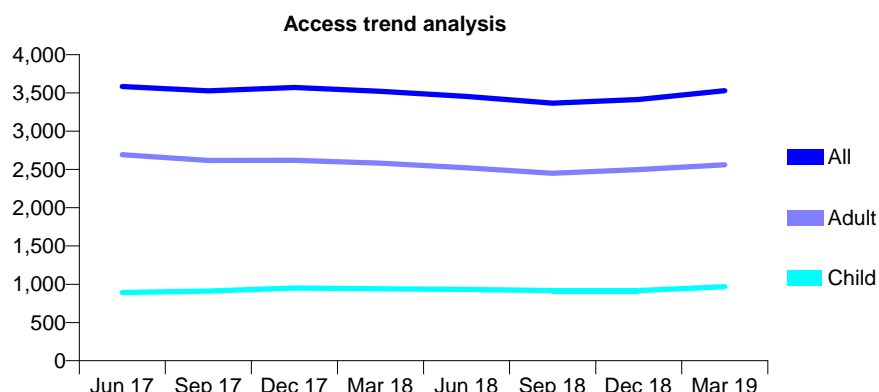
## 7A4 - Vital Signs At a Glance Contract Report for 101338/0151 - Year end March 2019

Name or company name	Whitecross Dental Care Limited
Contract type name	GDS Contract
Purpose of contract	General
Contract start date	01/11/2014
Contract end date	

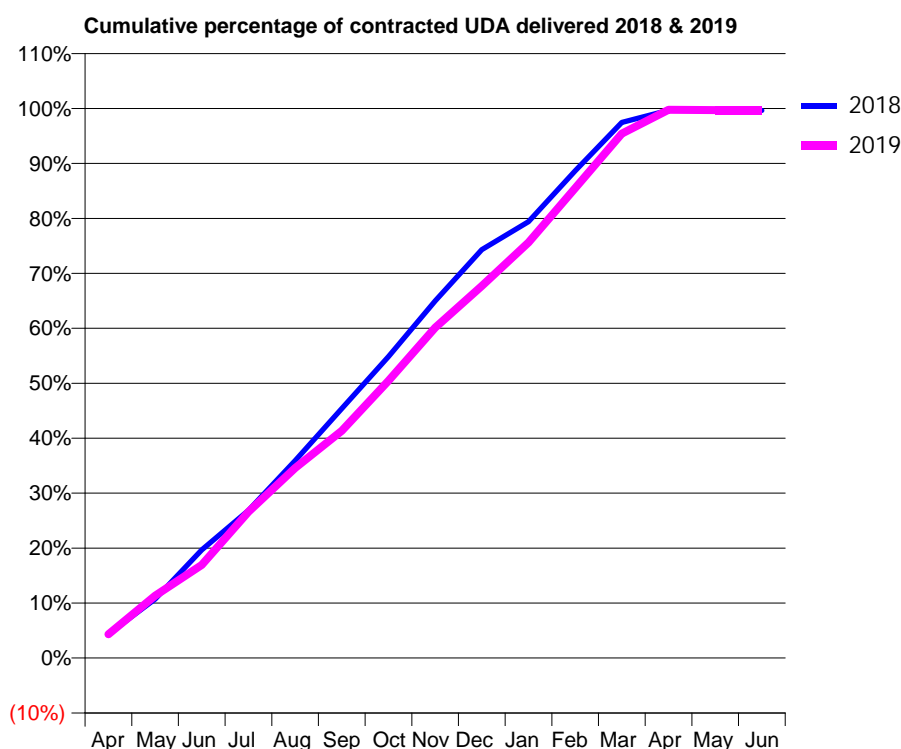
18/19 Contracted general activity (UDA)	11,700
Carry forward general activity (UDA)	42
18/19 Contracted orthodontic activity (UOA)	0
Carry forward orthodontic activity (UOA)	0
Baseline contract value	£293,080.96

### ACCESS\*

Patients seen in 24 months	Total	Change since previous quarter
Quarter ending March 2018	3,522	
Quarter ending June 2018	3,453	↓
Quarter ending September 2018	3,367	↓
Quarter ending December 2018	3,416	→
Quarter ending March 2019	3,529	↑
<b>Variance since March 2018</b>	<b>0.2%</b>	<b>→</b>



### ACTIVITY



Adjusted Scheduled Activity (UDA)		
Month	2018	2019
April	510	507
May	1,256	1,328
June	2,302	1,980
July	3,146	3,112
August	4,205	4,046
September	5,312	4,837
October	6,417	5,905
November	7,602	7,034
December	8,693	7,920
January	9,292	8,847
February	10,374	10,005
March	11,404	11,165
April	11,663	11,671
May	11,662	11,666
June	11,658	11,666

### QUALITY

	Quantity	Base Number	Contract	LHB	Wales
% of FP17s for the same patient ID Re-attending within 3 months - Children	26	1,223	2.1%	8.6%	10.8%
% of FP17s for the same patient ID Re-attending within 3 months - Adults	152	3,590	4.2%	15.0%	15.7%
% of FP17s for the same patient ID Re-attending between 3 & 9 months - Children	559	1,223	45.7%	57.7%	59.7%
% of FP17s for the same patient ID Re-attending between 3 & 9 months - Adults	2,285	3,590	63.6%	55.5%	55.5%
% of FP17s for Band 1 Urgent Courses	103	4,897	2.1%	9.2%	9.0%
% of FP17s Relating to Free Repair or Replacements	16	4,897	0.3%	0.6%	0.7%
% of FP17s Relating to Continuations	6	4,897	0.1%	0.7%	0.7%
% of Patients satisfied with the dentistry they have received	2	2	N/A	92.9%	92.4%
% of Patients satisfied with the time they had to wait for an appointment	2	2	N/A	88.0%	87.1%

\* This is based on patients treated on this contract for their most recent course of treatment.

Figures in italics indicate the base number of FP17s or Patient Questionnaire responses are less than 100. N/A is shown where the base number of responses is less than 10 during the period. % is calculated as Quantity/Base number\*100

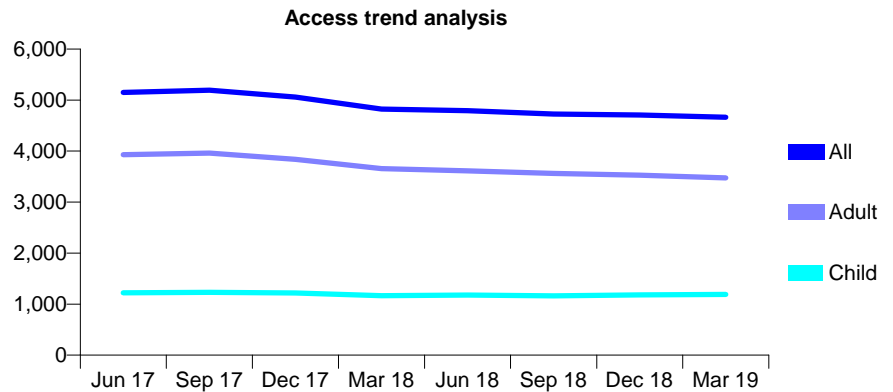
## 7A4 - Vital Signs At a Glance Contract Report for 101338/0152 - Year end March 2019

Name or company name	Whitecross Dental Care Limited
Contract type name	GDS Contract
Purpose of contract	General
Contract start date	01/04/2015
Contract end date	

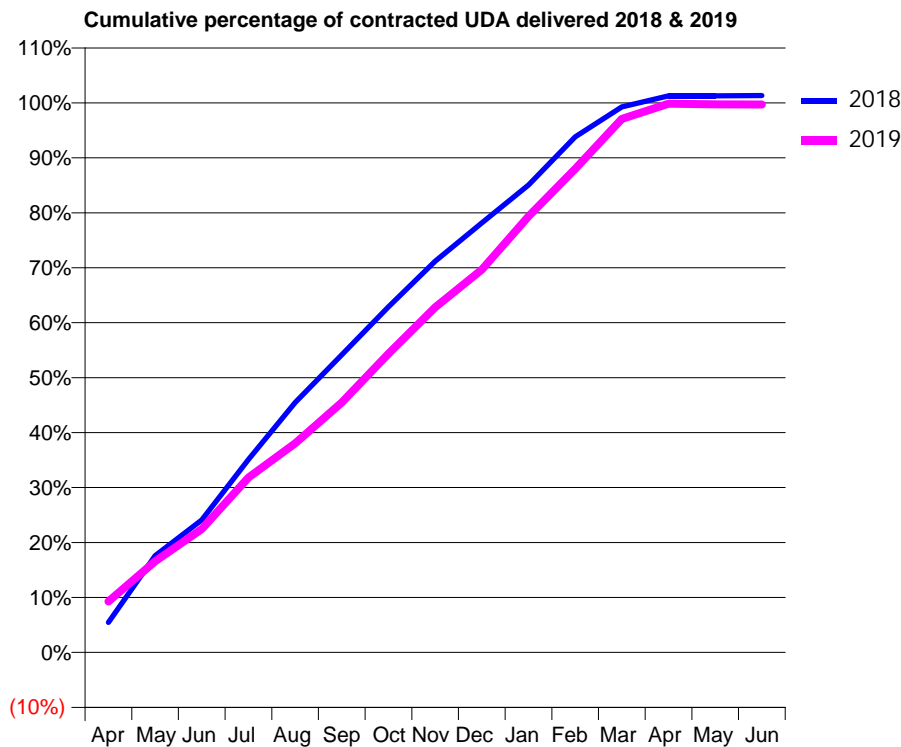
18/19 Contracted general activity (UDA)	13,434
Carry forward general activity (UDA)	-179
18/19 Contracted orthodontic activity (UOA)	0
Carry forward orthodontic activity (UOA)	0
Baseline contract value	£361,410.64

### ACCESS\*

Patients seen in 24 months	Total	Change since previous quarter
Quarter ending March 2018	4,821	
Quarter ending June 2018	4,790	→
Quarter ending September 2018	4,725	↓
Quarter ending December 2018	4,708	→
Quarter ending March 2019	4,664	→
<b>Variance since March 2018</b>	<b>(3.3%)</b>	<b>↓</b>



### ACTIVITY



Adjusted Scheduled Activity (UDA)		
Month	2018	2019
April	735	1,245
May	2,365	2,227
June	3,238	3,014
July	4,714	4,276
August	6,108	5,114
September	7,276	6,111
October	8,449	7,305
November	9,562	8,435
December	10,498	9,354
January	11,425	10,659
February	12,605	11,822
March	13,334	13,040
April	13,605	13,412
May	13,605	13,398
June	13,613	13,394

### QUALITY

	Quantity	Base Number	Contract	LHB	Wales
% of FP17s for the same patient ID Re-attending within 3 months - Children	78	1,600	4.9%	8.6%	10.8%
% of FP17s for the same patient ID Re-attending within 3 months - Adults	385	4,695	8.2%	15.0%	15.7%
% of FP17s for the same patient ID Re-attending between 3 & 9 months - Children	839	1,600	52.4%	57.7%	59.7%
% of FP17s for the same patient ID Re-attending between 3 & 9 months - Adults	2,738	4,695	58.3%	55.5%	55.5%
% of FP17s for Band 1 Urgent Courses	258	6,320	4.1%	9.2%	9.0%
% of FP17s Relating to Free Repair or Replacements	25	6,320	0.4%	0.6%	0.7%
% of FP17s Relating to Continuations	59	6,320	0.9%	0.7%	0.7%
% of Patients satisfied with the dentistry they have received	9	9	N/A	92.9%	92.4%
% of Patients satisfied with the time they had to wait for an appointment	8	9	N/A	88.0%	87.1%

\* This is based on patients treated on this contract for their most recent course of treatment.

Figures in italics indicate the base number of FP17s or Patient Questionnaire responses are less than 100. N/A is shown where the base number of responses is less than 10 during the period. % is calculated as Quantity/Base number\*100

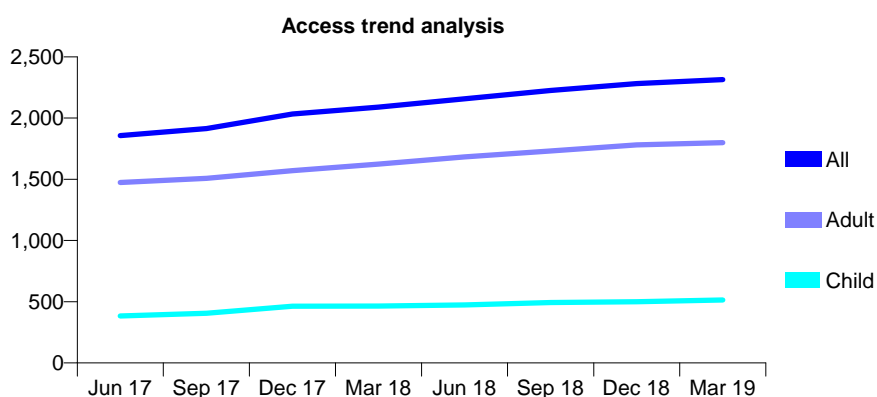
## 7A4 - Vital Signs At a Glance Contract Report for 104272/0001 - Year end March 2019

Name or company name	Dragon Tears Limited
Contract type name	GDS Contract
Purpose of contract	General
Contract start date	01/07/2014
Contract end date	

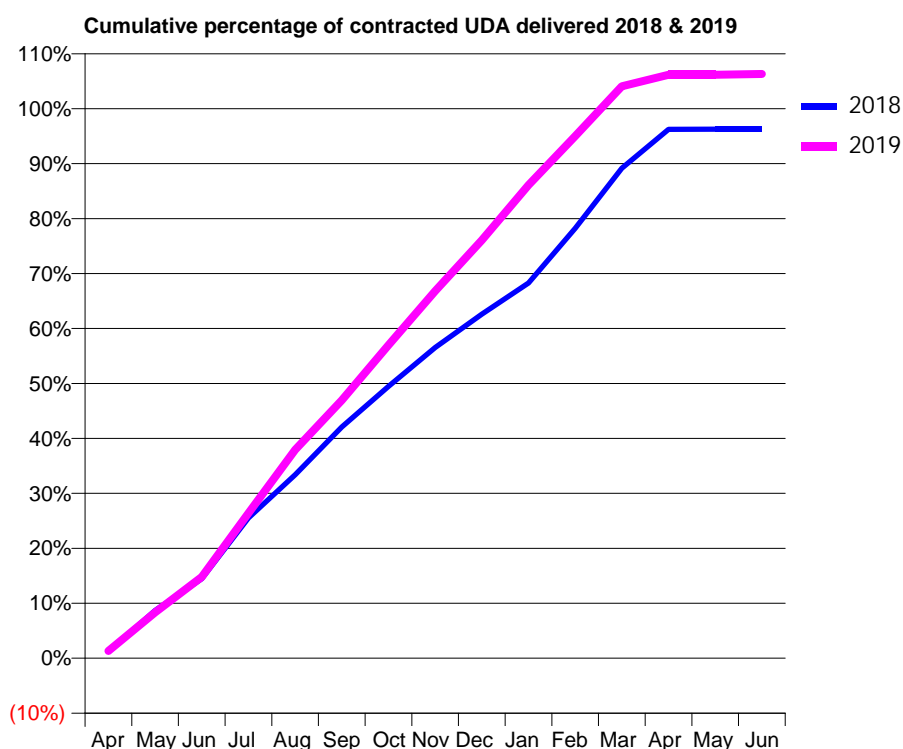
18/19 Contracted general activity (UDA)	6,026
Carry forward general activity (UDA)	226
18/19 Contracted orthodontic activity (UOA)	0
Carry forward orthodontic activity (UOA)	0
Baseline contract value	£159,585.58

### ACCESS\*

Patients seen in 24 months	Total	Change since previous quarter
Quarter ending March 2018	2,090	
Quarter ending June 2018	2,157	↑
Quarter ending September 2018	2,225	↑
Quarter ending December 2018	2,282	↑
Quarter ending March 2019	2,314	→
<b>Variance since March 2018</b>	<b>10.7%</b>	<b>↑</b>



### ACTIVITY



Adjusted Scheduled Activity (UDA)		
Month	2018	2019
April	72	80
May	525	503
June	870	891
July	1,538	1,591
August	2,013	2,287
September	2,535	2,828
October	2,981	3,434
November	3,408	4,026
December	3,772	4,583
January	4,115	5,189
February	4,714	5,726
March	5,371	6,271
April	5,799	6,396
May	5,800	6,397
June	5,800	6,406

### QUALITY

	Quantity	Base Number	Contract	LHB	Wales
% of FP17s for the same patient ID Re-attending within 3 months - Children	37	697	5.3%	8.6%	10.8%
% of FP17s for the same patient ID Re-attending within 3 months - Adults	462	2,664	17.3%	15.0%	15.7%
% of FP17s for the same patient ID Re-attending between 3 & 9 months - Children	366	697	52.5%	57.7%	59.7%
% of FP17s for the same patient ID Re-attending between 3 & 9 months - Adults	1,397	2,664	52.4%	55.5%	55.5%
% of FP17s for Band 1 Urgent Courses	382	3,230	11.8%	9.2%	9.0%
% of FP17s Relating to Free Repair or Replacements	13	3,230	0.4%	0.6%	0.7%
% of FP17s Relating to Continuations	3	3,230	0.1%	0.7%	0.7%
% of Patients satisfied with the dentistry they have received	10	12	83.3%	92.9%	92.4%
% of Patients satisfied with the time they had to wait for an appointment	10	12	83.3%	88.0%	87.1%

\* This is based on patients treated on this contract for their most recent course of treatment.

Figures in italics indicate the base number of FP17s or Patient Questionnaire responses are less than 100. N/A is shown where the base number of responses is less than 10 during the period. % is calculated as Quantity/Base number\*100



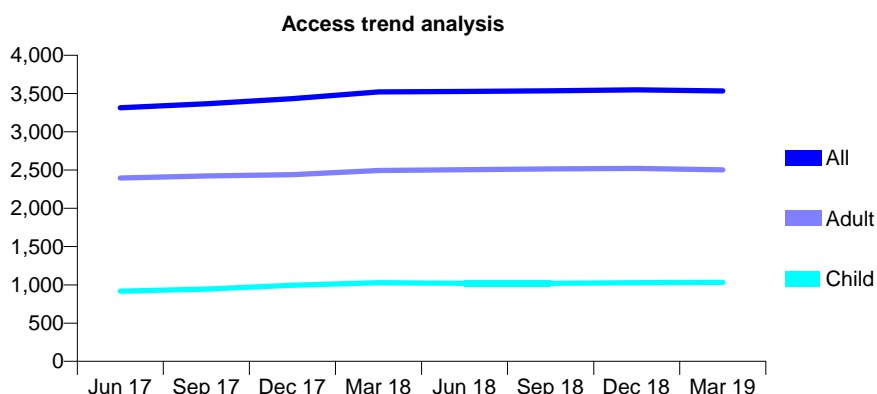
## 7A4 - Vital Signs At a Glance Contract Report for 105015/0001 - Year end March 2019

Name or company name	Colchester Dental Surgery Limited
Contract type name	GDS Contract
Purpose of contract	General
Contract start date	01/06/2011
Contract end date	

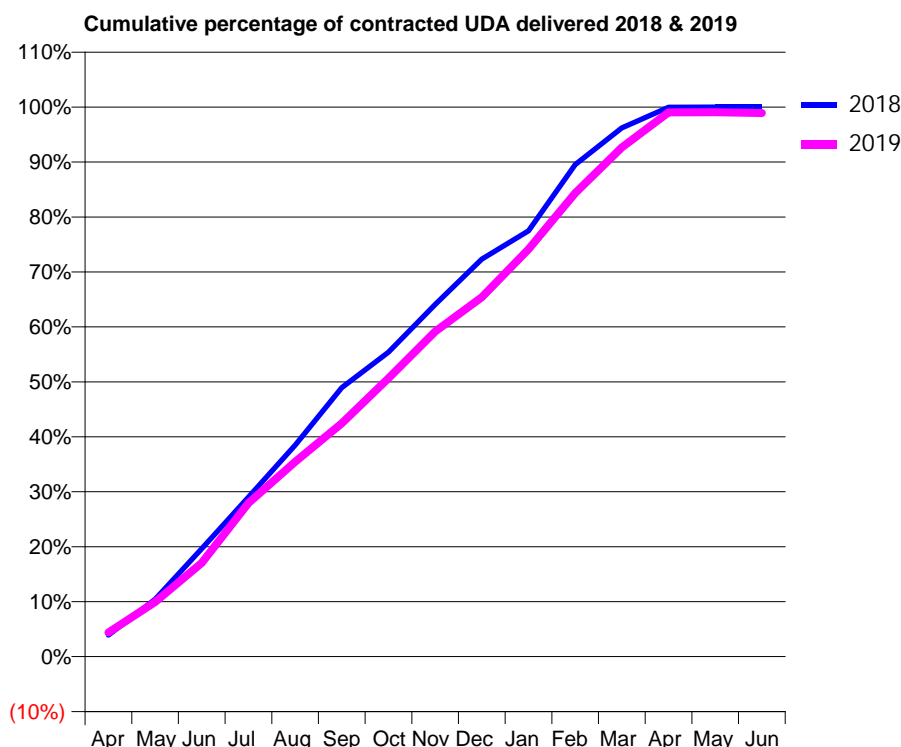
18/19 Contracted general activity (UDA)	8,429
Carry forward general activity (UDA)	0
18/19 Contracted orthodontic activity (UOA)	0
Carry forward orthodontic activity (UOA)	0
Baseline contract value	£190,371.97

### ACCESS\*

Patients seen in 24 months	Total	Change since previous quarter
Quarter ending March 2018	3,521	
Quarter ending June 2018	3,527	→
Quarter ending September 2018	3,536	→
Quarter ending December 2018	3,548	→
Quarter ending March 2019	3,534	→
<b>Variance since March 2018</b>	<b>0.4%</b>	<b>→</b>



### ACTIVITY



Adjusted Scheduled Activity (UDA)		
Month	2018	2019
April	330	368
May	880	839
June	1,655	1,436
July	2,448	2,356
August	3,245	2,990
September	4,125	3,578
October	4,671	4,269
November	5,402	4,988
December	6,097	5,512
January	6,530	6,248
February	7,546	7,110
March	8,108	7,809
April	8,427	8,346
May	8,429	8,348
June	8,429	8,337

### QUALITY

	Quantity	Base Number	Contract	LHB	Wales
% of FP17s for the same patient ID Re-attending within 3 months - Children	131	1,668	7.9%	8.6%	10.8%
% of FP17s for the same patient ID Re-attending within 3 months - Adults	552	3,766	14.7%	15.0%	15.7%
% of FP17s for the same patient ID Re-attending between 3 & 9 months - Children	1,139	1,668	68.3%	57.7%	59.7%
% of FP17s for the same patient ID Re-attending between 3 & 9 months - Adults	2,281	3,766	60.6%	55.5%	55.5%
% of FP17s for Band 1 Urgent Courses	565	5,534	10.2%	9.2%	9.0%
% of FP17s Relating to Free Repair or Replacements	10	5,534	0.2%	0.6%	0.7%
% of FP17s Relating to Continuations	4	5,534	0.1%	0.7%	0.7%
% of Patients satisfied with the dentistry they have received	5	5	N/A	92.9%	92.4%
% of Patients satisfied with the time they had to wait for an appointment	5	5	N/A	88.0%	87.1%

\* This is based on patients treated on this contract for their most recent course of treatment.  
 Figures in *italics* indicate the base number of FP17s or Patient Questionnaire responses are less than 100. N/A is shown where the base number of responses is less than 10 during the period. % is calculated as Quantity/Base number\*100

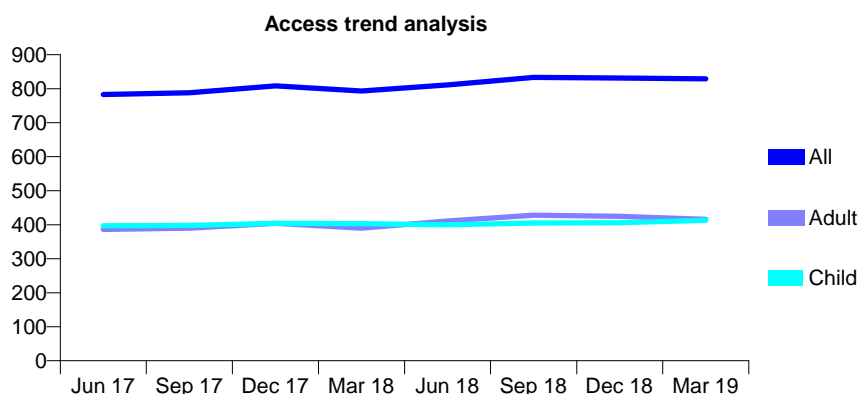
## 7A4 - Vital Signs At a Glance Contract Report for 107107/0001 - Year end March 2019

Name or company name	Jenkins Locum & Administration Services L
Contract type name	GDS Contract
Purpose of contract	General
Contract start date	01/07/2007
Contract end date	

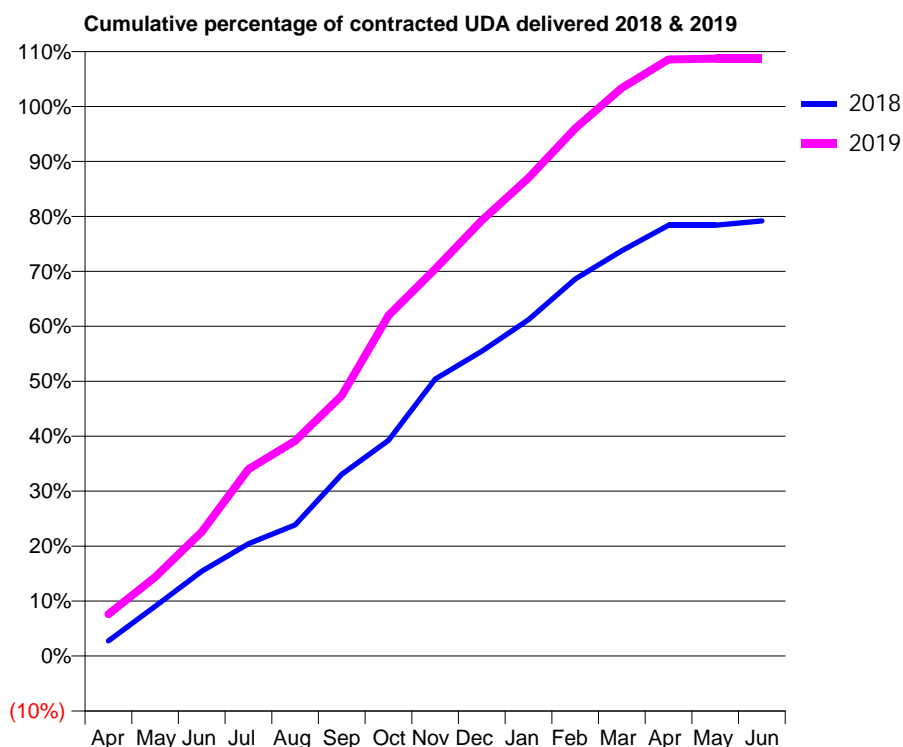
18/19 Contracted general activity (UDA)	2,100
Carry forward general activity (UDA)	0
18/19 Contracted orthodontic activity (UOA)	0
Carry forward orthodontic activity (UOA)	0
Baseline contract value	£53,937.18

### ACCESS\*

Patients seen in 24 months	Total	Change since previous quarter
Quarter ending March 2018	793	
Quarter ending June 2018	811	↑
Quarter ending September 2018	833	↑
Quarter ending December 2018	831	→
Quarter ending March 2019	829	→
<b>Variance since March 2018</b>	<b>4.5%</b>	<b>↑</b>



### ACTIVITY



Adjusted Scheduled Activity (UDA)		
Month	2018	2019
April	65	160
May	215	302
June	366	474
July	484	714
August	566	822
September	784	995
October	931	1,301
November	1,195	1,479
December	1,315	1,665
January	1,451	1,827
February	1,627	2,016
March	1,749	2,171
April	1,860	2,280
May	1,860	2,283
June	1,878	2,283

### QUALITY

	Quantity	Base Number	Contract	LHB	Wales
% of FP17s for the same patient ID Re-attending within 3 months - Children	37	659	5.6%	8.6%	10.8%
% of FP17s for the same patient ID Re-attending within 3 months - Adults	108	593	18.2%	15.0%	15.7%
% of FP17s for the same patient ID Re-attending between 3 & 9 months - Children	406	659	61.6%	57.7%	59.7%
% of FP17s for the same patient ID Re-attending between 3 & 9 months - Adults	240	593	40.5%	55.5%	55.5%
% of FP17s for Band 1 Urgent Courses	100	1,254	8.0%	9.2%	9.0%
% of FP17s Relating to Free Repair or Replacements	0	1,254	0.0%	0.6%	0.7%
% of FP17s Relating to Continuations	0	1,254	0.0%	0.7%	0.7%
% of Patients satisfied with the dentistry they have received	2	2	N/A	92.9%	92.4%
% of Patients satisfied with the time they had to wait for an appointment	2	2	N/A	88.0%	87.1%

\* This is based on patients treated on this contract for their most recent course of treatment.

Figures in italics indicate the base number of FP17s or Patient Questionnaire responses are less than 100. N/A is shown where the base number of responses is less than 10 during the period. % is calculated as Quantity/Base number\*100

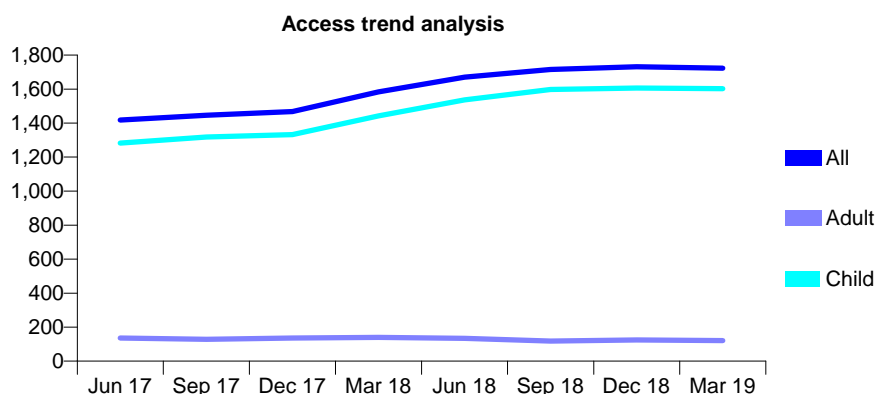
## 7A4 - Vital Signs At a Glance Contract Report for 108014/0001 - Year end March 2019

Name or company name	Smiles Studio Penarth Ltd
Contract type name	GDS Contract
Purpose of contract	General
Contract start date	01/01/2012
Contract end date	

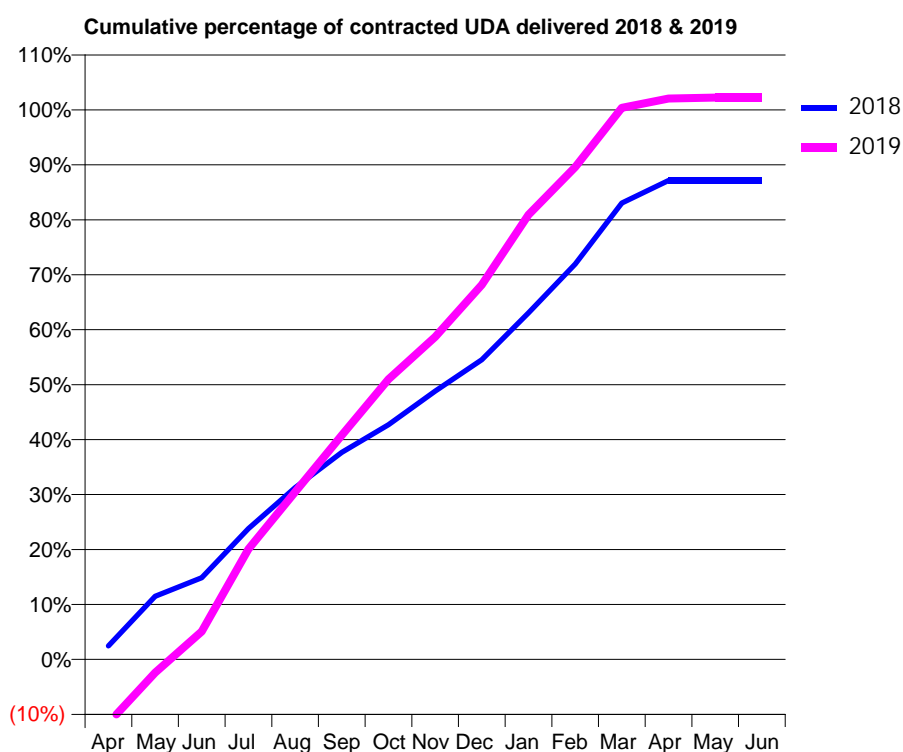
18/19 Contracted general activity (UDA)	2,750
Carry forward general activity (UDA)	544
18/19 Contracted orthodontic activity (UOA)	0
Carry forward orthodontic activity (UOA)	0
Baseline contract value	£71,587.16

### ACCESS\*

Patients seen in 24 months	Total	Change since previous quarter
Quarter ending March 2018	1,583	
Quarter ending June 2018	1,670	↑
Quarter ending September 2018	1,716	↑
Quarter ending December 2018	1,731	→
Quarter ending March 2019	1,723	→
<b>Variance since March 2018</b>	<b>8.8%</b>	<b>↑</b>



### ACTIVITY



Adjusted Scheduled Activity (UDA)		
Month	2018	2019
April	104	-319
May	487	-67
June	630	140
July	1,009	552
August	1,324	838
September	1,597	1,121
October	1,810	1,402
November	2,068	1,614
December	2,311	1,874
January	2,671	2,225
February	3,048	2,464
March	3,518	2,760
April	3,693	2,807
May	3,693	2,811
June	3,693	2,811

### QUALITY

	Quantity	Base Number	Contract	LHB	Wales
% of FP17s for the same patient ID Re-attending within 3 months - Children	209	2,592	8.1%	8.6%	10.8%
% of FP17s for the same patient ID Re-attending within 3 months - Adults	7	66	10.6%	15.0%	15.7%
% of FP17s for the same patient ID Re-attending between 3 & 9 months - Children	1,562	2,592	60.3%	57.7%	59.7%
% of FP17s for the same patient ID Re-attending between 3 & 9 months - Adults	37	66	56.1%	55.5%	55.5%
% of FP17s for Band 1 Urgent Courses	90	2,611	3.4%	9.2%	9.0%
% of FP17s Relating to Free Repair or Replacements	1	2,611	0.0%	0.6%	0.7%
% of FP17s Relating to Continuations	0	2,611	0.0%	0.7%	0.7%
% of Patients satisfied with the dentistry they have received	1	1	N/A	92.9%	92.4%
% of Patients satisfied with the time they had to wait for an appointment	1	1	N/A	88.0%	87.1%

\* This is based on patients treated on this contract for their most recent course of treatment. Figures in italics indicate the base number of FP17s or Patient Questionnaire responses are less than 100. N/A is shown where the base number of responses is less than 10 during the period. % is calculated as Quantity/Base number\*100

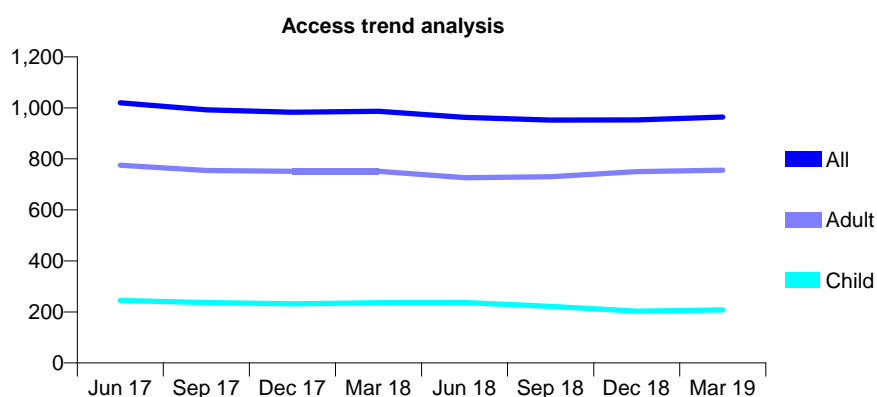
## 7A4 - Vital Signs At a Glance Contract Report for 108200/0002 - Year end March 2019

Name or company name	Cardiff & Vale University Health Board
Contract type name	PDS Contract
Purpose of contract	General
Contract start date	01/04/2006
Contract end date	31/12/2026

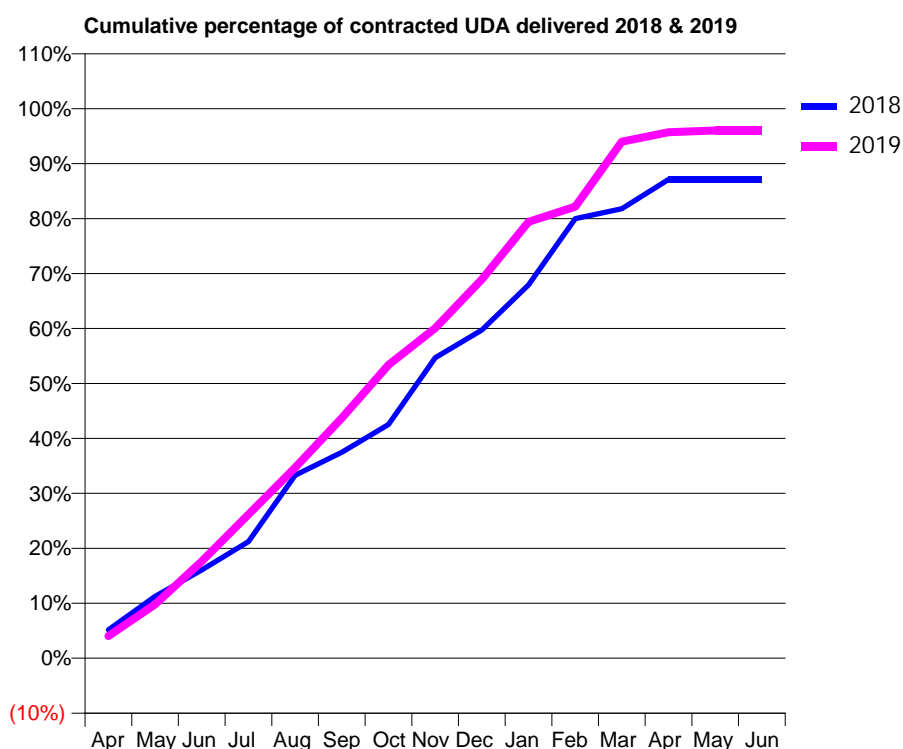
18/19 Contracted general activity (UDA)	2,192
Carry forward general activity (UDA)	0
18/19 Contracted orthodontic activity (UOA)	0
Carry forward orthodontic activity (UOA)	0
Baseline contract value	£54,870.10

### ACCESS\*

Patients seen in 24 months	Total	Change since previous quarter
Quarter ending March 2018	987	
Quarter ending June 2018	963	↓
Quarter ending September 2018	952	↓
Quarter ending December 2018	953	→
Quarter ending March 2019	964	→
<b>Variance since March 2018</b>	<b>(2.3%)</b>	<b>↓</b>



### ACTIVITY



Adjusted Scheduled Activity (UDA)		
Month	2018	2019
April	113	88
May	247	215
June	352	386
July	465	574
August	730	760
September	821	958
October	932	1,170
November	1,199	1,317
December	1,309	1,510
January	1,489	1,740
February	1,753	1,801
March	1,793	2,060
April	1,909	2,098
May	1,909	2,105
June	1,909	2,105

### QUALITY

	Quantity	Base Number	Contract	LHB	Wales
% of FP17s for the same patient ID Re-attending within 3 months - Children	12	242	5.0%	8.6%	10.8%
% of FP17s for the same patient ID Re-attending within 3 months - Adults	101	865	11.7%	15.0%	15.7%
% of FP17s for the same patient ID Re-attending between 3 & 9 months - Children	121	242	50.0%	57.7%	59.7%
% of FP17s for the same patient ID Re-attending between 3 & 9 months - Adults	314	865	36.3%	55.5%	55.5%
% of FP17s for Band 1 Urgent Courses	66	1,070	6.2%	9.2%	9.0%
% of FP17s Relating to Free Repair or Replacements	0	1,070	0.0%	0.6%	0.7%
% of FP17s Relating to Continuations	9	1,070	0.8%	0.7%	0.7%
% of Patients satisfied with the dentistry they have received	0	0	N/A	92.9%	92.4%
% of Patients satisfied with the time they had to wait for an appointment	0	0	N/A	88.0%	87.1%

\* This is based on patients treated on this contract for their most recent course of treatment. Figures in italics indicate the base number of FP17s or Patient Questionnaire responses are less than 100. N/A is shown where the base number of responses is less than 10 during the period. % is calculated as Quantity/Base number\*100

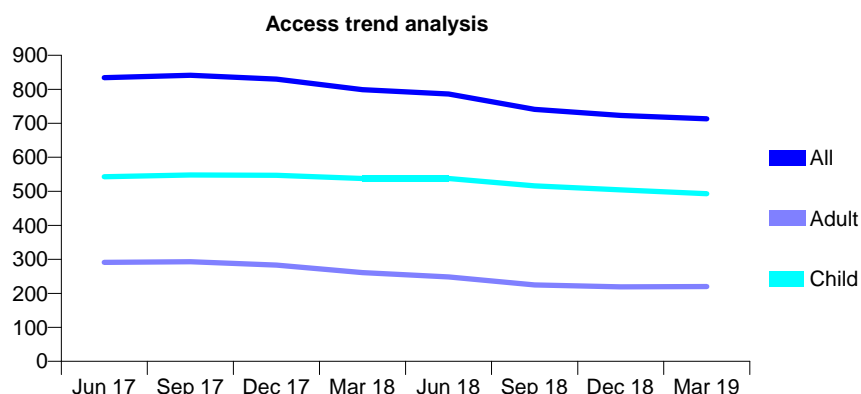
## 7A4 - Vital Signs At a Glance Contract Report for 112615/0001 - Year end March 2019

Name or company name	Moorcastle Ltd
Contract type name	GDS Contract
Purpose of contract	General
Contract start date	01/08/2015
Contract end date	

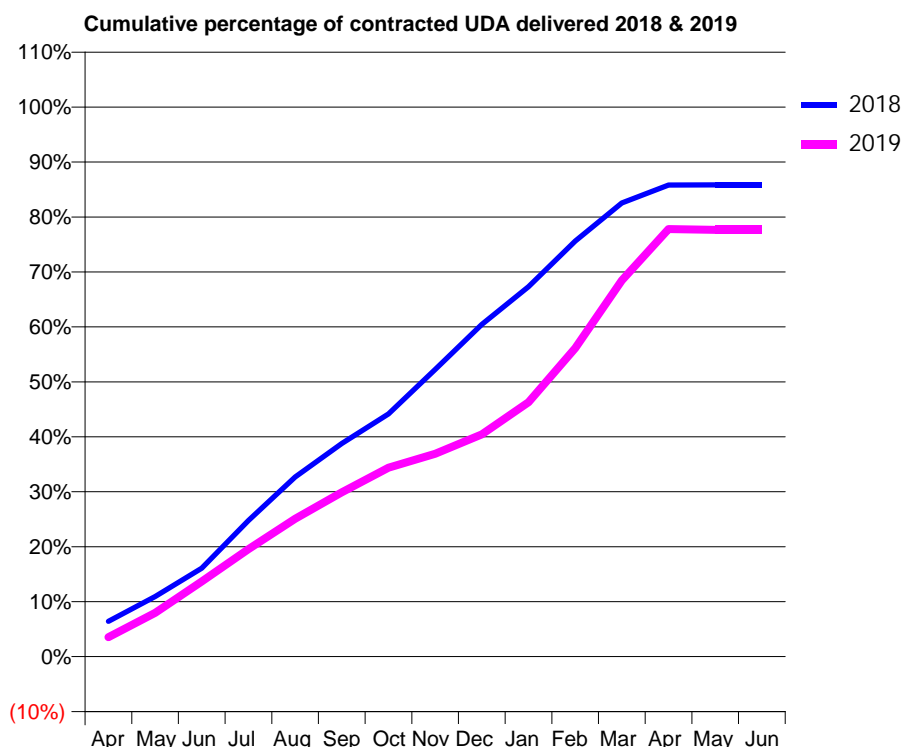
18/19 Contracted general activity (UDA)	2,144
Carry forward general activity (UDA)	0
18/19 Contracted orthodontic activity (UOA)	0
Carry forward orthodontic activity (UOA)	0
Baseline contract value	£54,681.41

### ACCESS\*

Patients seen in 24 months	Total	Change since previous quarter
Quarter ending March 2018	799	
Quarter ending June 2018	786	↓
Quarter ending September 2018	741	↓
Quarter ending December 2018	723	↓
Quarter ending March 2019	713	↓
<b>Variance since March 2018</b>	<b>(10.8%)</b>	<b>↓</b>



### ACTIVITY



Adjusted Scheduled Activity (UDA)		
Month	2018	2019
April	137	76
May	234	171
June	345	293
July	531	419
August	701	538
September	832	641
October	947	737
November	1,120	792
December	1,296	867
January	1,443	992
February	1,621	1,204
March	1,770	1,467
April	1,840	1,668
May	1,841	1,665
June	1,841	1,665

### QUALITY

	Quantity	Base Number	Contract	LHB	Wales
% of FP17s for the same patient ID Re-attending within 3 months - Children	44	627	7.0%	8.6%	10.8%
% of FP17s for the same patient ID Re-attending within 3 months - Adults	33	250	13.2%	15.0%	15.7%
% of FP17s for the same patient ID Re-attending between 3 & 9 months - Children	358	627	57.1%	57.7%	59.7%
% of FP17s for the same patient ID Re-attending between 3 & 9 months - Adults	138	250	55.2%	55.5%	55.5%
% of FP17s for Band 1 Urgent Courses	57	908	6.3%	9.2%	9.0%
% of FP17s Relating to Free Repair or Replacements	0	908	0.0%	0.6%	0.7%
% of FP17s Relating to Continuations	2	908	0.2%	0.7%	0.7%
% of Patients satisfied with the dentistry they have received	1	1	N/A	92.9%	92.4%
% of Patients satisfied with the time they had to wait for an appointment	1	1	N/A	88.0%	87.1%

\* This is based on patients treated on this contract for their most recent course of treatment.  
 Figures in *italics* indicate the base number of FP17s or Patient Questionnaire responses are less than 100. N/A is shown where the base number of responses is less than 10 during the period. % is calculated as Quantity/Base number\*100

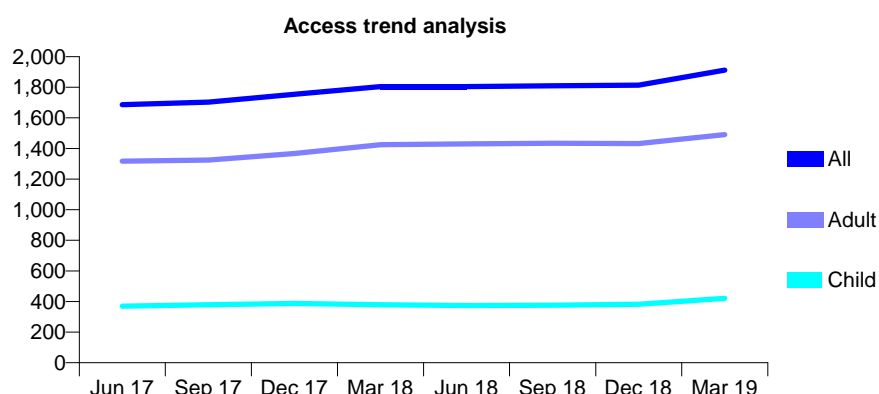
## 7A4 - Vital Signs At a Glance Contract Report for 121304/0001 - Year end March 2019

Name or company name	Penarth Dental Healthcare Ltd
Contract type name	GDS Contract
Purpose of contract	General
Contract start date	01/04/2014
Contract end date	

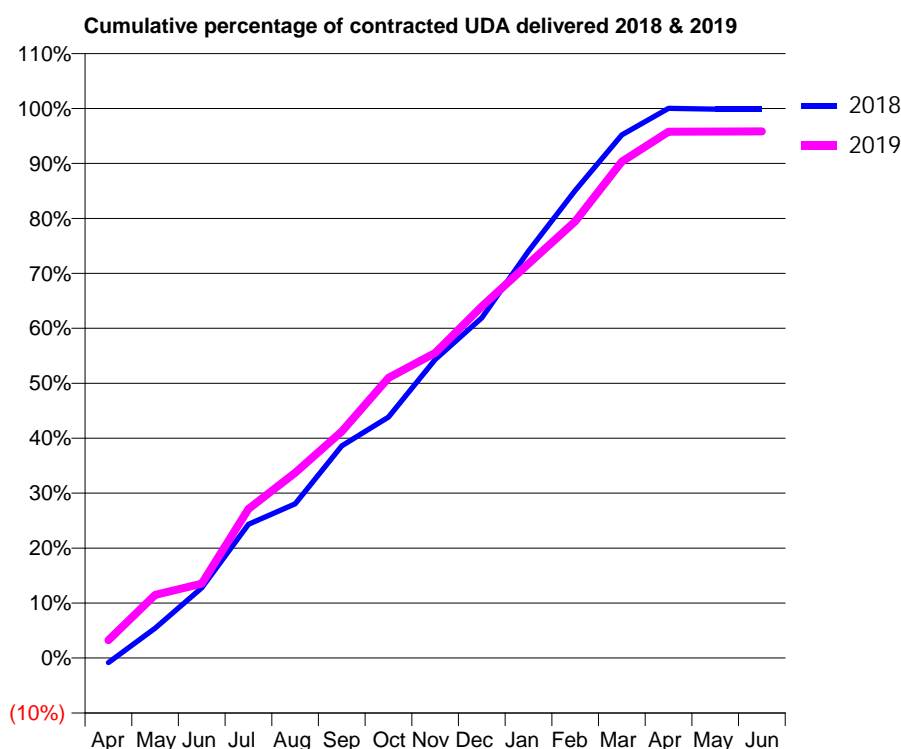
18/19 Contracted general activity (UDA)	5,867
Carry forward general activity (UDA)	8
18/19 Contracted orthodontic activity (UOA)	0
Carry forward orthodontic activity (UOA)	0
Baseline contract value	£169,511.71

### ACCESS\*

Patients seen in 24 months	Total	Change since previous quarter
Quarter ending March 2018	1,804	
Quarter ending June 2018	1,804	→
Quarter ending September 2018	1,810	→
Quarter ending December 2018	1,814	→
Quarter ending March 2019	1,912	↑
<b>Variance since March 2018</b>	<b>6.0%</b>	<b>↑</b>



### ACTIVITY



Adjusted Scheduled Activity (UDA)		
Month	2018	2019
April	-49	190
May	319	674
June	750	794
July	1,427	1,591
August	1,647	1,978
September	2,265	2,418
October	2,572	2,991
November	3,187	3,258
December	3,632	3,753
January	4,344	4,209
February	4,991	4,662
March	5,585	5,300
April	5,867	5,618
May	5,859	5,620
June	5,859	5,621

### QUALITY

	Quantity	Base Number	Contract	LHB	Wales
% of FP17s for the same patient ID Re-attending within 3 months - Children	12	462	2.6%	8.6%	10.8%
% of FP17s for the same patient ID Re-attending within 3 months - Adults	269	2,503	10.7%	15.0%	15.7%
% of FP17s for the same patient ID Re-attending between 3 & 9 months - Children	92	462	19.9%	57.7%	59.7%
% of FP17s for the same patient ID Re-attending between 3 & 9 months - Adults	1,625	2,503	64.9%	55.5%	55.5%
% of FP17s for Band 1 Urgent Courses	100	2,948	3.4%	9.2%	9.0%
% of FP17s Relating to Free Repair or Replacements	9	2,948	0.3%	0.6%	0.7%
% of FP17s Relating to Continuations	10	2,948	0.3%	0.7%	0.7%
% of Patients satisfied with the dentistry they have received	7	7	N/A	92.9%	92.4%
% of Patients satisfied with the time they had to wait for an appointment	7	7	N/A	88.0%	87.1%

\* This is based on patients treated on this contract for their most recent course of treatment.

Figures in italics indicate the base number of FP17s or Patient Questionnaire responses are less than 100. N/A is shown where the base number of responses is less than 10 during the period. % is calculated as Quantity/Base number\*100

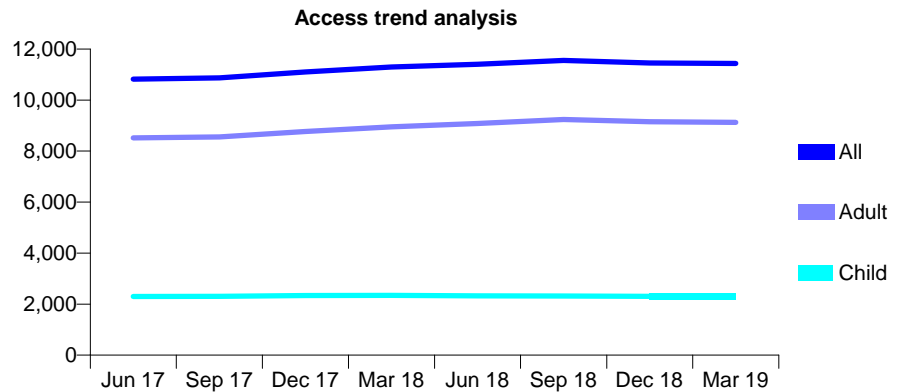
## 7A4 - Vital Signs At a Glance Contract Report for 122912/0003 - Year end March 2019

Name or company name	CLIFTON DENTAL CARE LTD
Contract type name	Pilot Contract
Purpose of contract	General
Contract start date	01/01/2014
Contract end date	

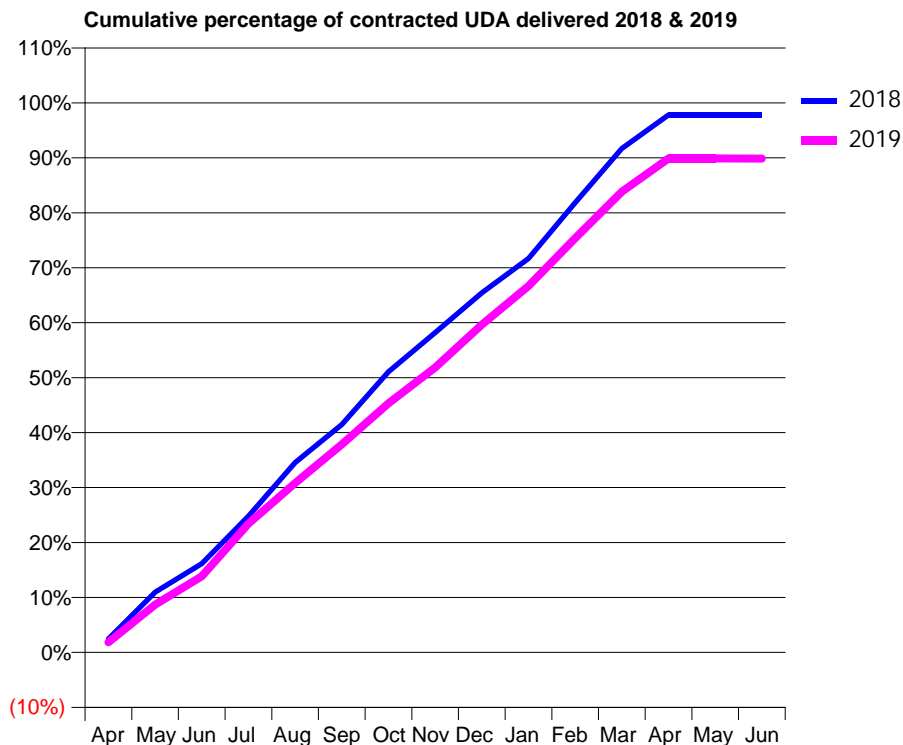
18/19 Contracted general activity (UDA)	38,341
Carry forward general activity (UDA)	885
18/19 Contracted orthodontic activity (UOA)	0
Carry forward orthodontic activity (UOA)	0
Baseline contract value	£1,018,805.10

### ACCESS\*

Patients seen in 24 months	Total	Change since previous quarter
Quarter ending March 2018	11,297	
Quarter ending June 2018	11,407	→
Quarter ending September 2018	11,553	→
Quarter ending December 2018	11,453	→
Quarter ending March 2019	11,434	→
<b>Variance since March 2018</b>	<b>1.2%</b>	<b>→</b>



### ACTIVITY



Adjusted Scheduled Activity (UDA)		
Month	2018	2019
April	997	708
May	4,419	3,333
June	6,515	5,310
July	10,003	8,981
August	13,955	11,823
September	16,729	14,510
October	20,608	17,371
November	23,491	19,879
December	26,401	22,865
January	28,934	25,562
February	33,032	28,904
March	37,004	32,137
April	39,474	34,465
May	39,473	34,471
June	39,473	34,448

### QUALITY

	Quantity	Base Number	Contract	LHB	Wales
% of FP17s for the same patient ID Re-attending within 3 months - Children	255	3,405	7.5%	8.6%	10.8%
% of FP17s for the same patient ID Re-attending within 3 months - Adults	1,791	13,164	13.6%	15.0%	15.7%
% of FP17s for the same patient ID Re-attending between 3 & 9 months - Children	2,053	3,405	60.3%	57.7%	59.7%
% of FP17s for the same patient ID Re-attending between 3 & 9 months - Adults	7,387	13,164	56.1%	55.5%	55.5%
% of FP17s for Band 1 Urgent Courses	2,062	16,549	12.5%	9.2%	9.0%
% of FP17s Relating to Free Repair or Replacements	59	16,549	0.4%	0.6%	0.7%
% of FP17s Relating to Continuations	183	16,549	1.1%	0.7%	0.7%
% of Patients satisfied with the dentistry they have received	14	14	100.0%	92.9%	92.4%
% of Patients satisfied with the time they had to wait for an appointment	14	14	100.0%	88.0%	87.1%

\* This is based on patients treated on this contract for their most recent course of treatment.  
Figures in italics indicate the base number of FP17s or Patient Questionnaire responses are less than 100. N/A is shown where the base number of responses is less than 10 during the period. % is calculated as Quantity/Base number\*100



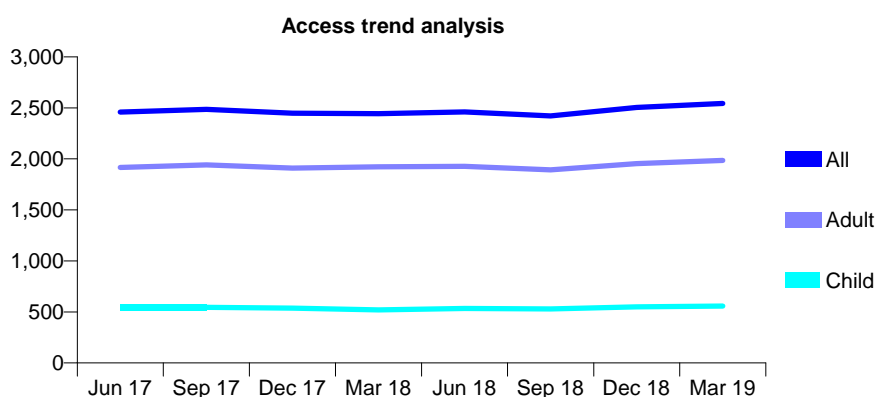
## 7A4 - Vital Signs At a Glance Contract Report for 127981/0001 - Year end March 2019

Name or company name	Blakeridge Limited
Contract type name	GDS Contract
Purpose of contract	General and Orthodontic
Contract start date	01/09/2012
Contract end date	

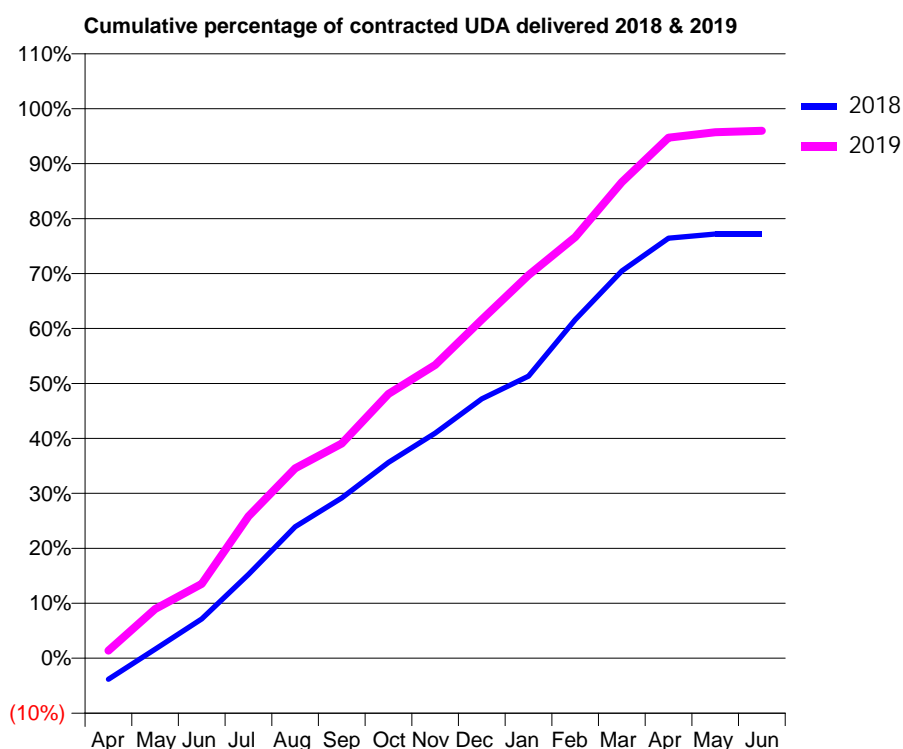
18/19 Contracted general activity (UDA)	7,839
Carry forward general activity (UDA)	0
18/19 Contracted orthodontic activity (UOA)	106
Carry forward orthodontic activity (UOA)	0
Baseline contract value	£164,530.68

### ACCESS\*

Patients seen in 24 months	Total	Change since previous quarter
Quarter ending March 2018	2,442	
Quarter ending June 2018	2,461	→
Quarter ending September 2018	2,422	↓
Quarter ending December 2018	2,504	↑
Quarter ending March 2019	2,543	→
<b>Variance since March 2018</b>	<b>4.1%</b>	<b>↑</b>



### ACTIVITY



Adjusted Scheduled Activity (UDA)		
Month	2018	2019
April	-302	110
May	131	703
June	561	1,061
July	1,196	2,025
August	1,875	2,709
September	2,288	3,064
October	2,794	3,770
November	3,211	4,184
December	3,699	4,828
January	4,025	5,465
February	4,829	6,007
March	5,524	6,790
April	5,991	7,425
May	6,049	7,503
June	6,049	7,522

### QUALITY

	Quantity	Base Number	Contract	LHB	Wales
% of FP17s for the same patient ID Re-attending within 3 months - Children	65	799	8.1%	8.6%	10.8%
% of FP17s for the same patient ID Re-attending within 3 months - Adults	402	2,888	13.9%	15.0%	15.7%
% of FP17s for the same patient ID Re-attending between 3 & 9 months - Children	454	799	56.8%	57.7%	59.7%
% of FP17s for the same patient ID Re-attending between 3 & 9 months - Adults	1,594	2,888	55.2%	55.5%	55.5%
% of FP17s for Band 1 Urgent Courses	360	3,694	9.7%	9.2%	9.0%
% of FP17s Relating to Free Repair or Replacements	31	3,694	0.8%	0.6%	0.7%
% of FP17s Relating to Continuations	55	3,694	1.5%	0.7%	0.7%
% of Patients satisfied with the dentistry they have received	10	10	100.0%	92.9%	92.4%
% of Patients satisfied with the time they had to wait for an appointment	10	10	100.0%	88.0%	87.1%

\* This is based on patients treated on this contract for their most recent course of treatment. Figures in italics indicate the base number of FP17s or Patient Questionnaire responses are less than 100. N/A is shown where the base number of responses is less than 10 during the period. % is calculated as Quantity/Base number\*100

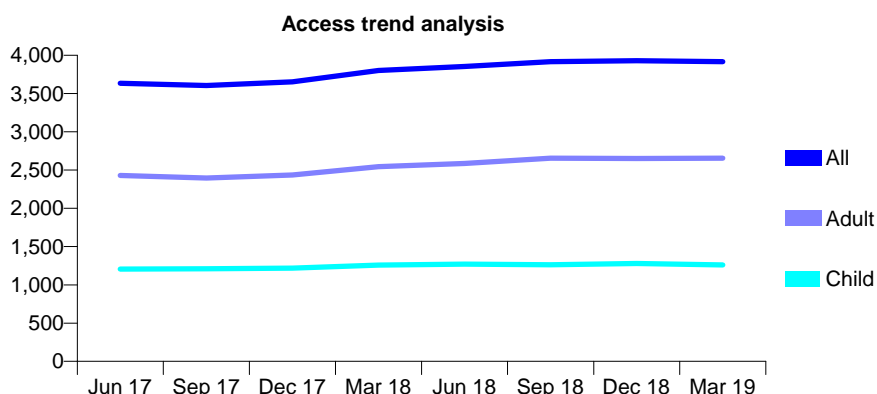
## 7A4 - Vital Signs At a Glance Contract Report for 129860/0001 - Year end March 2019

Name or company name	Oral Health Solutions Ltd
Contract type name	Pilot Contract
Purpose of contract	General
Contract start date	01/09/2010
Contract end date	

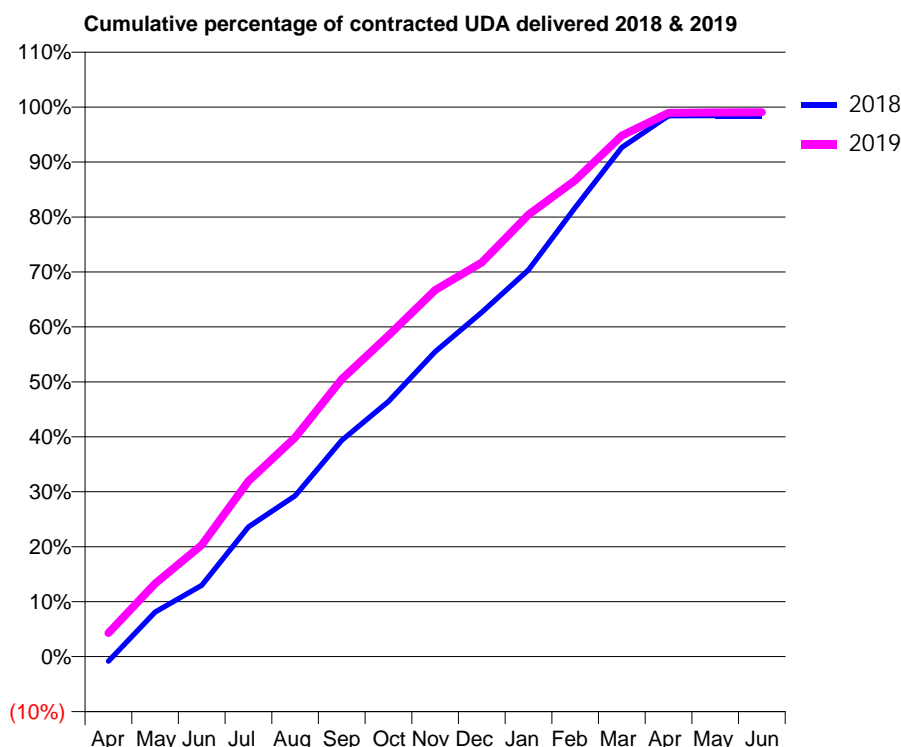
18/19 Contracted general activity (UDA)	11,383
Carry forward general activity (UDA)	199
18/19 Contracted orthodontic activity (UOA)	0
Carry forward orthodontic activity (UOA)	0
Baseline contract value	£303,393.82

### ACCESS\*

Patients seen in 24 months	Total	Change since previous quarter
Quarter ending March 2018	3,802	
Quarter ending June 2018	3,855	→
Quarter ending September 2018	3,917	→
Quarter ending December 2018	3,929	→
Quarter ending March 2019	3,916	→
<b>Variance since March 2018</b>	<b>3.0%</b>	<b>↑</b>



### ACTIVITY



Adjusted Scheduled Activity (UDA)		
Month	2018	2019
April	-105	491
May	1,032	1,513
June	1,651	2,313
July	3,005	3,637
August	3,726	4,540
September	5,011	5,747
October	5,909	6,653
November	7,060	7,592
December	7,974	8,164
January	8,954	9,152
February	10,402	9,865
March	11,794	10,791
April	12,525	11,263
May	12,526	11,271
June	12,527	11,274

### QUALITY

	Quantity	Base Number	Contract	LHB	Wales
% of FP17s for the same patient ID Re-attending within 3 months - Children	157	2,071	7.6%	8.6%	10.8%
% of FP17s for the same patient ID Re-attending within 3 months - Adults	656	4,211	15.6%	15.0%	15.7%
% of FP17s for the same patient ID Re-attending between 3 & 9 months - Children	1,361	2,071	65.7%	57.7%	59.7%
% of FP17s for the same patient ID Re-attending between 3 & 9 months - Adults	2,543	4,211	60.4%	55.5%	55.5%
% of FP17s for Band 1 Urgent Courses	572	6,252	9.1%	9.2%	9.0%
% of FP17s Relating to Free Repair or Replacements	46	6,252	0.7%	0.6%	0.7%
% of FP17s Relating to Continuations	18	6,252	0.3%	0.7%	0.7%
% of Patients satisfied with the dentistry they have received	10	11	90.9%	92.9%	92.4%
% of Patients satisfied with the time they had to wait for an appointment	8	11	72.7%	88.0%	87.1%

\* This is based on patients treated on this contract for their most recent course of treatment.

Figures in *italics* indicate the base number of FP17s or Patient Questionnaire responses are less than 100. N/A is shown where the base number of responses is less than 10 during the period. % is calculated as Quantity/Base number\*100

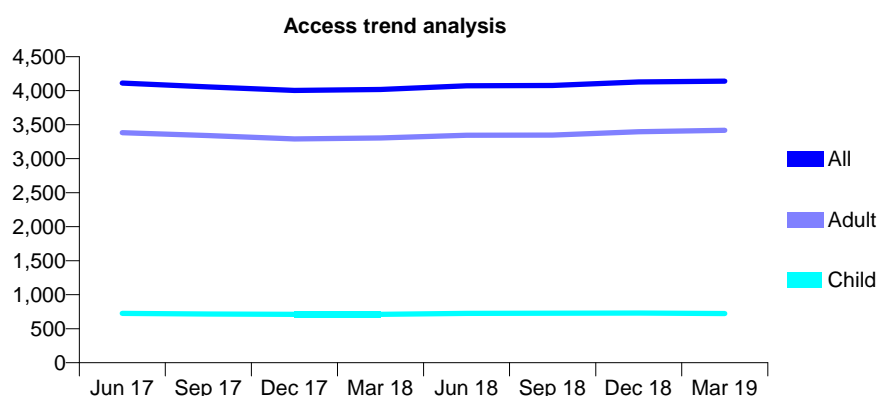
## 7A4 - Vital Signs At a Glance Contract Report for 130494/0001 - Year end March 2019

Name or company name	G P O'Keeffe & J W Jones
Contract type name	GDS Contract
Purpose of contract	General
Contract start date	01/04/2011
Contract end date	

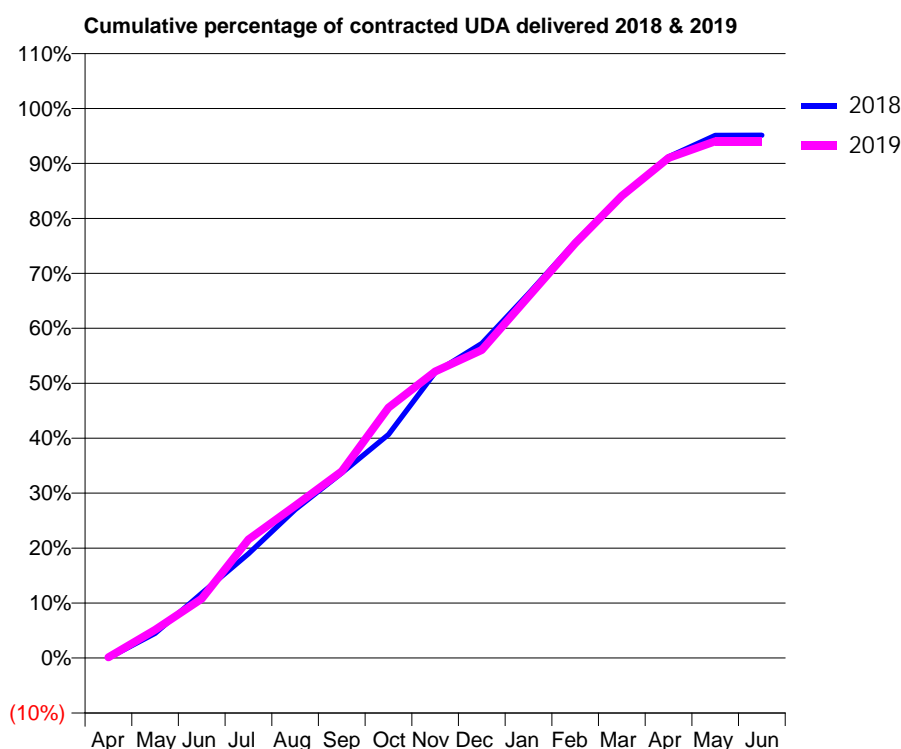
18/19 Contracted general activity (UDA)	11,538
Carry forward general activity (UDA)	0
18/19 Contracted orthodontic activity (UOA)	0
Carry forward orthodontic activity (UOA)	0
Baseline contract value	£302,949.60

### ACCESS\*

Patients seen in 24 months	Total	Change since previous quarter
Quarter ending March 2018	4,016	
Quarter ending June 2018	4,072	→
Quarter ending September 2018	4,075	→
Quarter ending December 2018	4,128	→
Quarter ending March 2019	4,141	→
<b>Variance since March 2018</b>	<b>3.1%</b>	<b>↑</b>



### ACTIVITY



Adjusted Scheduled Activity (UDA)		
Month	2018	2019
April	2	14
May	519	594
June	1,359	1,243
July	2,191	2,486
August	3,118	3,196
September	3,887	3,922
October	4,691	5,257
November	5,997	6,015
December	6,603	6,467
January	7,650	7,589
February	8,738	8,710
March	9,693	9,704
April	10,520	10,499
May	10,972	10,849
June	10,973	10,849

### QUALITY

	Quantity	Base Number	Contract	LHB	Wales
% of FP17s for the same patient ID Re-attending within 3 months - Children	43	970	4.4%	8.6%	10.8%
% of FP17s for the same patient ID Re-attending within 3 months - Adults	850	4,912	17.3%	15.0%	15.7%
% of FP17s for the same patient ID Re-attending between 3 & 9 months - Children	511	970	52.7%	57.7%	59.7%
% of FP17s for the same patient ID Re-attending between 3 & 9 months - Adults	2,307	4,912	47.0%	55.5%	55.5%
% of FP17s for Band 1 Urgent Courses	918	5,943	15.4%	9.2%	9.0%
% of FP17s Relating to Free Repair or Replacements	33	5,943	0.6%	0.6%	0.7%
% of FP17s Relating to Continuations	15	5,943	0.3%	0.7%	0.7%
% of Patients satisfied with the dentistry they have received	26	27	96.3%	92.9%	92.4%
% of Patients satisfied with the time they had to wait for an appointment	26	27	96.3%	88.0%	87.1%

\* This is based on patients treated on this contract for their most recent course of treatment.

Figures in italics indicate the base number of FP17s or Patient Questionnaire responses are less than 100. N/A is shown where the base number of responses is less than 10 during the period. % is calculated as Quantity/Base number\*100

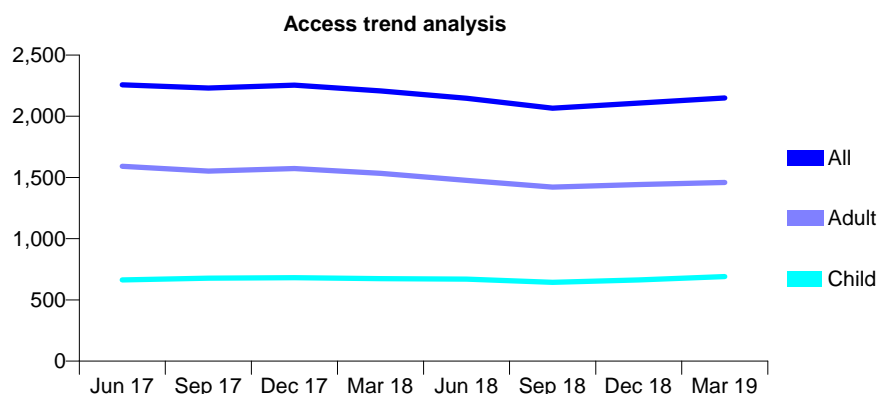
## 7A4 - Vital Signs At a Glance Contract Report for 136484/0001 - Year end March 2019

Name or company name	Cardiff Smile Centre Ltd
Contract type name	GDS Contract
Purpose of contract	General
Contract start date	01/04/2013
Contract end date	

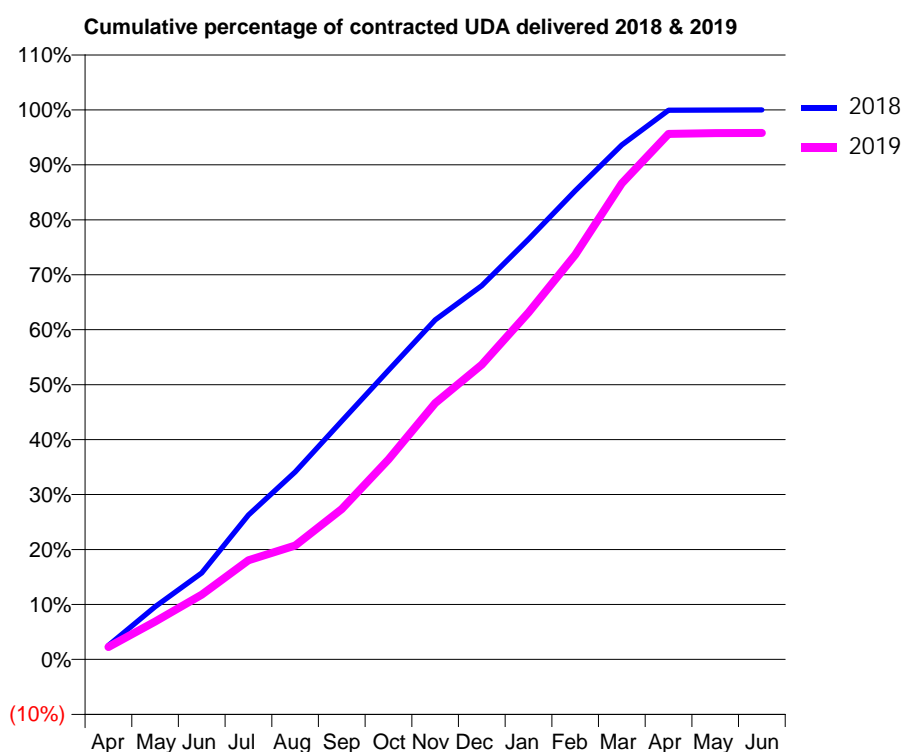
18/19 Contracted general activity (UDA)	7,750
Carry forward general activity (UDA)	1
18/19 Contracted orthodontic activity (UOA)	0
Carry forward orthodontic activity (UOA)	0
Baseline contract value	£255,080.93

### ACCESS\*

Patients seen in 24 months	Total	Change since previous quarter
Quarter ending March 2018	2,208	
Quarter ending June 2018	2,148	↓
Quarter ending September 2018	2,066	↓
Quarter ending December 2018	2,107	→
Quarter ending March 2019	2,150	↑
<b>Variance since March 2018</b>	<b>(2.6%)</b>	<b>↓</b>



### ACTIVITY



Adjusted Scheduled Activity (UDA)		
Month	2018	2019
April	199	175
May	743	534
June	1,219	914
July	2,037	1,398
August	2,646	1,606
September	3,362	2,120
October	4,077	2,819
November	4,788	3,616
December	5,271	4,158
January	5,925	4,893
February	6,610	5,708
March	7,256	6,714
April	7,744	7,411
May	7,748	7,421
June	7,749	7,424

### QUALITY

	Quantity	Base Number	Contract	LHB	Wales
% of FP17s for the same patient ID Re-attending within 3 months - Children	51	829	6.2%	8.6%	10.8%
% of FP17s for the same patient ID Re-attending within 3 months - Adults	341	1,791	19.0%	15.0%	15.7%
% of FP17s for the same patient ID Re-attending between 3 & 9 months - Children	274	829	33.1%	57.7%	59.7%
% of FP17s for the same patient ID Re-attending between 3 & 9 months - Adults	672	1,791	37.5%	55.5%	55.5%
% of FP17s for Band 1 Urgent Courses	232	2,669	8.7%	9.2%	9.0%
% of FP17s Relating to Free Repair or Replacements	50	2,669	1.9%	0.6%	0.7%
% of FP17s Relating to Continuations	4	2,669	0.1%	0.7%	0.7%
% of Patients satisfied with the dentistry they have received	1	2	N/A	92.9%	92.4%
% of Patients satisfied with the time they had to wait for an appointment	1	2	N/A	88.0%	87.1%

\* This is based on patients treated on this contract for their most recent course of treatment. Figures in italics indicate the base number of FP17s or Patient Questionnaire responses are less than 100. N/A is shown where the base number of responses is less than 10 during the period. % is calculated as Quantity/Base number\*100

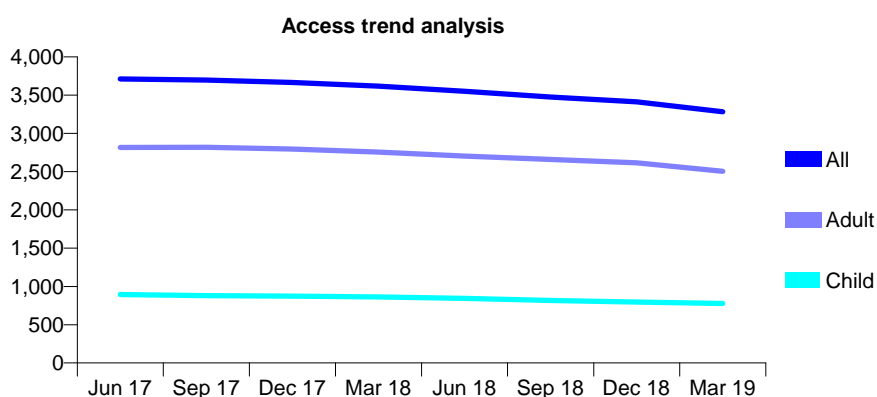
## 7A4 - Vital Signs At a Glance Contract Report for 140120/0001 - Year end March 2019

Name or company name	N Dental Ltd
Contract type name	GDS Contract
Purpose of contract	General
Contract start date	01/09/2011
Contract end date	

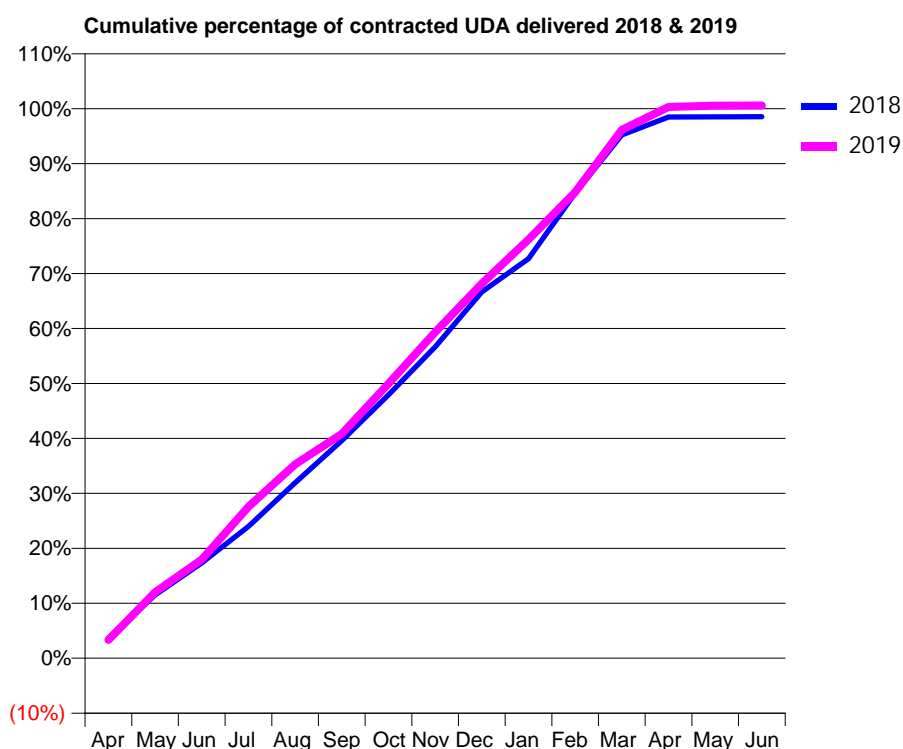
18/19 Contracted general activity (UDA)	11,075
Carry forward general activity (UDA)	40
18/19 Contracted orthodontic activity (UOA)	0
Carry forward orthodontic activity (UOA)	0
Baseline contract value	£280,142.83

### ACCESS\*

Patients seen in 24 months	Total	Change since previous quarter
Quarter ending March 2018	3,617	
Quarter ending June 2018	3,549	↓
Quarter ending September 2018	3,474	↓
Quarter ending December 2018	3,411	↓
Quarter ending March 2019	3,282	↓
<b>Variance since March 2018</b>	<b>(9.3%)</b>	<b>↓</b>



### ACTIVITY



Adjusted Scheduled Activity (UDA)		
Month	2018	2019
April	403	370
May	1,274	1,332
June	1,921	1,987
July	2,657	3,052
August	3,535	3,909
September	4,385	4,522
October	5,306	5,533
November	6,273	6,571
December	7,381	7,548
January	8,050	8,441
February	9,374	9,394
March	10,545	10,651
April	10,908	11,109
May	10,910	11,136
June	10,913	11,140

### QUALITY

	Quantity	Base Number	Contract	LHB	Wales
% of FP17s for the same patient ID Re-attending within 3 months - Children	85	1,225	6.9%	8.6%	10.8%
% of FP17s for the same patient ID Re-attending within 3 months - Adults	716	4,076	17.6%	15.0%	15.7%
% of FP17s for the same patient ID Re-attending between 3 & 9 months - Children	773	1,225	63.1%	57.7%	59.7%
% of FP17s for the same patient ID Re-attending between 3 & 9 months - Adults	2,453	4,076	60.2%	55.5%	55.5%
% of FP17s for Band 1 Urgent Courses	508	5,349	9.5%	9.2%	9.0%
% of FP17s Relating to Free Repair or Replacements	22	5,349	0.4%	0.6%	0.7%
% of FP17s Relating to Continuations	39	5,349	0.7%	0.7%	0.7%
% of Patients satisfied with the dentistry they have received	7	9	N/A	92.9%	92.4%
% of Patients satisfied with the time they had to wait for an appointment	8	9	N/A	88.0%	87.1%

\* This is based on patients treated on this contract for their most recent course of treatment. Figures in italics indicate the base number of FP17s or Patient Questionnaire responses are less than 100. N/A is shown where the base number of responses is less than 10 during the period. % is calculated as Quantity/Base number\*100

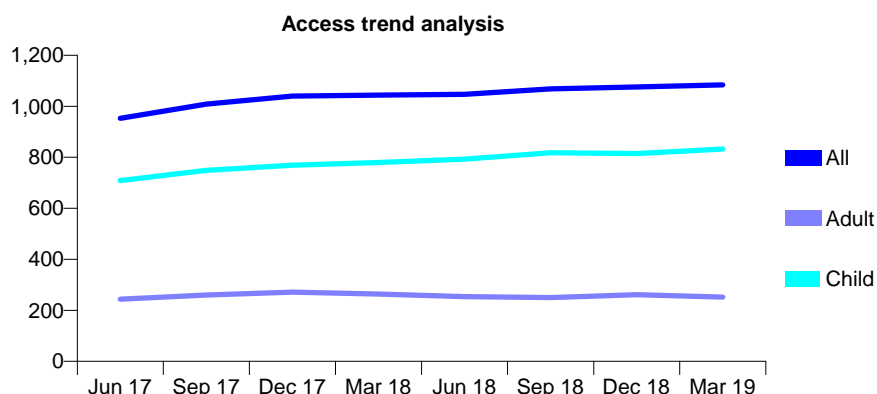
## 7A4 - Vital Signs At a Glance Contract Report for 140589/0001 - Year end March 2019

Name or company name	Cowbridge Dental Care Limited
Contract type name	GDS Contract
Purpose of contract	General
Contract start date	01/09/2011
Contract end date	

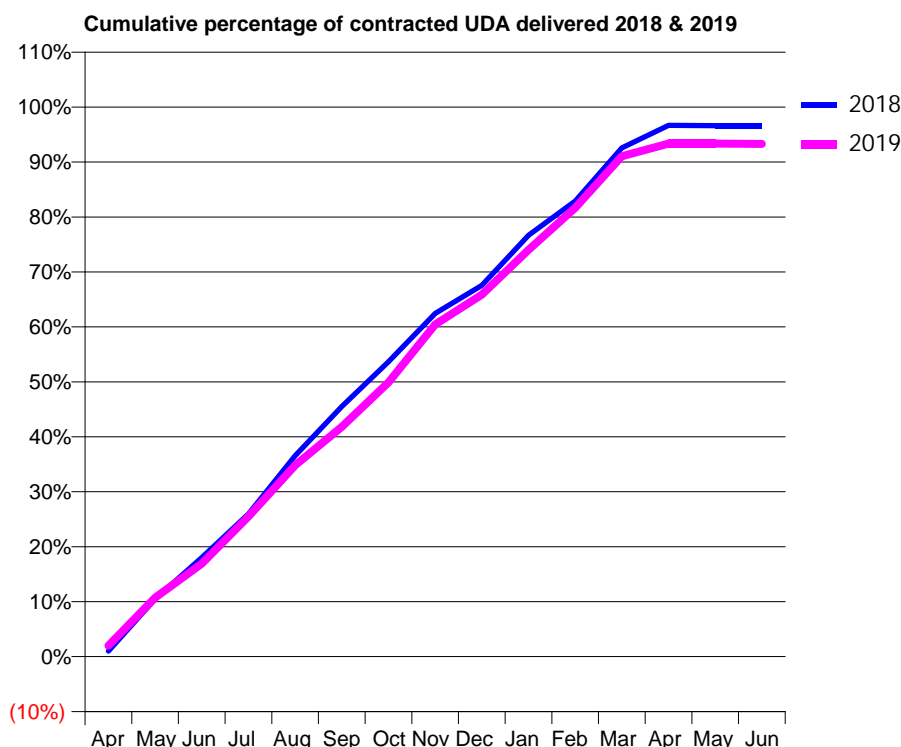
18/19 Contracted general activity (UDA)	1,999
Carry forward general activity (UDA)	68
18/19 Contracted orthodontic activity (UOA)	0
Carry forward orthodontic activity (UOA)	0
Baseline contract value	£54,936.28

### ACCESS\*

Patients seen in 24 months	Total	Change since previous quarter
Quarter ending March 2018	1,044	
Quarter ending June 2018	1,047	→
Quarter ending September 2018	1,068	↑
Quarter ending December 2018	1,076	→
Quarter ending March 2019	1,084	→
<b>Variance since March 2018</b>	<b>3.8%</b>	<b>↑</b>



### ACTIVITY



Adjusted Scheduled Activity (UDA)		
Month	2018	2019
April	20	40
May	210	215
June	360	338
July	519	510
August	731	696
September	910	835
October	1,073	997
November	1,248	1,208
December	1,350	1,316
January	1,533	1,480
February	1,657	1,632
March	1,851	1,820
April	1,932	1,866
May	1,931	1,866
June	1,931	1,865

### QUALITY

	Quantity	Base Number	Contract	LHB	Wales
% of FP17s for the same patient ID Re-attending within 3 months - Children	86	1,296	6.6%	8.6%	10.8%
% of FP17s for the same patient ID Re-attending within 3 months - Adults	20	214	9.3%	15.0%	15.7%
% of FP17s for the same patient ID Re-attending between 3 & 9 months - Children	783	1,296	60.4%	57.7%	59.7%
% of FP17s for the same patient ID Re-attending between 3 & 9 months - Adults	98	214	45.8%	55.5%	55.5%
% of FP17s for Band 1 Urgent Courses	95	1,514	6.3%	9.2%	9.0%
% of FP17s Relating to Free Repair or Replacements	0	1,514	0.0%	0.6%	0.7%
% of FP17s Relating to Continuations	1	1,514	0.1%	0.7%	0.7%
% of Patients satisfied with the dentistry they have received	0	0	N/A	92.9%	92.4%
% of Patients satisfied with the time they had to wait for an appointment	0	0	N/A	88.0%	87.1%

\* This is based on patients treated on this contract for their most recent course of treatment.  
 Figures in *italics* indicate the base number of FP17s or Patient Questionnaire responses are less than 100. N/A is shown where the base number of responses is less than 10 during the period. % is calculated as Quantity/Base number\*100

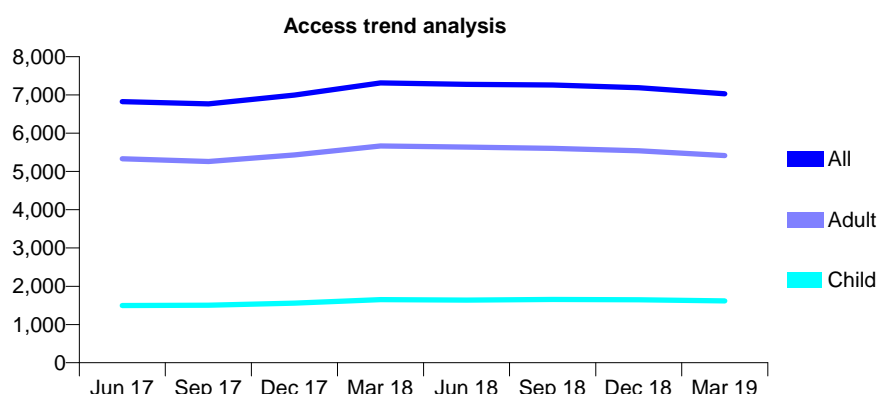
## 7A4 - Vital Signs At a Glance Contract Report for 140988/0001 - Year end March 2019

Name or company name	Robert Phillips & Timothy Phillips
Contract type name	GDS Contract
Purpose of contract	General
Contract start date	01/10/2010
Contract end date	

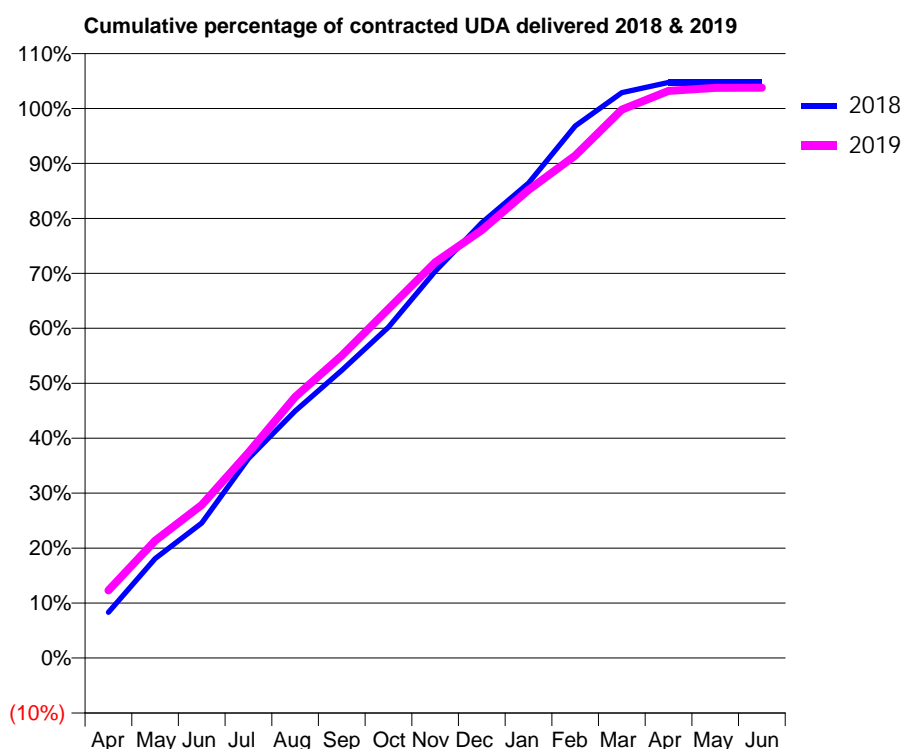
18/19 Contracted general activity (UDA)	19,832
Carry forward general activity (UDA)	-939
18/19 Contracted orthodontic activity (UOA)	0
Carry forward orthodontic activity (UOA)	0
Baseline contract value	£438,017.57

### ACCESS\*

Patients seen in 24 months	Total	Change since previous quarter
Quarter ending March 2018	7,315	
Quarter ending June 2018	7,275	→
Quarter ending September 2018	7,258	→
Quarter ending December 2018	7,188	→
Quarter ending March 2019	7,028	↓
<b>Variance since March 2018</b>	<b>(3.9%)</b>	<b>↓</b>



### ACTIVITY



Adjusted Scheduled Activity (UDA)		
Month	2018	2019
April	1,650	2,442
May	3,593	4,239
June	4,871	5,521
July	7,202	7,414
August	8,915	9,422
September	10,385	10,915
October	11,941	12,600
November	13,957	14,280
December	15,704	15,441
January	17,142	16,890
February	19,201	18,134
March	20,403	19,791
April	20,768	20,466
May	20,771	20,574
June	20,771	20,581

### QUALITY

	Quantity	Base Number	Contract	LHB	Wales
% of FP17s for the same patient ID Re-attending within 3 months - Children	103	1,877	5.5%	8.6%	10.8%
% of FP17s for the same patient ID Re-attending within 3 months - Adults	829	6,536	12.7%	15.0%	15.7%
% of FP17s for the same patient ID Re-attending between 3 & 9 months - Children	931	1,877	49.6%	57.7%	59.7%
% of FP17s for the same patient ID Re-attending between 3 & 9 months - Adults	3,070	6,536	47.0%	55.5%	55.5%
% of FP17s for Band 1 Urgent Courses	684	8,473	8.1%	9.2%	9.0%
% of FP17s Relating to Free Repair or Replacements	43	8,473	0.5%	0.6%	0.7%
% of FP17s Relating to Continuations	104	8,473	1.2%	0.7%	0.7%
% of Patients satisfied with the dentistry they have received	14	15	93.3%	92.9%	92.4%
% of Patients satisfied with the time they had to wait for an appointment	15	15	100.0%	88.0%	87.1%

\* This is based on patients treated on this contract for their most recent course of treatment.

Figures in italics indicate the base number of FP17s or Patient Questionnaire responses are less than 100. N/A is shown where the base number of responses is less than 10 during the period. % is calculated as Quantity/Base number\*100



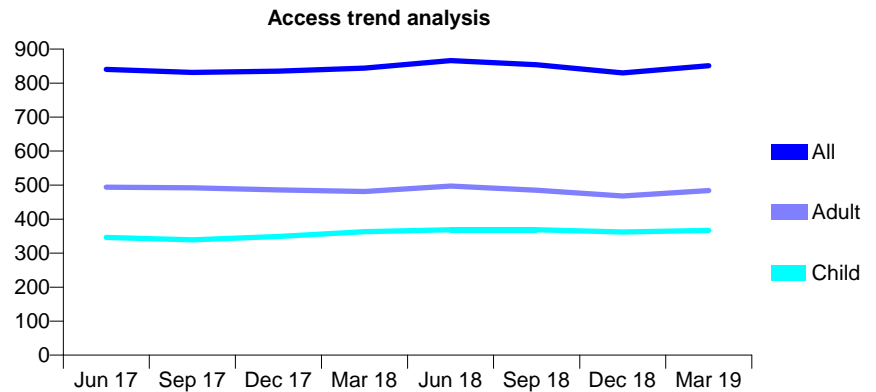
## 7A4 - Vital Signs At a Glance Contract Report for 142514/0001 - Year end March 2019

Name or company name	RSDK Ltd
Contract type name	GDS Contract
Purpose of contract	General
Contract start date	01/07/2007
Contract end date	

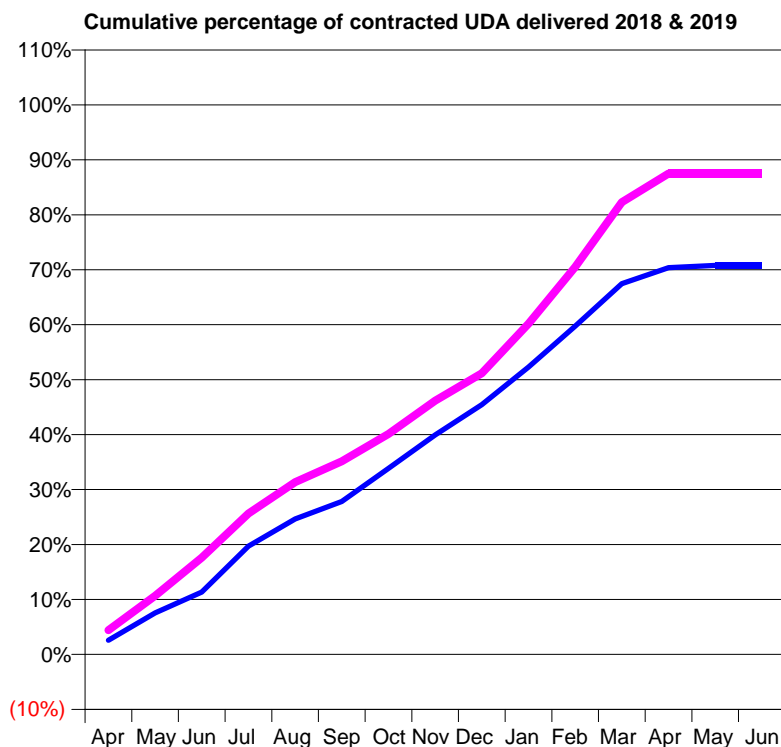
18/19 Contracted general activity (UDA)	2,369
Carry forward general activity (UDA)	0
18/19 Contracted orthodontic activity (UOA)	0
Carry forward orthodontic activity (UOA)	0
Baseline contract value	£53,598.65

### ACCESS\*

Patients seen in 24 months	Total	Change since previous quarter
Quarter ending March 2018	844	
Quarter ending June 2018	866	↑
Quarter ending September 2018	854	↓
Quarter ending December 2018	830	↓
Quarter ending March 2019	851	↑
<b>Variance since March 2018</b>	<b>0.8%</b>	→



### ACTIVITY



Adjusted Scheduled Activity (UDA)		
Month	2018	2019
April	61	104
May	179	253
June	269	417
July	466	607
August	584	743
September	659	832
October	802	951
November	947	1,094
December	1,077	1,212
January	1,238	1,425
February	1,415	1,670
March	1,599	1,949
April	1,668	2,073
May	1,677	2,073
June	1,677	2,073

### QUALITY

	Quantity	Base Number	Contract	LHB	Wales
% of FP17s for the same patient ID Re-attending within 3 months - Children	18	558	3.2%	8.6%	10.8%
% of FP17s for the same patient ID Re-attending within 3 months - Adults	46	606	7.6%	15.0%	15.7%
% of FP17s for the same patient ID Re-attending between 3 & 9 months - Children	364	558	65.2%	57.7%	59.7%
% of FP17s for the same patient ID Re-attending between 3 & 9 months - Adults	342	606	56.4%	55.5%	55.5%
% of FP17s for Band 1 Urgent Courses	41	1,182	3.5%	9.2%	9.0%
% of FP17s Relating to Free Repair or Replacements	0	1,182	0.0%	0.6%	0.7%
% of FP17s Relating to Continuations	0	1,182	0.0%	0.7%	0.7%
% of Patients satisfied with the dentistry they have received	0	0	N/A	92.9%	92.4%
% of Patients satisfied with the time they had to wait for an appointment	0	0	N/A	88.0%	87.1%

\* This is based on patients treated on this contract for their most recent course of treatment. Figures in italics indicate the base number of FP17s or Patient Questionnaire responses are less than 100. N/A is shown where the base number of responses is less than 10 during the period. % is calculated as Quantity/Base number\*100

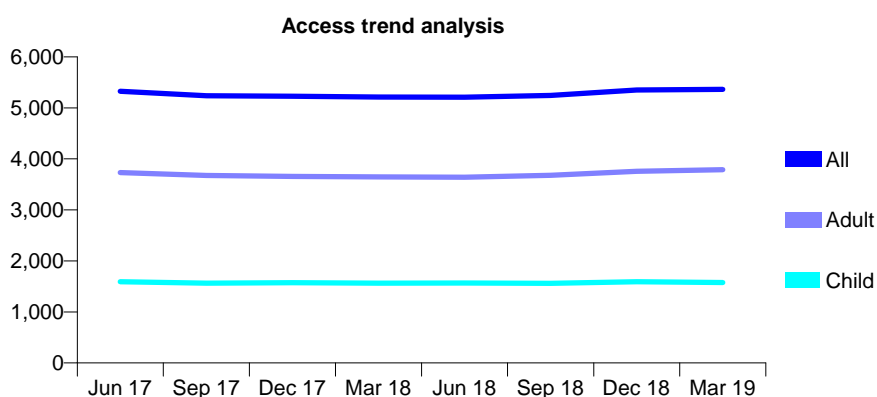
## 7A4 - Vital Signs At a Glance Contract Report for 151165/0002 - Year end March 2019

Name or company name	Simon Hill Ltd
Contract type name	GDS Contract
Purpose of contract	General
Contract start date	01/09/2010
Contract end date	

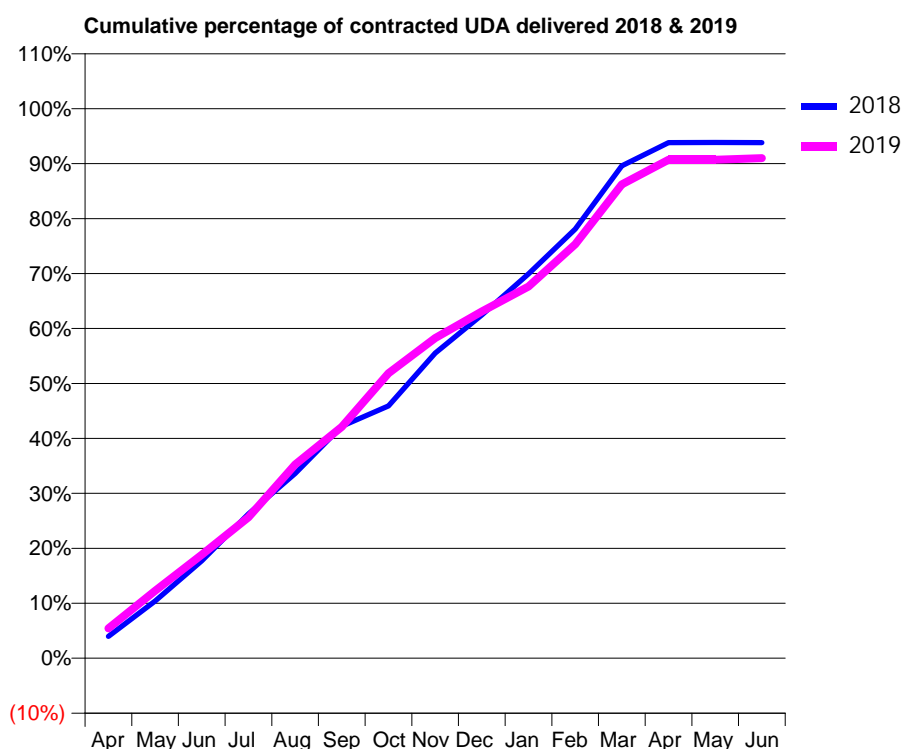
18/19 Contracted general activity (UDA)	15,820
Carry forward general activity (UDA)	0
18/19 Contracted orthodontic activity (UOA)	0
Carry forward orthodontic activity (UOA)	0
Baseline contract value	£348,937.72

### ACCESS\*

Patients seen in 24 months	Total	Change since previous quarter
Quarter ending March 2018	5,211	
Quarter ending June 2018	5,209	→
Quarter ending September 2018	5,242	→
Quarter ending December 2018	5,351	↑
Quarter ending March 2019	5,364	→
<b>Variance since March 2018</b>	<b>2.9%</b>	<b>↑</b>



### ACTIVITY



Adjusted Scheduled Activity (UDA)		
Month	2018	2019
April	631	862
May	1,648	1,940
June	2,803	2,977
July	4,153	4,055
August	5,318	5,577
September	6,678	6,658
October	7,266	8,202
November	8,781	9,214
December	9,881	9,982
January	11,063	10,700
February	12,353	11,913
March	14,170	13,636
April	14,840	14,350
May	14,847	14,349
June	14,844	14,395

### QUALITY

	Quantity	Base Number	Contract	LHB	Wales
% of FP17s for the same patient ID Re-attending within 3 months - Children	158	2,167	7.3%	8.6%	10.8%
% of FP17s for the same patient ID Re-attending within 3 months - Adults	630	5,242	12.0%	15.0%	15.7%
% of FP17s for the same patient ID Re-attending between 3 & 9 months - Children	1,229	2,167	56.7%	57.7%	59.7%
% of FP17s for the same patient ID Re-attending between 3 & 9 months - Adults	2,983	5,242	56.9%	55.5%	55.5%
% of FP17s for Band 1 Urgent Courses	441	7,451	5.9%	9.2%	9.0%
% of FP17s Relating to Free Repair or Replacements	96	7,451	1.3%	0.6%	0.7%
% of FP17s Relating to Continuations	7	7,451	0.1%	0.7%	0.7%
% of Patients satisfied with the dentistry they have received	6	6	N/A	92.9%	92.4%
% of Patients satisfied with the time they had to wait for an appointment	5	6	N/A	88.0%	87.1%

\* This is based on patients treated on this contract for their most recent course of treatment. Figures in italics indicate the base number of FP17s or Patient Questionnaire responses are less than 100. N/A is shown where the base number of responses is less than 10 during the period. % is calculated as Quantity/Base number\*100

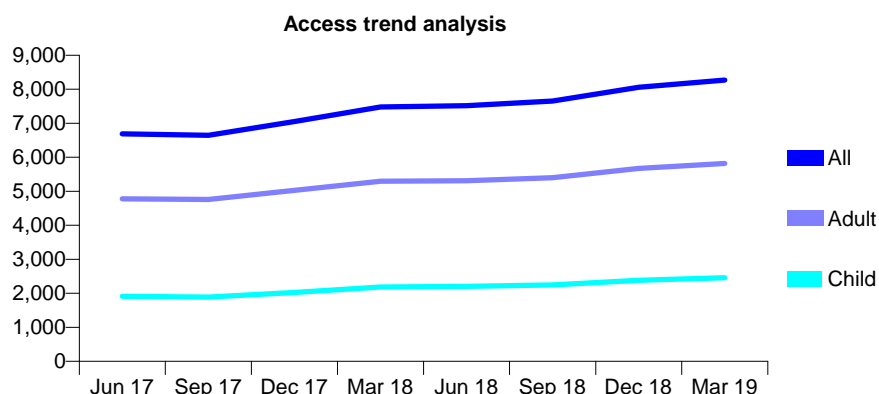
## 7A4 - Vital Signs At a Glance Contract Report for 154245/0001 - Year end March 2019

Name or company name	Restore Dental Group
Contract type name	GDS Contract
Purpose of contract	General
Contract start date	01/04/2013
Contract end date	

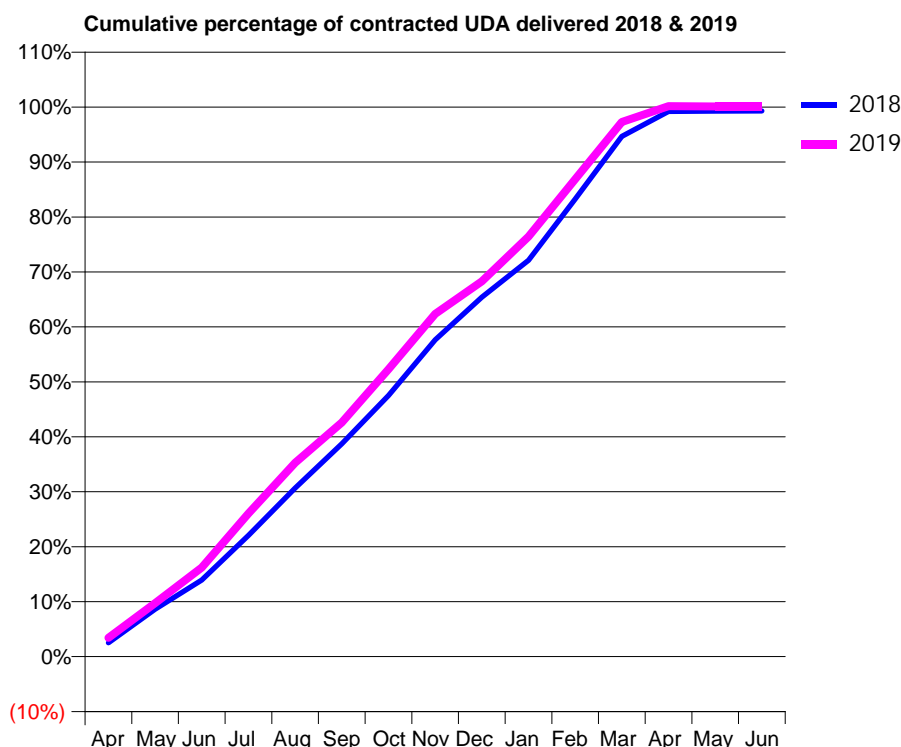
18/19 Contracted general activity (UDA)	25,220
Carry forward general activity (UDA)	182
18/19 Contracted orthodontic activity (UOA)	0
Carry forward orthodontic activity (UOA)	0
Baseline contract value	£590,159.22

### ACCESS\*

Patients seen in 24 months	Total	Change since previous quarter
Quarter ending March 2018	7,482	
Quarter ending June 2018	7,515	→
Quarter ending September 2018	7,651	→
Quarter ending December 2018	8,058	↑
Quarter ending March 2019	8,273	↑
<b>Variance since March 2018</b>	<b>10.6%</b>	<b>↑</b>



### ACTIVITY



Adjusted Scheduled Activity (UDA)		
Month	2018	2019
April	638	866
May	2,182	2,457
June	3,514	4,090
July	5,565	6,568
August	7,737	8,894
September	9,763	10,746
October	11,978	13,184
November	14,539	15,724
December	16,490	17,217
January	18,192	19,274
February	21,000	21,910
March	23,870	24,530
April	25,025	25,260
May	25,035	25,249
June	25,038	25,249

### QUALITY

	Quantity	Base Number	Contract	LHB	Wales
% of FP17s for the same patient ID Re-attending within 3 months - Children	277	3,263	8.5%	8.6%	10.8%
% of FP17s for the same patient ID Re-attending within 3 months - Adults	1,475	8,675	17.0%	15.0%	15.7%
% of FP17s for the same patient ID Re-attending between 3 & 9 months - Children	1,657	3,263	50.8%	57.7%	59.7%
% of FP17s for the same patient ID Re-attending between 3 & 9 months - Adults	4,597	8,675	53.0%	55.5%	55.5%
% of FP17s for Band 1 Urgent Courses	991	11,838	8.4%	9.2%	9.0%
% of FP17s Relating to Free Repair or Replacements	158	11,838	1.3%	0.6%	0.7%
% of FP17s Relating to Continuations	210	11,838	1.8%	0.7%	0.7%
% of Patients satisfied with the dentistry they have received	19	19	100.0%	92.9%	92.4%
% of Patients satisfied with the time they had to wait for an appointment	17	19	89.5%	88.0%	87.1%

\* This is based on patients treated on this contract for their most recent course of treatment.  
 Figures in *italics* indicate the base number of FP17s or Patient Questionnaire responses are less than 100. N/A is shown where the base number of responses is less than 10 during the period. % is calculated as Quantity/Base number\*100

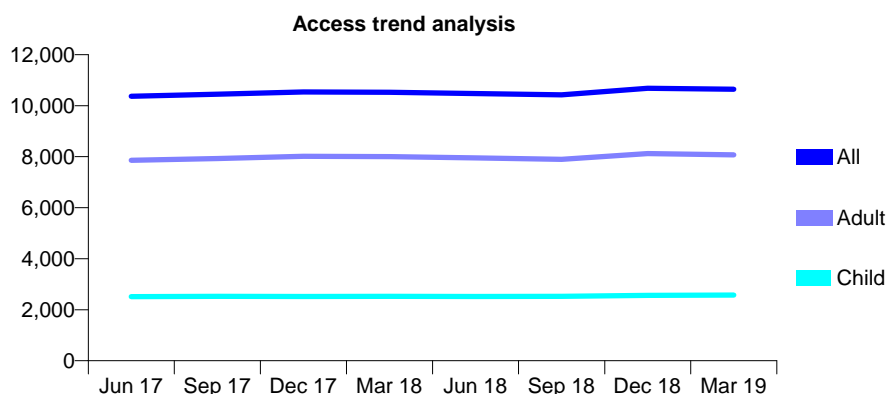
## 7A4 - Vital Signs At a Glance Contract Report for 154245/0002 - Year end March 2019

Name or company name	Restore Dental Group
Contract type name	GDS Contract
Purpose of contract	General
Contract start date	01/04/2013
Contract end date	

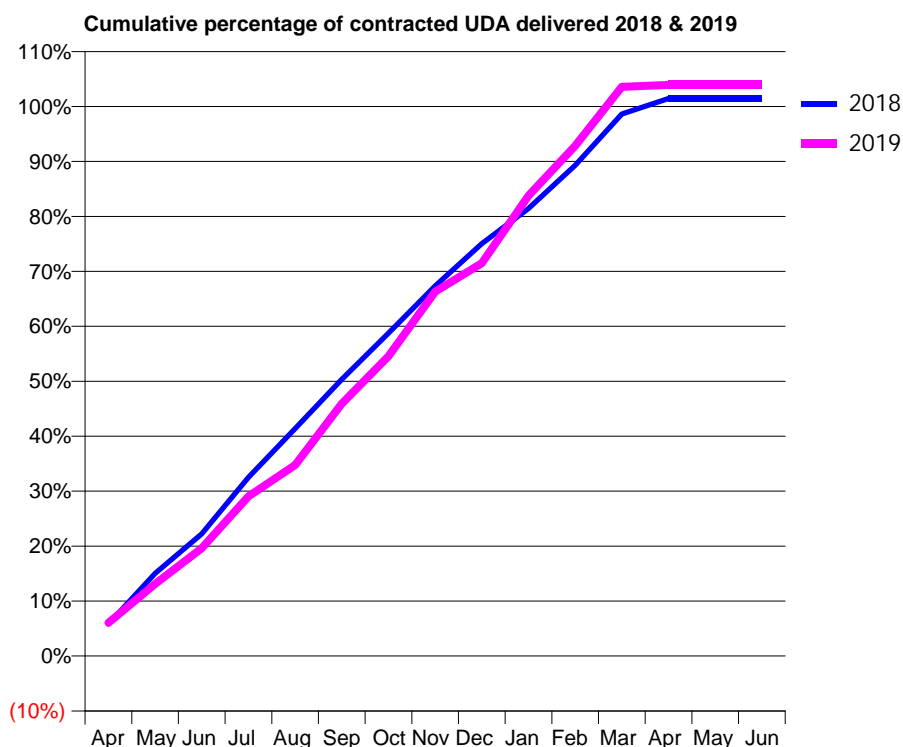
18/19 Contracted general activity (UDA)	31,265
Carry forward general activity (UDA)	-452
18/19 Contracted orthodontic activity (UOA)	0
Carry forward orthodontic activity (UOA)	0
Baseline contract value	£790,299.62

### ACCESS\*

Patients seen in 24 months	Total	Change since previous quarter
Quarter ending March 2018	10,522	
Quarter ending June 2018	10,476	→
Quarter ending September 2018	10,425	→
Quarter ending December 2018	10,686	↑
Quarter ending March 2019	10,642	→
<b>Variance since March 2018</b>	<b>1.1%</b>	<b>→</b>



### ACTIVITY



Adjusted Scheduled Activity (UDA)		
Month	2018	2019
April	1,827	1,892
May	4,704	4,102
June	6,951	6,137
July	10,163	9,089
August	12,945	10,867
September	15,743	14,348
October	18,370	17,056
November	21,061	20,721
December	23,466	22,350
January	25,466	26,184
February	27,917	29,031
March	30,841	32,386
April	31,714	32,494
May	31,717	32,494
June	31,717	32,494

### QUALITY

	Quantity	Base Number	Contract	LHB	Wales
% of FP17s for the same patient ID Re-attending within 3 months - Children	207	3,176	6.5%	8.6%	10.8%
% of FP17s for the same patient ID Re-attending within 3 months - Adults	1,778	10,612	16.8%	15.0%	15.7%
% of FP17s for the same patient ID Re-attending between 3 & 9 months - Children	1,449	3,176	45.6%	57.7%	59.7%
% of FP17s for the same patient ID Re-attending between 3 & 9 months - Adults	4,853	10,612	45.7%	55.5%	55.5%
% of FP17s for Band 1 Urgent Courses	1,401	13,528	10.4%	9.2%	9.0%
% of FP17s Relating to Free Repair or Replacements	158	13,528	1.2%	0.6%	0.7%
% of FP17s Relating to Continuations	199	13,528	1.5%	0.7%	0.7%
% of Patients satisfied with the dentistry they have received	14	15	93.3%	92.9%	92.4%
% of Patients satisfied with the time they had to wait for an appointment	13	15	86.7%	88.0%	87.1%

\* This is based on patients treated on this contract for their most recent course of treatment.

Figures in italics indicate the base number of FP17s or Patient Questionnaire responses are less than 100. N/A is shown where the base number of responses is less than 10 during the period. % is calculated as Quantity/Base number\*100

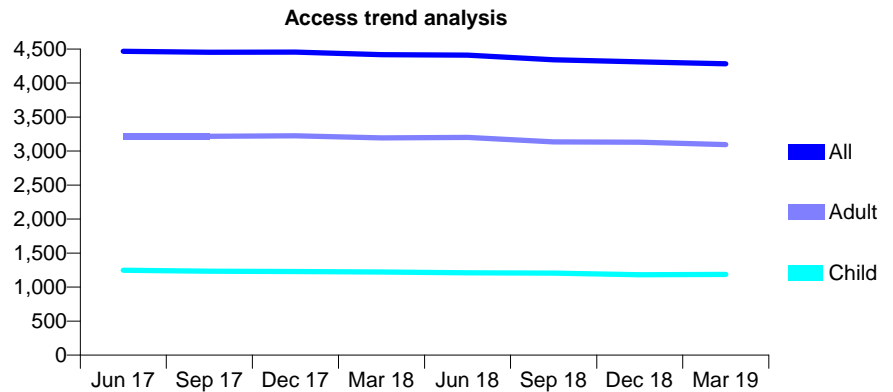
## 7A4 - Vital Signs At a Glance Contract Report for 154504/0001 - Year end March 2019

Name or company name	Alison Jones Ltd
Contract type name	Pilot Contract
Purpose of contract	General
Contract start date	01/08/2013
Contract end date	

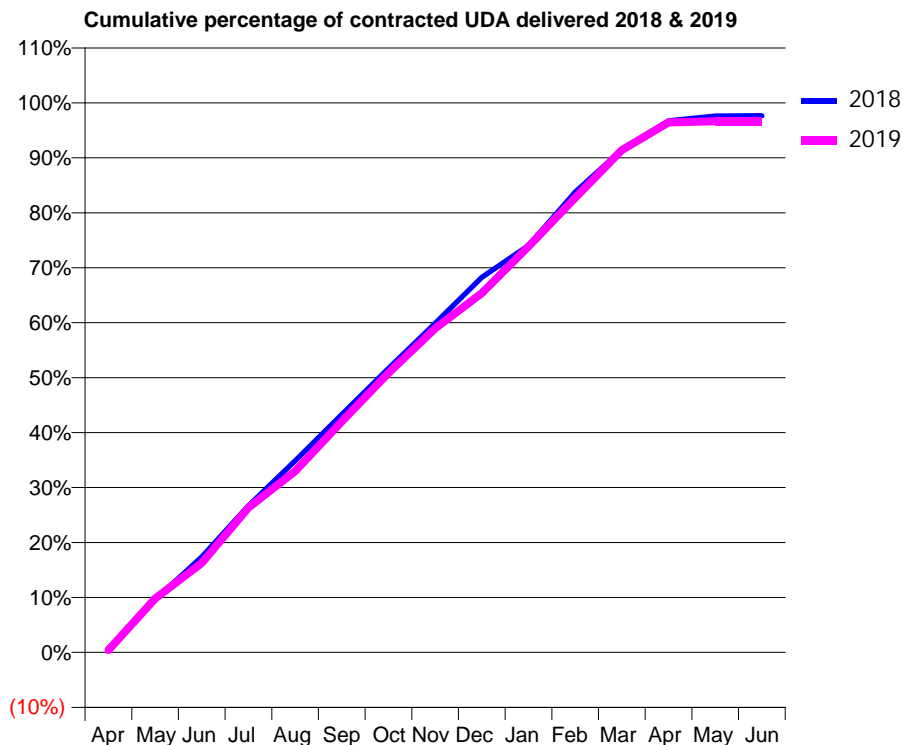
18/19 Contracted general activity (UDA)	13,680
Carry forward general activity (UDA)	328
18/19 Contracted orthodontic activity (UOA)	0
Carry forward orthodontic activity (UOA)	0
Baseline contract value	£343,257.22

### ACCESS\*

Patients seen in 24 months	Total	Change since previous quarter
Quarter ending March 2018	4,416	
Quarter ending June 2018	4,411	→
Quarter ending September 2018	4,343	↓
Quarter ending December 2018	4,313	→
Quarter ending March 2019	4,283	→
<b>Variance since March 2018</b>	<b>(3.0%)</b>	<b>↓</b>



### ACTIVITY



Adjusted Scheduled Activity (UDA)		
Month	2018	2019
April	104	57
May	1,349	1,341
June	2,434	2,226
July	3,738	3,604
August	4,884	4,513
September	6,059	5,747
October	7,236	6,955
November	8,385	8,066
December	9,554	8,940
January	10,367	10,104
February	11,730	11,314
March	12,803	12,505
April	13,539	13,194
May	13,666	13,220
June	13,672	13,221

### QUALITY

	Quantity	Base Number	Contract	LHB	Wales
% of FP17s for the same patient ID Re-attending within 3 months - Children	157	1,692	9.3%	8.6%	10.8%
% of FP17s for the same patient ID Re-attending within 3 months - Adults	919	4,731	19.4%	15.0%	15.7%
% of FP17s for the same patient ID Re-attending between 3 & 9 months - Children	919	1,692	54.3%	57.7%	59.7%
% of FP17s for the same patient ID Re-attending between 3 & 9 months - Adults	2,617	4,731	55.3%	55.5%	55.5%
% of FP17s for Band 1 Urgent Courses	738	6,370	11.6%	9.2%	9.0%
% of FP17s Relating to Free Repair or Replacements	46	6,370	0.7%	0.6%	0.7%
% of FP17s Relating to Continuations	103	6,370	1.6%	0.7%	0.7%
% of Patients satisfied with the dentistry they have received	6	6	N/A	92.9%	92.4%
% of Patients satisfied with the time they had to wait for an appointment	6	6	N/A	88.0%	87.1%

\* This is based on patients treated on this contract for their most recent course of treatment. Figures in italics indicate the base number of FP17s or Patient Questionnaire responses are less than 100. N/A is shown where the base number of responses is less than 10 during the period. % is calculated as Quantity/Base number\*100

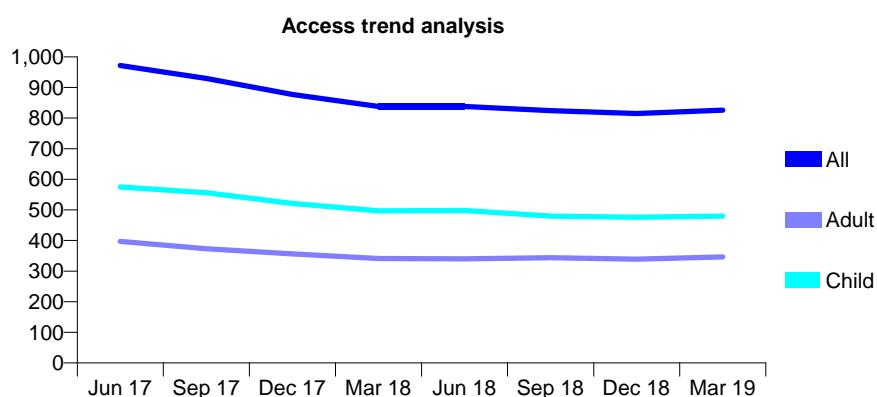
## 7A4 - Vital Signs At a Glance Contract Report for 154504/0002 - Year end March 2019

Name or company name	Alison Jones Ltd
Contract type name	GDS Contract
Purpose of contract	General
Contract start date	01/08/2013
Contract end date	

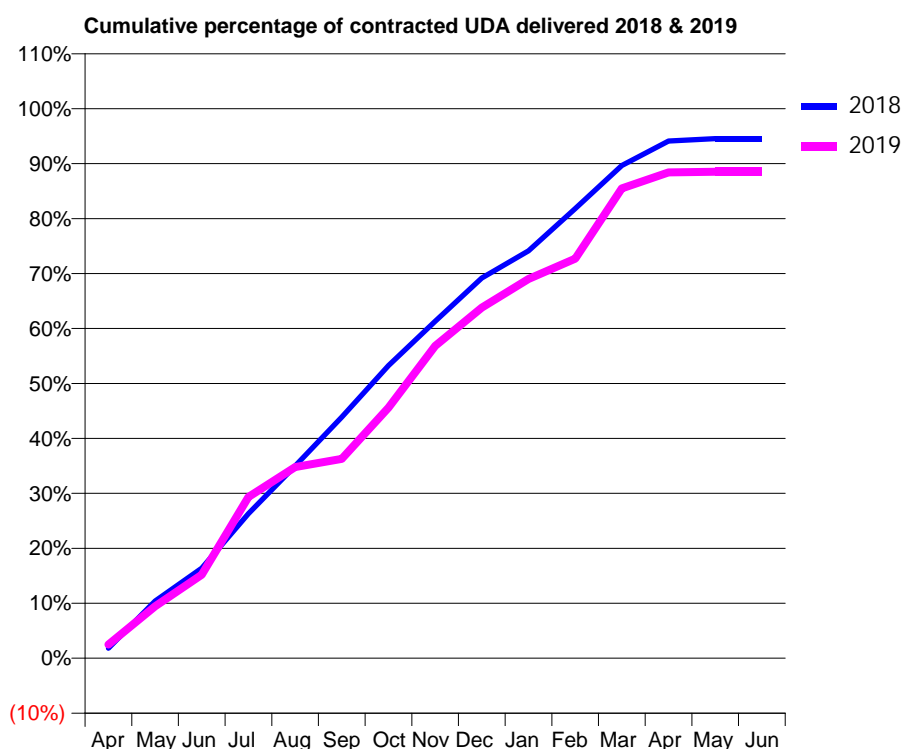
18/19 Contracted general activity (UDA)	2,300
Carry forward general activity (UDA)	0
18/19 Contracted orthodontic activity (UOA)	0
Carry forward orthodontic activity (UOA)	0
Baseline contract value	£60,907.50

### ACCESS\*

Patients seen in 24 months	Total	Change since previous quarter
Quarter ending March 2018	838	
Quarter ending June 2018	838	→
Quarter ending September 2018	824	↓
Quarter ending December 2018	815	↓
Quarter ending March 2019	826	→
<b>Variance since March 2018</b>	<b>(1.4%)</b>	<b>↓</b>



### ACTIVITY



Adjusted Scheduled Activity (UDA)		
Month	2018	2019
April	42	57
May	240	218
June	377	350
July	605	675
August	805	800
September	1,009	834
October	1,225	1,048
November	1,410	1,307
December	1,591	1,467
January	1,705	1,587
February	1,882	1,672
March	2,062	1,966
April	2,164	2,033
May	2,174	2,036
June	2,174	2,036

### QUALITY

	Quantity	Base Number	Contract	LHB	Wales
% of FP17s for the same patient ID Re-attending within 3 months - Children	41	727	5.6%	8.6%	10.8%
% of FP17s for the same patient ID Re-attending within 3 months - Adults	122	458	26.6%	15.0%	15.7%
% of FP17s for the same patient ID Re-attending between 3 & 9 months - Children	436	727	60.0%	57.7%	59.7%
% of FP17s for the same patient ID Re-attending between 3 & 9 months - Adults	213	458	46.5%	55.5%	55.5%
% of FP17s for Band 1 Urgent Courses	90	1,175	7.7%	9.2%	9.0%
% of FP17s Relating to Free Repair or Replacements	4	1,175	0.3%	0.6%	0.7%
% of FP17s Relating to Continuations	16	1,175	1.4%	0.7%	0.7%
% of Patients satisfied with the dentistry they have received	2	2	N/A	92.9%	92.4%
% of Patients satisfied with the time they had to wait for an appointment	2	2	N/A	88.0%	87.1%

\* This is based on patients treated on this contract for their most recent course of treatment. Figures in italics indicate the base number of FP17s or Patient Questionnaire responses are less than 100. N/A is shown where the base number of responses is less than 10 during the period. % is calculated as Quantity/Base number\*100

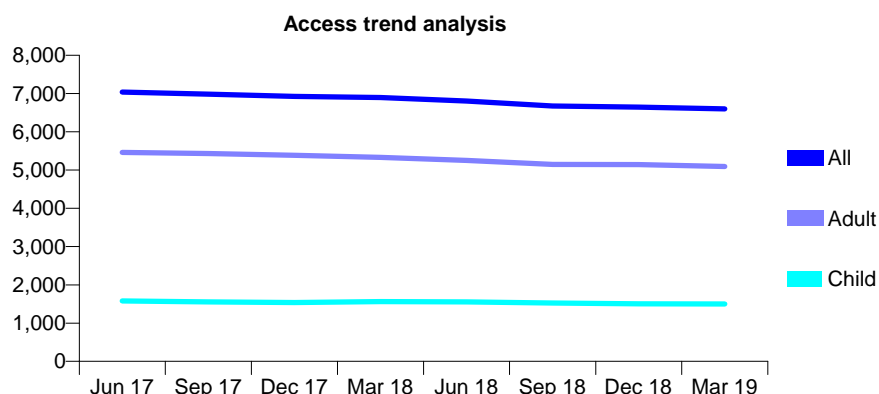
## 7A4 - Vital Signs At a Glance Contract Report for 157481/0001 - Year end March 2019

Name or company name	Birchwood Health Ltd
Contract type name	GDS Contract
Purpose of contract	General
Contract start date	01/09/2009
Contract end date	

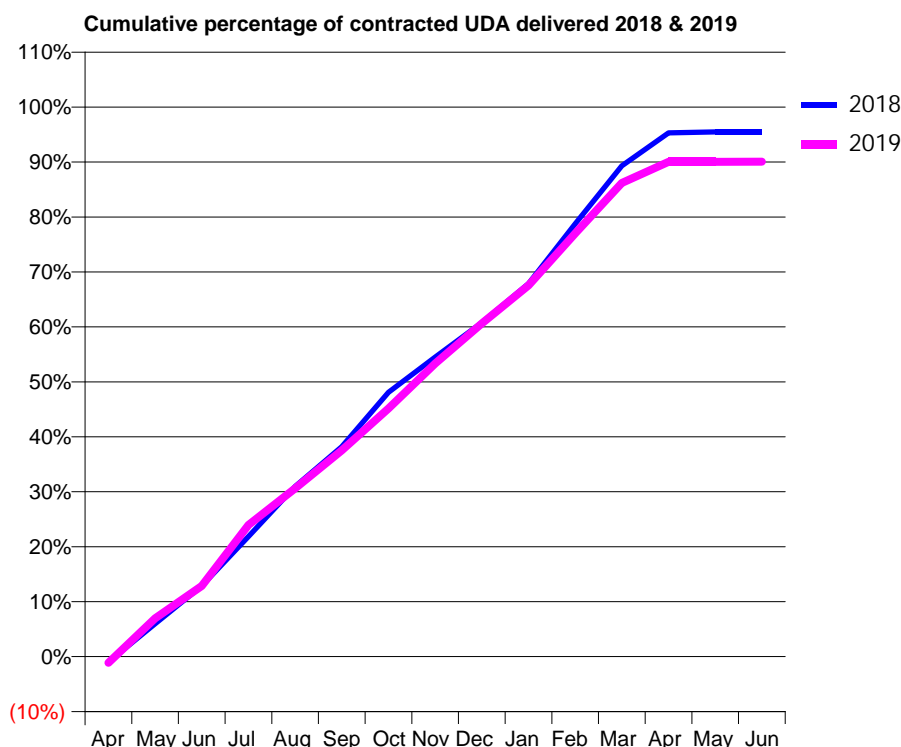
18/19 Contracted general activity (UDA)	25,295
Carry forward general activity (UDA)	1,163
18/19 Contracted orthodontic activity (UOA)	0
Carry forward orthodontic activity (UOA)	0
Baseline contract value	£590,575.70

### ACCESS\*

Patients seen in 24 months	Total	Change since previous quarter
Quarter ending March 2018	6,897	
Quarter ending June 2018	6,802	↓
Quarter ending September 2018	6,672	↓
Quarter ending December 2018	6,646	→
Quarter ending March 2019	6,596	→
<b>Variance since March 2018</b>	<b>(4.4%)</b>	<b>↓</b>



### ACTIVITY



Adjusted Scheduled Activity (UDA)		
Month	2018	2019
April	-264	-290
May	1,570	1,767
June	3,382	3,252
July	5,745	6,060
August	8,143	7,746
September	10,042	9,494
October	12,644	11,419
November	14,334	13,492
December	15,979	15,332
January	17,845	17,083
February	20,707	19,480
March	23,478	21,798
April	25,060	22,768
May	25,107	22,777
June	25,108	22,781

### QUALITY

	Quantity	Base Number	Contract	LHB	Wales
% of FP17s for the same patient ID Re-attending within 3 months - Children	232	2,159	10.7%	8.6%	10.8%
% of FP17s for the same patient ID Re-attending within 3 months - Adults	1,743	8,293	21.0%	15.0%	15.7%
% of FP17s for the same patient ID Re-attending between 3 & 9 months - Children	1,225	2,159	56.7%	57.7%	59.7%
% of FP17s for the same patient ID Re-attending between 3 & 9 months - Adults	4,509	8,293	54.4%	55.5%	55.5%
% of FP17s for Band 1 Urgent Courses	1,080	10,262	10.5%	9.2%	9.0%
% of FP17s Relating to Free Repair or Replacements	145	10,262	1.4%	0.6%	0.7%
% of FP17s Relating to Continuations	219	10,262	2.1%	0.7%	0.7%
% of Patients satisfied with the dentistry they have received	14	16	87.5%	92.9%	92.4%
% of Patients satisfied with the time they had to wait for an appointment	14	16	87.5%	88.0%	87.1%

\* This is based on patients treated on this contract for their most recent course of treatment.  
 Figures in *italics* indicate the base number of FP17s or Patient Questionnaire responses are less than 100. N/A is shown where the base number of responses is less than 10 during the period. % is calculated as Quantity/Base number\*100



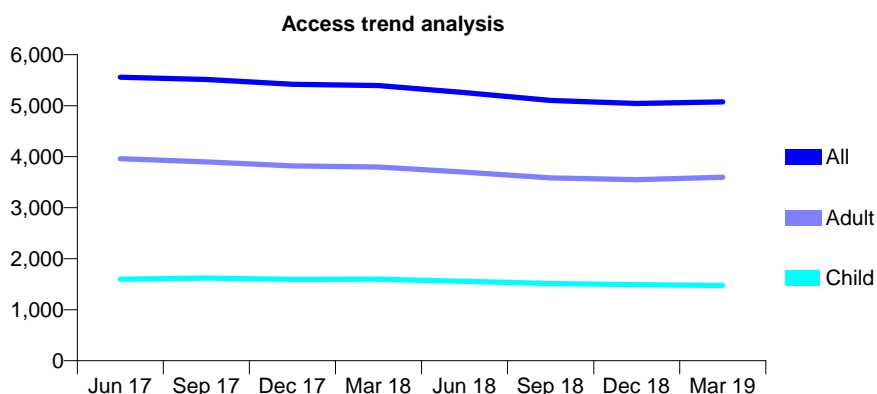
## 7A4 - Vital Signs At a Glance Contract Report for 158194/0014 - Year end March 2019

Name or company name	Denticare Ltd
Contract type name	GDS Contract
Purpose of contract	General
Contract start date	06/01/2007
Contract end date	

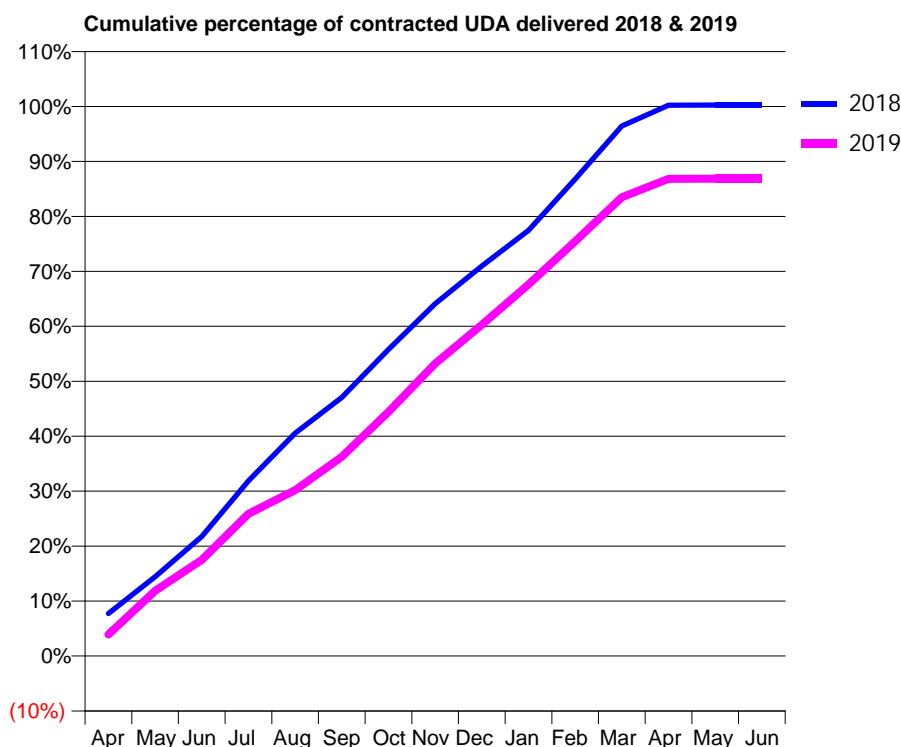
18/19 Contracted general activity (UDA)	17,966
Carry forward general activity (UDA)	-51
18/19 Contracted orthodontic activity (UOA)	0
Carry forward orthodontic activity (UOA)	0
Baseline contract value	£452,799.40

### ACCESS\*

Patients seen in 24 months	Total	Change since previous quarter
Quarter ending March 2018	5,396	
Quarter ending June 2018	5,255	↓
Quarter ending September 2018	5,102	↓
Quarter ending December 2018	5,041	↓
Quarter ending March 2019	5,073	→
<b>Variance since March 2018</b>	<b>(6.0%)</b>	<b>↓</b>



### ACTIVITY



Adjusted Scheduled Activity (UDA)		
Month	2018	2019
April	1,503	703
May	2,804	2,132
June	4,225	3,139
July	6,201	4,652
August	7,891	5,424
September	9,151	6,510
October	10,849	7,982
November	12,469	9,564
December	13,807	10,827
January	15,067	12,143
February	16,885	13,560
March	18,761	15,001
April	19,492	15,603
May	19,504	15,606
June	19,504	15,606

### QUALITY

	Quantity	Base Number	Contract	LHB	Wales
% of FP17s for the same patient ID Re-attending within 3 months - Children	112	1,925	5.8%	8.6%	10.8%
% of FP17s for the same patient ID Re-attending within 3 months - Adults	629	4,703	13.4%	15.0%	15.7%
% of FP17s for the same patient ID Re-attending between 3 & 9 months - Children	1,070	1,925	55.6%	57.7%	59.7%
% of FP17s for the same patient ID Re-attending between 3 & 9 months - Adults	2,576	4,703	54.8%	55.5%	55.5%
% of FP17s for Band 1 Urgent Courses	630	6,627	9.5%	9.2%	9.0%
% of FP17s Relating to Free Repair or Replacements	15	6,627	0.2%	0.6%	0.7%
% of FP17s Relating to Continuations	57	6,627	0.9%	0.7%	0.7%
% of Patients satisfied with the dentistry they have received	7	8	N/A	92.9%	92.4%
% of Patients satisfied with the time they had to wait for an appointment	8	8	N/A	88.0%	87.1%

\* This is based on patients treated on this contract for their most recent course of treatment.

Figures in italics indicate the base number of FP17s or Patient Questionnaire responses are less than 100. N/A is shown where the base number of responses is less than 10 during the period. % is calculated as Quantity/Base number\*100

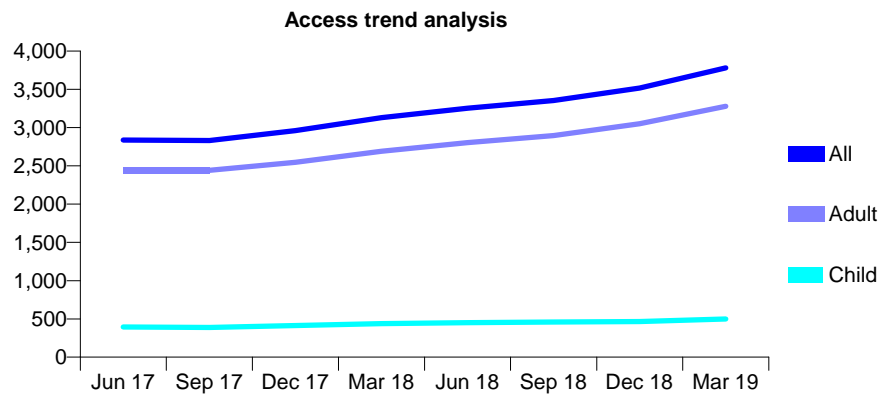
## 7A4 - Vital Signs At a Glance Contract Report for 158194/0020 - Year end March 2019

Name or company name	Denticare Ltd
Contract type name	GDS Contract
Purpose of contract	General
Contract start date	01/05/2008
Contract end date	

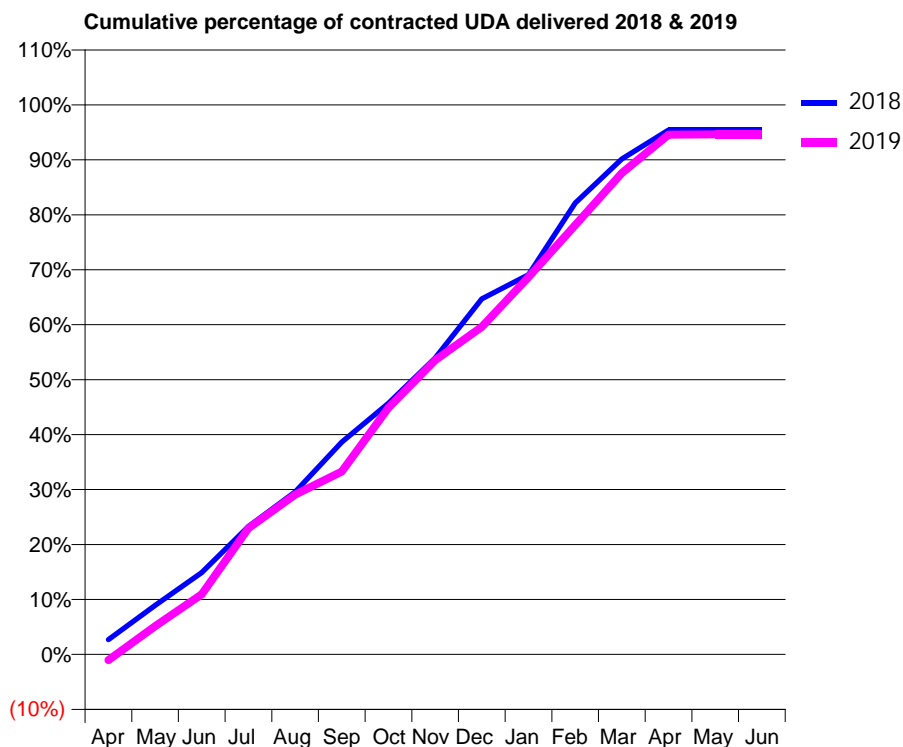
18/19 Contracted general activity (UDA)	12,620
Carry forward general activity (UDA)	577
18/19 Contracted orthodontic activity (UOA)	0
Carry forward orthodontic activity (UOA)	0
Baseline contract value	£315,922.68

### ACCESS\*

Patients seen in 24 months	Total	Change since previous quarter
Quarter ending March 2018	3,129	
Quarter ending June 2018	3,254	↑
Quarter ending September 2018	3,355	↑
Quarter ending December 2018	3,516	↑
Quarter ending March 2019	3,779	↑
<b>Variance since March 2018</b>	<b>20.8%</b>	<b>↑</b>



### ACTIVITY



Adjusted Scheduled Activity (UDA)		
Month	2018	2019
April	340	-133
May	1,126	652
June	1,883	1,380
July	2,937	2,899
August	3,731	3,670
September	4,878	4,201
October	5,769	5,666
November	6,810	6,758
December	8,162	7,519
January	8,720	8,666
February	10,364	9,861
March	11,376	11,055
April	12,043	11,937
May	12,044	11,942
June	12,043	11,942

### QUALITY

	Quantity	Base Number	Contract	LHB	Wales
% of FP17s for the same patient ID Re-attending within 3 months - Children	35	643	5.4%	8.6%	10.8%
% of FP17s for the same patient ID Re-attending within 3 months - Adults	353	4,072	8.7%	15.0%	15.7%
% of FP17s for the same patient ID Re-attending between 3 & 9 months - Children	345	643	53.7%	57.7%	59.7%
% of FP17s for the same patient ID Re-attending between 3 & 9 months - Adults	2,087	4,072	51.3%	55.5%	55.5%
% of FP17s for Band 1 Urgent Courses	212	4,785	4.4%	9.2%	9.0%
% of FP17s Relating to Free Repair or Replacements	8	4,785	0.2%	0.6%	0.7%
% of FP17s Relating to Continuations	49	4,785	1.0%	0.7%	0.7%
% of Patients satisfied with the dentistry they have received	14	14	100.0%	92.9%	92.4%
% of Patients satisfied with the time they had to wait for an appointment	13	14	92.9%	88.0%	87.1%

\* This is based on patients treated on this contract for their most recent course of treatment. Figures in italics indicate the base number of FP17s or Patient Questionnaire responses are less than 100. N/A is shown where the base number of responses is less than 10 during the period. % is calculated as Quantity/Base number\*100

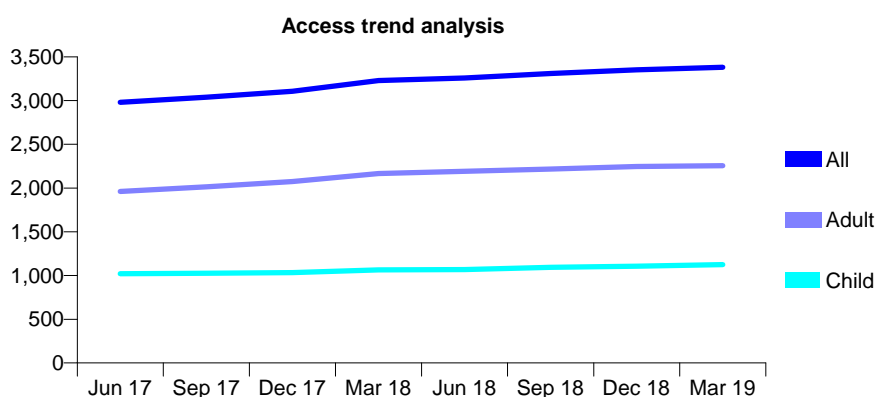
## 7A4 - Vital Signs At a Glance Contract Report for 158429/0001 - Year end March 2019

Name or company name	PD Care Limited
Contract type name	GDS Contract
Purpose of contract	General
Contract start date	01/10/2011
Contract end date	

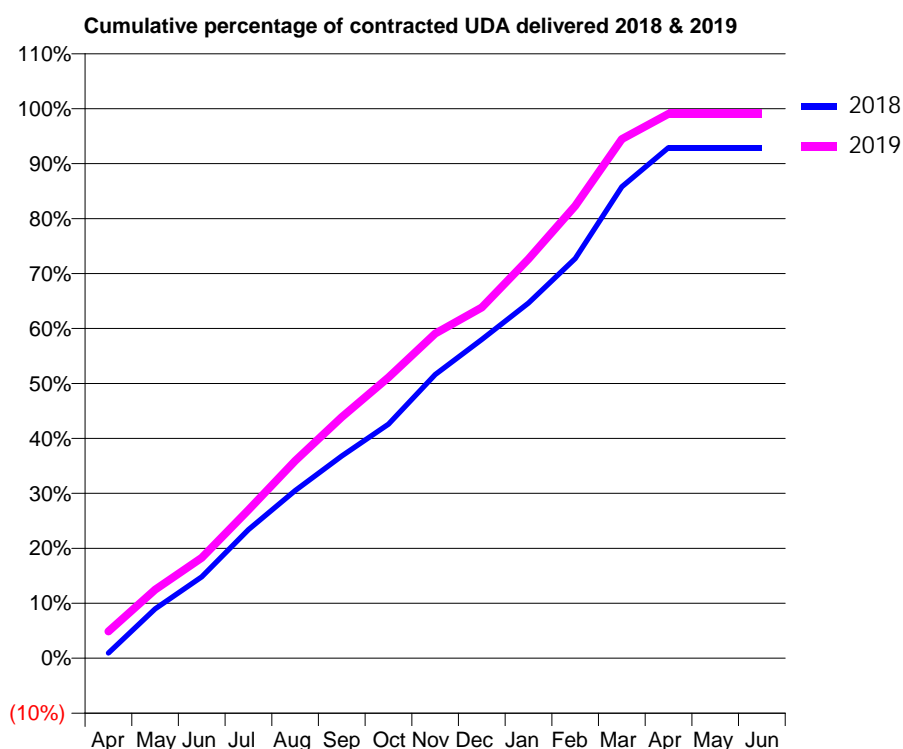
18/19 Contracted general activity (UDA)	10,160
Carry forward general activity (UDA)	0
18/19 Contracted orthodontic activity (UOA)	0
Carry forward orthodontic activity (UOA)	0
Baseline contract value	£255,205.41

### ACCESS\*

Patients seen in 24 months	Total	Change since previous quarter
Quarter ending March 2018	3,230	
Quarter ending June 2018	3,259	→
Quarter ending September 2018	3,310	→
Quarter ending December 2018	3,351	→
Quarter ending March 2019	3,381	→
<b>Variance since March 2018</b>	<b>4.7%</b>	<b>↑</b>



### ACTIVITY



Adjusted Scheduled Activity (UDA)		
Month	2018	2019
April	96	496
May	912	1,267
June	1,506	1,858
July	2,378	2,742
August	3,100	3,651
September	3,739	4,459
October	4,327	5,191
November	5,244	6,002
December	5,891	6,483
January	6,567	7,380
February	7,389	8,364
March	8,715	9,596
April	9,440	10,063
May	9,440	10,064
June	9,440	10,064

### QUALITY

	Quantity	Base Number	Contract	LHB	Wales
% of FP17s for the same patient ID Re-attending within 3 months - Children	103	1,697	6.1%	8.6%	10.8%
% of FP17s for the same patient ID Re-attending within 3 months - Adults	460	3,513	13.1%	15.0%	15.7%
% of FP17s for the same patient ID Re-attending between 3 & 9 months - Children	1,120	1,697	66.0%	57.7%	59.7%
% of FP17s for the same patient ID Re-attending between 3 & 9 months - Adults	2,238	3,513	63.7%	55.5%	55.5%
% of FP17s for Band 1 Urgent Courses	206	5,143	4.0%	9.2%	9.0%
% of FP17s Relating to Free Repair or Replacements	24	5,143	0.5%	0.6%	0.7%
% of FP17s Relating to Continuations	29	5,143	0.6%	0.7%	0.7%
% of Patients satisfied with the dentistry they have received	40	43	93.0%	92.9%	92.4%
% of Patients satisfied with the time they had to wait for an appointment	40	43	93.0%	88.0%	87.1%

\* This is based on patients treated on this contract for their most recent course of treatment.

Figures in italics indicate the base number of FP17s or Patient Questionnaire responses are less than 100. N/A is shown where the base number of responses is less than 10 during the period. % is calculated as Quantity/Base number\*100

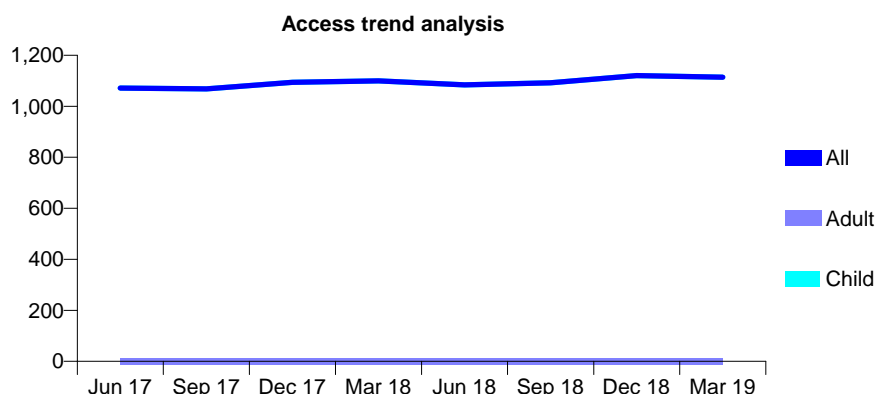
## 7A4 - Vital Signs At a Glance Contract Report for 159573/0001 - Year end March 2019

Name or company name	S M Clark Limited
Contract type name	GDS Contract
Purpose of contract	General
Contract start date	01/11/2012
Contract end date	

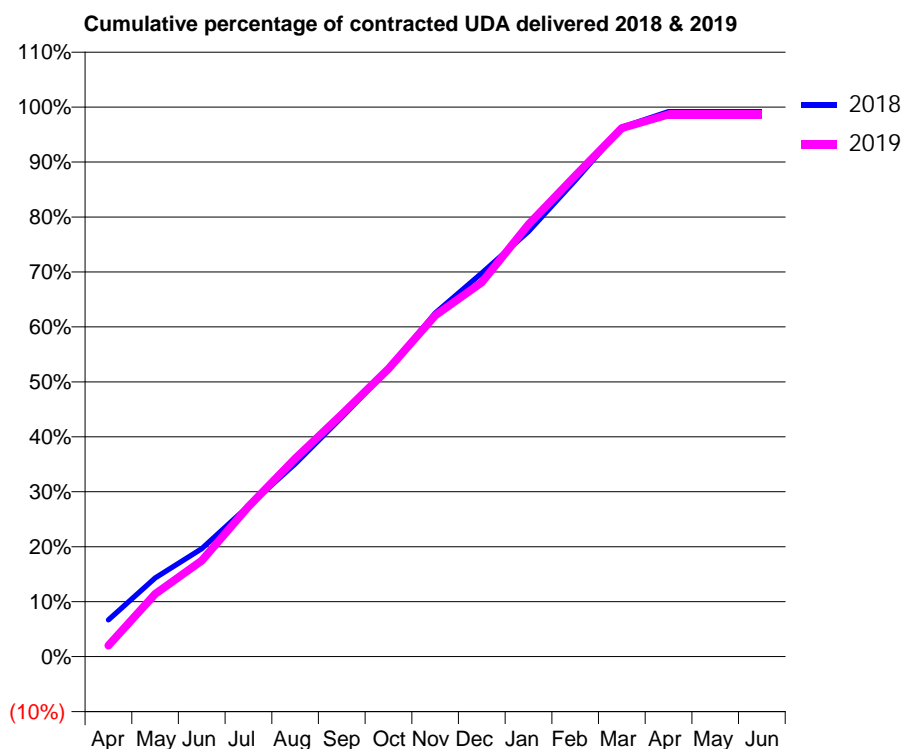
18/19 Contracted general activity (UDA)	2,315
Carry forward general activity (UDA)	19
18/19 Contracted orthodontic activity (UOA)	0
Carry forward orthodontic activity (UOA)	0
Baseline contract value	£56,410.61

### ACCESS\*

Patients seen in 24 months	Total	Change since previous quarter
Quarter ending March 2018	1,100	
Quarter ending June 2018	1,084	↓
Quarter ending September 2018	1,092	→
Quarter ending December 2018	1,120	↑
Quarter ending March 2019	1,114	→
<b>Variance since March 2018</b>	<b>1.3%</b>	<b>→</b>



### ACTIVITY



Adjusted Scheduled Activity (UDA)		
Month	2018	2019
April	155	47
May	332	264
June	455	404
July	635	632
August	812	834
September	1,008	1,020
October	1,211	1,212
November	1,447	1,437
December	1,615	1,576
January	1,790	1,820
February	2,006	2,026
March	2,230	2,227
April	2,296	2,284
May	2,296	2,284
June	2,296	2,284

### QUALITY

	Quantity	Base Number	Contract	LHB	Wales
% of FP17s for the same patient ID Re-attending within 3 months - Children	60	1,727	3.5%	8.6%	10.8%
% of FP17s for the same patient ID Re-attending within 3 months - Adults	0	0	N/A	15.0%	15.7%
% of FP17s for the same patient ID Re-attending between 3 & 9 months - Children	1,290	1,727	74.7%	57.7%	59.7%
% of FP17s for the same patient ID Re-attending between 3 & 9 months - Adults	0	0	N/A	55.5%	55.5%
% of FP17s for Band 1 Urgent Courses	4	1,716	0.2%	9.2%	9.0%
% of FP17s Relating to Free Repair or Replacements	0	1,716	0.0%	0.6%	0.7%
% of FP17s Relating to Continuations	0	1,716	0.0%	0.7%	0.7%
% of Patients satisfied with the dentistry they have received	0	0	N/A	92.9%	92.4%
% of Patients satisfied with the time they had to wait for an appointment	0	0	N/A	88.0%	87.1%

\* This is based on patients treated on this contract for their most recent course of treatment.  
 Figures in *italics* indicate the base number of FP17s or Patient Questionnaire responses are less than 100. N/A is shown where the base number of responses is less than 10 during the period. % is calculated as Quantity/Base number\*100

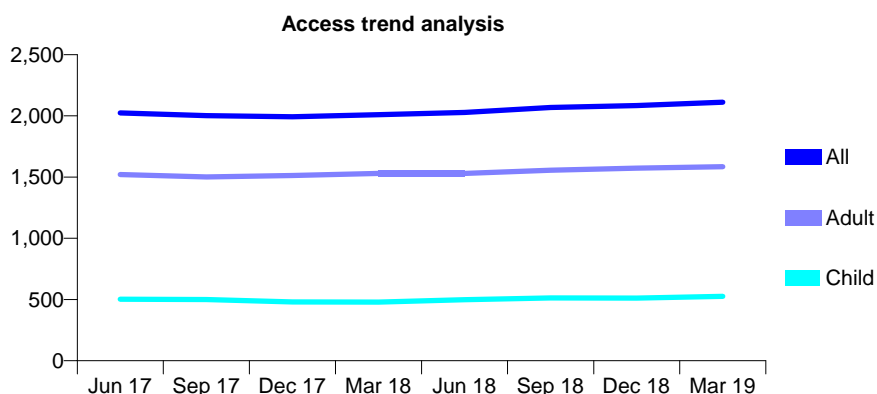
## 7A4 - Vital Signs At a Glance Contract Report for 161594/0001 - Year end March 2019

Name or company name	Advance Dental Care Ltd
Contract type name	GDS Contract
Purpose of contract	General
Contract start date	16/06/2008
Contract end date	

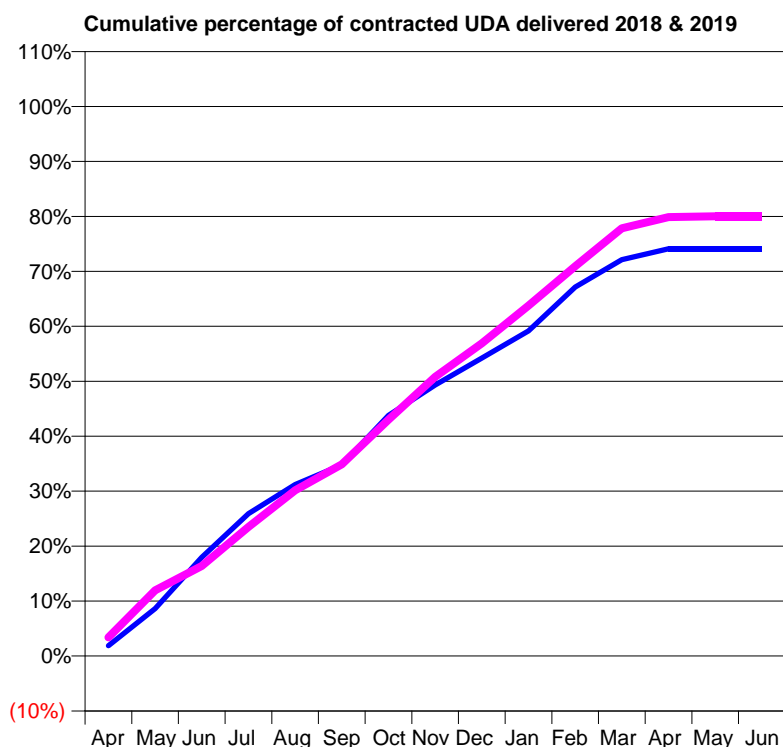
18/19 Contracted general activity (UDA)	9,600
Carry forward general activity (UDA)	0
18/19 Contracted orthodontic activity (UOA)	0
Carry forward orthodontic activity (UOA)	0
Baseline contract value	£241,769.91

### ACCESS\*

Patients seen in 24 months	Total	Change since previous quarter
Quarter ending March 2018	2,009	
Quarter ending June 2018	2,028	→
Quarter ending September 2018	2,069	↑
Quarter ending December 2018	2,084	→
Quarter ending March 2019	2,112	→
<b>Variance since March 2018</b>	<b>5.1%</b>	<b>↑</b>



### ACTIVITY



Adjusted Scheduled Activity (UDA)		
Month	2018	2019
April	198	326
May	909	1,147
June	1,887	1,574
July	2,720	2,254
August	3,277	2,895
September	3,653	3,348
October	4,597	4,129
November	5,179	4,877
December	5,691	5,462
January	6,211	6,120
February	7,050	6,809
March	7,574	7,472
April	7,780	7,669
May	7,780	7,683
June	7,780	7,683

### QUALITY

	Quantity	Base Number	Contract	LHB	Wales
% of FP17s for the same patient ID Re-attending within 3 months - Children	89	994	9.0%	8.6%	10.8%
% of FP17s for the same patient ID Re-attending within 3 months - Adults	533	3,100	17.2%	15.0%	15.7%
% of FP17s for the same patient ID Re-attending between 3 & 9 months - Children	650	994	65.4%	57.7%	59.7%
% of FP17s for the same patient ID Re-attending between 3 & 9 months - Adults	2,002	3,100	64.6%	55.5%	55.5%
% of FP17s for Band 1 Urgent Courses	312	4,136	7.5%	9.2%	9.0%
% of FP17s Relating to Free Repair or Replacements	42	4,136	1.0%	0.6%	0.7%
% of FP17s Relating to Continuations	11	4,136	0.3%	0.7%	0.7%
% of Patients satisfied with the dentistry they have received	17	18	94.4%	92.9%	92.4%
% of Patients satisfied with the time they had to wait for an appointment	17	18	94.4%	88.0%	87.1%

\* This is based on patients treated on this contract for their most recent course of treatment.

Figures in italics indicate the base number of FP17s or Patient Questionnaire responses are less than 100. N/A is shown where the base number of responses is less than 10 during the period. % is calculated as Quantity/Base number\*100

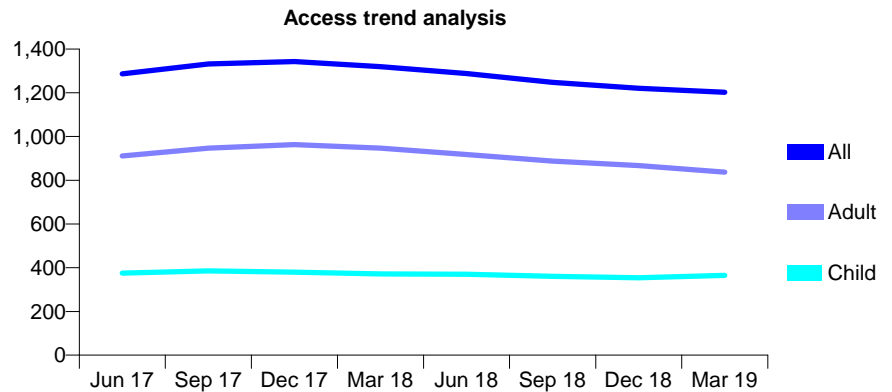
## 7A4 - Vital Signs At a Glance Contract Report for 172367/0001 - Year end March 2019

Name or company name	Greenfield Dental Care Ltd
Contract type name	Pilot Contract
Purpose of contract	General
Contract start date	01/04/2012
Contract end date	

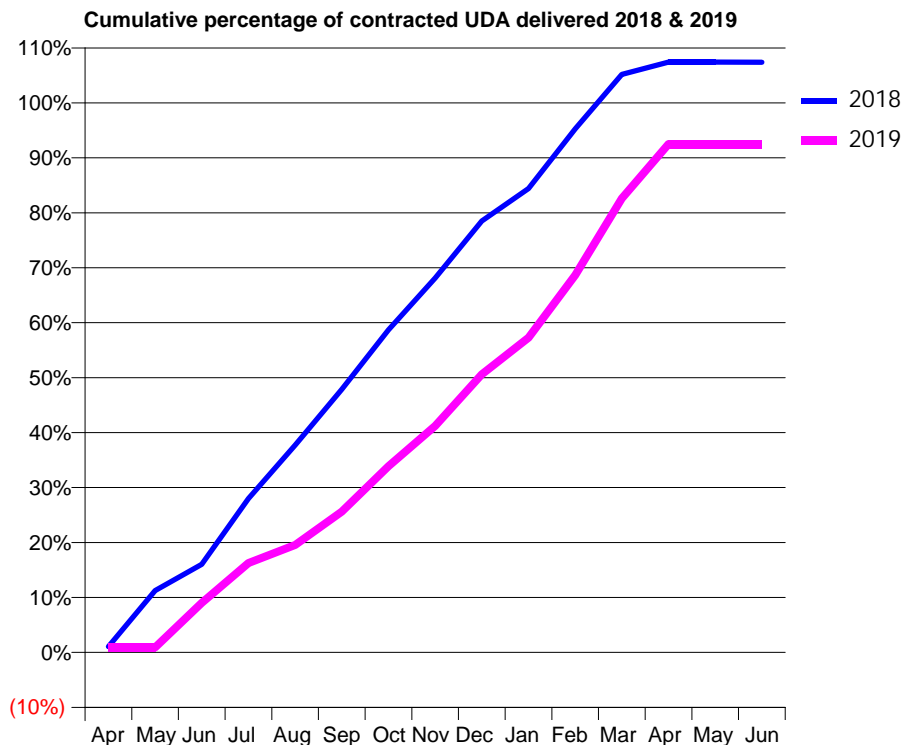
18/19 Contracted general activity (UDA)	3,182
Carry forward general activity (UDA)	-29
18/19 Contracted orthodontic activity (UOA)	0
Carry forward orthodontic activity (UOA)	0
Baseline contract value	£91,724.01

### ACCESS\*

Patients seen in 24 months	Total	Change since previous quarter
Quarter ending March 2018	1,319	
Quarter ending June 2018	1,288	↓
Quarter ending September 2018	1,248	↓
Quarter ending December 2018	1,221	↓
Quarter ending March 2019	1,202	↓
<b>Variance since March 2018</b>	<b>(8.9%)</b>	<b>↓</b>



### ACTIVITY



Adjusted Scheduled Activity (UDA)		
Month	2018	2019
April	34	29
May	358	29
June	510	287
July	890	518
August	1,200	622
September	1,523	815
October	1,867	1,078
November	2,168	1,312
December	2,498	1,611
January	2,686	1,822
February	3,031	2,185
March	3,347	2,629
April	3,418	2,944
May	3,418	2,944
June	3,417	2,944

### QUALITY

	Quantity	Base Number	Contract	LHB	Wales
% of FP17s for the same patient ID Re-attending within 3 months - Children	22	430	5.1%	8.6%	10.8%
% of FP17s for the same patient ID Re-attending within 3 months - Adults	101	912	11.1%	15.0%	15.7%
% of FP17s for the same patient ID Re-attending between 3 & 9 months - Children	180	430	41.9%	57.7%	59.7%
% of FP17s for the same patient ID Re-attending between 3 & 9 months - Adults	409	912	44.8%	55.5%	55.5%
% of FP17s for Band 1 Urgent Courses	84	1,440	5.8%	9.2%	9.0%
% of FP17s Relating to Free Repair or Replacements	2	1,440	0.1%	0.6%	0.7%
% of FP17s Relating to Continuations	0	1,440	0.0%	0.7%	0.7%
% of Patients satisfied with the dentistry they have received	5	5	N/A	92.9%	92.4%
% of Patients satisfied with the time they had to wait for an appointment	4	5	N/A	88.0%	87.1%

\* This is based on patients treated on this contract for their most recent course of treatment. Figures in italics indicate the base number of FP17s or Patient Questionnaire responses are less than 100. N/A is shown where the base number of responses is less than 10 during the period. % is calculated as Quantity/Base number\*100

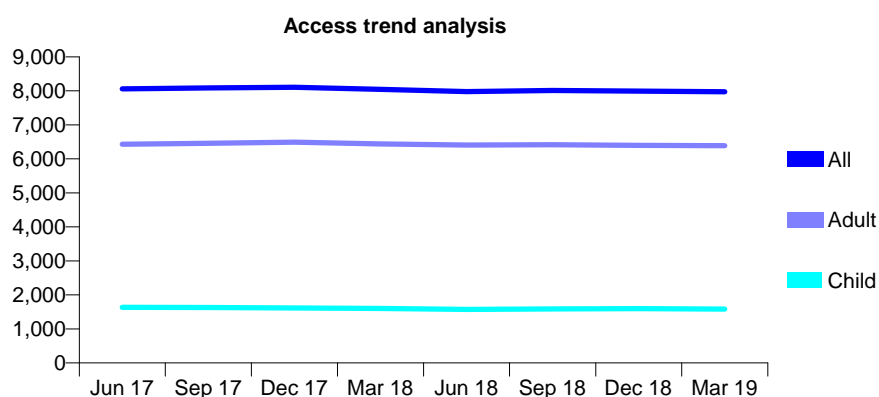
## 7A4 - Vital Signs At a Glance Contract Report for 172731/0001 - Year end March 2019

Name or company name	Six Gables Dental Practice Ltd
Contract type name	GDS Contract
Purpose of contract	General
Contract start date	01/09/2010
Contract end date	

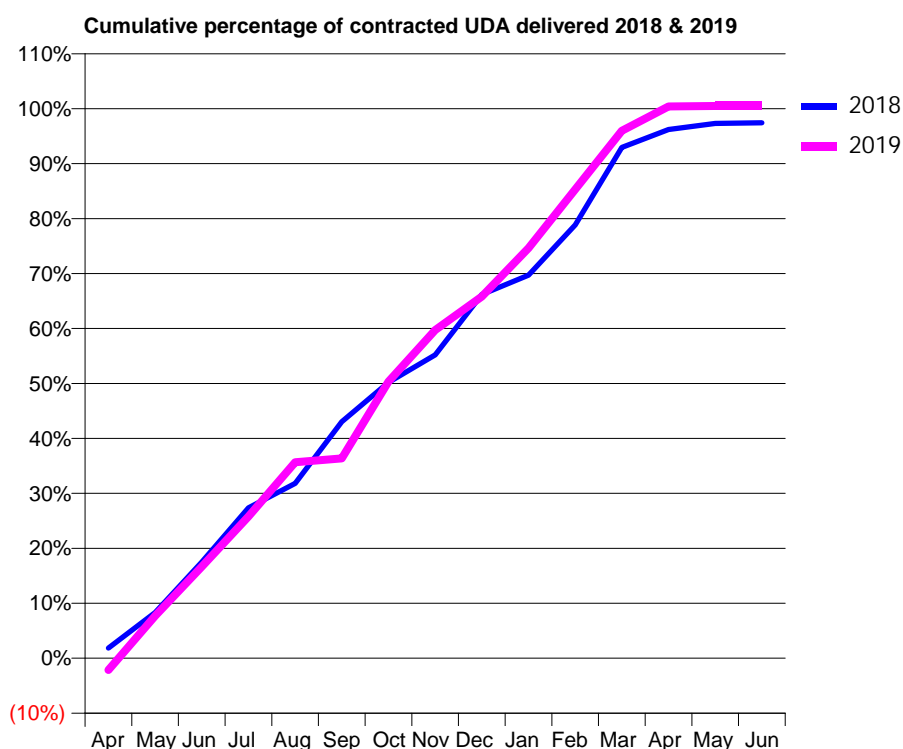
18/19 Contracted general activity (UDA)	22,715
Carry forward general activity (UDA)	587
18/19 Contracted orthodontic activity (UOA)	0
Carry forward orthodontic activity (UOA)	0
Baseline contract value	£528,635.42

### ACCESS\*

Patients seen in 24 months	Total	Change since previous quarter
Quarter ending March 2018	8,045	
Quarter ending June 2018	7,977	→
Quarter ending September 2018	8,010	→
Quarter ending December 2018	7,996	→
Quarter ending March 2019	7,973	→
<b>Variance since March 2018</b>	<b>(0.9%)</b>	→



### ACTIVITY



Adjusted Scheduled Activity (UDA)		
Month	2018	2019
April	422	-491
May	1,890	1,749
June	3,973	3,778
July	6,217	5,858
August	7,227	8,099
September	9,776	8,258
October	11,404	11,437
November	12,539	13,564
December	15,036	14,946
January	15,834	16,954
February	17,912	19,376
March	21,112	21,797
April	21,851	22,807
May	22,103	22,821
June	22,128	22,821

### QUALITY

	Quantity	Base Number	Contract	LHB	Wales
% of FP17s for the same patient ID Re-attending within 3 months - Children	139	2,225	6.2%	8.6%	10.8%
% of FP17s for the same patient ID Re-attending within 3 months - Adults	1,095	9,003	12.2%	15.0%	15.7%
% of FP17s for the same patient ID Re-attending between 3 & 9 months - Children	1,156	2,225	52.0%	57.7%	59.7%
% of FP17s for the same patient ID Re-attending between 3 & 9 months - Adults	4,882	9,003	54.2%	55.5%	55.5%
% of FP17s for Band 1 Urgent Courses	311	11,260	2.8%	9.2%	9.0%
% of FP17s Relating to Free Repair or Replacements	56	11,260	0.5%	0.6%	0.7%
% of FP17s Relating to Continuations	59	11,260	0.5%	0.7%	0.7%
% of Patients satisfied with the dentistry they have received	17	19	89.5%	92.9%	92.4%
% of Patients satisfied with the time they had to wait for an appointment	14	19	73.7%	88.0%	87.1%

\* This is based on patients treated on this contract for their most recent course of treatment. Figures in italics indicate the base number of FP17s or Patient Questionnaire responses are less than 100. N/A is shown where the base number of responses is less than 10 during the period. % is calculated as Quantity/Base number\*100



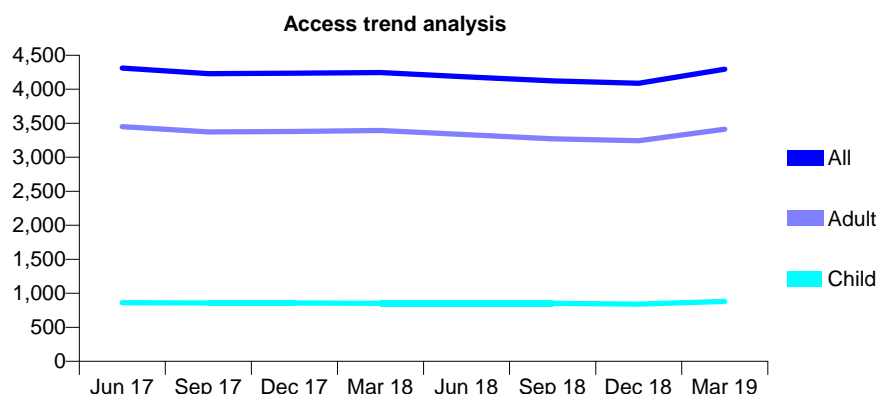
## 7A4 - Vital Signs At a Glance Contract Report for 174688/0001 - Year end March 2019

Name or company name	Kevin Gracias & Amir Koochek
Contract type name	GDS Contract
Purpose of contract	General
Contract start date	01/04/2013
Contract end date	

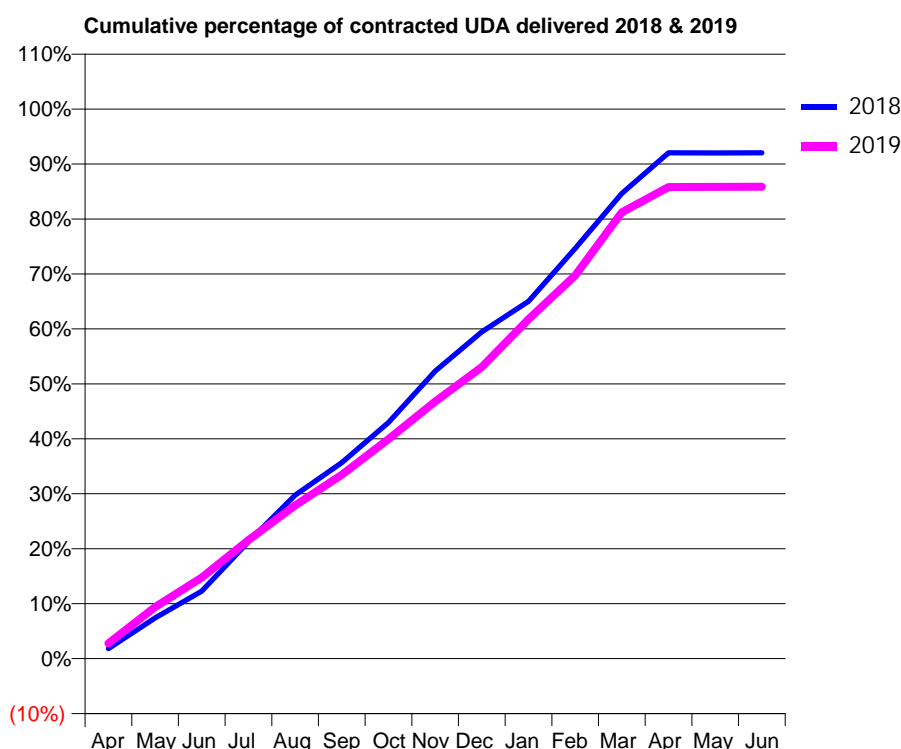
18/19 Contracted general activity (UDA)	14,750
Carry forward general activity (UDA)	0
18/19 Contracted orthodontic activity (UOA)	0
Carry forward orthodontic activity (UOA)	0
Baseline contract value	£372,505.68

### ACCESS\*

Patients seen in 24 months	Total	Change since previous quarter
Quarter ending March 2018	4,247	
Quarter ending June 2018	4,184	↓
Quarter ending September 2018	4,124	↓
Quarter ending December 2018	4,087	→
Quarter ending March 2019	4,295	↑
<b>Variance since March 2018</b>	<b>1.1%</b>	<b>→</b>



### ACTIVITY



Adjusted Scheduled Activity (UDA)		
Month	2018	2019
April	271	409
May	1,094	1,386
June	1,815	2,174
July	3,136	3,181
August	4,387	4,114
September	5,261	4,933
October	6,338	5,895
November	7,717	6,903
December	8,771	7,825
January	9,591	9,106
February	11,010	10,284
March	12,481	11,977
April	13,576	12,660
May	13,573	12,663
June	13,576	12,664

### QUALITY

	Quantity	Base Number	Contract	LHB	Wales
% of FP17s for the same patient ID Re-attending within 3 months - Children	53	1,071	4.9%	8.6%	10.8%
% of FP17s for the same patient ID Re-attending within 3 months - Adults	450	4,143	10.9%	15.0%	15.7%
% of FP17s for the same patient ID Re-attending between 3 & 9 months - Children	547	1,071	51.1%	57.7%	59.7%
% of FP17s for the same patient ID Re-attending between 3 & 9 months - Adults	1,982	4,143	47.8%	55.5%	55.5%
% of FP17s for Band 1 Urgent Courses	265	5,190	5.1%	9.2%	9.0%
% of FP17s Relating to Free Repair or Replacements	41	5,190	0.8%	0.6%	0.7%
% of FP17s Relating to Continuations	33	5,190	0.6%	0.7%	0.7%
% of Patients satisfied with the dentistry they have received	8	8	N/A	92.9%	92.4%
% of Patients satisfied with the time they had to wait for an appointment	7	8	N/A	88.0%	87.1%

\* This is based on patients treated on this contract for their most recent course of treatment.  
 Figures in *italics* indicate the base number of FP17s or Patient Questionnaire responses are less than 100. N/A is shown where the base number of responses is less than 10 during the period. % is calculated as Quantity/Base number\*100

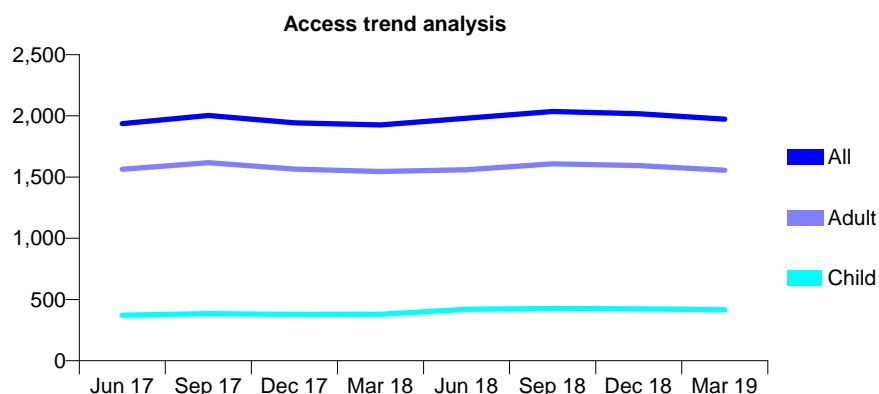
## 7A4 - Vital Signs At a Glance Contract Report for 182850/0001 - Year end March 2019

Name or company name	M A Hill & S T Hill Ltd
Contract type name	GDS Contract
Purpose of contract	General
Contract start date	01/05/2011
Contract end date	

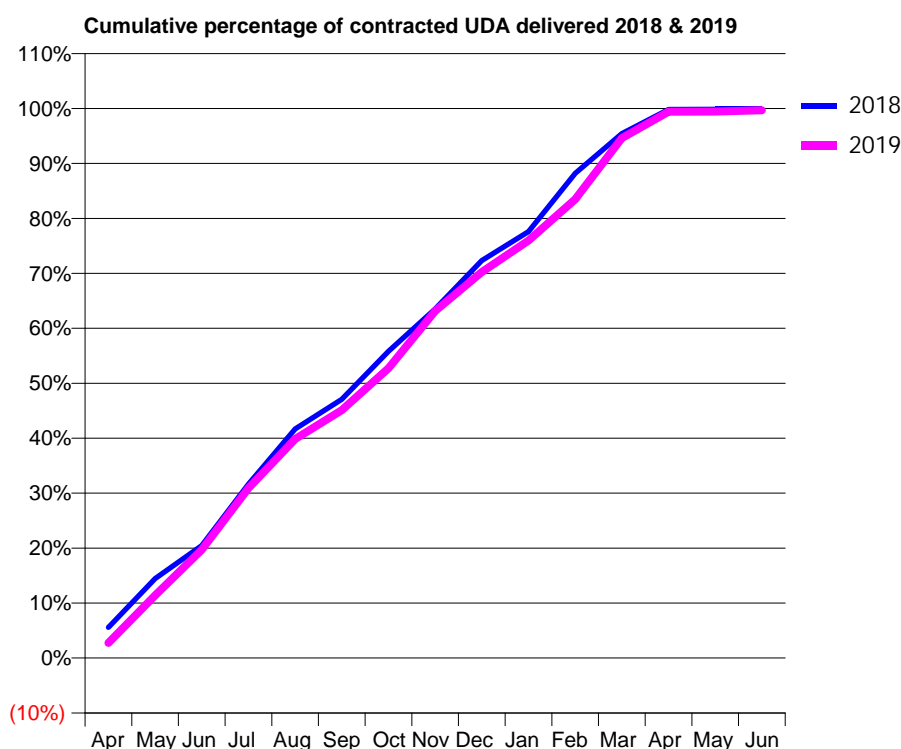
18/19 Contracted general activity (UDA)	6,721
Carry forward general activity (UDA)	10
18/19 Contracted orthodontic activity (UOA)	0
Carry forward orthodontic activity (UOA)	0
Baseline contract value	£122,687.68

### ACCESS\*

Patients seen in 24 months	Total	Change since previous quarter
Quarter ending March 2018	1,926	
Quarter ending June 2018	1,981	↑
Quarter ending September 2018	2,035	↑
Quarter ending December 2018	2,018	→
Quarter ending March 2019	1,973	↓
<b>Variance since March 2018</b>	<b>2.4%</b>	<b>↑</b>



### ACTIVITY



Adjusted Scheduled Activity (UDA)		
Month	2018	2019
April	375	185
May	973	767
June	1,376	1,325
July	2,126	2,077
August	2,801	2,678
September	3,164	3,030
October	3,751	3,544
November	4,270	4,245
December	4,862	4,719
January	5,215	5,105
February	5,927	5,611
March	6,413	6,358
April	6,709	6,682
May	6,710	6,683
June	6,711	6,700

### QUALITY

	Quantity	Base Number	Contract	LHB	Wales
% of FP17s for the same patient ID Re-attending within 3 months - Children	80	689	11.6%	8.6%	10.8%
% of FP17s for the same patient ID Re-attending within 3 months - Adults	702	2,706	25.9%	15.0%	15.7%
% of FP17s for the same patient ID Re-attending between 3 & 9 months - Children	404	689	58.6%	57.7%	59.7%
% of FP17s for the same patient ID Re-attending between 3 & 9 months - Adults	1,348	2,706	49.8%	55.5%	55.5%
% of FP17s for Band 1 Urgent Courses	432	3,418	12.6%	9.2%	9.0%
% of FP17s Relating to Free Repair or Replacements	32	3,418	0.9%	0.6%	0.7%
% of FP17s Relating to Continuations	16	3,418	0.5%	0.7%	0.7%
% of Patients satisfied with the dentistry they have received	6	6	N/A	92.9%	92.4%
% of Patients satisfied with the time they had to wait for an appointment	5	6	N/A	88.0%	87.1%

\* This is based on patients treated on this contract for their most recent course of treatment.

Figures in italics indicate the base number of FP17s or Patient Questionnaire responses are less than 100. N/A is shown where the base number of responses is less than 10 during the period. % is calculated as Quantity/Base number\*100

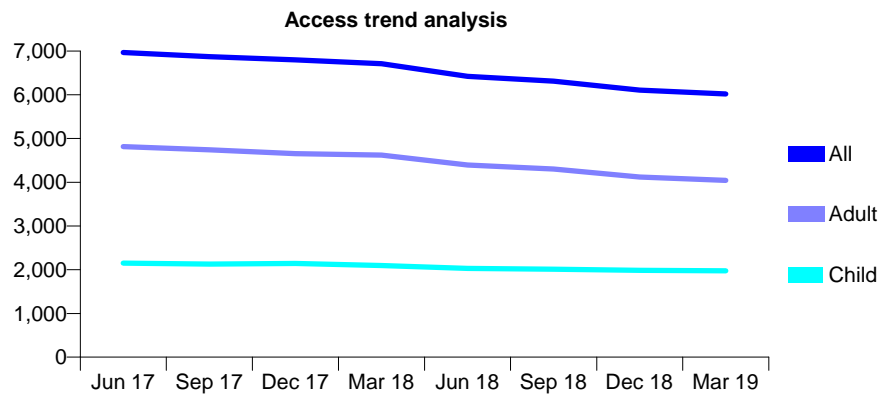
## 7A4 - Vital Signs At a Glance Contract Report for 190195/0016 - Year end March 2019

Name or company name	Xeon Smiles UK Ltd
Contract type name	GDS Contract
Purpose of contract	General
Contract start date	01/04/2012
Contract end date	

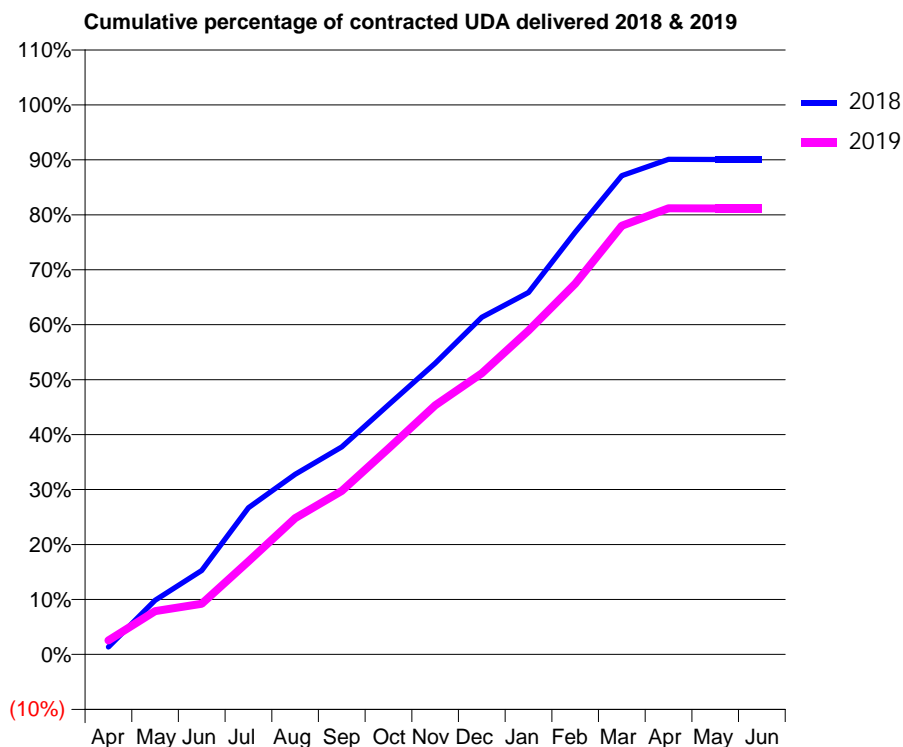
18/19 Contracted general activity (UDA)	21,605
Carry forward general activity (UDA)	0
18/19 Contracted orthodontic activity (UOA)	0
Carry forward orthodontic activity (UOA)	0
Baseline contract value	£546,954.86

### ACCESS\*

Patients seen in 24 months	Total	Change since previous quarter
Quarter ending March 2018	6,713	
Quarter ending June 2018	6,423	↓
Quarter ending September 2018	6,312	↓
Quarter ending December 2018	6,107	↓
Quarter ending March 2019	6,018	↓
<b>Variance since March 2018</b>	<b>(10.4%)</b>	<b>↓</b>



### ACTIVITY



Adjusted Scheduled Activity (UDA)		
Month	2018	2019
April	291	555
May	2,129	1,702
June	3,298	1,993
July	5,772	3,658
August	7,079	5,353
September	8,155	6,431
October	9,814	8,096
November	11,447	9,798
December	13,256	11,052
January	14,233	12,734
February	16,601	14,579
March	18,825	16,853
April	19,463	17,542
May	19,458	17,534
June	19,457	17,534

### QUALITY

	Quantity	Base Number	Contract	LHB	Wales
% of FP17s for the same patient ID Re-attending within 3 months - Children	171	2,764	6.2%	8.6%	10.8%
% of FP17s for the same patient ID Re-attending within 3 months - Adults	552	4,696	11.8%	15.0%	15.7%
% of FP17s for the same patient ID Re-attending between 3 & 9 months - Children	1,646	2,764	59.6%	57.7%	59.7%
% of FP17s for the same patient ID Re-attending between 3 & 9 months - Adults	2,292	4,696	48.8%	55.5%	55.5%
% of FP17s for Band 1 Urgent Courses	566	7,464	7.6%	9.2%	9.0%
% of FP17s Relating to Free Repair or Replacements	82	7,464	1.1%	0.6%	0.7%
% of FP17s Relating to Continuations	7	7,464	0.1%	0.7%	0.7%
% of Patients satisfied with the dentistry they have received	10	10	100.0%	92.9%	92.4%
% of Patients satisfied with the time they had to wait for an appointment	7	10	70.0%	88.0%	87.1%

\* This is based on patients treated on this contract for their most recent course of treatment. Figures in italics indicate the base number of FP17s or Patient Questionnaire responses are less than 100. N/A is shown where the base number of responses is less than 10 during the period. % is calculated as Quantity/Base number\*100

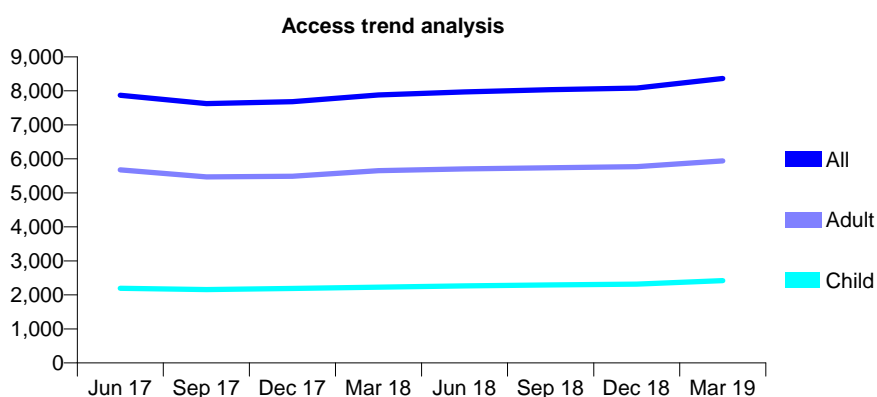
## 7A4 - Vital Signs At a Glance Contract Report for 190195/0017 - Year end March 2019

Name or company name	Xeon Smiles UK Ltd
Contract type name	GDS Contract
Purpose of contract	General and Orthodontic
Contract start date	01/04/2012
Contract end date	

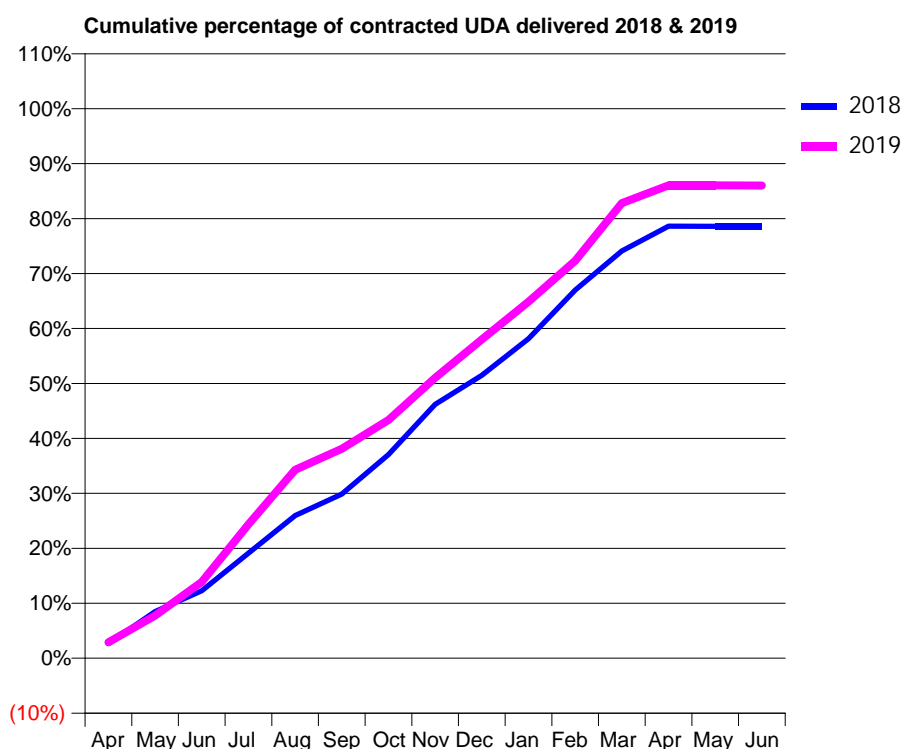
18/19 Contracted general activity (UDA)	31,000
Carry forward general activity (UDA)	0
18/19 Contracted orthodontic activity (UOA)	851
Carry forward orthodontic activity (UOA)	-31
Baseline contract value	£830,338.39

### ACCESS\*

Patients seen in 24 months	Total	Change since previous quarter
Quarter ending March 2018	7,880	
Quarter ending June 2018	7,970	→
Quarter ending September 2018	8,039	→
Quarter ending December 2018	8,084	→
Quarter ending March 2019	8,363	↑
<b>Variance since March 2018</b>	<b>6.1%</b>	<b>↑</b>



### ACTIVITY



Adjusted Scheduled Activity (UDA)		
Month	2018	2019
April	833	898
May	2,632	2,413
June	3,813	4,301
July	5,935	7,555
August	8,054	10,637
September	9,259	11,818
October	11,490	13,438
November	14,322	15,823
December	15,963	17,976
January	18,021	20,112
February	20,765	22,419
March	22,968	25,669
April	24,369	26,675
May	24,361	26,671
June	24,361	26,665

### QUALITY

	Quantity	Base Number	Contract	LHB	Wales
% of FP17s for the same patient ID Re-attending within 3 months - Children	191	3,393	5.6%	8.6%	10.8%
% of FP17s for the same patient ID Re-attending within 3 months - Adults	871	7,990	10.9%	15.0%	15.7%
% of FP17s for the same patient ID Re-attending between 3 & 9 months - Children	1,961	3,393	57.8%	57.7%	59.7%
% of FP17s for the same patient ID Re-attending between 3 & 9 months - Adults	4,472	7,990	56.0%	55.5%	55.5%
% of FP17s for Band 1 Urgent Courses	725	11,279	6.4%	9.2%	9.0%
% of FP17s Relating to Free Repair or Replacements	70	11,279	0.6%	0.6%	0.7%
% of FP17s Relating to Continuations	19	11,279	0.2%	0.7%	0.7%
% of Patients satisfied with the dentistry they have received	31	37	83.8%	92.9%	92.4%
% of Patients satisfied with the time they had to wait for an appointment	28	37	75.7%	88.0%	87.1%

\* This is based on patients treated on this contract for their most recent course of treatment. Figures in italics indicate the base number of FP17s or Patient Questionnaire responses are less than 100. N/A is shown where the base number of responses is less than 10 during the period. % is calculated as Quantity/Base number\*100

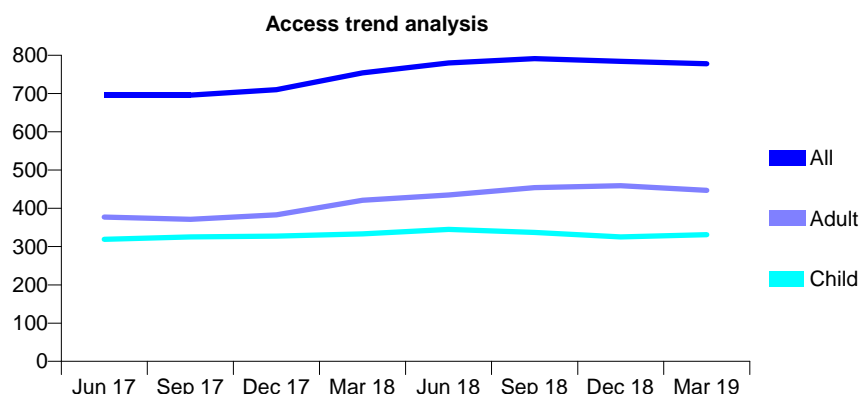
## 7A4 - Vital Signs At a Glance Contract Report for 190225/0001 - Year end March 2019

Name or company name	Bay House Dental Practice Ltd
Contract type name	GDS Contract
Purpose of contract	General and Orthodontic
Contract start date	01/04/2011
Contract end date	

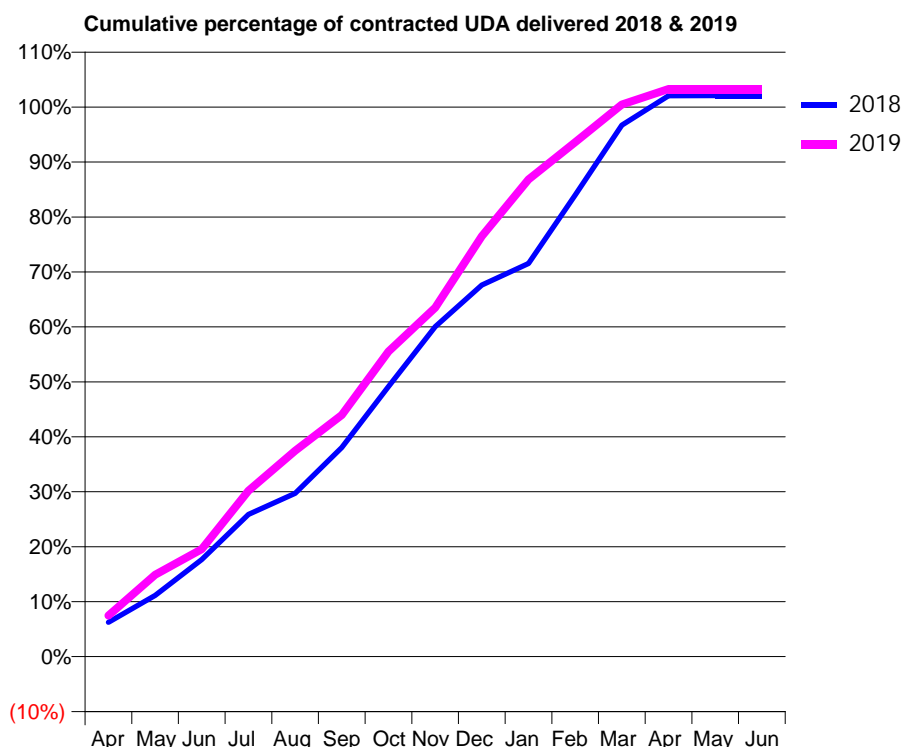
18/19 Contracted general activity (UDA)	2,544
Carry forward general activity (UDA)	-53
18/19 Contracted orthodontic activity (UOA)	450
Carry forward orthodontic activity (UOA)	0
Baseline contract value	£106,697.26

### ACCESS\*

Patients seen in 24 months	Total	Change since previous quarter
Quarter ending March 2018	754	
Quarter ending June 2018	780	↑
Quarter ending September 2018	791	→
Quarter ending December 2018	784	→
Quarter ending March 2019	778	→
<b>Variance since March 2018</b>	<b>3.2%</b>	<b>↑</b>



### ACTIVITY



Adjusted Scheduled Activity (UDA)		
Month	2018	2019
April	159	190
May	284	379
June	449	498
July	658	768
August	756	953
September	968	1,118
October	1,250	1,412
November	1,528	1,616
December	1,720	1,946
January	1,820	2,209
February	2,137	2,382
March	2,460	2,556
April	2,596	2,628
May	2,597	2,628
June	2,597	2,628

### QUALITY

	Quantity	Base Number	Contract	LHB	Wales
% of FP17s for the same patient ID Re-attending within 3 months - Children	60	613	9.8%	8.6%	10.8%
% of FP17s for the same patient ID Re-attending within 3 months - Adults	137	726	18.9%	15.0%	15.7%
% of FP17s for the same patient ID Re-attending between 3 & 9 months - Children	382	613	62.3%	57.7%	59.7%
% of FP17s for the same patient ID Re-attending between 3 & 9 months - Adults	465	726	64.0%	55.5%	55.5%
% of FP17s for Band 1 Urgent Courses	121	1,246	9.7%	9.2%	9.0%
% of FP17s Relating to Free Repair or Replacements	0	1,246	0.0%	0.6%	0.7%
% of FP17s Relating to Continuations	12	1,246	1.0%	0.7%	0.7%
% of Patients satisfied with the dentistry they have received	1	1	N/A	92.9%	92.4%
% of Patients satisfied with the time they had to wait for an appointment	1	1	N/A	88.0%	87.1%

\* This is based on patients treated on this contract for their most recent course of treatment.  
 Figures in *italics* indicate the base number of FP17s or Patient Questionnaire responses are less than 100. N/A is shown where the base number of responses is less than 10 during the period. % is calculated as Quantity/Base number\*100

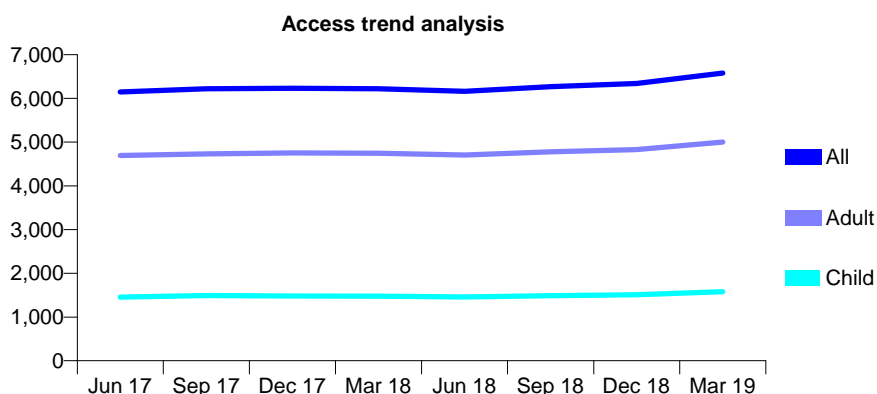
## 7A4 - Vital Signs At a Glance Contract Report for 191841/0001 - Year end March 2019

Name or company name	RWH Limited
Contract type name	GDS Contract
Purpose of contract	General
Contract start date	01/04/2011
Contract end date	

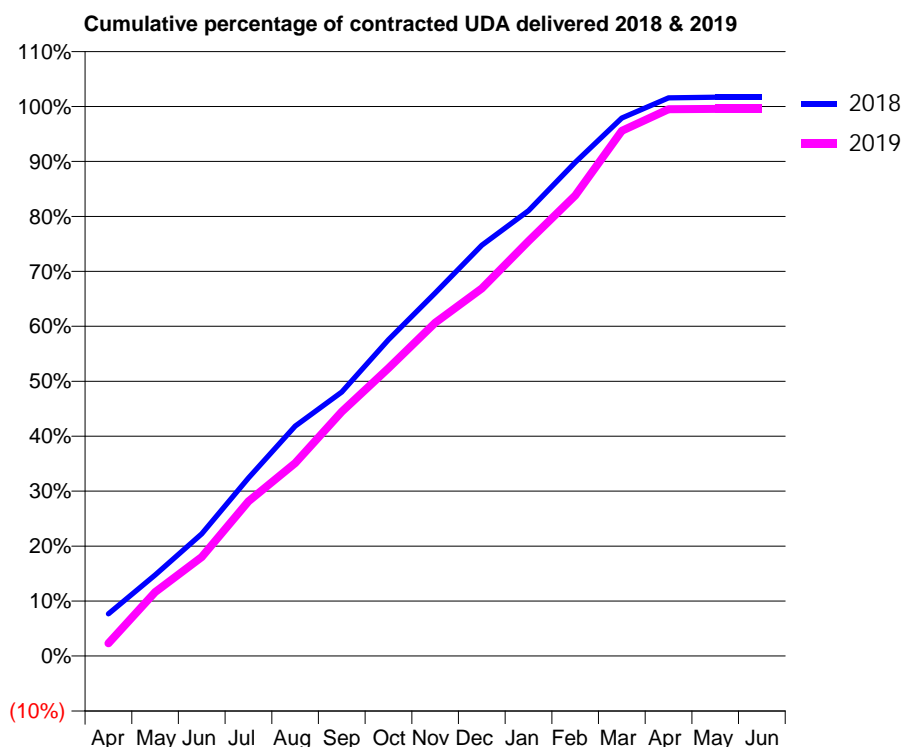
18/19 Contracted general activity (UDA)	20,936
Carry forward general activity (UDA)	-354
18/19 Contracted orthodontic activity (UOA)	0
Carry forward orthodontic activity (UOA)	0
Baseline contract value	£528,691.14

### ACCESS\*

Patients seen in 24 months	Total	Change since previous quarter
Quarter ending March 2018	6,222	
Quarter ending June 2018	6,162	→
Quarter ending September 2018	6,267	→
Quarter ending December 2018	6,339	→
Quarter ending March 2019	6,579	↑
<b>Variance since March 2018</b>	<b>5.7%</b>	<b>↑</b>



### ACTIVITY



Adjusted Scheduled Activity (UDA)		
Month	2018	2019
April	1,610	484
May	3,086	2,438
June	4,655	3,771
July	6,787	5,891
August	8,755	7,349
September	10,057	9,311
October	12,049	10,968
November	13,831	12,697
December	15,651	14,000
January	16,966	15,809
February	18,807	17,545
March	20,497	20,003
April	21,263	20,834
May	21,288	20,845
June	21,290	20,842

### QUALITY

	Quantity	Base Number	Contract	LHB	Wales
% of FP17s for the same patient ID Re-attending within 3 months - Children	152	2,428	6.3%	8.6%	10.8%
% of FP17s for the same patient ID Re-attending within 3 months - Adults	1,341	8,653	15.5%	15.0%	15.7%
% of FP17s for the same patient ID Re-attending between 3 & 9 months - Children	1,456	2,428	60.0%	57.7%	59.7%
% of FP17s for the same patient ID Re-attending between 3 & 9 months - Adults	5,312	8,653	61.4%	55.5%	55.5%
% of FP17s for Band 1 Urgent Courses	865	11,088	7.8%	9.2%	9.0%
% of FP17s Relating to Free Repair or Replacements	107	11,088	1.0%	0.6%	0.7%
% of FP17s Relating to Continuations	21	11,088	0.2%	0.7%	0.7%
% of Patients satisfied with the dentistry they have received	18	21	85.7%	92.9%	92.4%
% of Patients satisfied with the time they had to wait for an appointment	17	21	81.0%	88.0%	87.1%

\* This is based on patients treated on this contract for their most recent course of treatment.

Figures in italics indicate the base number of FP17s or Patient Questionnaire responses are less than 100. N/A is shown where the base number of responses is less than 10 during the period. % is calculated as Quantity/Base number\*100

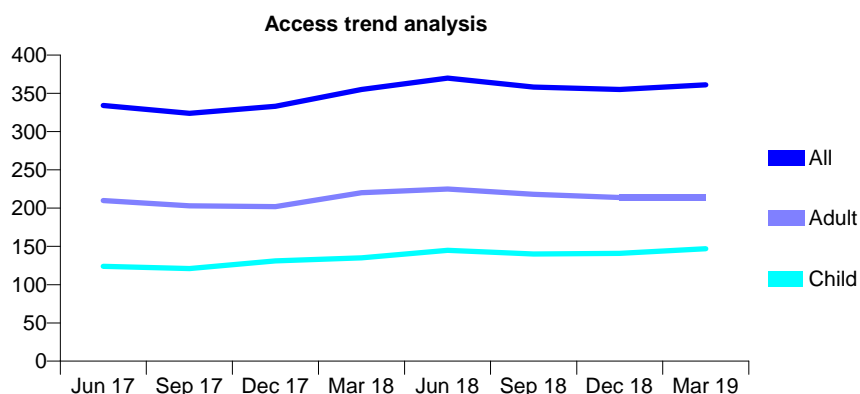
## 7A4 - Vital Signs At a Glance Contract Report for 195359/0001 - Year end March 2019

Name or company name	Rebecca Close & David Edward Webster
Contract type name	GDS Contract
Purpose of contract	General
Contract start date	01/08/2013
Contract end date	

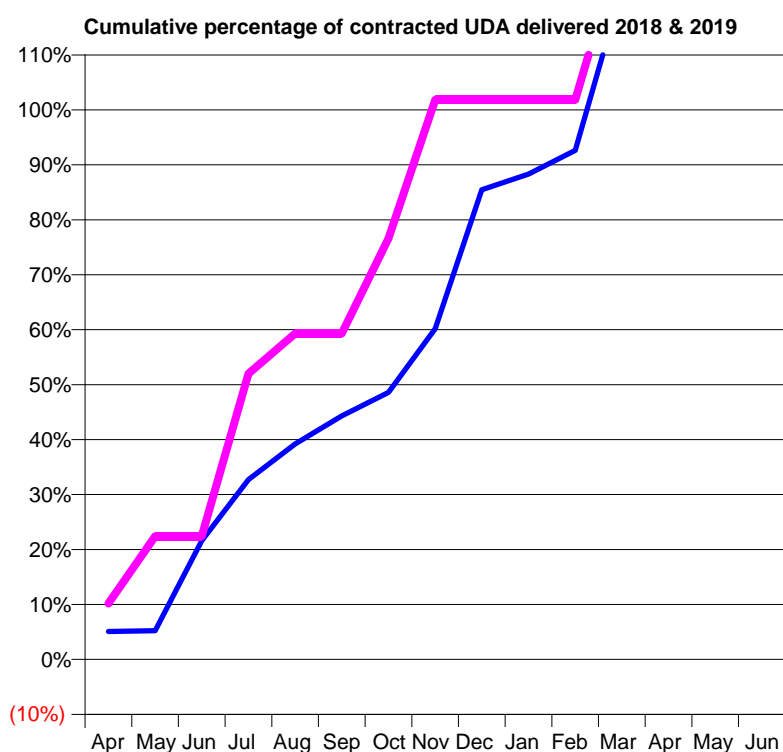
18/19 Contracted general activity (UDA)	630
Carry forward general activity (UDA)	-32
18/19 Contracted orthodontic activity (UOA)	0
Carry forward orthodontic activity (UOA)	0
Baseline contract value	£16,793.48

### ACCESS\*

Patients seen in 24 months	Total	Change since previous quarter
Quarter ending March 2018	355	
Quarter ending June 2018	370	↑
Quarter ending September 2018	358	↓
Quarter ending December 2018	355	→
Quarter ending March 2019	361	→
<b>Variance since March 2018</b>	<b>1.7%</b>	<b>→</b>



### ACTIVITY



Adjusted Scheduled Activity (UDA)		
Month	2018	2019
April	32	64
May	33	141
June	136	141
July	206	328
August	247	374
September	279	374
October	306	483
November	379	642
December	538	642
January	556	642
February	583	642
March	768	821
April	842	837
May	842	837
June	845	837

### QUALITY

	Quantity	Base Number	Contract	LHB	Wales
% of FP17s for the same patient ID Re-attending within 3 months - Children	27	232	11.6%	8.6%	10.8%
% of FP17s for the same patient ID Re-attending within 3 months - Adults	38	292	13.0%	15.0%	15.7%
% of FP17s for the same patient ID Re-attending between 3 & 9 months - Children	131	232	56.5%	57.7%	59.7%
% of FP17s for the same patient ID Re-attending between 3 & 9 months - Adults	175	292	59.9%	55.5%	55.5%
% of FP17s for Band 1 Urgent Courses	4	492	0.8%	9.2%	9.0%
% of FP17s Relating to Free Repair or Replacements	0	492	0.0%	0.6%	0.7%
% of FP17s Relating to Continuations	1	492	0.2%	0.7%	0.7%
% of Patients satisfied with the dentistry they have received	3	3	N/A	92.9%	92.4%
% of Patients satisfied with the time they had to wait for an appointment	3	3	N/A	88.0%	87.1%

\* This is based on patients treated on this contract for their most recent course of treatment. Figures in italics indicate the base number of FP17s or Patient Questionnaire responses are less than 100. N/A is shown where the base number of responses is less than 10 during the period. % is calculated as Quantity/Base number\*100



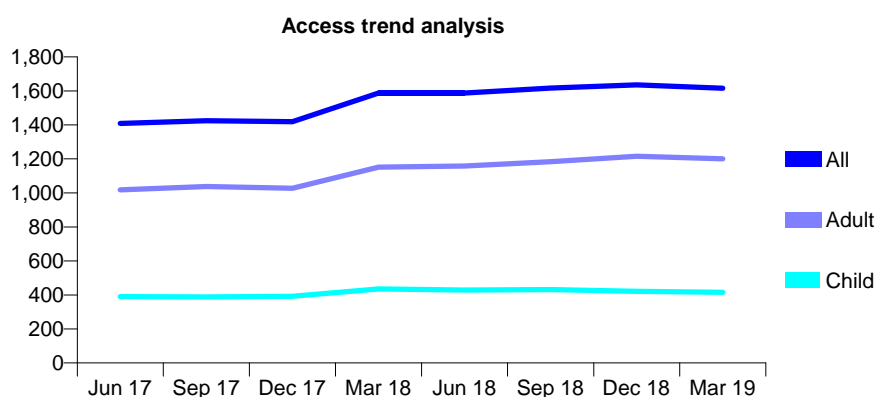
## 7A4 - Vital Signs At a Glance Contract Report for 222798/0001 - Year end March 2019

Name or company name	MR RJ CAPRON
Contract type name	GDS Contract
Purpose of contract	General
Contract start date	01/04/2006
Contract end date	

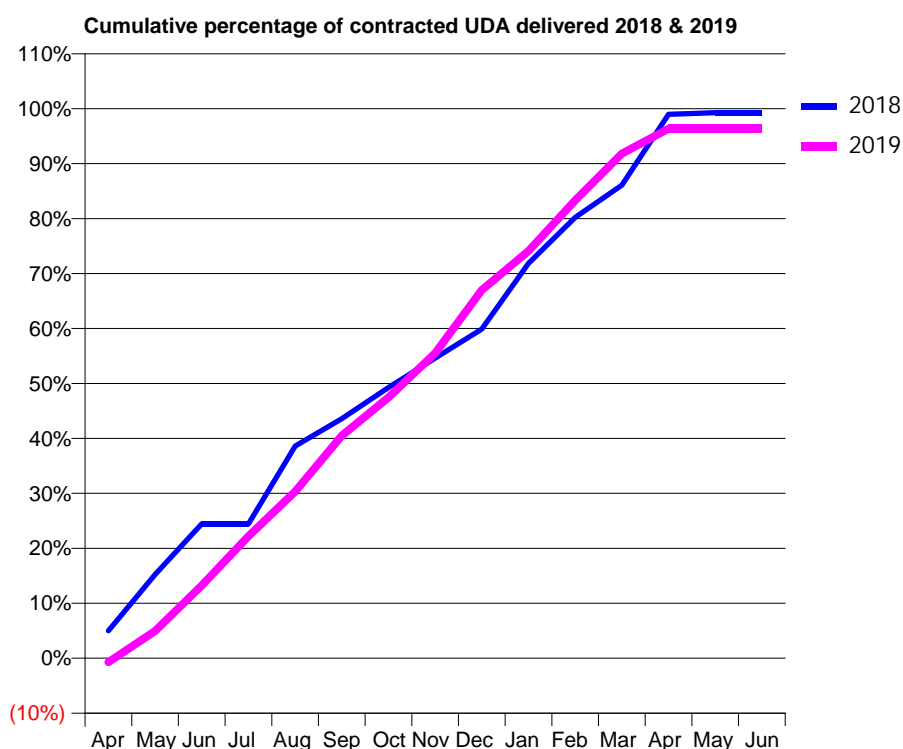
18/19 Contracted general activity (UDA)	4,839
Carry forward general activity (UDA)	36
18/19 Contracted orthodontic activity (UOA)	0
Carry forward orthodontic activity (UOA)	0
Baseline contract value	£141,574.52

### ACCESS\*

Patients seen in 24 months	Total	Change since previous quarter
Quarter ending March 2018	1,587	
Quarter ending June 2018	1,587	→
Quarter ending September 2018	1,616	→
Quarter ending December 2018	1,636	→
Quarter ending March 2019	1,615	↓
<b>Variance since March 2018</b>	<b>1.8%</b>	<b>→</b>



### ACTIVITY



Adjusted Scheduled Activity (UDA)		
Month	2018	2019
April	242	-36
May	738	240
June	1,183	640
July	1,183	1,075
August	1,867	1,468
September	2,110	1,959
October	2,384	2,297
November	2,643	2,687
December	2,899	3,241
January	3,477	3,586
February	3,881	4,032
March	4,165	4,442
April	4,789	4,662
May	4,803	4,662
June	4,803	4,662

### QUALITY

	Quantity	Base Number	Contract	LHB	Wales
% of FP17s for the same patient ID Re-attending within 3 months - Children	29	508	5.7%	8.6%	10.8%
% of FP17s for the same patient ID Re-attending within 3 months - Adults	337	1,738	19.4%	15.0%	15.7%
% of FP17s for the same patient ID Re-attending between 3 & 9 months - Children	240	508	47.2%	57.7%	59.7%
% of FP17s for the same patient ID Re-attending between 3 & 9 months - Adults	803	1,738	46.2%	55.5%	55.5%
% of FP17s for Band 1 Urgent Courses	296	2,122	13.9%	9.2%	9.0%
% of FP17s Relating to Free Repair or Replacements	0	2,122	0.0%	0.6%	0.7%
% of FP17s Relating to Continuations	17	2,122	0.8%	0.7%	0.7%
% of Patients satisfied with the dentistry they have received	0	0	N/A	92.9%	92.4%
% of Patients satisfied with the time they had to wait for an appointment	0	0	N/A	88.0%	87.1%

\* This is based on patients treated on this contract for their most recent course of treatment.

Figures in italics indicate the base number of FP17s or Patient Questionnaire responses are less than 100. N/A is shown where the base number of responses is less than 10 during the period. % is calculated as Quantity/Base number\*100

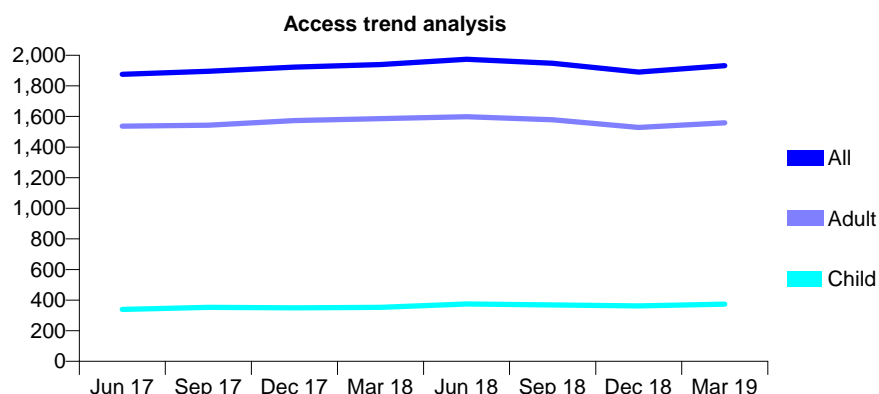
## 7A4 - Vital Signs At a Glance Contract Report for 239887/0001 - Year end March 2019

Name or company name	MISS S YEGANEH
Contract type name	GDS Contract
Purpose of contract	General
Contract start date	01/04/2006
Contract end date	

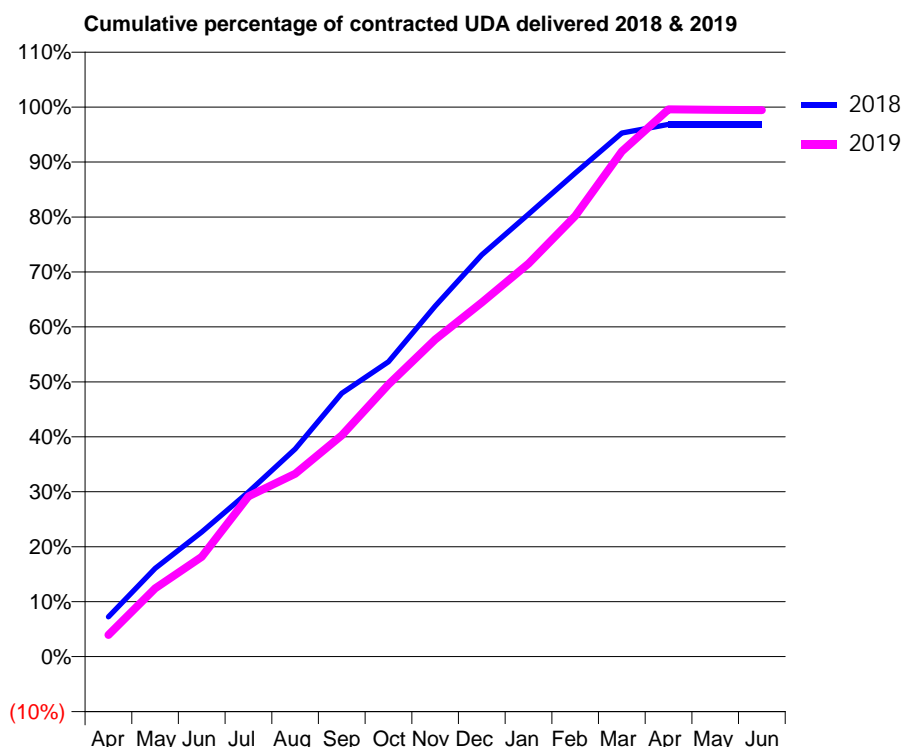
18/19 Contracted general activity (UDA)	7,705
Carry forward general activity (UDA)	243
18/19 Contracted orthodontic activity (UOA)	0
Carry forward orthodontic activity (UOA)	0
Baseline contract value	£160,200.55

### ACCESS\*

Patients seen in 24 months	Total	Change since previous quarter
Quarter ending March 2018	1,939	
Quarter ending June 2018	1,974	→
Quarter ending September 2018	1,947	↓
Quarter ending December 2018	1,890	↓
Quarter ending March 2019	1,932	↑
<b>Variance since March 2018</b>	<b>(0.4%)</b>	<b>→</b>



### ACTIVITY



Adjusted Scheduled Activity (UDA)		
Month	2018	2019
April	559	303
May	1,236	957
June	1,747	1,400
July	2,308	2,247
August	2,912	2,565
September	3,691	3,103
October	4,136	3,815
November	4,914	4,448
December	5,633	4,966
January	6,203	5,509
February	6,778	6,179
March	7,340	7,082
April	7,462	7,673
May	7,462	7,666
June	7,462	7,662

### QUALITY

	Quantity	Base Number	Contract	LHB	Wales
% of FP17s for the same patient ID Re-attending within 3 months - Children	39	693	5.6%	8.6%	10.8%
% of FP17s for the same patient ID Re-attending within 3 months - Adults	298	2,546	11.7%	15.0%	15.7%
% of FP17s for the same patient ID Re-attending between 3 & 9 months - Children	528	693	76.2%	57.7%	59.7%
% of FP17s for the same patient ID Re-attending between 3 & 9 months - Adults	1,717	2,546	67.4%	55.5%	55.5%
% of FP17s for Band 1 Urgent Courses	64	3,365	1.9%	9.2%	9.0%
% of FP17s Relating to Free Repair or Replacements	5	3,365	0.1%	0.6%	0.7%
% of FP17s Relating to Continuations	7	3,365	0.2%	0.7%	0.7%
% of Patients satisfied with the dentistry they have received	3	4	N/A	92.9%	92.4%
% of Patients satisfied with the time they had to wait for an appointment	4	4	N/A	88.0%	87.1%

\* This is based on patients treated on this contract for their most recent course of treatment.  
 Figures in *italics* indicate the base number of FP17s or Patient Questionnaire responses are less than 100. N/A is shown where the base number of responses is less than 10 during the period. % is calculated as Quantity/Base number\*100

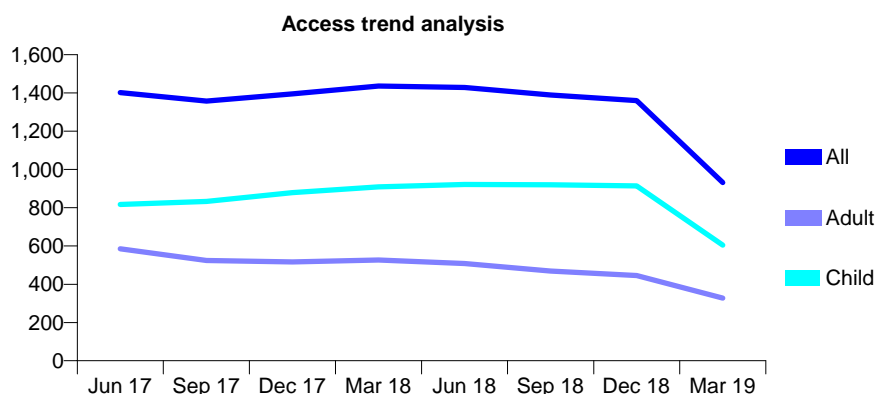
## 7A4 - Vital Signs At a Glance Contract Report for 250090/0001 - Year end March 2019

Name or company name	MR M THOMAS
Contract type name	GDS Contract
Purpose of contract	General
Contract start date	01/04/2006
Contract end date	30/11/2018

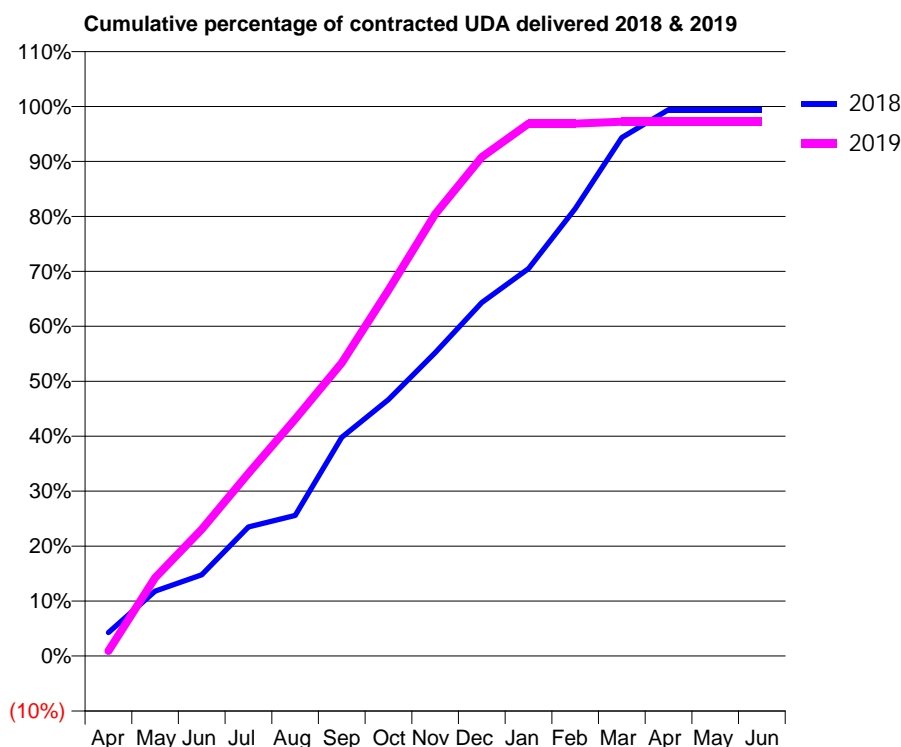
18/19 Contracted general activity (UDA)	2,679
Carry forward general activity (UDA)	24
18/19 Contracted orthodontic activity (UOA)	0
Carry forward orthodontic activity (UOA)	0
Baseline contract value	£68,350.27

### ACCESS\*

Patients seen in 24 months	Total	Change since previous quarter
Quarter ending March 2018	1,436	
Quarter ending June 2018	1,429	→
Quarter ending September 2018	1,389	↓
Quarter ending December 2018	1,360	↓
Quarter ending March 2019	932	↓
<b>Variance since March 2018</b>	<b>(35.1%)</b>	<b>↓</b>



### ACTIVITY



Adjusted Scheduled Activity (UDA)		
Month	2018	2019
April	171	24
May	474	382
June	594	618
July	944	890
August	1,028	1,155
September	1,600	1,429
October	1,875	1,784
November	2,218	2,154
December	2,584	2,432
January	2,832	2,596
February	3,270	2,596
March	3,791	2,605
April	3,994	2,605
May	3,994	2,605
June	3,994	2,605

### QUALITY

	Quantity	Base Number	Contract	LHB	Wales
% of FP17s for the same patient ID Re-attending within 3 months - Children	141	1,294	10.9%	8.6%	10.8%
% of FP17s for the same patient ID Re-attending within 3 months - Adults	98	453	21.6%	15.0%	15.7%
% of FP17s for the same patient ID Re-attending between 3 & 9 months - Children	877	1,294	67.8%	57.7%	59.7%
% of FP17s for the same patient ID Re-attending between 3 & 9 months - Adults	270	453	59.6%	55.5%	55.5%
% of FP17s for Band 1 Urgent Courses	99	1,640	6.0%	9.2%	9.0%
% of FP17s Relating to Free Repair or Replacements	3	1,640	0.2%	0.6%	0.7%
% of FP17s Relating to Continuations	2	1,640	0.1%	0.7%	0.7%
% of Patients satisfied with the dentistry they have received	6	6	N/A	92.9%	92.4%
% of Patients satisfied with the time they had to wait for an appointment	6	6	N/A	88.0%	87.1%

\* This is based on patients treated on this contract for their most recent course of treatment.

Figures in italics indicate the base number of FP17s or Patient Questionnaire responses are less than 100. N/A is shown where the base number of responses is less than 10 during the period. % is calculated as Quantity/Base number\*100

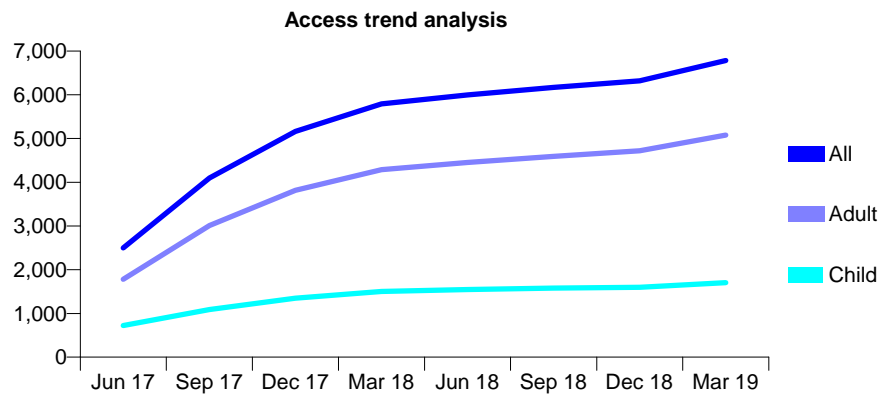
## 7A4 - Vital Signs At a Glance Contract Report for 264547/0001 - Year end March 2019

Name or company name	MISS A WICKRAMASINGHE
Contract type name	GDS Contract
Purpose of contract	General
Contract start date	01/09/2010
Contract end date	

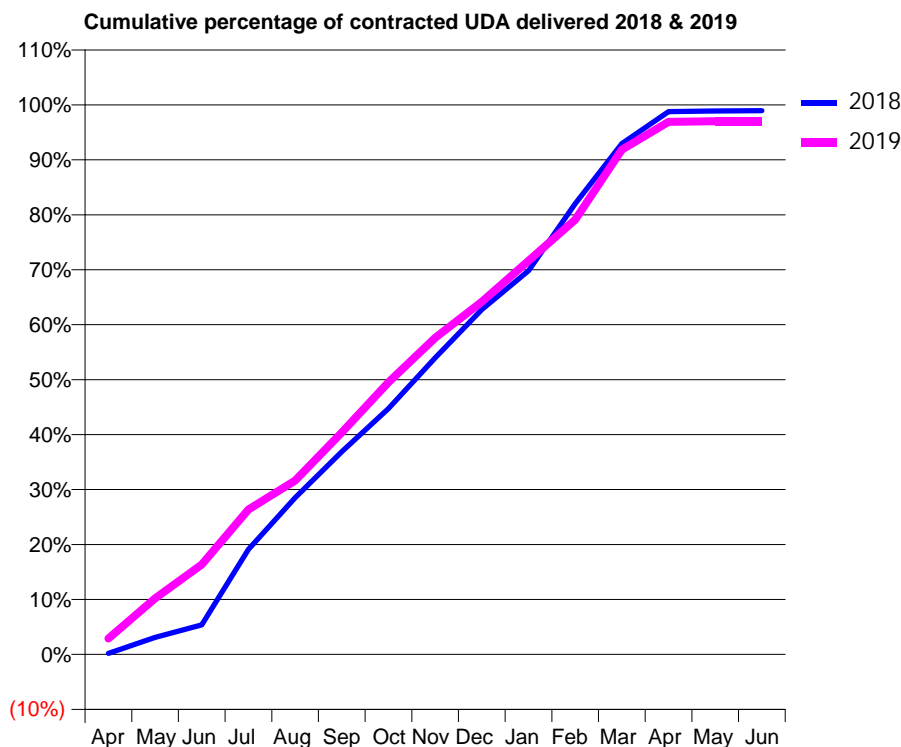
18/19 Contracted general activity (UDA)	23,125
Carry forward general activity (UDA)	218
18/19 Contracted orthodontic activity (UOA)	0
Carry forward orthodontic activity (UOA)	0
Baseline contract value	£562,518.24

### ACCESS\*

Patients seen in 24 months	Total	Change since previous quarter
Quarter ending March 2018	5,790	
Quarter ending June 2018	5,999	↑
Quarter ending September 2018	6,169	↑
Quarter ending December 2018	6,319	↑
Quarter ending March 2019	6,786	↑
<b>Variance since March 2018</b>	<b>17.2%</b>	<b>↑</b>



### ACTIVITY



Adjusted Scheduled Activity (UDA)		
Month	2018	2019
April	36	669
May	640	2,361
June	1,107	3,784
July	3,947	6,096
August	5,882	7,317
September	7,608	9,334
October	9,231	11,452
November	11,133	13,327
December	12,940	14,838
January	14,400	16,563
February	16,919	18,294
March	19,170	21,239
April	20,374	22,413
May	20,393	22,434
June	20,406	22,438

### QUALITY

	Quantity	Base Number	Contract	LHB	Wales
% of FP17s for the same patient ID Re-attending within 3 months - Children	157	2,635	6.0%	8.6%	10.8%
% of FP17s for the same patient ID Re-attending within 3 months - Adults	1,027	8,114	12.7%	15.0%	15.7%
% of FP17s for the same patient ID Re-attending between 3 & 9 months - Children	1,551	2,635	58.9%	57.7%	59.7%
% of FP17s for the same patient ID Re-attending between 3 & 9 months - Adults	4,918	8,114	60.6%	55.5%	55.5%
% of FP17s for Band 1 Urgent Courses	637	10,729	5.9%	9.2%	9.0%
% of FP17s Relating to Free Repair or Replacements	60	10,729	0.6%	0.6%	0.7%
% of FP17s Relating to Continuations	168	10,729	1.6%	0.7%	0.7%
% of Patients satisfied with the dentistry they have received	13	14	92.9%	92.9%	92.4%
% of Patients satisfied with the time they had to wait for an appointment	13	14	92.9%	88.0%	87.1%

\* This is based on patients treated on this contract for their most recent course of treatment. Figures in italics indicate the base number of FP17s or Patient Questionnaire responses are less than 100. N/A is shown where the base number of responses is less than 10 during the period. % is calculated as Quantity/Base number\*100

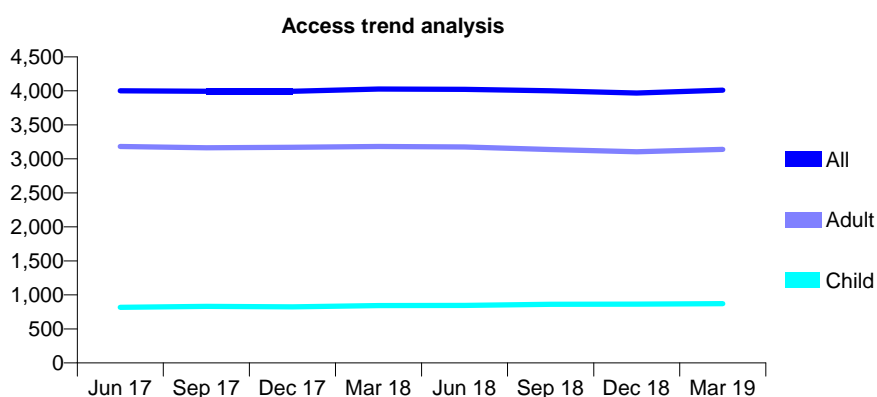
## 7A4 - Vital Signs At a Glance Contract Report for 567507/0004 - Year end March 2019

Name or company name	MRS P SATCHELL
Contract type name	GDS Contract
Purpose of contract	General
Contract start date	01/12/2014
Contract end date	

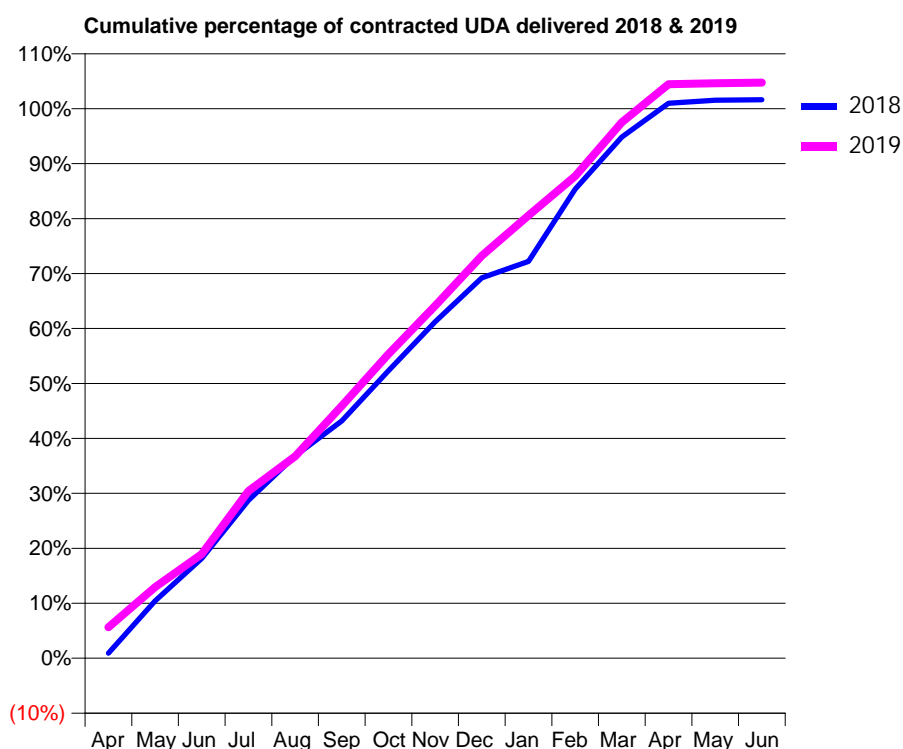
18/19 Contracted general activity (UDA)	10,052
Carry forward general activity (UDA)	-163
18/19 Contracted orthodontic activity (UOA)	0
Carry forward orthodontic activity (UOA)	0
Baseline contract value	£209,144.08

### ACCESS\*

Patients seen in 24 months	Total	Change since previous quarter
Quarter ending March 2018	4,027	
Quarter ending June 2018	4,022	→
Quarter ending September 2018	4,000	→
Quarter ending December 2018	3,967	→
Quarter ending March 2019	4,011	→
<b>Variance since March 2018</b>	<b>(0.4%)</b>	→



### ACTIVITY



Adjusted Scheduled Activity (UDA)		
Month	2018	2019
April	94	568
May	1,051	1,301
June	1,827	1,905
July	2,889	3,058
August	3,701	3,691
September	4,340	4,617
October	5,260	5,563
November	6,155	6,449
December	6,956	7,360
January	7,258	8,099
February	8,580	8,819
March	9,534	9,801
April	10,152	10,501
May	10,204	10,518
June	10,215	10,528

### QUALITY

	Quantity	Base Number	Contract	LHB	Wales
% of FP17s for the same patient ID Re-attending within 3 months - Children	36	1,169	3.1%	8.6%	10.8%
% of FP17s for the same patient ID Re-attending within 3 months - Adults	249	3,975	6.3%	15.0%	15.7%
% of FP17s for the same patient ID Re-attending between 3 & 9 months - Children	715	1,169	61.2%	57.7%	59.7%
% of FP17s for the same patient ID Re-attending between 3 & 9 months - Adults	2,478	3,975	62.3%	55.5%	55.5%
% of FP17s for Band 1 Urgent Courses	180	5,177	3.5%	9.2%	9.0%
% of FP17s Relating to Free Repair or Replacements	3	5,177	0.1%	0.6%	0.7%
% of FP17s Relating to Continuations	10	5,177	0.2%	0.7%	0.7%
% of Patients satisfied with the dentistry they have received	11	12	91.7%	92.9%	92.4%
% of Patients satisfied with the time they had to wait for an appointment	10	12	83.3%	88.0%	87.1%

\* This is based on patients treated on this contract for their most recent course of treatment. Figures in italics indicate the base number of FP17s or Patient Questionnaire responses are less than 100. N/A is shown where the base number of responses is less than 10 during the period. % is calculated as Quantity/Base number\*100

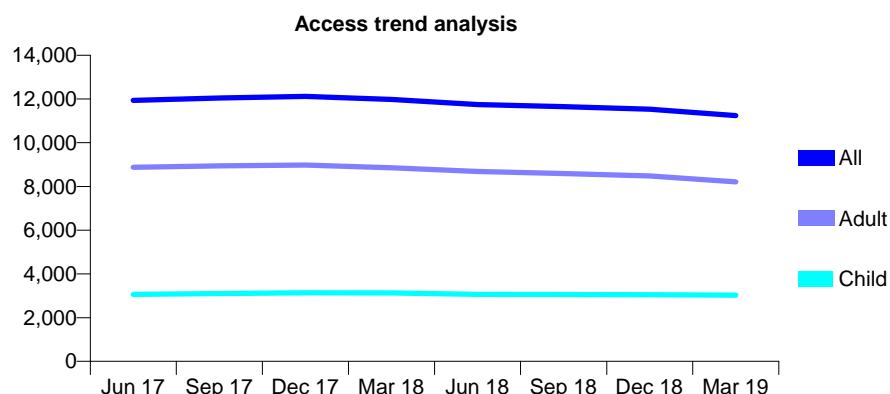
## 7A4 - Vital Signs At a Glance Contract Report for 578851/0001 - Year end March 2019

Name or company name	MR DR COX
Contract type name	Pilot Contract
Purpose of contract	General
Contract start date	01/04/2006
Contract end date	

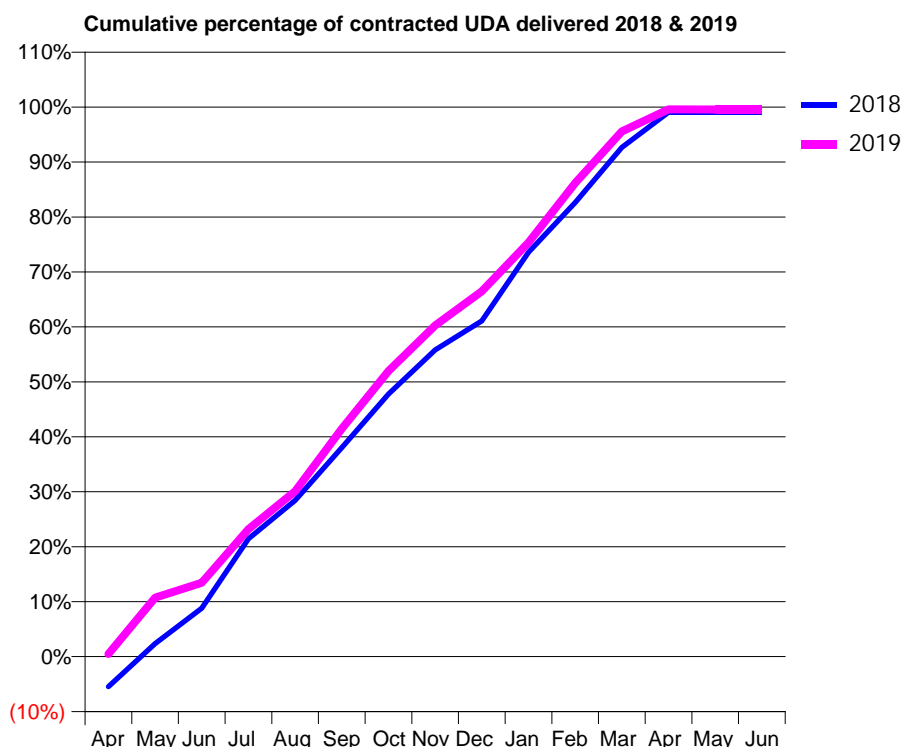
18/19 Contracted general activity (UDA)	25,673
Carry forward general activity (UDA)	259
18/19 Contracted orthodontic activity (UOA)	0
Carry forward orthodontic activity (UOA)	0
Baseline contract value	£684,159.40

### ACCESS\*

Patients seen in 24 months	Total	Change since previous quarter
Quarter ending March 2018	11,980	
Quarter ending June 2018	11,748	↓
Quarter ending September 2018	11,648	→
Quarter ending December 2018	11,532	→
Quarter ending March 2019	11,237	↓
<b>Variance since March 2018</b>	<b>(6.2%)</b>	<b>↓</b>



### ACTIVITY



Adjusted Scheduled Activity (UDA)		
Month	2018	2019
April	-1,478	126
May	641	2,758
June	2,382	3,451
July	5,796	5,960
August	7,689	7,726
September	10,273	10,641
October	12,909	13,344
November	15,081	15,472
December	16,509	17,067
January	19,888	19,346
February	22,334	22,123
March	25,039	24,528
April	26,770	25,562
May	26,763	25,561
June	26,765	25,557

### QUALITY

	Quantity	Base Number	Contract	LHB	Wales
% of FP17s for the same patient ID Re-attending within 3 months - Children	270	4,211	6.4%	8.6%	10.8%
% of FP17s for the same patient ID Re-attending within 3 months - Adults	1,517	10,859	14.0%	15.0%	15.7%
% of FP17s for the same patient ID Re-attending between 3 & 9 months - Children	2,368	4,211	56.2%	57.7%	59.7%
% of FP17s for the same patient ID Re-attending between 3 & 9 months - Adults	5,699	10,859	52.5%	55.5%	55.5%
% of FP17s for Band 1 Urgent Courses	1,552	14,847	10.5%	9.2%	9.0%
% of FP17s Relating to Free Repair or Replacements	95	14,847	0.6%	0.6%	0.7%
% of FP17s Relating to Continuations	29	14,847	0.2%	0.7%	0.7%
% of Patients satisfied with the dentistry they have received	18	19	94.7%	92.9%	92.4%
% of Patients satisfied with the time they had to wait for an appointment	16	19	84.2%	88.0%	87.1%

\* This is based on patients treated on this contract for their most recent course of treatment.  
 Figures in *italics* indicate the base number of FP17s or Patient Questionnaire responses are less than 100. N/A is shown where the base number of responses is less than 10 during the period. % is calculated as Quantity/Base number\*100

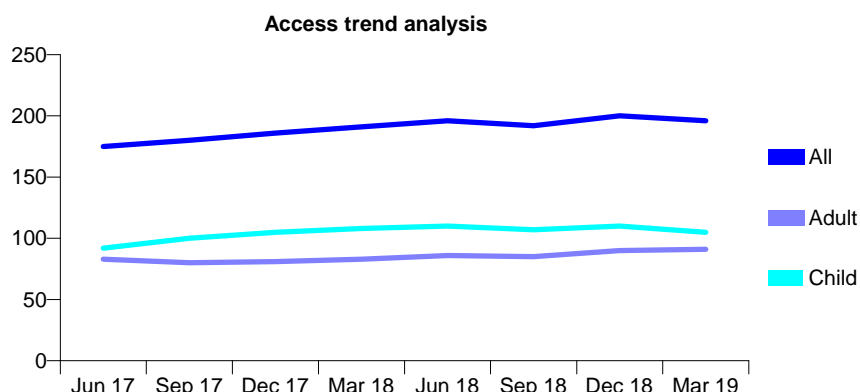
## 7A4 - Vital Signs At a Glance Contract Report for 631590/0001 - Year end March 2019

Name or company name	MISS JM HENDLY
Contract type name	GDS Contract
Purpose of contract	General
Contract start date	01/04/2006
Contract end date	

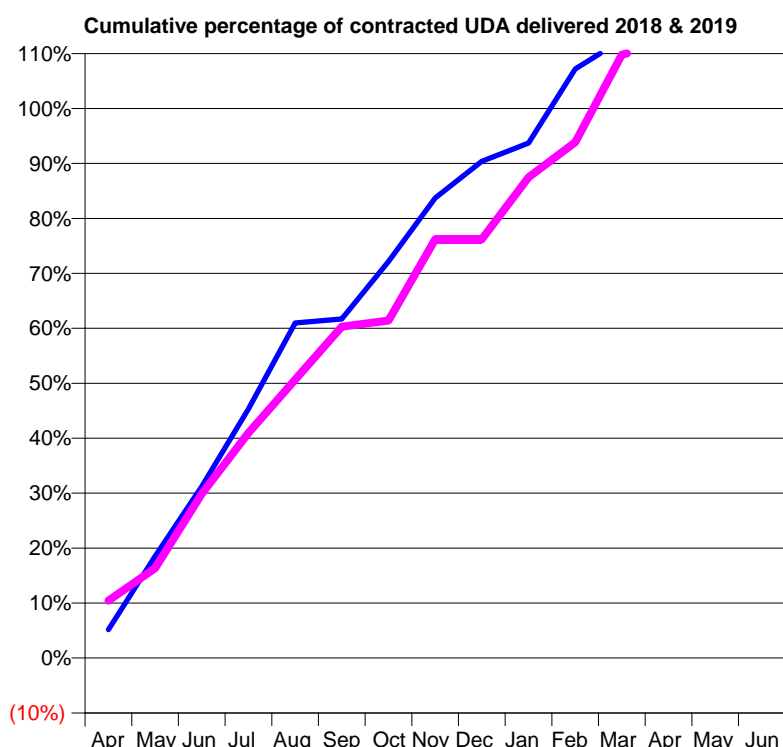
18/19 Contracted general activity (UDA)	270
Carry forward general activity (UDA)	-14
18/19 Contracted orthodontic activity (UOA)	0
Carry forward orthodontic activity (UOA)	0
Baseline contract value	£8,470.08

### ACCESS\*

Patients seen in 24 months	Total	Change since previous quarter
Quarter ending March 2018	191	
Quarter ending June 2018	196	↑
Quarter ending September 2018	192	↓
Quarter ending December 2018	200	↑
Quarter ending March 2019	196	↓
<b>Variance since March 2018</b>	<b>2.6%</b>	<b>↑</b>



### ACTIVITY



Adjusted Scheduled Activity (UDA)		
Month	2018	2019
April	14	28
May	50	44
June	84	81
July	122	111
August	165	137
September	167	163
October	195	166
November	226	206
December	244	206
January	253	236
February	289	253
March	304	296
April	304	302
May	305	303
June	305	303

### QUALITY

	Quantity	Base Number	Contract	LHB	Wales
% of FP17s for the same patient ID Re-attending within 3 months - Children	4	133	3.0%	8.6%	10.8%
% of FP17s for the same patient ID Re-attending within 3 months - Adults	2	77	2.6%	15.0%	15.7%
% of FP17s for the same patient ID Re-attending between 3 & 9 months - Children	45	133	33.8%	57.7%	59.7%
% of FP17s for the same patient ID Re-attending between 3 & 9 months - Adults	29	77	37.7%	55.5%	55.5%
% of FP17s for Band 1 Urgent Courses	7	212	3.3%	9.2%	9.0%
% of FP17s Relating to Free Repair or Replacements	0	212	0.0%	0.6%	0.7%
% of FP17s Relating to Continuations	0	212	0.0%	0.7%	0.7%
% of Patients satisfied with the dentistry they have received	0	0	N/A	92.9%	92.4%
% of Patients satisfied with the time they had to wait for an appointment	0	0	N/A	88.0%	87.1%

\* This is based on patients treated on this contract for their most recent course of treatment.

Figures in italics indicate the base number of FP17s or Patient Questionnaire responses are less than 100. N/A is shown where the base number of responses is less than 10 during the period. % is calculated as Quantity/Base number\*100



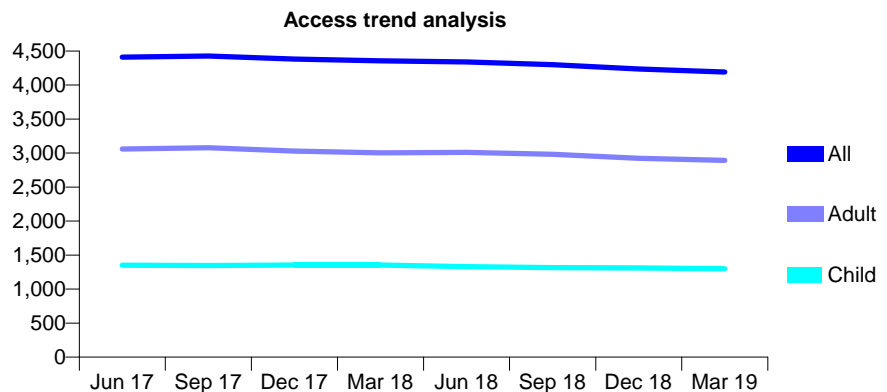
## 7A4 - Vital Signs At a Glance Contract Report for 673366/0001 - Year end March 2019

Name or company name	MR MA CLARK
Contract type name	GDS Contract
Purpose of contract	General
Contract start date	01/04/2006
Contract end date	

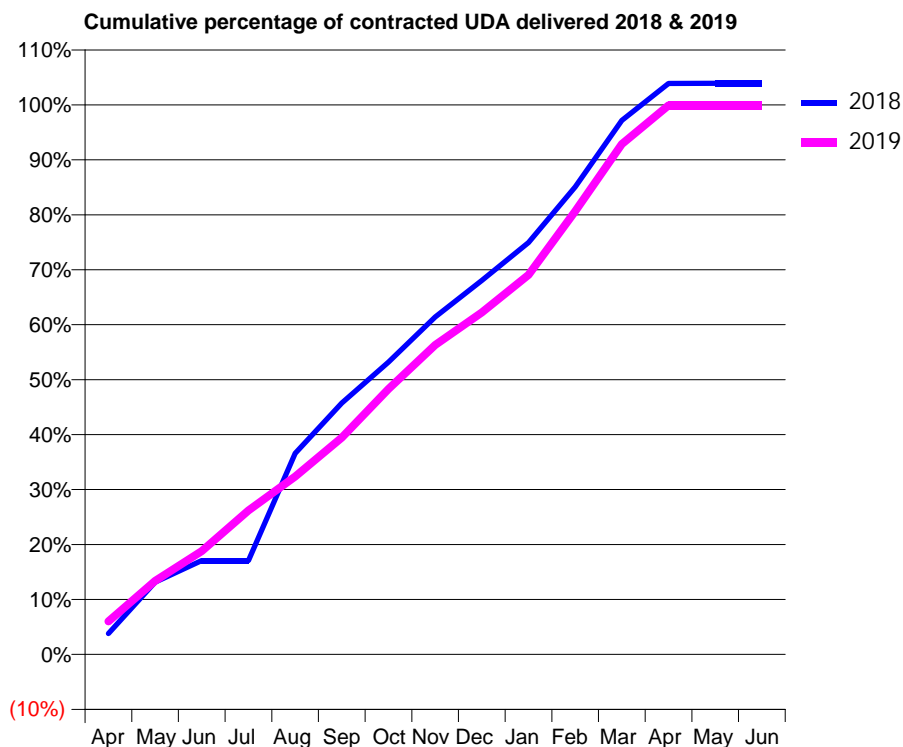
18/19 Contracted general activity (UDA)	10,817
Carry forward general activity (UDA)	-35
18/19 Contracted orthodontic activity (UOA)	0
Carry forward orthodontic activity (UOA)	0
Baseline contract value	£279,068.69

### ACCESS\*

Patients seen in 24 months	Total	Change since previous quarter
Quarter ending March 2018	4,356	
Quarter ending June 2018	4,340	→
Quarter ending September 2018	4,299	→
Quarter ending December 2018	4,237	↓
Quarter ending March 2019	4,192	↓
<b>Variance since March 2018</b>	<b>(3.8%)</b>	<b>↓</b>



### ACTIVITY



Adjusted Scheduled Activity (UDA)		
Month	2018	2019
April	410	651
May	1,421	1,448
June	1,849	2,032
July	1,849	2,833
August	3,961	3,501
September	4,947	4,267
October	5,754	5,225
November	6,642	6,092
December	7,360	6,730
January	8,108	7,470
February	9,201	8,725
March	10,509	10,045
April	11,240	10,806
May	11,241	10,806
June	11,242	10,806

### QUALITY

	Quantity	Base Number	Contract	LHB	Wales
% of FP17s for the same patient ID Re-attending within 3 months - Children	156	2,134	7.3%	8.6%	10.8%
% of FP17s for the same patient ID Re-attending within 3 months - Adults	418	4,284	9.8%	15.0%	15.7%
% of FP17s for the same patient ID Re-attending between 3 & 9 months - Children	1,456	2,134	68.2%	57.7%	59.7%
% of FP17s for the same patient ID Re-attending between 3 & 9 months - Adults	2,824	4,284	65.9%	55.5%	55.5%
% of FP17s for Band 1 Urgent Courses	256	6,451	4.0%	9.2%	9.0%
% of FP17s Relating to Free Repair or Replacements	21	6,451	0.3%	0.6%	0.7%
% of FP17s Relating to Continuations	3	6,451	0.0%	0.7%	0.7%
% of Patients satisfied with the dentistry they have received	5	5	N/A	92.9%	92.4%
% of Patients satisfied with the time they had to wait for an appointment	4	5	N/A	88.0%	87.1%

\* This is based on patients treated on this contract for their most recent course of treatment. Figures in italics indicate the base number of FP17s or Patient Questionnaire responses are less than 100. N/A is shown where the base number of responses is less than 10 during the period. % is calculated as Quantity/Base number\*100

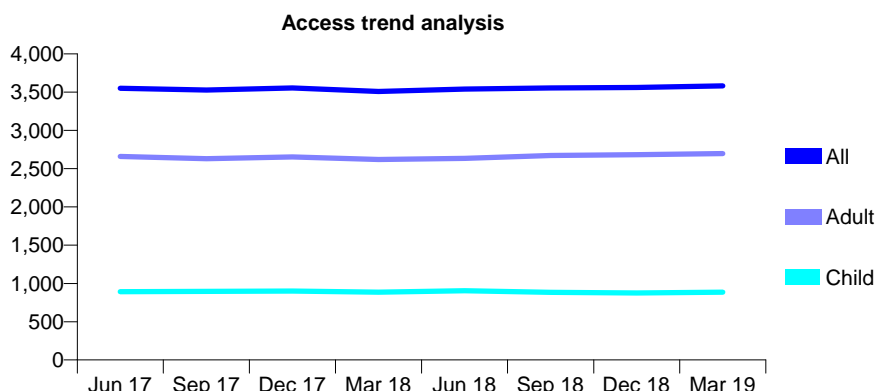
## 7A4 - Vital Signs At a Glance Contract Report for 675296/0001 - Year end March 2019

Name or company name	MR A AKBAS
Contract type name	GDS Contract
Purpose of contract	General
Contract start date	01/04/2006
Contract end date	

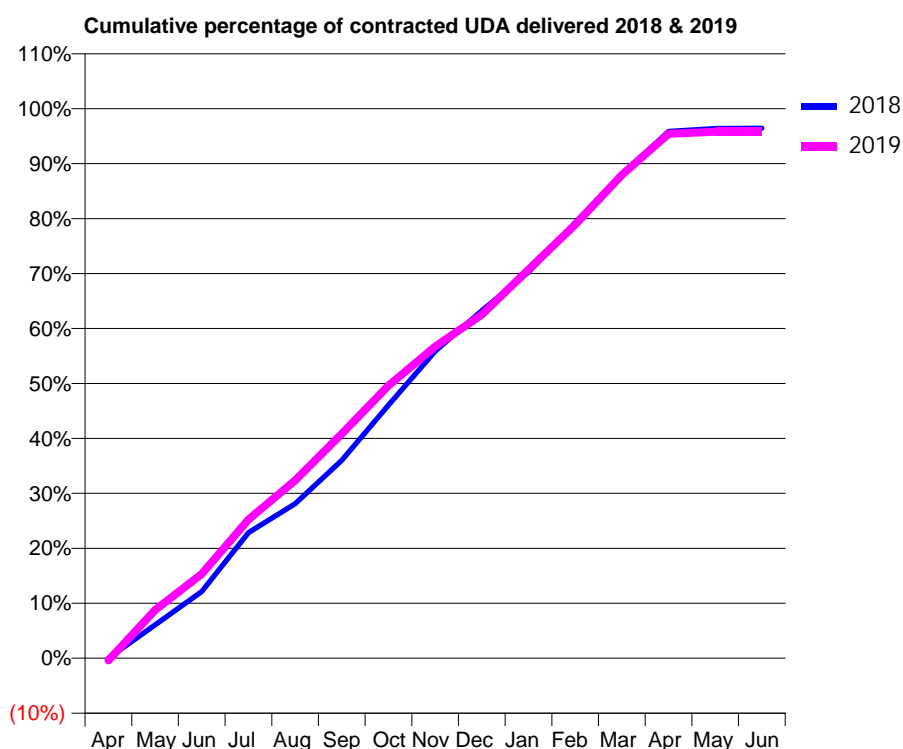
18/19 Contracted general activity (UDA)	14,000
Carry forward general activity (UDA)	501
18/19 Contracted orthodontic activity (UOA)	0
Carry forward orthodontic activity (UOA)	0
Baseline contract value	£366,655.33

### ACCESS\*

Patients seen in 24 months	Total	Change since previous quarter
Quarter ending March 2018	3,507	
Quarter ending June 2018	3,540	→
Quarter ending September 2018	3,555	→
Quarter ending December 2018	3,560	→
Quarter ending March 2019	3,583	→
<b>Variance since March 2018</b>	<b>2.2%</b>	<b>↑</b>



### ACTIVITY



Adjusted Scheduled Activity (UDA)		
Month	2018	2019
April	0	-55
May	852	1,230
June	1,701	2,148
July	3,199	3,536
August	3,935	4,532
September	5,043	5,720
October	6,445	6,946
November	7,821	7,942
December	8,852	8,750
January	9,836	9,903
February	11,101	11,047
March	12,322	12,310
April	13,417	13,356
May	13,494	13,411
June	13,499	13,410

### QUALITY

	Quantity	Base Number	Contract	LHB	Wales
% of FP17s for the same patient ID Re-attending within 3 months - Children	104	1,270	8.2%	8.6%	10.8%
% of FP17s for the same patient ID Re-attending within 3 months - Adults	765	4,075	18.8%	15.0%	15.7%
% of FP17s for the same patient ID Re-attending between 3 & 9 months - Children	673	1,270	53.0%	57.7%	59.7%
% of FP17s for the same patient ID Re-attending between 3 & 9 months - Adults	2,136	4,075	52.4%	55.5%	55.5%
% of FP17s for Band 1 Urgent Courses	358	5,288	6.8%	9.2%	9.0%
% of FP17s Relating to Free Repair or Replacements	42	5,288	0.8%	0.6%	0.7%
% of FP17s Relating to Continuations	41	5,288	0.8%	0.7%	0.7%
% of Patients satisfied with the dentistry they have received	8	8	N/A	92.9%	92.4%
% of Patients satisfied with the time they had to wait for an appointment	8	8	N/A	88.0%	87.1%

\* This is based on patients treated on this contract for their most recent course of treatment.

Figures in italics indicate the base number of FP17s or Patient Questionnaire responses are less than 100. N/A is shown where the base number of responses is less than 10 during the period. % is calculated as Quantity/Base number\*100

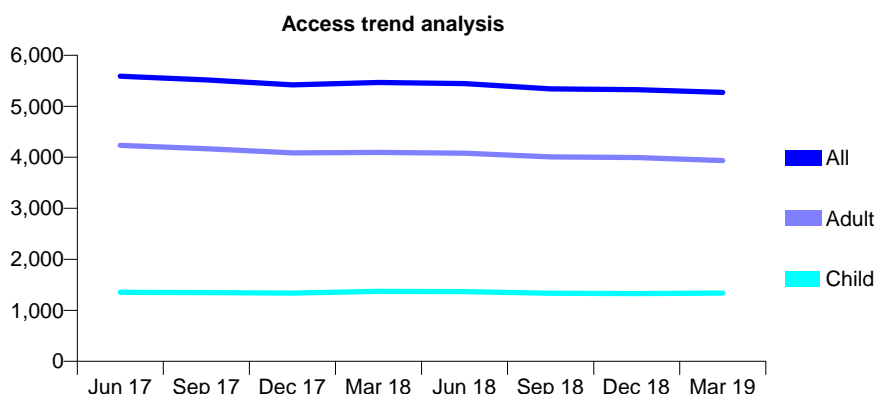
## 7A4 - Vital Signs At a Glance Contract Report for 773816/0002 - Year end March 2019

Name or company name	MISS AM ROCKEY
Contract type name	GDS Contract
Purpose of contract	General
Contract start date	28/11/2011
Contract end date	

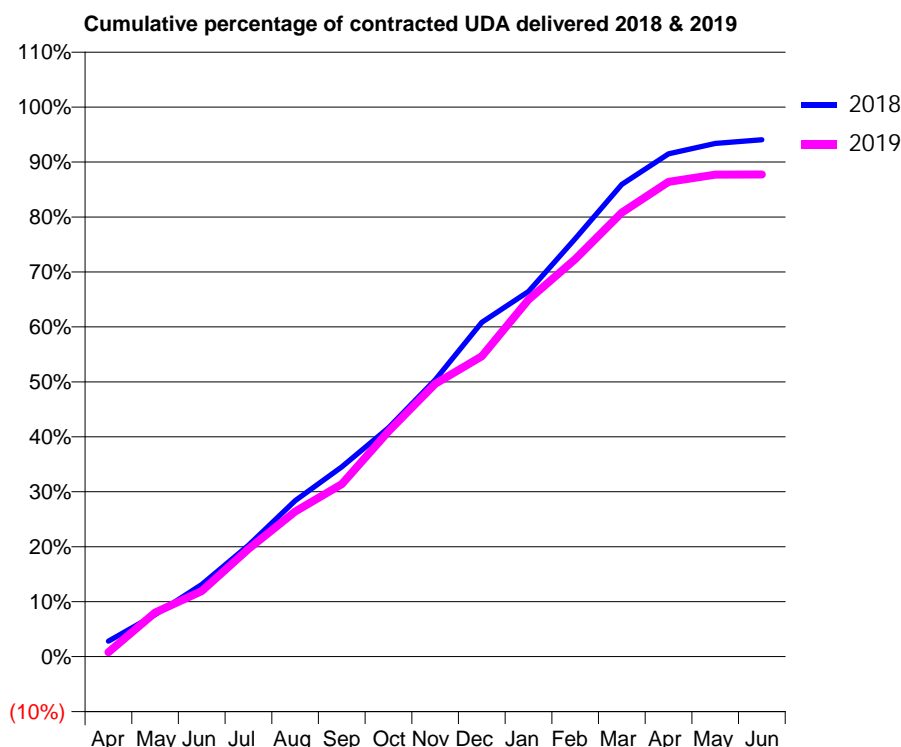
18/19 Contracted general activity (UDA)	15,074
Carry forward general activity (UDA)	0
18/19 Contracted orthodontic activity (UOA)	0
Carry forward orthodontic activity (UOA)	0
Baseline contract value	£379,801.29

### ACCESS\*

Patients seen in 24 months	Total	Change since previous quarter
Quarter ending March 2018	5,467	
Quarter ending June 2018	5,445	→
Quarter ending September 2018	5,343	↓
Quarter ending December 2018	5,327	→
Quarter ending March 2019	5,272	↓
<b>Variance since March 2018</b>	<b>(3.6%)</b>	<b>↓</b>



### ACTIVITY



Adjusted Scheduled Activity (UDA)		
Month	2018	2019
April	421	121
May	1,154	1,208
June	1,978	1,800
July	3,053	2,953
August	4,278	3,982
September	5,204	4,732
October	6,277	6,180
November	7,593	7,482
December	9,168	8,238
January	10,018	9,791
February	11,465	10,903
March	12,951	12,179
April	13,788	13,022
May	14,075	13,222
June	14,178	13,224

### QUALITY

	Quantity	Base Number	Contract	LHB	Wales
% of FP17s for the same patient ID Re-attending within 3 months - Children	122	1,445	8.4%	8.6%	10.8%
% of FP17s for the same patient ID Re-attending within 3 months - Adults	861	4,675	18.4%	15.0%	15.7%
% of FP17s for the same patient ID Re-attending between 3 & 9 months - Children	512	1,445	35.4%	57.7%	59.7%
% of FP17s for the same patient ID Re-attending between 3 & 9 months - Adults	1,671	4,675	35.7%	55.5%	55.5%
% of FP17s for Band 1 Urgent Courses	1,114	6,029	18.5%	9.2%	9.0%
% of FP17s Relating to Free Repair or Replacements	54	6,029	0.9%	0.6%	0.7%
% of FP17s Relating to Continuations	54	6,029	0.9%	0.7%	0.7%
% of Patients satisfied with the dentistry they have received	12	13	92.3%	92.9%	92.4%
% of Patients satisfied with the time they had to wait for an appointment	12	13	92.3%	88.0%	87.1%

\* This is based on patients treated on this contract for their most recent course of treatment.

Figures in *italics* indicate the base number of FP17s or Patient Questionnaire responses are less than 100. N/A is shown where the base number of responses is less than 10 during the period. % is calculated as Quantity/Base number\*100

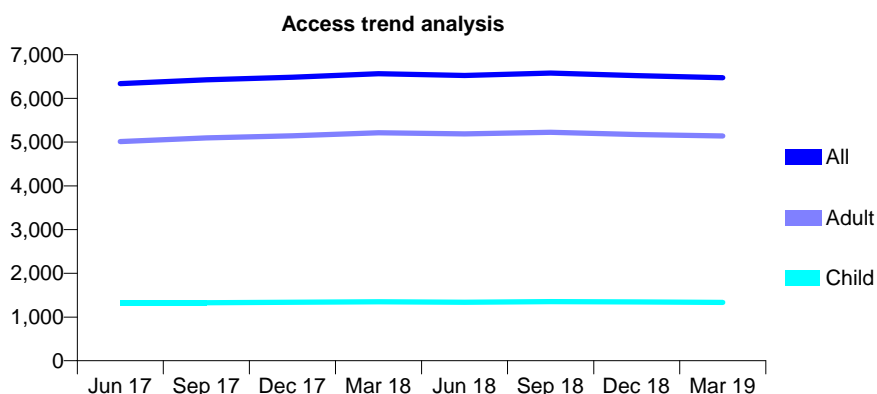
## 7A4 - Vital Signs At a Glance Contract Report for 781266/0001 - Year end March 2019

Name or company name	MR AR JAMES
Contract type name	GDS Contract
Purpose of contract	General
Contract start date	01/09/2013
Contract end date	

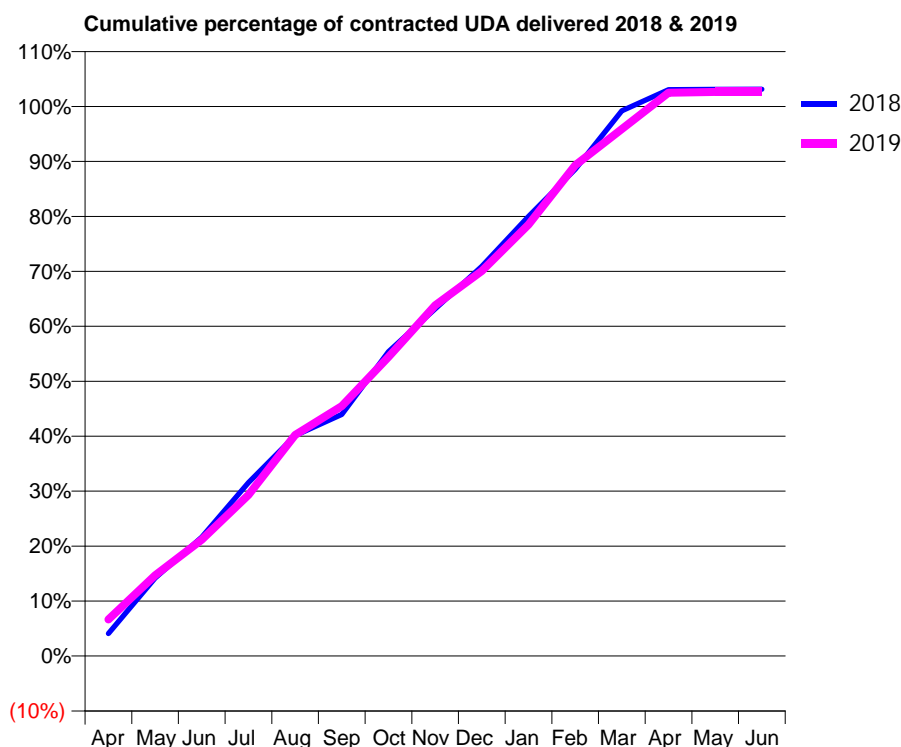
18/19 Contracted general activity (UDA)	21,563
Carry forward general activity (UDA)	-674
18/19 Contracted orthodontic activity (UOA)	0
Carry forward orthodontic activity (UOA)	0
Baseline contract value	£617,080.70

### ACCESS\*

Patients seen in 24 months	Total	Change since previous quarter
Quarter ending March 2018	6,564	
Quarter ending June 2018	6,527	→
Quarter ending September 2018	6,580	→
Quarter ending December 2018	6,520	→
Quarter ending March 2019	6,474	→
<b>Variance since March 2018</b>	<b>(1.4%)</b>	<b>↓</b>



### ACTIVITY



Adjusted Scheduled Activity (UDA)		
Month	2018	2019
April	881	1,435
May	3,066	3,168
June	4,666	4,568
July	6,804	6,324
August	8,653	8,672
September	9,480	9,803
October	11,942	11,735
November	13,624	13,766
December	15,289	15,106
January	17,243	16,923
February	19,104	19,253
March	21,394	20,675
April	22,222	22,102
May	22,233	22,131
June	22,237	22,133

### QUALITY

	Quantity	Base Number	Contract	LHB	Wales
% of FP17s for the same patient ID Re-attending within 3 months - Children	104	1,843	5.6%	8.6%	10.8%
% of FP17s for the same patient ID Re-attending within 3 months - Adults	1,098	7,607	14.4%	15.0%	15.7%
% of FP17s for the same patient ID Re-attending between 3 & 9 months - Children	1,035	1,843	56.2%	57.7%	59.7%
% of FP17s for the same patient ID Re-attending between 3 & 9 months - Adults	4,505	7,607	59.2%	55.5%	55.5%
% of FP17s for Band 1 Urgent Courses	585	9,593	6.1%	9.2%	9.0%
% of FP17s Relating to Free Repair or Replacements	79	9,593	0.8%	0.6%	0.7%
% of FP17s Relating to Continuations	137	9,593	1.4%	0.7%	0.7%
% of Patients satisfied with the dentistry they have received	14	14	100.0%	92.9%	92.4%
% of Patients satisfied with the time they had to wait for an appointment	13	14	92.9%	88.0%	87.1%

\* This is based on patients treated on this contract for their most recent course of treatment.

Figures in italics indicate the base number of FP17s or Patient Questionnaire responses are less than 100. N/A is shown where the base number of responses is less than 10 during the period. % is calculated as Quantity/Base number\*100

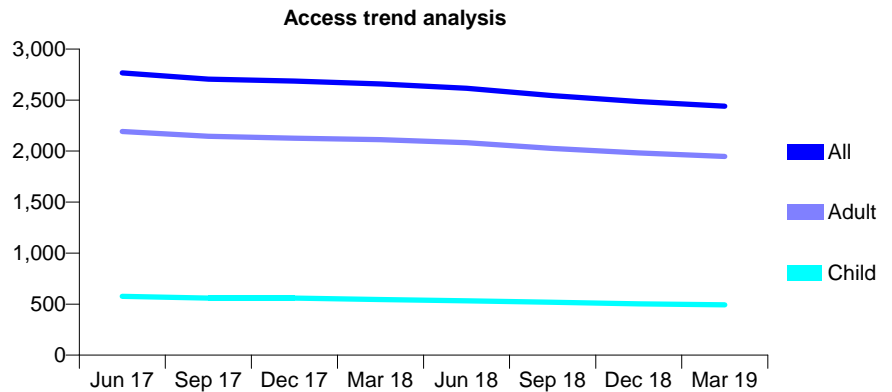
## 7A4 - Vital Signs At a Glance Contract Report for 808423/0001 - Year end March 2019

Name or company name	MR HW EVANS
Contract type name	GDS Contract
Purpose of contract	General
Contract start date	01/04/2006
Contract end date	

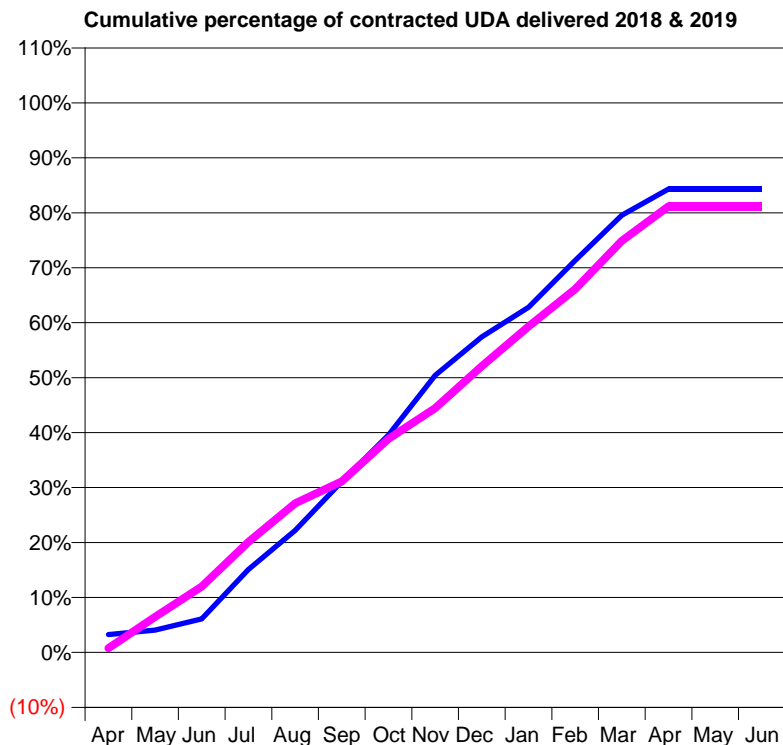
18/19 Contracted general activity (UDA)	10,044
Carry forward general activity (UDA)	0
18/19 Contracted orthodontic activity (UOA)	0
Carry forward orthodontic activity (UOA)	0
Baseline contract value	£293,805.65

### ACCESS\*

Patients seen in 24 months	Total	Change since previous quarter
Quarter ending March 2018	2,658	
Quarter ending June 2018	2,616	↓
Quarter ending September 2018	2,543	↓
Quarter ending December 2018	2,485	↓
Quarter ending March 2019	2,440	↓
<b>Variance since March 2018</b>	<b>(8.2%)</b>	<b>↓</b>



### ACTIVITY



Adjusted Scheduled Activity (UDA)		
Month	2018	2019
April	325	77
May	409	652
June	614	1,205
July	1,518	2,018
August	2,231	2,725
September	3,123	3,126
October	3,974	3,904
November	5,065	4,467
December	5,768	5,233
January	6,310	5,958
February	7,164	6,641
March	7,991	7,519
April	8,468	8,154
May	8,468	8,154
June	8,468	8,154

### QUALITY

	Quantity	Base Number	Contract	LHB	Wales
% of FP17s for the same patient ID Re-attending within 3 months - Children	25	625	4.0%	8.6%	10.8%
% of FP17s for the same patient ID Re-attending within 3 months - Adults	353	2,718	13.0%	15.0%	15.7%
% of FP17s for the same patient ID Re-attending between 3 & 9 months - Children	254	625	40.6%	57.7%	59.7%
% of FP17s for the same patient ID Re-attending between 3 & 9 months - Adults	1,503	2,718	55.3%	55.5%	55.5%
% of FP17s for Band 1 Urgent Courses	234	3,356	7.0%	9.2%	9.0%
% of FP17s Relating to Free Repair or Replacements	13	3,356	0.4%	0.6%	0.7%
% of FP17s Relating to Continuations	36	3,356	1.1%	0.7%	0.7%
% of Patients satisfied with the dentistry they have received	7	7	N/A	92.9%	92.4%
% of Patients satisfied with the time they had to wait for an appointment	6	7	N/A	88.0%	87.1%

\* This is based on patients treated on this contract for their most recent course of treatment. Figures in italics indicate the base number of FP17s or Patient Questionnaire responses are less than 100. N/A is shown where the base number of responses is less than 10 during the period. % is calculated as Quantity/Base number\*100

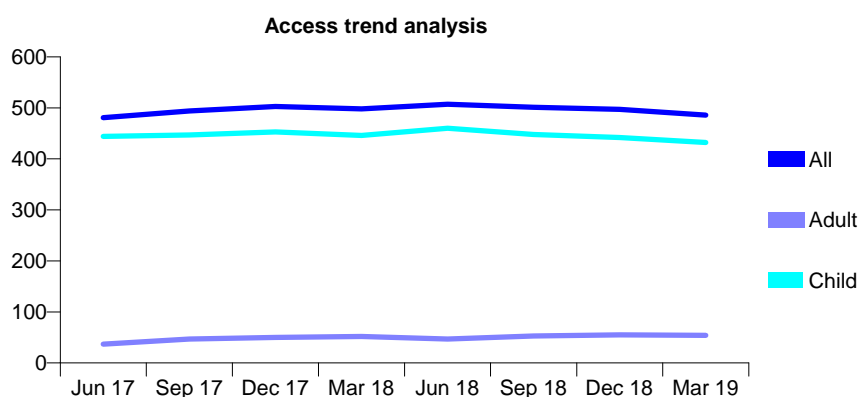
## 7A4 - Vital Signs At a Glance Contract Report for 820741/0002 - Year end March 2019

Name or company name	MRS N TAAFFE
Contract type name	GDS Contract
Purpose of contract	General
Contract start date	22/11/2015
Contract end date	

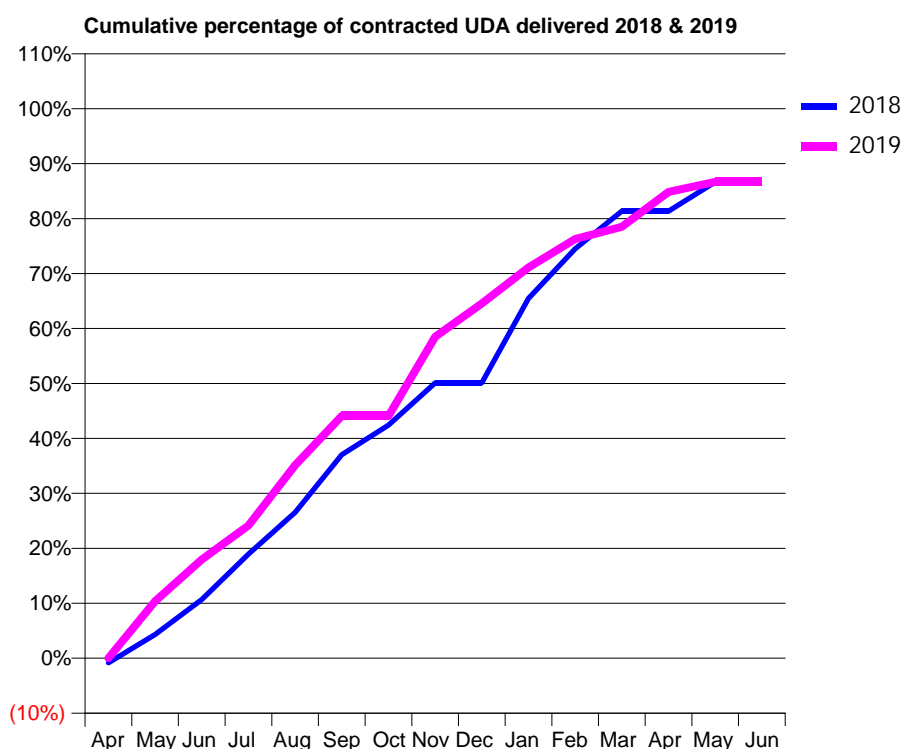
18/19 Contracted general activity (UDA)	1,040
Carry forward general activity (UDA)	0
18/19 Contracted orthodontic activity (UOA)	0
Carry forward orthodontic activity (UOA)	0
Baseline contract value	£27,364.74

### ACCESS\*

Patients seen in 24 months	Total	Change since previous quarter
Quarter ending March 2018	498	
Quarter ending June 2018	507	→
Quarter ending September 2018	501	↓
Quarter ending December 2018	497	→
Quarter ending March 2019	486	↓
<b>Variance since March 2018</b>	<b>(2.4%)</b>	<b>↓</b>



### ACTIVITY



Adjusted Scheduled Activity (UDA)		
Month	2018	2019
April	-9	0
May	45	108
June	111	187
July	197	251
August	276	365
September	385	458
October	441	458
November	521	608
December	521	671
January	681	739
February	775	793
March	846	816
April	846	882
May	901	901
June	901	901

### QUALITY

	Quantity	Base Number	Contract	LHB	Wales
% of FP17s for the same patient ID Re-attending within 3 months - Children	29	640	4.5%	8.6%	10.8%
% of FP17s for the same patient ID Re-attending within 3 months - Adults	0	12	0.0%	15.0%	15.7%
% of FP17s for the same patient ID Re-attending between 3 & 9 months - Children	446	640	69.7%	57.7%	59.7%
% of FP17s for the same patient ID Re-attending between 3 & 9 months - Adults	5	12	41.7%	55.5%	55.5%
% of FP17s for Band 1 Urgent Courses	2	673	0.3%	9.2%	9.0%
% of FP17s Relating to Free Repair or Replacements	0	673	0.0%	0.6%	0.7%
% of FP17s Relating to Continuations	0	673	0.0%	0.7%	0.7%
% of Patients satisfied with the dentistry they have received	1	1	N/A	92.9%	92.4%
% of Patients satisfied with the time they had to wait for an appointment	1	1	N/A	88.0%	87.1%

\* This is based on patients treated on this contract for their most recent course of treatment. Figures in italics indicate the base number of FP17s or Patient Questionnaire responses are less than 100. N/A is shown where the base number of responses is less than 10 during the period. % is calculated as Quantity/Base number\*100

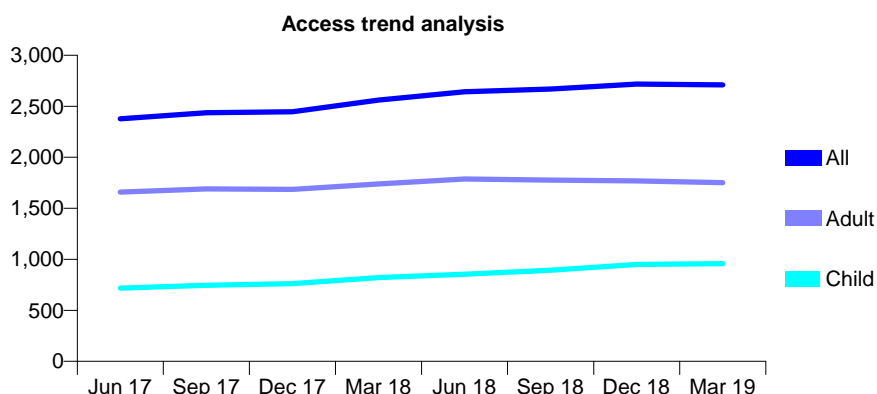
## 7A4 - Vital Signs At a Glance Contract Report for 838977/0004 - Year end March 2019

Name or company name	MR HJ SAMUEL
Contract type name	GDS Contract
Purpose of contract	General
Contract start date	08/06/2015
Contract end date	

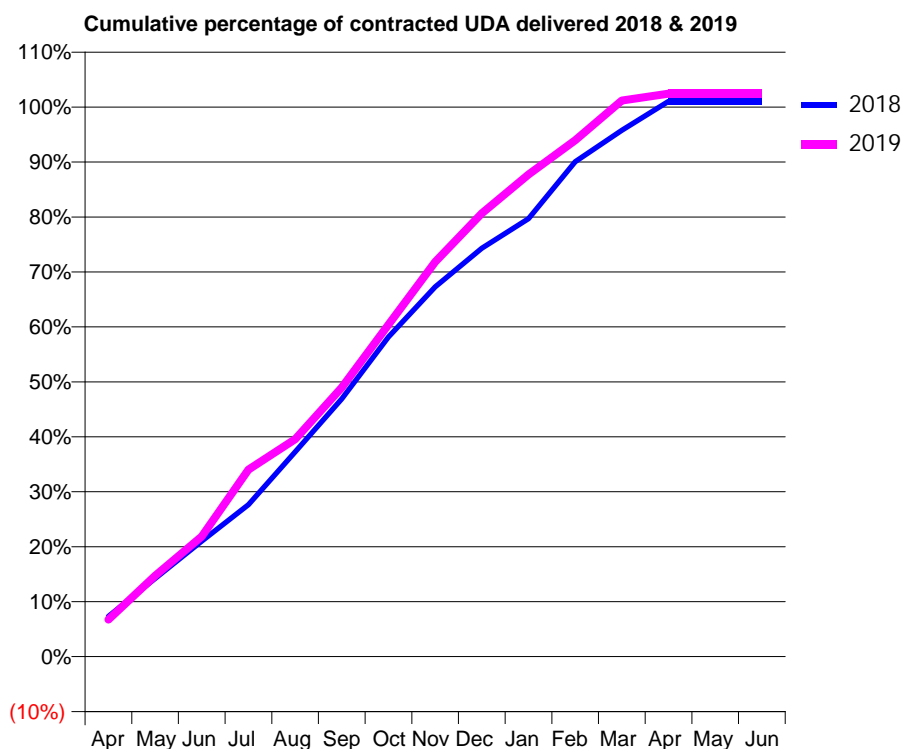
18/19 Contracted general activity (UDA)	8,000
Carry forward general activity (UDA)	-84
18/19 Contracted orthodontic activity (UOA)	0
Carry forward orthodontic activity (UOA)	0
Baseline contract value	£263,120.31

### ACCESS\*

Patients seen in 24 months	Total	Change since previous quarter
Quarter ending March 2018	2,560	
Quarter ending June 2018	2,642	↑
Quarter ending September 2018	2,669	→
Quarter ending December 2018	2,718	→
Quarter ending March 2019	2,709	→
<b>Variance since March 2018</b>	<b>5.8%</b>	<b>↑</b>



### ACTIVITY



Adjusted Scheduled Activity (UDA)		
Month	2018	2019
April	587	541
May	1,139	1,178
June	1,683	1,749
July	2,212	2,723
August	2,980	3,166
September	3,752	3,919
October	4,655	4,834
November	5,383	5,747
December	5,945	6,452
January	6,374	7,019
February	7,206	7,515
March	7,661	8,095
April	8,084	8,196
May	8,084	8,196
June	8,084	8,196

### QUALITY

	Quantity	Base Number	Contract	LHB	Wales
% of FP17s for the same patient ID Re-attending within 3 months - Children	143	1,519	9.4%	8.6%	10.8%
% of FP17s for the same patient ID Re-attending within 3 months - Adults	437	2,651	16.5%	15.0%	15.7%
% of FP17s for the same patient ID Re-attending between 3 & 9 months - Children	913	1,519	60.1%	57.7%	59.7%
% of FP17s for the same patient ID Re-attending between 3 & 9 months - Adults	1,503	2,651	56.7%	55.5%	55.5%
% of FP17s for Band 1 Urgent Courses	388	4,021	9.6%	9.2%	9.0%
% of FP17s Relating to Free Repair or Replacements	21	4,021	0.5%	0.6%	0.7%
% of FP17s Relating to Continuations	32	4,021	0.8%	0.7%	0.7%
% of Patients satisfied with the dentistry they have received	5	5	N/A	92.9%	92.4%
% of Patients satisfied with the time they had to wait for an appointment	5	5	N/A	88.0%	87.1%

\* This is based on patients treated on this contract for their most recent course of treatment.  
 Figures in *italics* indicate the base number of FP17s or Patient Questionnaire responses are less than 100. N/A is shown where the base number of responses is less than 10 during the period. % is calculated as Quantity/Base number\*100



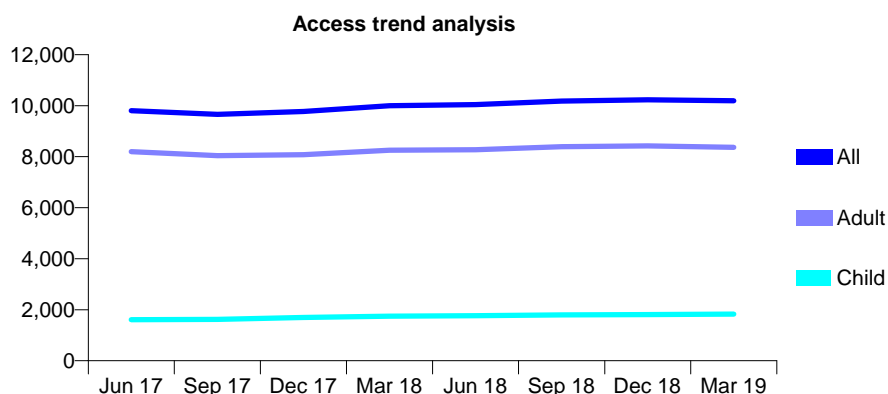
## 7A4 - Vital Signs At a Glance Contract Report for 838977/0005 - Year end March 2019

Name or company name	MR HJ SAMUEL
Contract type name	GDS Contract
Purpose of contract	General
Contract start date	08/06/2015
Contract end date	

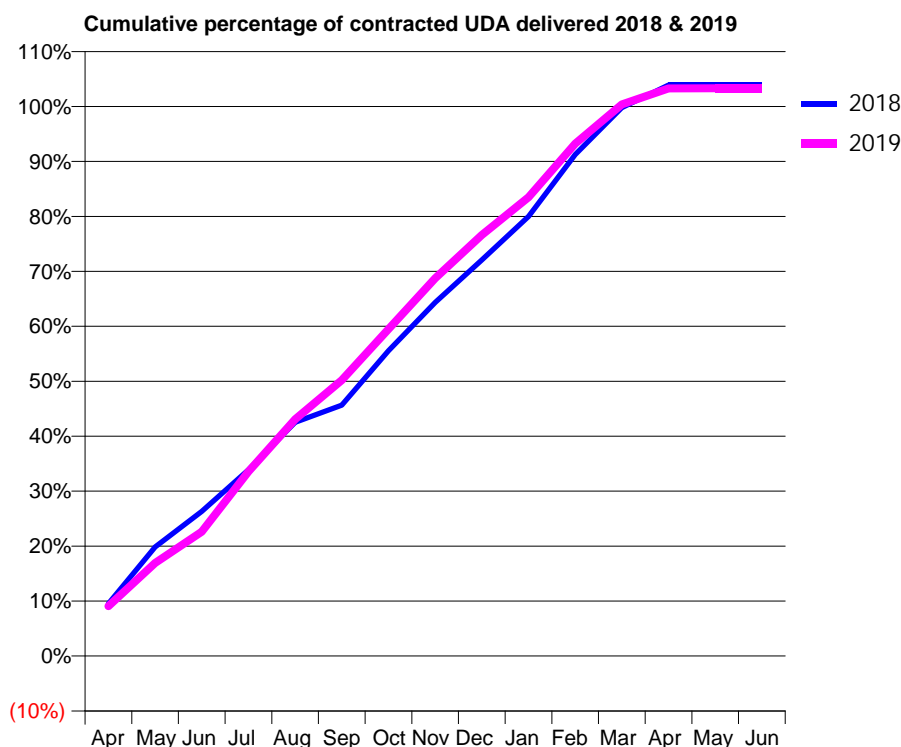
18/19 Contracted general activity (UDA)	30,780
Carry forward general activity (UDA)	-1,174
18/19 Contracted orthodontic activity (UOA)	0
Carry forward orthodontic activity (UOA)	0
Baseline contract value	£730,090.11

### ACCESS\*

Patients seen in 24 months	Total	Change since previous quarter
Quarter ending March 2018	9,999	
Quarter ending June 2018	10,041	→
Quarter ending September 2018	10,185	→
Quarter ending December 2018	10,230	→
Quarter ending March 2019	10,195	→
<b>Variance since March 2018</b>	<b>2.0%</b>	<b>→</b>



### ACTIVITY



Adjusted Scheduled Activity (UDA)		
Month	2018	2019
April	2,867	2,794
May	5,964	5,216
June	7,899	6,957
July	10,177	10,332
August	12,765	13,260
September	13,709	15,451
October	16,684	18,308
November	19,316	21,155
December	21,636	23,577
January	24,018	25,689
February	27,394	28,699
March	29,957	30,898
April	31,193	31,793
May	31,194	31,798
June	31,196	31,801

### QUALITY

	Quantity	Base Number	Contract	LHB	Wales
% of FP17s for the same patient ID Re-attending within 3 months - Children	131	2,633	5.0%	8.6%	10.8%
% of FP17s for the same patient ID Re-attending within 3 months - Adults	1,360	12,189	11.2%	15.0%	15.7%
% of FP17s for the same patient ID Re-attending between 3 & 9 months - Children	1,633	2,633	62.0%	57.7%	59.7%
% of FP17s for the same patient ID Re-attending between 3 & 9 months - Adults	7,277	12,189	59.7%	55.5%	55.5%
% of FP17s for Band 1 Urgent Courses	1,044	14,769	7.1%	9.2%	9.0%
% of FP17s Relating to Free Repair or Replacements	91	14,769	0.6%	0.6%	0.7%
% of FP17s Relating to Continuations	154	14,769	1.0%	0.7%	0.7%
% of Patients satisfied with the dentistry they have received	17	19	89.5%	92.9%	92.4%
% of Patients satisfied with the time they had to wait for an appointment	16	19	84.2%	88.0%	87.1%

\* This is based on patients treated on this contract for their most recent course of treatment.

Figures in italics indicate the base number of FP17s or Patient Questionnaire responses are less than 100. N/A is shown where the base number of responses is less than 10 during the period. % is calculated as Quantity/Base number\*100

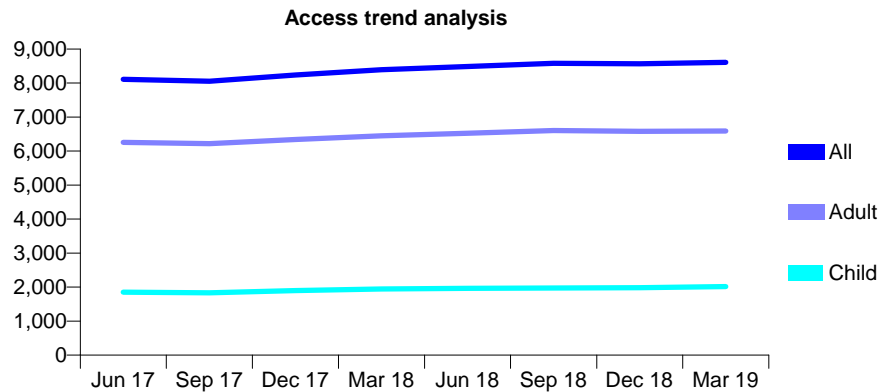
## 7A4 - Vital Signs At a Glance Contract Report for 840580/0001 - Year end March 2019

Name or company name	MR OB JOYNSON
Contract type name	GDS Contract
Purpose of contract	General and Orthodontic
Contract start date	01/04/2006
Contract end date	

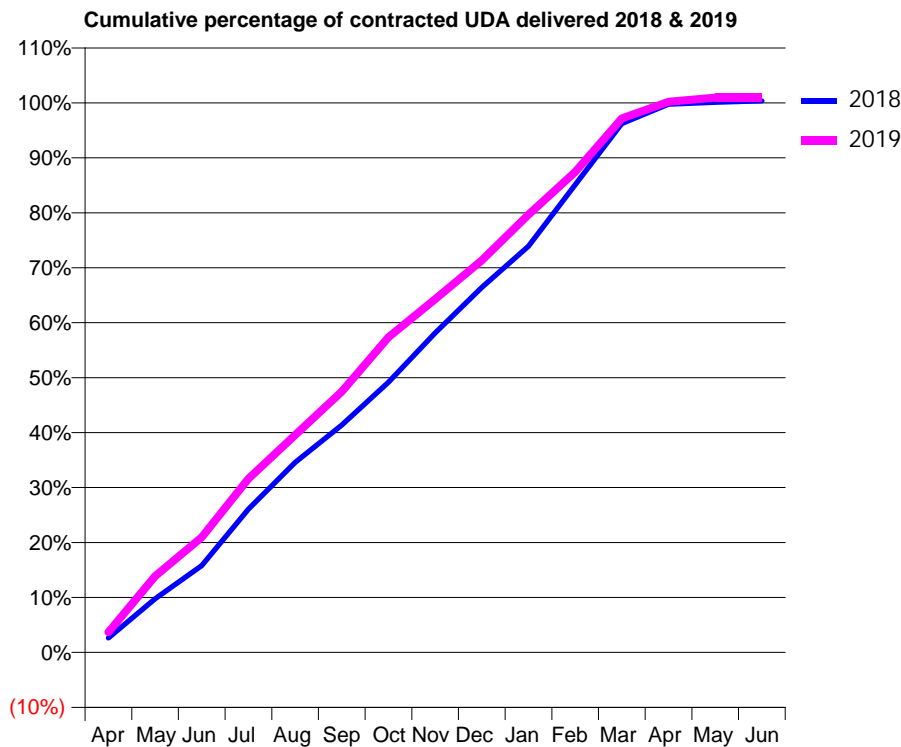
18/19 Contracted general activity (UDA)	28,724
Carry forward general activity (UDA)	-104
18/19 Contracted orthodontic activity (UOA)	315
Carry forward orthodontic activity (UOA)	-14
Baseline contract value	£675,815.57

### ACCESS\*

Patients seen in 24 months	Total	Change since previous quarter
Quarter ending March 2018	8,394	
Quarter ending June 2018	8,487	→
Quarter ending September 2018	8,581	→
Quarter ending December 2018	8,566	→
Quarter ending March 2019	8,608	→
<b>Variance since March 2018</b>	<b>2.5%</b>	<b>↑</b>



### ACTIVITY



Adjusted Scheduled Activity (UDA)		
Month	2018	2019
April	753	1,053
May	2,807	3,982
June	4,541	6,018
July	7,488	9,076
August	9,935	11,366
September	11,882	13,634
October	14,127	16,476
November	16,698	18,469
December	19,076	20,491
January	21,233	22,883
February	24,447	25,119
March	27,639	27,912
April	28,654	28,778
May	28,757	28,996
June	28,828	29,001

### QUALITY

	Quantity	Base Number	Contract	LHB	Wales
% of FP17s for the same patient ID Re-attending within 3 months - Children	246	2,953	8.3%	8.6%	10.8%
% of FP17s for the same patient ID Re-attending within 3 months - Adults	1,590	9,716	16.4%	15.0%	15.7%
% of FP17s for the same patient ID Re-attending between 3 & 9 months - Children	1,692	2,953	57.3%	57.7%	59.7%
% of FP17s for the same patient ID Re-attending between 3 & 9 months - Adults	5,471	9,716	56.3%	55.5%	55.5%
% of FP17s for Band 1 Urgent Courses	1,463	12,617	11.6%	9.2%	9.0%
% of FP17s Relating to Free Repair or Replacements	125	12,617	1.0%	0.6%	0.7%
% of FP17s Relating to Continuations	90	12,617	0.7%	0.7%	0.7%
% of Patients satisfied with the dentistry they have received	29	31	93.5%	92.9%	92.4%
% of Patients satisfied with the time they had to wait for an appointment	28	31	90.3%	88.0%	87.1%

\* This is based on patients treated on this contract for their most recent course of treatment.

Figures in italics indicate the base number of FP17s or Patient Questionnaire responses are less than 100. N/A is shown where the base number of responses is less than 10 during the period. % is calculated as Quantity/Base number\*100

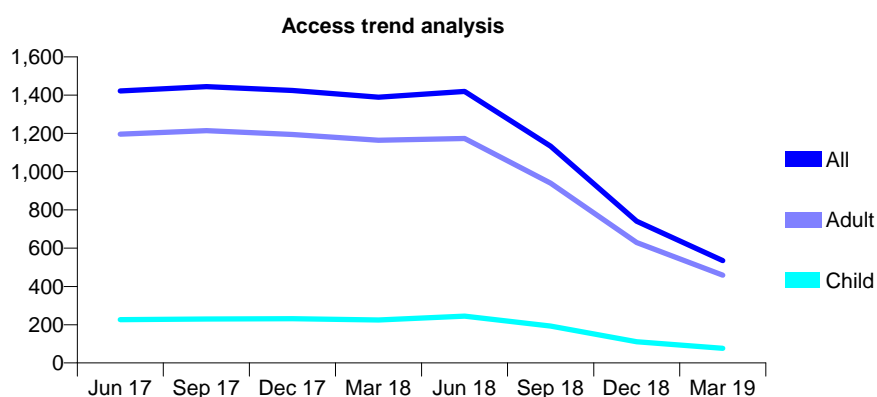
## 7A4 - Vital Signs At a Glance Contract Report for 918458/0001 - Year end March 2019

Name or company name	MRS EA DAVIES
Contract type name	GDS Contract
Purpose of contract	General
Contract start date	01/04/2006
Contract end date	30/06/2018

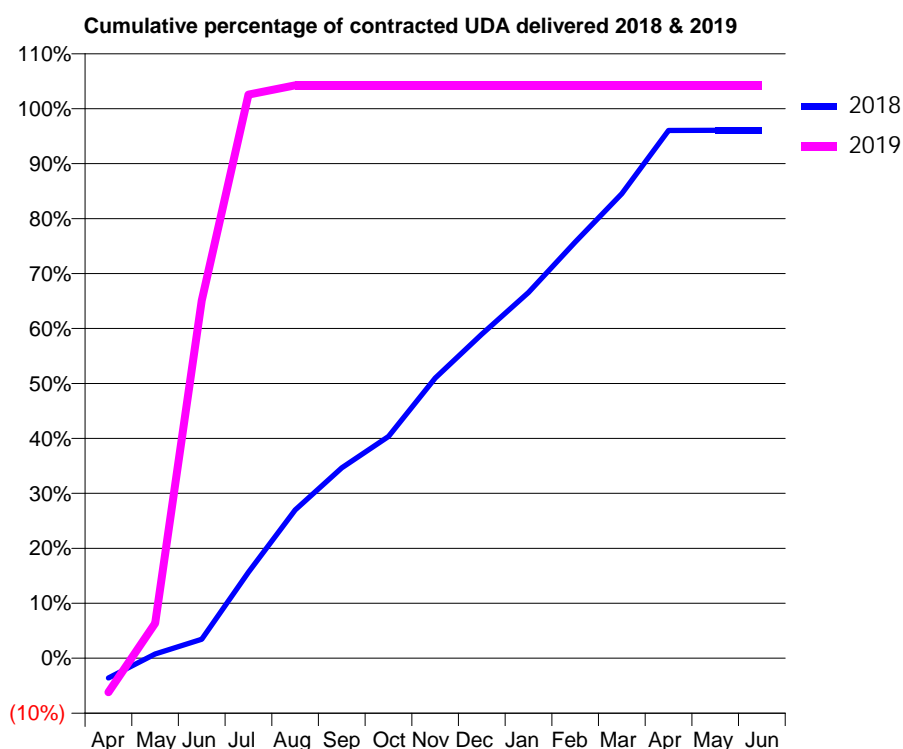
18/19 Contracted general activity (UDA)	1,061
Carry forward general activity (UDA)	154
18/19 Contracted orthodontic activity (UOA)	0
Carry forward orthodontic activity (UOA)	0
Baseline contract value	£35,349.88

### ACCESS\*

Patients seen in 24 months	Total	Change since previous quarter
Quarter ending March 2018	1,389	
Quarter ending June 2018	1,419	↑
Quarter ending September 2018	1,133	↓
Quarter ending December 2018	741	↓
Quarter ending March 2019	535	↓
<b>Variance since March 2018</b>	<b>(61.5%)</b>	<b>↓</b>



### ACTIVITY



Adjusted Scheduled Activity (UDA)		
Month	2018	2019
April	-154	-66
May	33	68
June	147	690
July	664	1,088
August	1,145	1,106
September	1,470	1,106
October	1,711	1,106
November	2,163	1,106
December	2,501	1,106
January	2,824	1,106
February	3,213	1,106
March	3,587	1,106
April	4,075	1,106
May	4,076	1,106
June	4,076	1,106

### QUALITY

	Quantity	Base Number	Contract	LHB	Wales
% of FP17s for the same patient ID Re-attending within 3 months - Children	13	102	12.7%	8.6%	10.8%
% of FP17s for the same patient ID Re-attending within 3 months - Adults	104	531	19.6%	15.0%	15.7%
% of FP17s for the same patient ID Re-attending between 3 & 9 months - Children	19	102	18.6%	57.7%	59.7%
% of FP17s for the same patient ID Re-attending between 3 & 9 months - Adults	145	531	27.3%	55.5%	55.5%
% of FP17s for Band 1 Urgent Courses	10	452	2.2%	9.2%	9.0%
% of FP17s Relating to Free Repair or Replacements	9	452	2.0%	0.6%	0.7%
% of FP17s Relating to Continuations	32	452	7.1%	0.7%	0.7%
% of Patients satisfied with the dentistry they have received	3	3	N/A	92.9%	92.4%
% of Patients satisfied with the time they had to wait for an appointment	3	3	N/A	88.0%	87.1%

\* This is based on patients treated on this contract for their most recent course of treatment. Figures in italics indicate the base number of FP17s or Patient Questionnaire responses are less than 100. N/A is shown where the base number of responses is less than 10 during the period. % is calculated as Quantity/Base number\*100

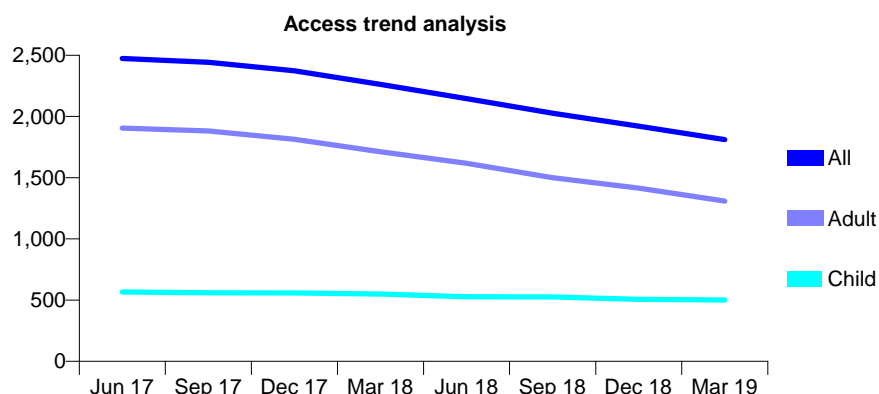
## 7A4 - Vital Signs At a Glance Contract Report for 919438/0001 - Year end March 2019

Name or company name	MR PC STOCKFORD
Contract type name	GDS Contract
Purpose of contract	General
Contract start date	01/04/2006
Contract end date	

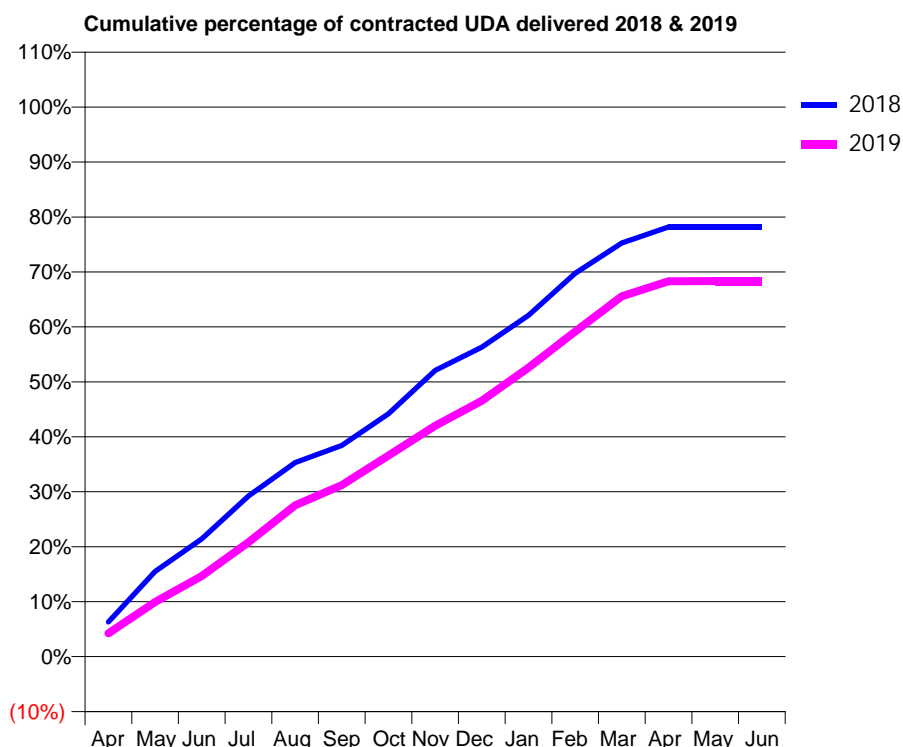
18/19 Contracted general activity (UDA)	8,593
Carry forward general activity (UDA)	0
18/19 Contracted orthodontic activity (UOA)	0
Carry forward orthodontic activity (UOA)	0
Baseline contract value	£226,277.42

### ACCESS\*

Patients seen in 24 months	Total	Change since previous quarter
Quarter ending March 2018	2,262	
Quarter ending June 2018	2,145	↓
Quarter ending September 2018	2,027	↓
Quarter ending December 2018	1,921	↓
Quarter ending March 2019	1,811	↓
<b>Variance since March 2018</b>	<b>(19.9%)</b>	<b>↓</b>



### ACTIVITY



Adjusted Scheduled Activity (UDA)		
Month	2018	2019
April	542	364
May	1,334	854
June	1,841	1,261
July	2,512	1,788
August	3,036	2,366
September	3,303	2,681
October	3,798	3,143
November	4,476	3,610
December	4,839	4,000
January	5,338	4,518
February	5,994	5,083
March	6,467	5,635
April	6,718	5,870
May	6,718	5,873
June	6,718	5,873

### QUALITY

	Quantity	Base Number	Contract	LHB	Wales
% of FP17s for the same patient ID Re-attending within 3 months - Children	41	788	5.2%	8.6%	10.8%
% of FP17s for the same patient ID Re-attending within 3 months - Adults	442	2,252	19.6%	15.0%	15.7%
% of FP17s for the same patient ID Re-attending between 3 & 9 months - Children	511	788	64.8%	57.7%	59.7%
% of FP17s for the same patient ID Re-attending between 3 & 9 months - Adults	1,408	2,252	62.5%	55.5%	55.5%
% of FP17s for Band 1 Urgent Courses	65	3,057	2.1%	9.2%	9.0%
% of FP17s Relating to Free Repair or Replacements	23	3,057	0.8%	0.6%	0.7%
% of FP17s Relating to Continuations	84	3,057	2.7%	0.7%	0.7%
% of Patients satisfied with the dentistry they have received	4	4	N/A	92.9%	92.4%
% of Patients satisfied with the time they had to wait for an appointment	2	4	N/A	88.0%	87.1%

\* This is based on patients treated on this contract for their most recent course of treatment.

Figures in *italics* indicate the base number of FP17s or Patient Questionnaire responses are less than 100. N/A is shown where the base number of responses is less than 10 during the period. % is calculated as Quantity/Base number\*100

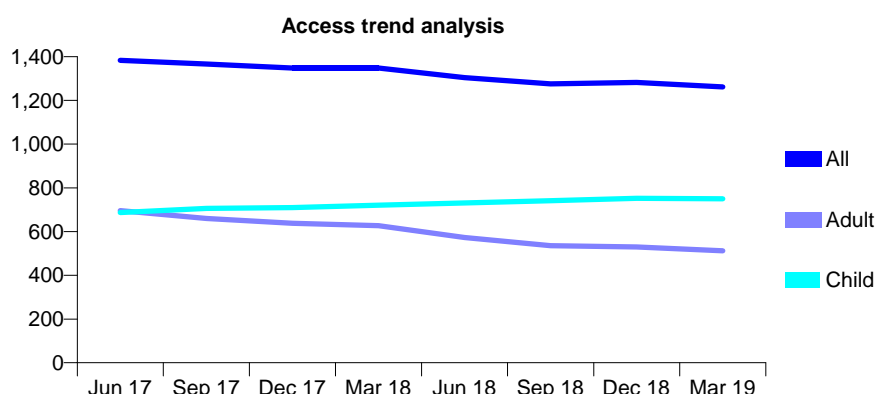
## 7A4 - Vital Signs At a Glance Contract Report for 965588/0001 - Year end March 2019

Name or company name	MS V KOLAH
Contract type name	GDS Contract
Purpose of contract	General
Contract start date	26/07/2007
Contract end date	

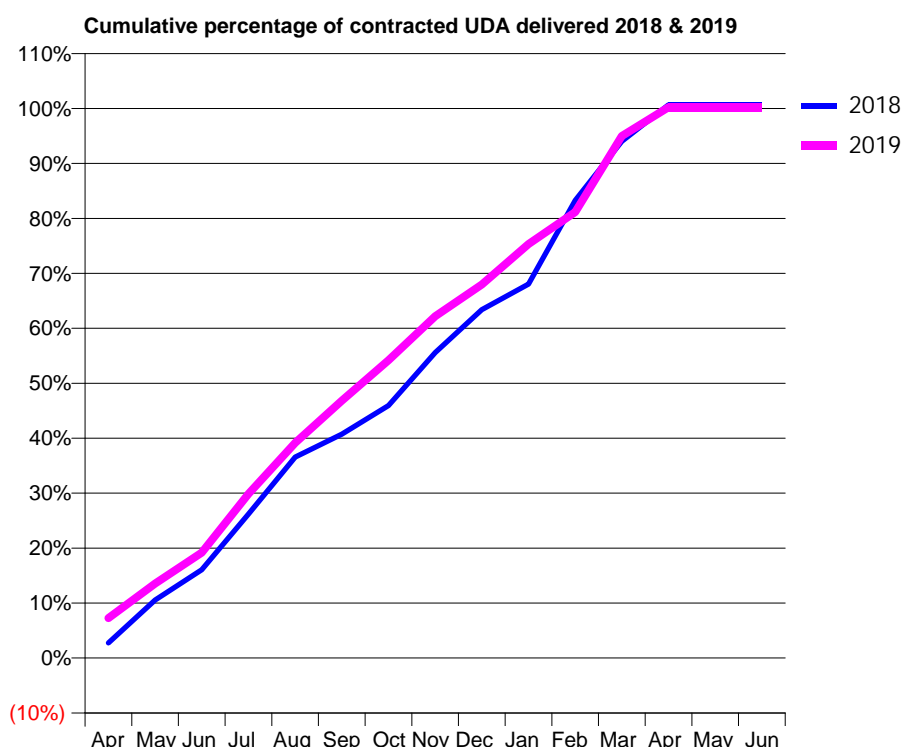
18/19 Contracted general activity (UDA)	2,091
Carry forward general activity (UDA)	-14
18/19 Contracted orthodontic activity (UOA)	0
Carry forward orthodontic activity (UOA)	0
Baseline contract value	£53,433.05

### ACCESS\*

Patients seen in 24 months	Total	Change since previous quarter
Quarter ending March 2018	1,348	
Quarter ending June 2018	1,304	↓
Quarter ending September 2018	1,276	↓
Quarter ending December 2018	1,282	→
Quarter ending March 2019	1,262	↓
<b>Variance since March 2018</b>	<b>(6.4%)</b>	<b>↓</b>



### ACTIVITY



Adjusted Scheduled Activity (UDA)		
Month	2018	2019
April	57	152
May	221	283
June	336	401
July	548	624
August	764	819
September	852	979
October	961	1,133
November	1,162	1,300
December	1,325	1,421
January	1,423	1,575
February	1,741	1,697
March	1,966	1,986
April	2,105	2,096
May	2,105	2,096
June	2,105	2,096

### QUALITY

	Quantity	Base Number	Contract	LHB	Wales
% of FP17s for the same patient ID Re-attending within 3 months - Children	42	1,063	4.0%	8.6%	10.8%
% of FP17s for the same patient ID Re-attending within 3 months - Adults	30	407	7.4%	15.0%	15.7%
% of FP17s for the same patient ID Re-attending between 3 & 9 months - Children	627	1,063	59.0%	57.7%	59.7%
% of FP17s for the same patient ID Re-attending between 3 & 9 months - Adults	180	407	44.2%	55.5%	55.5%
% of FP17s for Band 1 Urgent Courses	48	1,455	3.3%	9.2%	9.0%
% of FP17s Relating to Free Repair or Replacements	0	1,455	0.0%	0.6%	0.7%
% of FP17s Relating to Continuations	2	1,455	0.1%	0.7%	0.7%
% of Patients satisfied with the dentistry they have received	3	3	N/A	92.9%	92.4%
% of Patients satisfied with the time they had to wait for an appointment	3	3	N/A	88.0%	87.1%

\* This is based on patients treated on this contract for their most recent course of treatment.

Figures in italics indicate the base number of FP17s or Patient Questionnaire responses are less than 100. N/A is shown where the base number of responses is less than 10 during the period. % is calculated as Quantity/Base number\*100

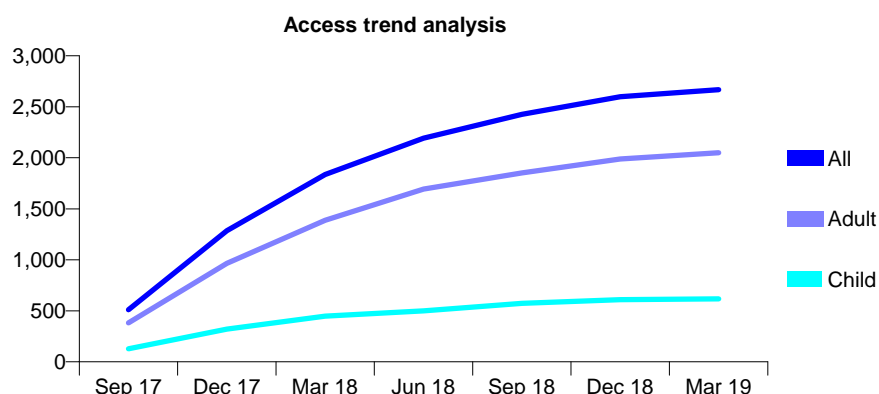
## 7A5 - Vital Signs At a Glance Contract Report for 100482/0000 - Year end March 2019

Name or company name	Gafyn Poulton
Contract type name	GDS Contract
Purpose of contract	General
Contract start date	01/06/2017
Contract end date	

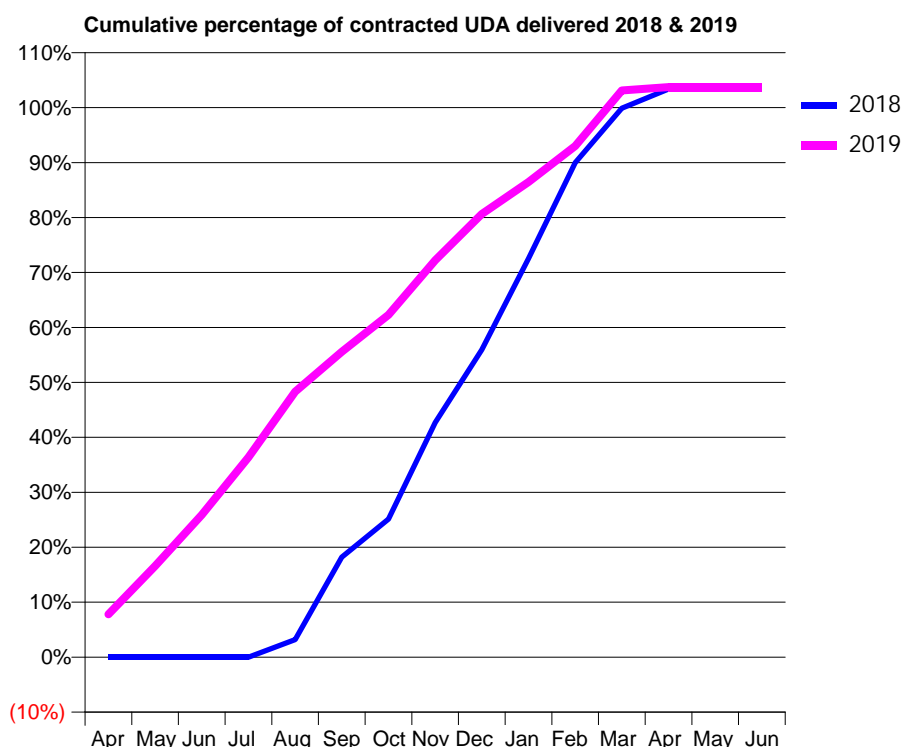
18/19 Contracted general activity (UDA)	7,200
Carry forward general activity (UDA)	-260
18/19 Contracted orthodontic activity (UOA)	0
Carry forward orthodontic activity (UOA)	0
Baseline contract value	£178,919.72

### ACCESS\*

Patients seen in 24 months	Total	Change since previous quarter
Quarter ending March 2018	1,837	
Quarter ending June 2018	2,193	↑
Quarter ending September 2018	2,427	↑
Quarter ending December 2018	2,599	↑
Quarter ending March 2019	2,667	↑
<b>Variance since March 2018</b>	<b>45.2%</b>	<b>↑</b>



### ACTIVITY



Adjusted Scheduled Activity (UDA)		
Month	2018	2019
April	0	562
May	0	1,194
June	0	1,863
July	0	2,618
August	191	3,477
September	1,093	4,000
October	1,507	4,484
November	2,561	5,199
December	3,357	5,806
January	4,353	6,224
February	5,399	6,696
March	5,993	7,425
April	6,203	7,468
May	6,203	7,468
June	6,203	7,468

### QUALITY

	Quantity	Base Number	Contract	LHB	Wales
% of FP17s for the same patient ID Re-attending within 3 months - Children	32	648	4.9%	6.8%	10.8%
% of FP17s for the same patient ID Re-attending within 3 months - Adults	270	2,403	11.2%	13.5%	15.7%
% of FP17s for the same patient ID Re-attending between 3 & 9 months - Children	234	648	36.1%	56.5%	59.7%
% of FP17s for the same patient ID Re-attending between 3 & 9 months - Adults	978	2,403	40.7%	54.2%	55.5%
% of FP17s for Band 1 Urgent Courses	157	3,001	5.2%	8.9%	9.0%
% of FP17s Relating to Free Repair or Replacements	36	3,001	1.2%	0.7%	0.7%
% of FP17s Relating to Continuations	12	3,001	0.4%	0.6%	0.7%
% of Patients satisfied with the dentistry they have received	10	13	76.9%	93.0%	92.4%
% of Patients satisfied with the time they had to wait for an appointment	9	13	69.2%	87.9%	87.1%

\* This is based on patients treated on this contract for their most recent course of treatment.  
 Figures in italics indicate the base number of FP17s or Patient Questionnaire responses are less than 100. N/A is shown where the base number of responses is less than 10 during the period. % is calculated as Quantity/Base number\*100

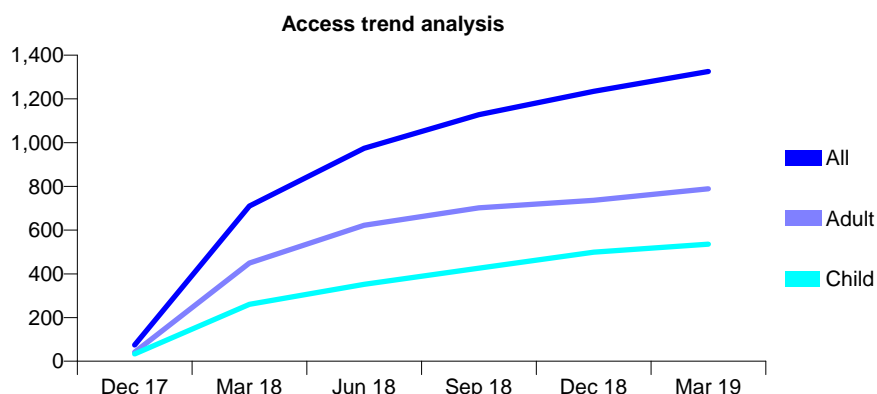
## 7A5 - Vital Signs At a Glance Contract Report for 100541/0000 - Year end March 2019

Name or company name	L Smart & S Clayton Partnership
Contract type name	GDS Contract
Purpose of contract	General
Contract start date	01/11/2017
Contract end date	

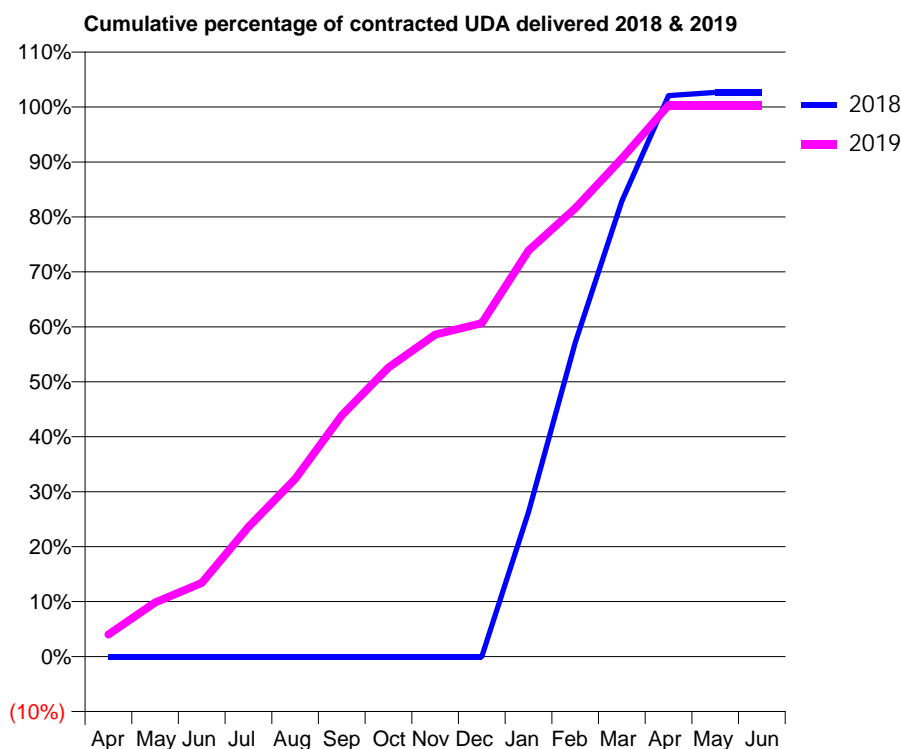
18/19 Contracted general activity (UDA)	6,886
Carry forward general activity (UDA)	-106
18/19 Contracted orthodontic activity (UOA)	0
Carry forward orthodontic activity (UOA)	0
Baseline contract value	£184,046.77

### ACCESS\*

Patients seen in 24 months	Total	Change since previous quarter
Quarter ending March 2018	710	
Quarter ending June 2018	974	↑
Quarter ending September 2018	1,128	↑
Quarter ending December 2018	1,235	↑
Quarter ending March 2019	1,325	↑
<b>Variance since March 2018</b>	<b>86.6%</b>	<b>↑</b>



### ACTIVITY



Adjusted Scheduled Activity (UDA)		
Month	2018	2019
April	0	277
May	0	677
June	0	924
July	0	1,623
August	0	2,226
September	0	3,023
October	0	3,622
November	0	4,034
December	0	4,176
January	1,061	5,088
February	2,306	5,617
March	3,344	6,240
April	4,119	6,909
May	4,142	6,909
June	4,142	6,909

### QUALITY

	Quantity	Base Number	Contract	LHB	Wales
% of FP17s for the same patient ID Re-attending within 3 months - Children	61	714	8.5%	6.8%	10.8%
% of FP17s for the same patient ID Re-attending within 3 months - Adults	203	1,169	17.4%	13.5%	15.7%
% of FP17s for the same patient ID Re-attending between 3 & 9 months - Children	256	714	35.9%	56.5%	59.7%
% of FP17s for the same patient ID Re-attending between 3 & 9 months - Adults	474	1,169	40.5%	54.2%	55.5%
% of FP17s for Band 1 Urgent Courses	16	1,923	0.8%	8.9%	9.0%
% of FP17s Relating to Free Repair or Replacements	2	1,923	0.1%	0.7%	0.7%
% of FP17s Relating to Continuations	2	1,923	0.1%	0.6%	0.7%
% of Patients satisfied with the dentistry they have received	6	6	N/A	93.0%	92.4%
% of Patients satisfied with the time they had to wait for an appointment	6	6	N/A	87.9%	87.1%

\* This is based on patients treated on this contract for their most recent course of treatment.

Figures in italics indicate the base number of FP17s or Patient Questionnaire responses are less than 100. N/A is shown where the base number of responses is less than 10 during the period. % is calculated as Quantity/Base number\*100



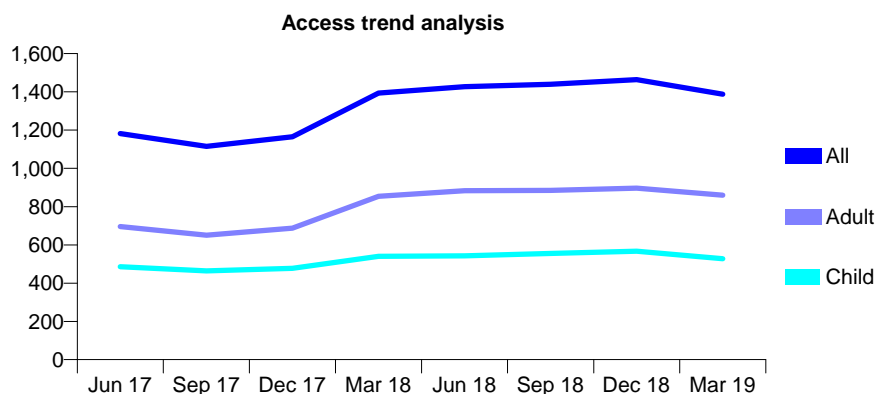
## 7A5 - Vital Signs At a Glance Contract Report for 102660/0001 - Year end March 2019

Name or company name	Brilliant Dental Care
Contract type name	GDS Contract
Purpose of contract	General and Orthodontic
Contract start date	01/06/2014
Contract end date	

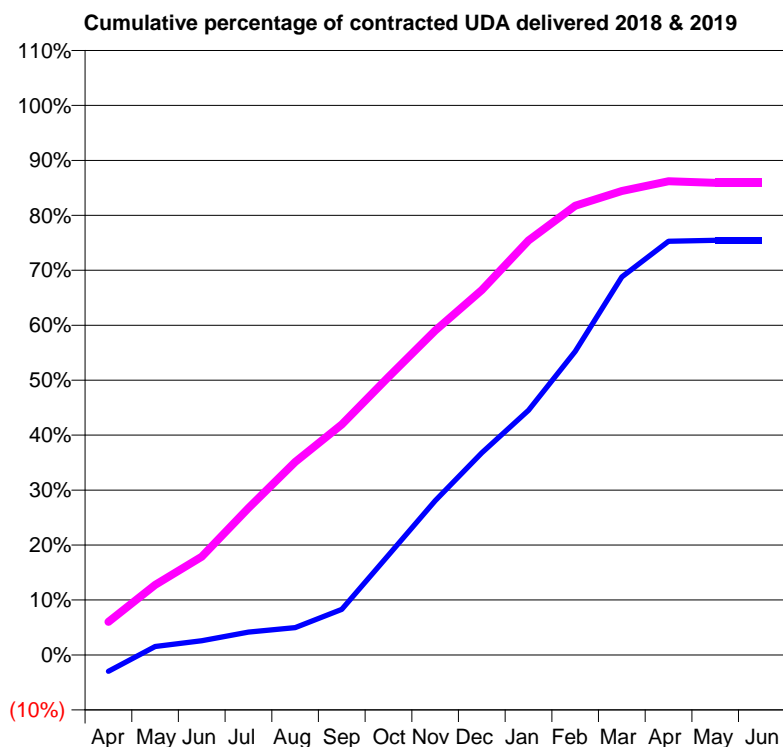
18/19 Contracted general activity (UDA)	4,200
Carry forward general activity (UDA)	0
18/19 Contracted orthodontic activity (UOA)	57
Carry forward orthodontic activity (UOA)	0
Baseline contract value	£108,068.75

### ACCESS\*

Patients seen in 24 months	Total	Change since previous quarter
Quarter ending March 2018	1,394	
Quarter ending June 2018	1,427	↑
Quarter ending September 2018	1,440	→
Quarter ending December 2018	1,464	→
Quarter ending March 2019	1,388	↓
<b>Variance since March 2018</b>	<b>(0.4%)</b>	→



### ACTIVITY



Adjusted Scheduled Activity (UDA)		
Month	2018	2019
April	-126	253
May	64	536
June	109	750
July	175	1,123
August	210	1,475
September	349	1,762
October	763	2,124
November	1,179	2,480
December	1,545	2,788
January	1,870	3,169
February	2,320	3,433
March	2,889	3,546
April	3,162	3,620
May	3,169	3,608
June	3,169	3,608

### QUALITY

	Quantity	Base Number	Contract	LHB	Wales
% of FP17s for the same patient ID Re-attending within 3 months - Children	82	840	9.8%	6.8%	10.8%
% of FP17s for the same patient ID Re-attending within 3 months - Adults	125	1,189	10.5%	13.5%	15.7%
% of FP17s for the same patient ID Re-attending between 3 & 9 months - Children	528	840	62.9%	56.5%	59.7%
% of FP17s for the same patient ID Re-attending between 3 & 9 months - Adults	684	1,189	57.5%	54.2%	55.5%
% of FP17s for Band 1 Urgent Courses	138	1,913	7.2%	8.9%	9.0%
% of FP17s Relating to Free Repair or Replacements	2	1,913	0.1%	0.7%	0.7%
% of FP17s Relating to Continuations	2	1,913	0.1%	0.6%	0.7%
% of Patients satisfied with the dentistry they have received	2	2	N/A	93.0%	92.4%
% of Patients satisfied with the time they had to wait for an appointment	2	2	N/A	87.9%	87.1%

\* This is based on patients treated on this contract for their most recent course of treatment.

Figures in italics indicate the base number of FP17s or Patient Questionnaire responses are less than 100. N/A is shown where the base number of responses is less than 10 during the period. % is calculated as Quantity/Base number\*100

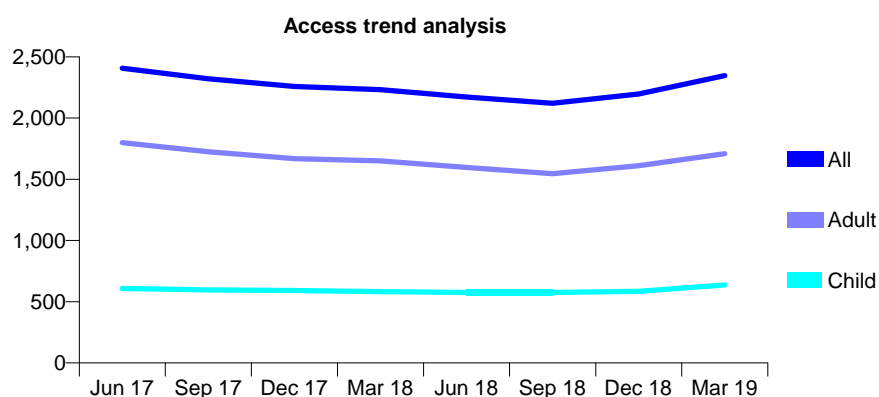
## 7A5 - Vital Signs At a Glance Contract Report for 105333/0001 - Year end March 2019

Name or company name	Beddau Dental Practice
Contract type name	GDS Contract
Purpose of contract	General
Contract start date	01/06/2014
Contract end date	

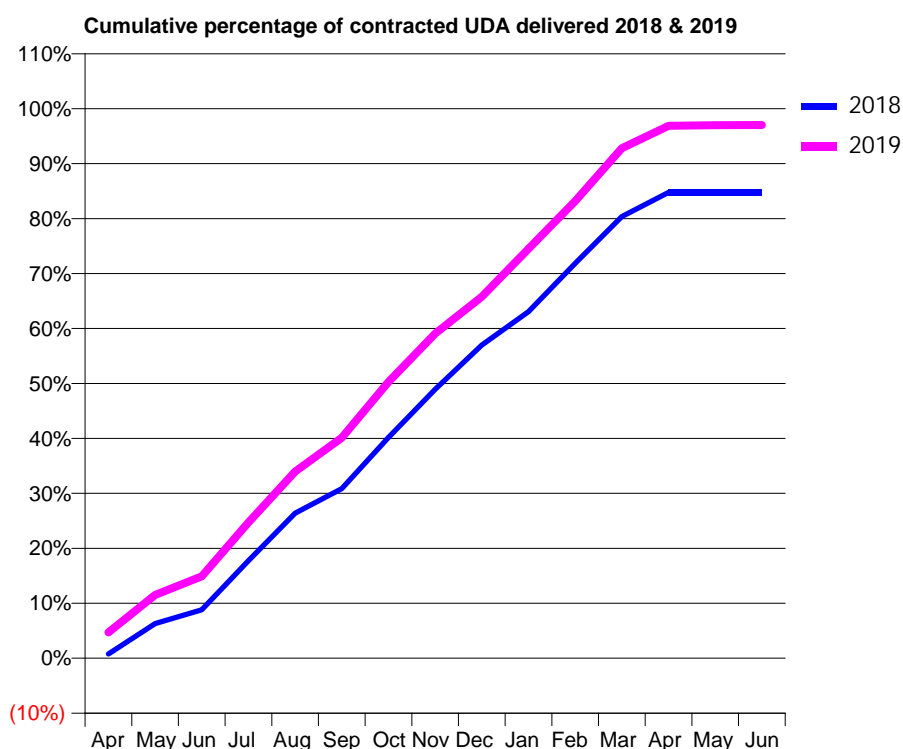
18/19 Contracted general activity (UDA)	7,800
Carry forward general activity (UDA)	0
18/19 Contracted orthodontic activity (UOA)	0
Carry forward orthodontic activity (UOA)	0
Baseline contract value	£193,703.49

### ACCESS\*

Patients seen in 24 months	Total	Change since previous quarter
Quarter ending March 2018	2,232	
Quarter ending June 2018	2,172	↓
Quarter ending September 2018	2,122	↓
Quarter ending December 2018	2,197	↑
Quarter ending March 2019	2,347	↑
<b>Variance since March 2018</b>	<b>5.2%</b>	<b>↑</b>



### ACTIVITY



Adjusted Scheduled Activity (UDA)		
Month	2018	2019
April	61	367
May	492	898
June	687	1,163
July	1,385	1,928
August	2,060	2,649
September	2,407	3,130
October	3,134	3,924
November	3,816	4,608
December	4,445	5,130
January	4,919	5,812
February	5,606	6,490
March	6,268	7,237
April	6,610	7,555
May	6,610	7,564
June	6,610	7,567

### QUALITY

	Quantity	Base Number	Contract	LHB	Wales
% of FP17s for the same patient ID Re-attending within 3 months - Children	43	984	4.4%	6.8%	10.8%
% of FP17s for the same patient ID Re-attending within 3 months - Adults	239	2,586	9.2%	13.5%	15.7%
% of FP17s for the same patient ID Re-attending between 3 & 9 months - Children	592	984	60.2%	56.5%	59.7%
% of FP17s for the same patient ID Re-attending between 3 & 9 months - Adults	1,543	2,586	59.7%	54.2%	55.5%
% of FP17s for Band 1 Urgent Courses	186	3,565	5.2%	8.9%	9.0%
% of FP17s Relating to Free Repair or Replacements	24	3,565	0.7%	0.7%	0.7%
% of FP17s Relating to Continuations	1	3,565	0.0%	0.6%	0.7%
% of Patients satisfied with the dentistry they have received	11	11	100.0%	93.0%	92.4%
% of Patients satisfied with the time they had to wait for an appointment	10	11	90.9%	87.9%	87.1%

\* This is based on patients treated on this contract for their most recent course of treatment.

Figures in italics indicate the base number of FP17s or Patient Questionnaire responses are less than 100. N/A is shown where the base number of responses is less than 10 during the period. % is calculated as Quantity/Base number\*100

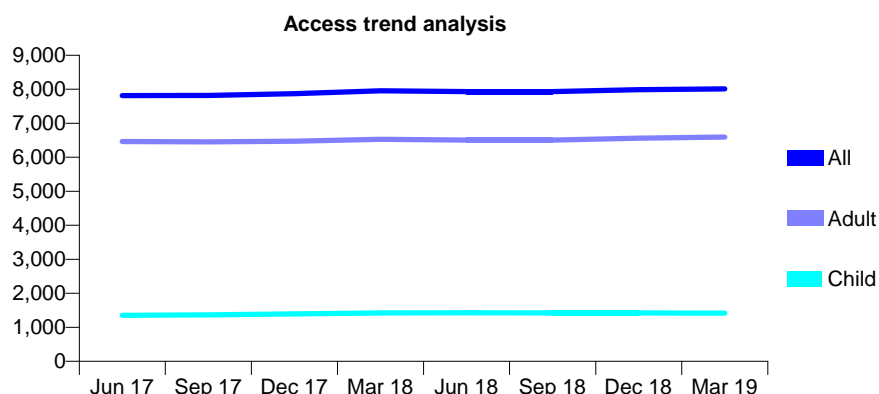
## 7A5 - Vital Signs At a Glance Contract Report for 106887/0001 - Year end March 2019

Name or company name	Morgan Street Dental Practice
Contract type name	Pilot Contract
Purpose of contract	General
Contract start date	01/04/2010
Contract end date	

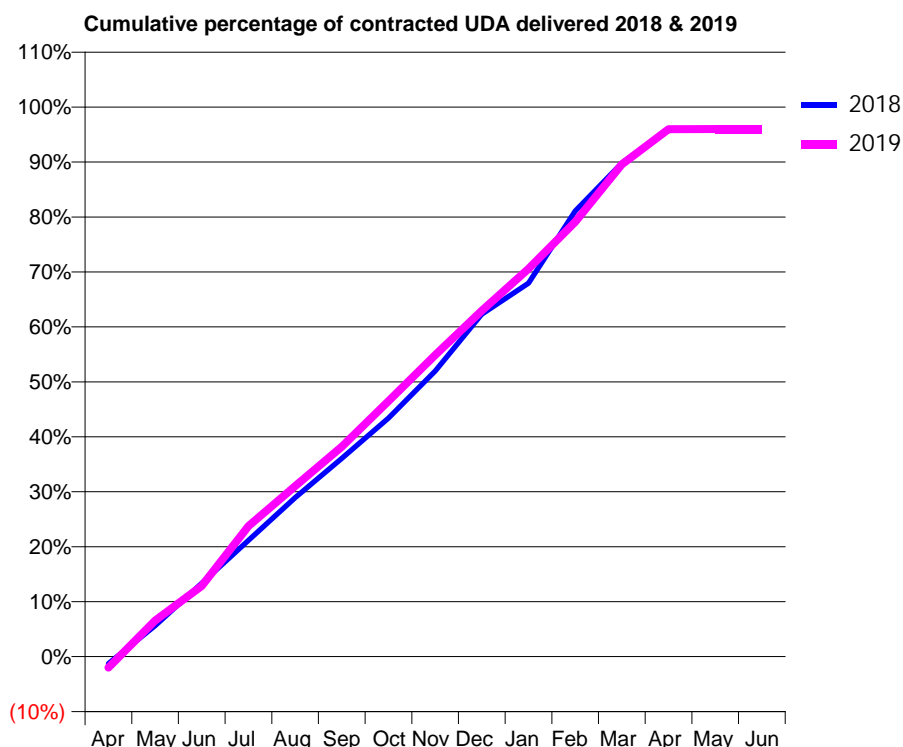
18/19 Contracted general activity (UDA)	24,525
Carry forward general activity (UDA)	997
18/19 Contracted orthodontic activity (UOA)	0
Carry forward orthodontic activity (UOA)	0
Baseline contract value	£640,679.32

### ACCESS\*

Patients seen in 24 months	Total	Change since previous quarter
Quarter ending March 2018	7,953	
Quarter ending June 2018	7,931	→
Quarter ending September 2018	7,932	→
Quarter ending December 2018	7,987	→
Quarter ending March 2019	8,013	→
<b>Variance since March 2018</b>	<b>0.8%</b>	<b>→</b>



### ACTIVITY



Adjusted Scheduled Activity (UDA)		
Month	2018	2019
April	-338	-498
May	1,456	1,608
June	3,447	3,152
July	5,467	5,822
August	7,470	7,612
September	9,315	9,370
October	11,202	11,407
November	13,419	13,461
December	16,086	15,437
January	17,545	17,308
February	20,932	19,405
March	23,182	21,964
April	24,754	23,533
May	24,759	23,539
June	24,759	23,547

### QUALITY

	Quantity	Base Number	Contract	LHB	Wales
% of FP17s for the same patient ID Re-attending within 3 months - Children	217	2,367	9.2%	6.8%	10.8%
% of FP17s for the same patient ID Re-attending within 3 months - Adults	1,983	11,278	17.6%	13.5%	15.7%
% of FP17s for the same patient ID Re-attending between 3 & 9 months - Children	1,565	2,367	66.1%	56.5%	59.7%
% of FP17s for the same patient ID Re-attending between 3 & 9 months - Adults	6,916	11,278	61.3%	54.2%	55.5%
% of FP17s for Band 1 Urgent Courses	1,222	13,706	8.9%	8.9%	9.0%
% of FP17s Relating to Free Repair or Replacements	68	13,706	0.5%	0.7%	0.7%
% of FP17s Relating to Continuations	42	13,706	0.3%	0.6%	0.7%
% of Patients satisfied with the dentistry they have received	28	31	90.3%	93.0%	92.4%
% of Patients satisfied with the time they had to wait for an appointment	28	31	90.3%	87.9%	87.1%

\* This is based on patients treated on this contract for their most recent course of treatment.  
 Figures in *italics* indicate the base number of FP17s or Patient Questionnaire responses are less than 100. N/A is shown where the base number of responses is less than 10 during the period. % is calculated as Quantity/Base number\*100

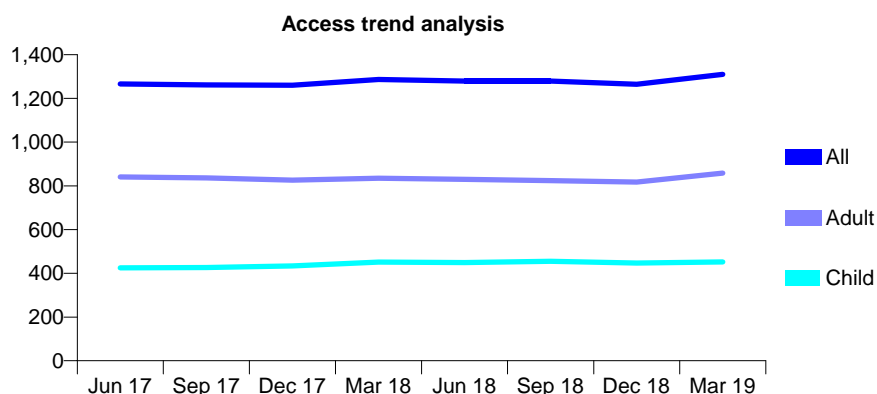
## 7A5 - Vital Signs At a Glance Contract Report for 108146/0001 - Year end March 2019

Name or company name	Colden Larch Ltd
Contract type name	GDS Contract
Purpose of contract	General
Contract start date	01/10/2009
Contract end date	

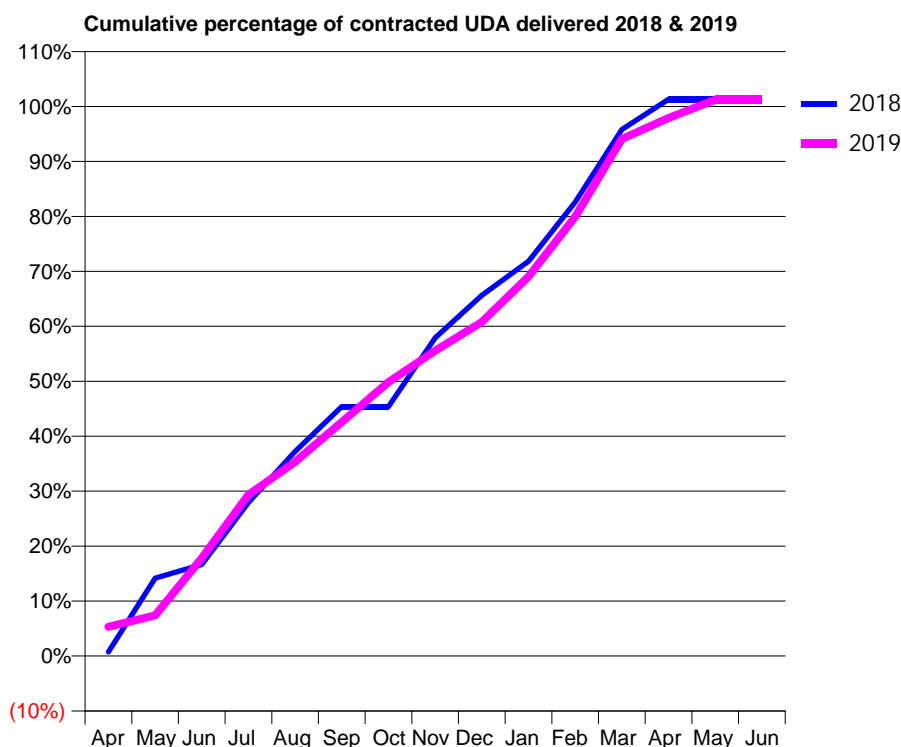
18/19 Contracted general activity (UDA)	3,710
Carry forward general activity (UDA)	-48
18/19 Contracted orthodontic activity (UOA)	0
Carry forward orthodontic activity (UOA)	0
Baseline contract value	£55,030.20

### ACCESS\*

Patients seen in 24 months	Total	Change since previous quarter
Quarter ending March 2018	1,286	
Quarter ending June 2018	1,279	→
Quarter ending September 2018	1,279	→
Quarter ending December 2018	1,264	↓
Quarter ending March 2019	1,310	↑
<b>Variance since March 2018</b>	<b>1.9%</b>	<b>→</b>



### ACTIVITY



Adjusted Scheduled Activity (UDA)		
Month	2018	2019
April	27	198
May	526	274
June	617	662
July	1,037	1,089
August	1,381	1,311
September	1,684	1,579
October	1,684	1,850
November	2,149	2,061
December	2,435	2,255
January	2,664	2,561
February	3,065	2,965
March	3,554	3,490
April	3,758	3,632
May	3,758	3,755
June	3,758	3,755

### QUALITY

	Quantity	Base Number	Contract	LHB	Wales
% of FP17s for the same patient ID Re-attending within 3 months - Children	52	632	8.2%	6.8%	10.8%
% of FP17s for the same patient ID Re-attending within 3 months - Adults	97	928	10.5%	13.5%	15.7%
% of FP17s for the same patient ID Re-attending between 3 & 9 months - Children	281	632	44.5%	56.5%	59.7%
% of FP17s for the same patient ID Re-attending between 3 & 9 months - Adults	365	928	39.3%	54.2%	55.5%
% of FP17s for Band 1 Urgent Courses	96	1,557	6.2%	8.9%	9.0%
% of FP17s Relating to Free Repair or Replacements	6	1,557	0.4%	0.7%	0.7%
% of FP17s Relating to Continuations	1	1,557	0.1%	0.6%	0.7%
% of Patients satisfied with the dentistry they have received	5	5	N/A	93.0%	92.4%
% of Patients satisfied with the time they had to wait for an appointment	4	5	N/A	87.9%	87.1%

\* This is based on patients treated on this contract for their most recent course of treatment.

Figures in italics indicate the base number of FP17s or Patient Questionnaire responses are less than 100. N/A is shown where the base number of responses is less than 10 during the period. % is calculated as Quantity/Base number\*100

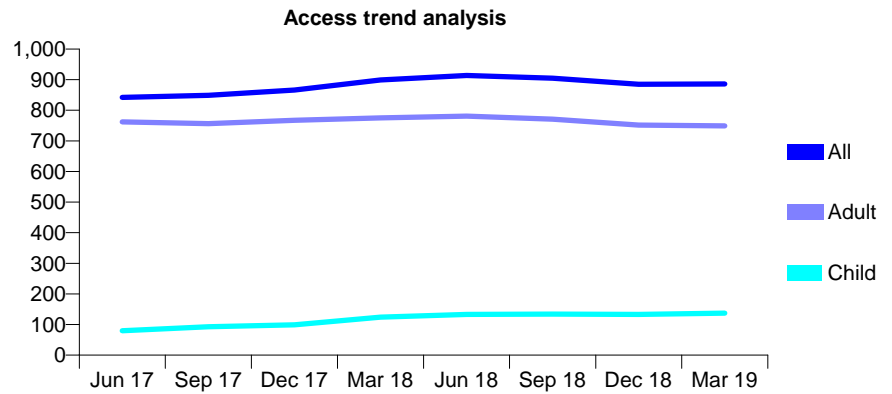
## 7A5 - Vital Signs At a Glance Contract Report for 108200/0004 - Year end March 2019

Name or company name	Cardiff & Vale University Health Board
Contract type name	PDS Contract
Purpose of contract	General
Contract start date	01/04/2006
Contract end date	31/03/2019

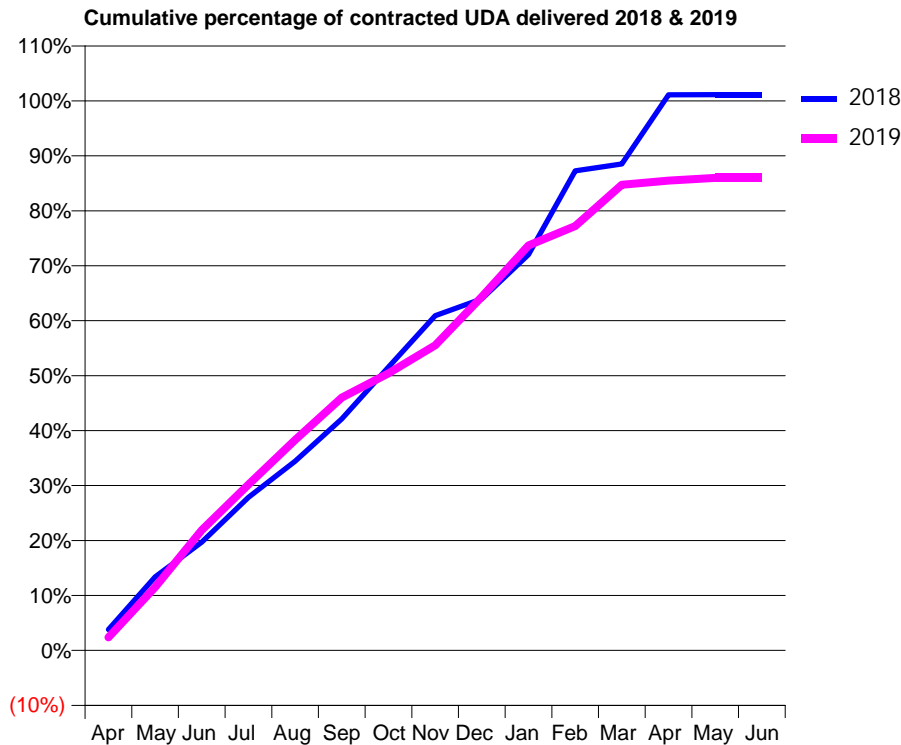
18/19 Contracted general activity (UDA)	2,209
Carry forward general activity (UDA)	0
18/19 Contracted orthodontic activity (UOA)	0
Carry forward orthodontic activity (UOA)	0
Baseline contract value	£62,791.84

### ACCESS\*

Patients seen in 24 months	Total	Change since previous quarter
Quarter ending March 2018	899	
Quarter ending June 2018	914	→
Quarter ending September 2018	905	→
Quarter ending December 2018	885	↓
Quarter ending March 2019	886	→
<b>Variance since March 2018</b>	<b>(1.4%)</b>	<b>↓</b>



### ACTIVITY



Adjusted Scheduled Activity (UDA)		
Month	2018	2019
April	84	53
May	296	255
June	436	484
July	615	666
August	761	846
September	931	1,016
October	1,139	1,114
November	1,346	1,226
December	1,413	1,422
January	1,591	1,628
February	1,928	1,706
March	1,955	1,872
April	2,233	1,888
May	2,234	1,899
June	2,234	1,899

### QUALITY

	Quantity	Base Number	Contract	LHB	Wales
% of FP17s for the same patient ID Re-attending within 3 months - Children	7	181	3.9%	6.8%	10.8%
% of FP17s for the same patient ID Re-attending within 3 months - Adults	125	992	12.6%	13.5%	15.7%
% of FP17s for the same patient ID Re-attending between 3 & 9 months - Children	77	181	42.5%	56.5%	59.7%
% of FP17s for the same patient ID Re-attending between 3 & 9 months - Adults	440	992	44.4%	54.2%	55.5%
% of FP17s for Band 1 Urgent Courses	132	1,032	12.8%	8.9%	9.0%
% of FP17s Relating to Free Repair or Replacements	0	1,032	0.0%	0.7%	0.7%
% of FP17s Relating to Continuations	5	1,032	0.5%	0.6%	0.7%
% of Patients satisfied with the dentistry they have received	0	0	N/A	93.0%	92.4%
% of Patients satisfied with the time they had to wait for an appointment	0	0	N/A	87.9%	87.1%

\* This is based on patients treated on this contract for their most recent course of treatment. Figures in italics indicate the base number of FP17s or Patient Questionnaire responses are less than 100. N/A is shown where the base number of responses is less than 10 during the period. % is calculated as Quantity/Base number\*100

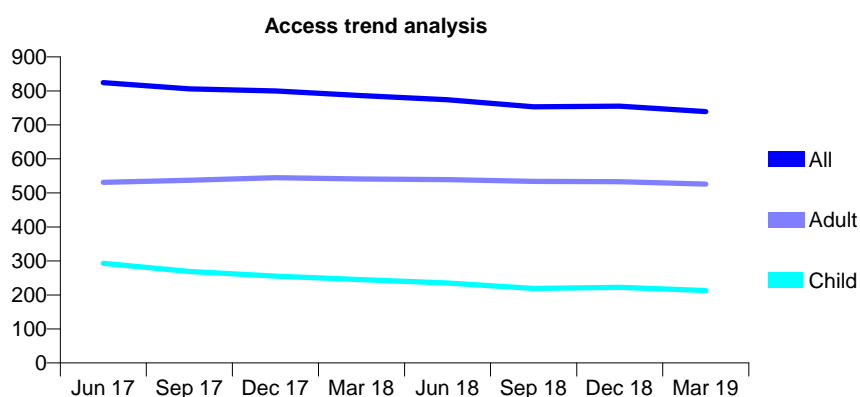
## 7A5 - Vital Signs At a Glance Contract Report for 108200/0006 - Year end March 2019

Name or company name	Cardiff & Vale University Health Board
Contract type name	PDS Contract
Purpose of contract	General
Contract start date	01/04/2006
Contract end date	31/03/2019

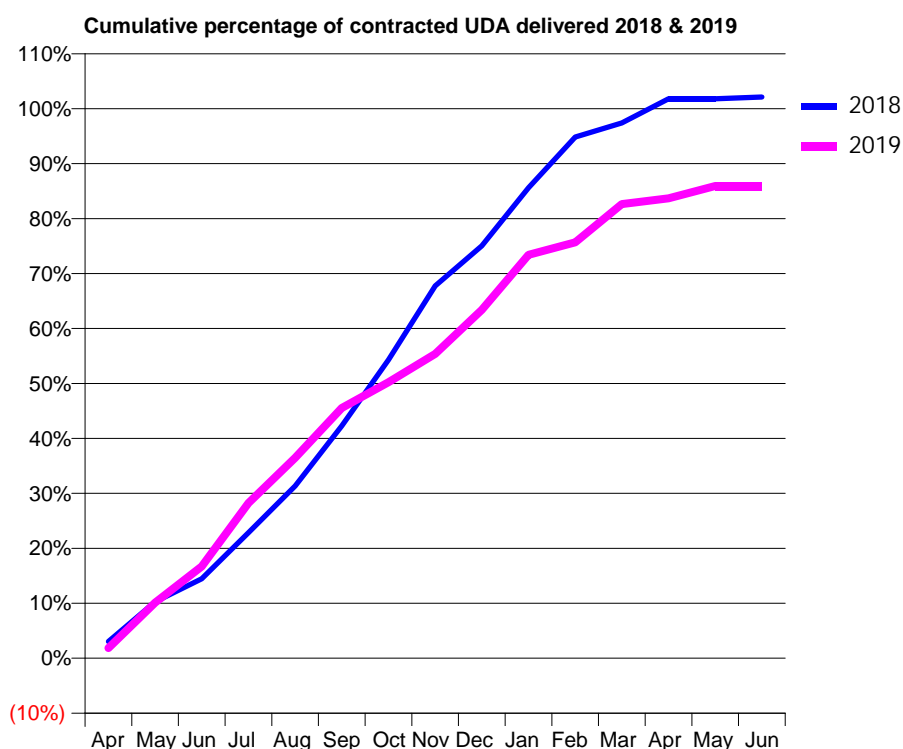
18/19 Contracted general activity (UDA)	2,208
Carry forward general activity (UDA)	0
18/19 Contracted orthodontic activity (UOA)	0
Carry forward orthodontic activity (UOA)	0
Baseline contract value	£62,791.83

### ACCESS\*

Patients seen in 24 months	Total	Change since previous quarter
Quarter ending March 2018	786	
Quarter ending June 2018	774	↓
Quarter ending September 2018	753	↓
Quarter ending December 2018	755	→
Quarter ending March 2019	739	↓
<b>Variance since March 2018</b>	<b>(6.0%)</b>	<b>↓</b>



### ACTIVITY



Adjusted Scheduled Activity (UDA)		
Month	2018	2019
April	67	41
May	227	224
June	320	369
July	504	624
August	692	805
September	933	1,005
October	1,199	1,109
November	1,496	1,223
December	1,657	1,399
January	1,890	1,621
February	2,094	1,671
March	2,151	1,825
April	2,248	1,848
May	2,248	1,897
June	2,255	1,897

### QUALITY

	Quantity	Base Number	Contract	LHB	Wales
% of FP17s for the same patient ID Re-attending within 3 months - Children	11	297	3.7%	6.8%	10.8%
% of FP17s for the same patient ID Re-attending within 3 months - Adults	67	735	9.1%	13.5%	15.7%
% of FP17s for the same patient ID Re-attending between 3 & 9 months - Children	165	297	55.6%	56.5%	59.7%
% of FP17s for the same patient ID Re-attending between 3 & 9 months - Adults	415	735	56.5%	54.2%	55.5%
% of FP17s for Band 1 Urgent Courses	71	1,018	7.0%	8.9%	9.0%
% of FP17s Relating to Free Repair or Replacements	5	1,018	0.5%	0.7%	0.7%
% of FP17s Relating to Continuations	4	1,018	0.4%	0.6%	0.7%
% of Patients satisfied with the dentistry they have received	3	4	N/A	93.0%	92.4%
% of Patients satisfied with the time they had to wait for an appointment	3	4	N/A	87.9%	87.1%

\* This is based on patients treated on this contract for their most recent course of treatment. Figures in italics indicate the base number of FP17s or Patient Questionnaire responses are less than 100. N/A is shown where the base number of responses is less than 10 during the period. % is calculated as Quantity/Base number\*100

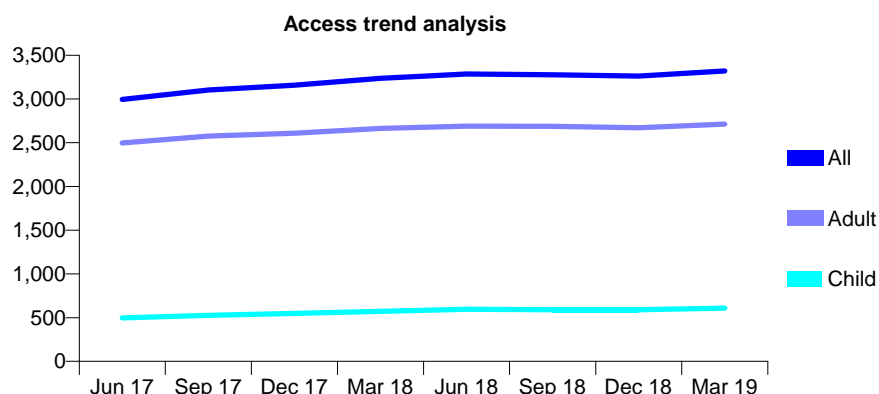
## 7A5 - Vital Signs At a Glance Contract Report for 116300/0008 - Year end March 2019

Name or company name	Whitecross Dental Care Ltd
Contract type name	GDS Contract
Purpose of contract	General
Contract start date	01/04/2015
Contract end date	

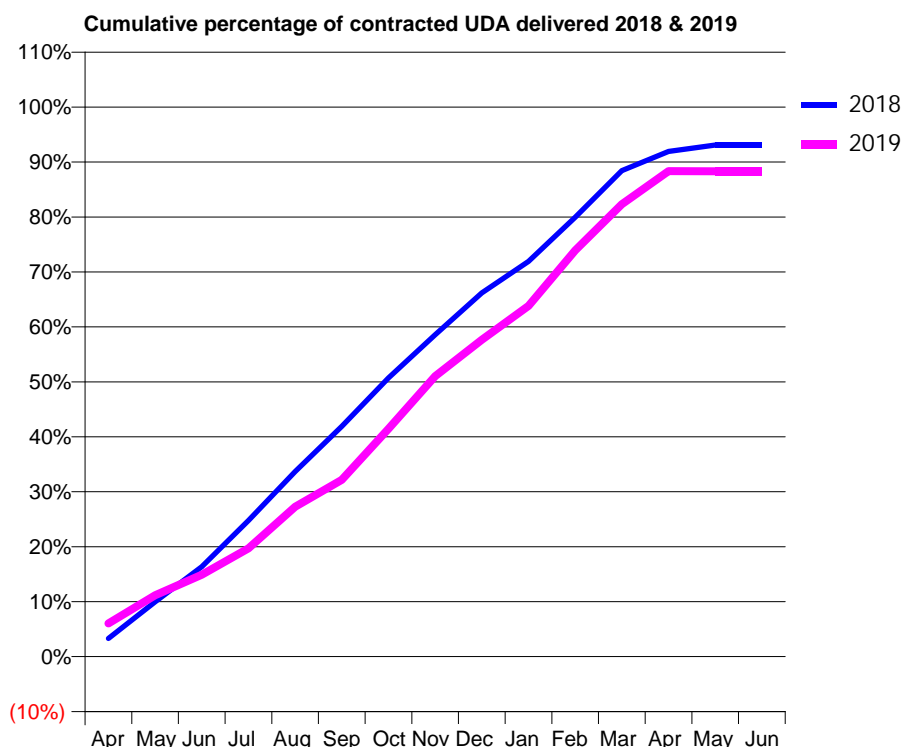
18/19 Contracted general activity (UDA)	11,600
Carry forward general activity (UDA)	0
18/19 Contracted orthodontic activity (UOA)	0
Carry forward orthodontic activity (UOA)	0
Baseline contract value	£326,763.72

### ACCESS\*

Patients seen in 24 months	Total	Change since previous quarter
Quarter ending March 2018	3,237	
Quarter ending June 2018	3,286	→
Quarter ending September 2018	3,277	→
Quarter ending December 2018	3,261	→
Quarter ending March 2019	3,321	→
<b>Variance since March 2018</b>	<b>2.6%</b>	<b>↑</b>



### ACTIVITY



Adjusted Scheduled Activity (UDA)		
Month	2018	2019
April	406	702
May	1,221	1,295
June	2,003	1,731
July	3,029	2,287
August	4,118	3,163
September	5,124	3,731
October	6,201	4,808
November	7,162	5,922
December	8,094	6,686
January	8,793	7,401
February	9,776	8,574
March	10,810	9,546
April	11,241	10,247
May	11,381	10,244
June	11,381	10,244

### QUALITY

	Quantity	Base Number	Contract	LHB	Wales
% of FP17s for the same patient ID Re-attending within 3 months - Children	38	813	4.7%	6.8%	10.8%
% of FP17s for the same patient ID Re-attending within 3 months - Adults	384	3,738	10.3%	13.5%	15.7%
% of FP17s for the same patient ID Re-attending between 3 & 9 months - Children	436	813	53.6%	56.5%	59.7%
% of FP17s for the same patient ID Re-attending between 3 & 9 months - Adults	1,878	3,738	50.2%	54.2%	55.5%
% of FP17s for Band 1 Urgent Courses	281	4,703	6.0%	8.9%	9.0%
% of FP17s Relating to Free Repair or Replacements	11	4,703	0.2%	0.7%	0.7%
% of FP17s Relating to Continuations	42	4,703	0.9%	0.6%	0.7%
% of Patients satisfied with the dentistry they have received	14	16	87.5%	93.0%	92.4%
% of Patients satisfied with the time they had to wait for an appointment	12	16	75.0%	87.9%	87.1%

\* This is based on patients treated on this contract for their most recent course of treatment.  
 Figures in *italics* indicate the base number of FP17s or Patient Questionnaire responses are less than 100. N/A is shown where the base number of responses is less than 10 during the period. % is calculated as Quantity/Base number\*100



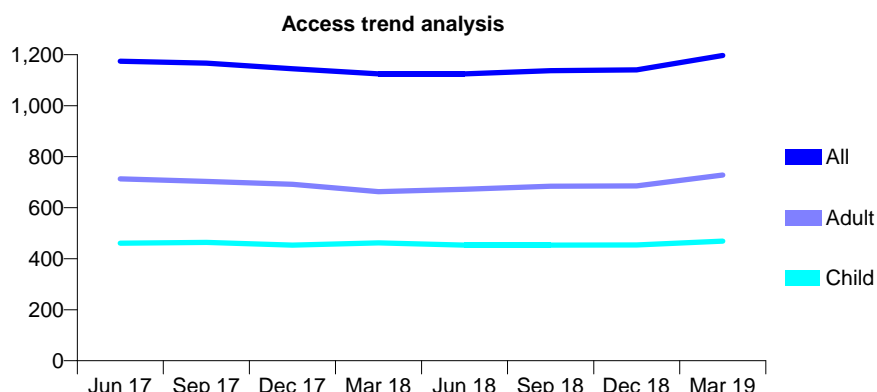
## 7A5 - Vital Signs At a Glance Contract Report for 119121/0001 - Year end March 2019

Name or company name	Jamie Pugh Dental Healthcare Ltd
Contract type name	GDS Contract
Purpose of contract	General
Contract start date	20/04/2009
Contract end date	

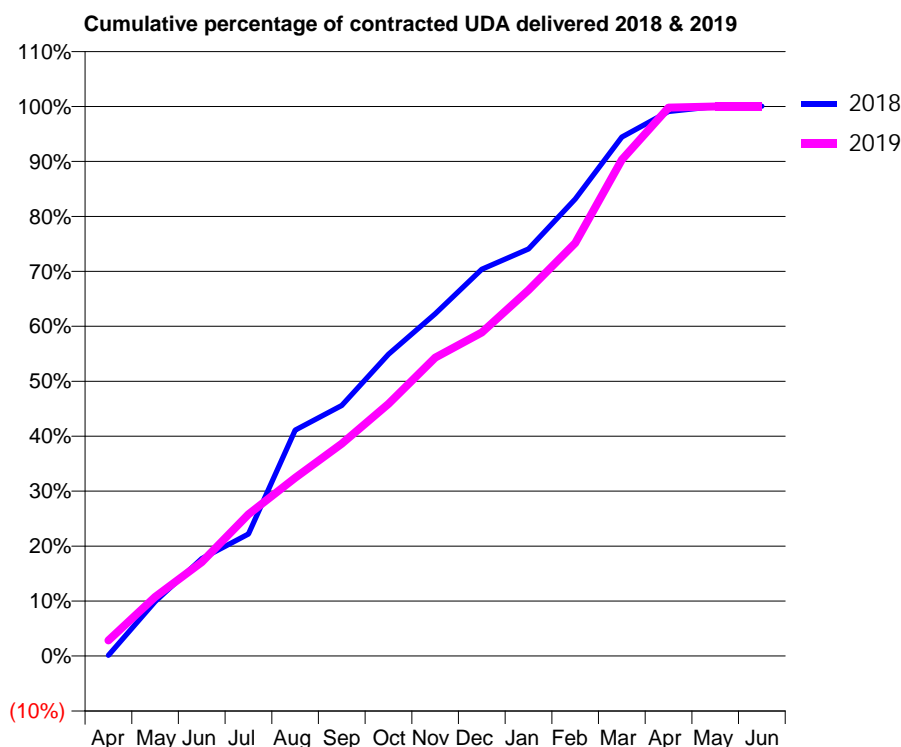
18/19 Contracted general activity (UDA)	3,573
Carry forward general activity (UDA)	-2
18/19 Contracted orthodontic activity (UOA)	0
Carry forward orthodontic activity (UOA)	0
Baseline contract value	£120,128.86

### ACCESS\*

Patients seen in 24 months	Total	Change since previous quarter
Quarter ending March 2018	1,125	
Quarter ending June 2018	1,125	→
Quarter ending September 2018	1,137	→
Quarter ending December 2018	1,140	→
Quarter ending March 2019	1,197	↑
<b>Variance since March 2018</b>	<b>6.4%</b>	<b>↑</b>



### ACTIVITY



Adjusted Scheduled Activity (UDA)		
Month	2018	2019
April	5	102
May	355	384
June	634	611
July	794	921
August	1,468	1,159
September	1,629	1,380
October	1,962	1,639
November	2,226	1,940
December	2,514	2,104
January	2,647	2,380
February	2,971	2,685
March	3,374	3,226
April	3,541	3,566
May	3,573	3,573
June	3,575	3,573

### QUALITY

	Quantity	Base Number	Contract	LHB	Wales
% of FP17s for the same patient ID Re-attending within 3 months - Children	39	704	5.5%	6.8%	10.8%
% of FP17s for the same patient ID Re-attending within 3 months - Adults	124	1,056	11.7%	13.5%	15.7%
% of FP17s for the same patient ID Re-attending between 3 & 9 months - Children	403	704	57.2%	56.5%	59.7%
% of FP17s for the same patient ID Re-attending between 3 & 9 months - Adults	574	1,056	54.4%	54.2%	55.5%
% of FP17s for Band 1 Urgent Courses	140	1,787	7.8%	8.9%	9.0%
% of FP17s Relating to Free Repair or Replacements	5	1,787	0.3%	0.7%	0.7%
% of FP17s Relating to Continuations	8	1,787	0.4%	0.6%	0.7%
% of Patients satisfied with the dentistry they have received	7	7	N/A	93.0%	92.4%
% of Patients satisfied with the time they had to wait for an appointment	7	7	N/A	87.9%	87.1%

\* This is based on patients treated on this contract for their most recent course of treatment.

Figures in italics indicate the base number of FP17s or Patient Questionnaire responses are less than 100. N/A is shown where the base number of responses is less than 10 during the period. % is calculated as Quantity/Base number\*100

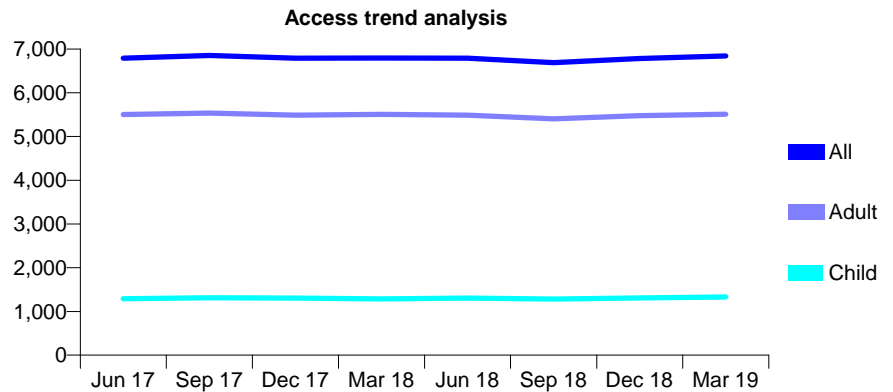
## 7A5 - Vital Signs At a Glance Contract Report for 121878/0001 - Year end March 2019

Name or company name	Courtland Dental Centre Ltd
Contract type name	GDS Contract
Purpose of contract	General
Contract start date	01/04/2012
Contract end date	

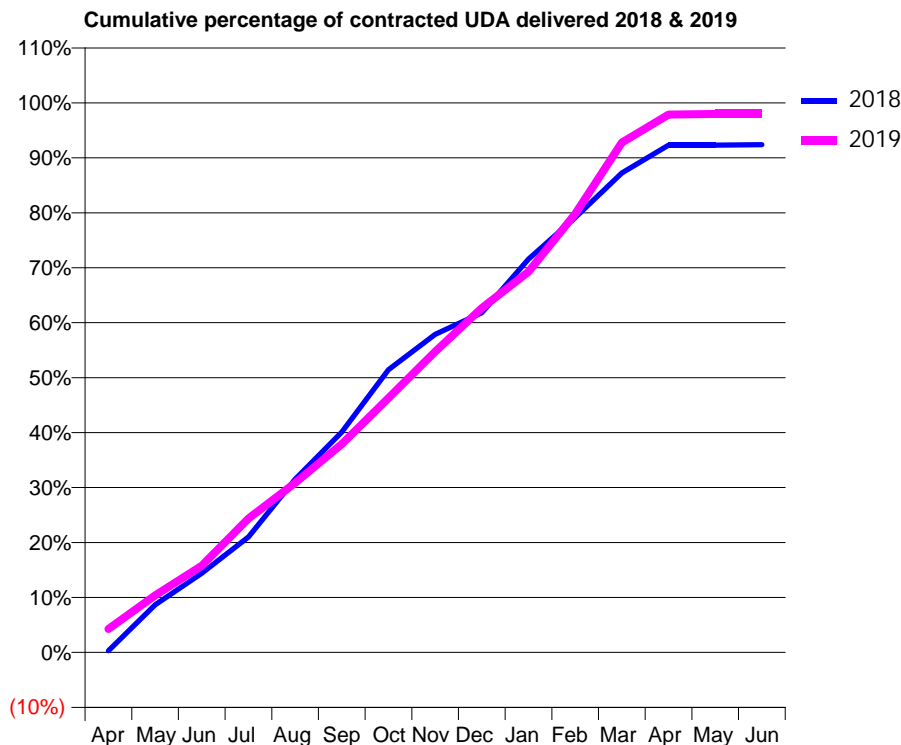
18/19 Contracted general activity (UDA)	22,192
Carry forward general activity (UDA)	0
18/19 Contracted orthodontic activity (UOA)	0
Carry forward orthodontic activity (UOA)	0
Baseline contract value	£675,302.51

### ACCESS\*

Patients seen in 24 months	Total	Change since previous quarter
Quarter ending March 2018	6,794	
Quarter ending June 2018	6,791	→
Quarter ending September 2018	6,686	↓
Quarter ending December 2018	6,784	→
Quarter ending March 2019	6,843	→
<b>Variance since March 2018</b>	<b>0.7%</b>	<b>→</b>



### ACTIVITY



Adjusted Scheduled Activity (UDA)		
Month	2018	2019
April	69	947
May	1,917	2,308
June	3,183	3,501
July	4,647	5,408
August	6,974	6,847
September	8,858	8,410
October	11,373	10,270
November	12,795	12,145
December	13,665	13,909
January	15,825	15,375
February	17,499	17,710
March	19,285	20,586
April	20,402	21,719
May	20,405	21,743
June	20,424	21,745

### QUALITY

	Quantity	Base Number	Contract	LHB	Wales
% of FP17s for the same patient ID Re-attending within 3 months - Children	97	1,769	5.5%	6.8%	10.8%
% of FP17s for the same patient ID Re-attending within 3 months - Adults	1,125	8,470	13.3%	13.5%	15.7%
% of FP17s for the same patient ID Re-attending between 3 & 9 months - Children	845	1,769	47.8%	56.5%	59.7%
% of FP17s for the same patient ID Re-attending between 3 & 9 months - Adults	4,785	8,470	56.5%	54.2%	55.5%
% of FP17s for Band 1 Urgent Courses	874	10,204	8.6%	8.9%	9.0%
% of FP17s Relating to Free Repair or Replacements	47	10,204	0.5%	0.7%	0.7%
% of FP17s Relating to Continuations	79	10,204	0.8%	0.6%	0.7%
% of Patients satisfied with the dentistry they have received	19	20	95.0%	93.0%	92.4%
% of Patients satisfied with the time they had to wait for an appointment	19	20	95.0%	87.9%	87.1%

\* This is based on patients treated on this contract for their most recent course of treatment.

Figures in italics indicate the base number of FP17s or Patient Questionnaire responses are less than 100. N/A is shown where the base number of responses is less than 10 during the period. % is calculated as Quantity/Base number\*100

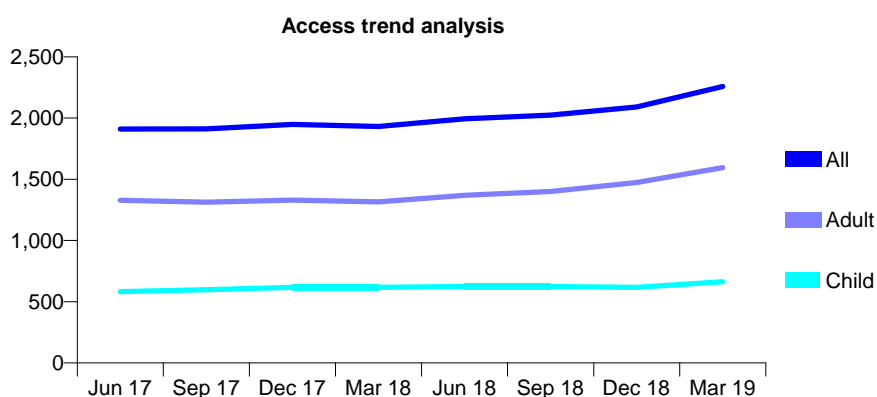
## 7A5 - Vital Signs At a Glance Contract Report for 132349/0001 - Year end March 2019

Name or company name	Cenniniago Ltd
Contract type name	GDS Contract
Purpose of contract	General
Contract start date	01/08/2013
Contract end date	

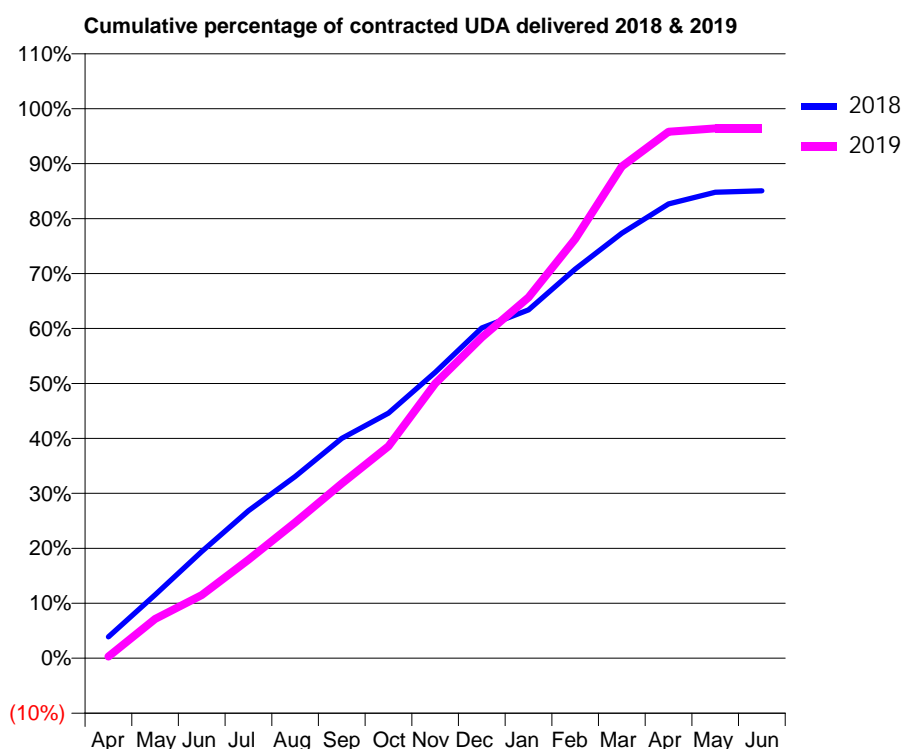
18/19 Contracted general activity (UDA)	5,273
Carry forward general activity (UDA)	0
18/19 Contracted orthodontic activity (UOA)	0
Carry forward orthodontic activity (UOA)	0
Baseline contract value	£136,757.06

### ACCESS\*

Patients seen in 24 months	Total	Change since previous quarter
Quarter ending March 2018	1,932	
Quarter ending June 2018	1,994	↑
Quarter ending September 2018	2,024	→
Quarter ending December 2018	2,091	↑
Quarter ending March 2019	2,259	↑
<b>Variance since March 2018</b>	<b>16.9%</b>	<b>↑</b>



### ACTIVITY



Adjusted Scheduled Activity (UDA)		
Month	2018	2019
April	206	15
May	609	377
June	1,023	606
July	1,416	944
August	1,744	1,303
September	2,110	1,675
October	2,353	2,034
November	2,745	2,637
December	3,169	3,078
January	3,342	3,461
February	3,734	4,023
March	4,078	4,718
April	4,359	5,051
May	4,470	5,084
June	4,484	5,084

### QUALITY

	Quantity	Base Number	Contract	LHB	Wales
% of FP17s for the same patient ID Re-attending within 3 months - Children	39	666	5.9%	6.8%	10.8%
% of FP17s for the same patient ID Re-attending within 3 months - Adults	162	1,598	10.1%	13.5%	15.7%
% of FP17s for the same patient ID Re-attending between 3 & 9 months - Children	237	666	35.6%	56.5%	59.7%
% of FP17s for the same patient ID Re-attending between 3 & 9 months - Adults	429	1,598	26.8%	54.2%	55.5%
% of FP17s for Band 1 Urgent Courses	175	2,226	7.9%	8.9%	9.0%
% of FP17s Relating to Free Repair or Replacements	10	2,226	0.4%	0.7%	0.7%
% of FP17s Relating to Continuations	5	2,226	0.2%	0.6%	0.7%
% of Patients satisfied with the dentistry they have received	10	11	90.9%	93.0%	92.4%
% of Patients satisfied with the time they had to wait for an appointment	9	11	81.8%	87.9%	87.1%

\* This is based on patients treated on this contract for their most recent course of treatment.

Figures in italics indicate the base number of FP17s or Patient Questionnaire responses are less than 100. N/A is shown where the base number of responses is less than 10 during the period. % is calculated as Quantity/Base number\*100

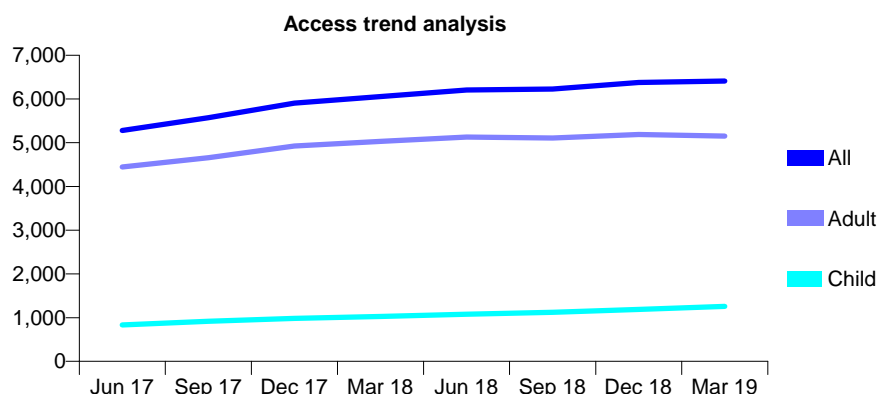
## 7A5 - Vital Signs At a Glance Contract Report for 134112/0001 - Year end March 2019

Name or company name	R D Davies Ltd
Contract type name	Pilot Contract
Purpose of contract	General
Contract start date	01/04/2009
Contract end date	

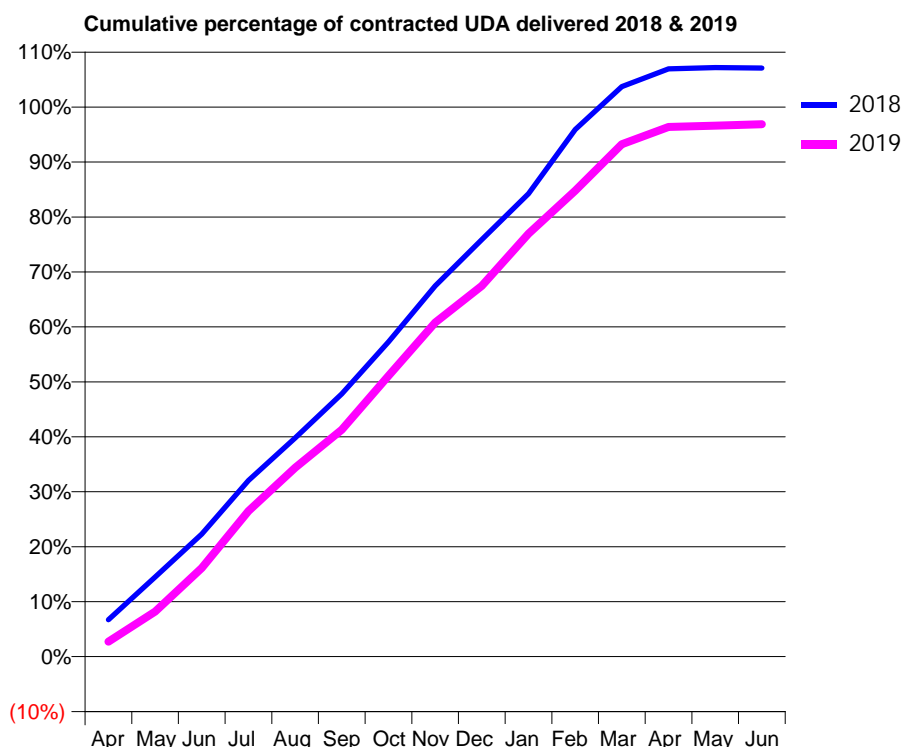
18/19 Contracted general activity (UDA)	21,257
Carry forward general activity (UDA)	0
18/19 Contracted orthodontic activity (UOA)	0
Carry forward orthodontic activity (UOA)	0
Baseline contract value	£621,151.52

### ACCESS\*

Patients seen in 24 months	Total	Change since previous quarter
Quarter ending March 2018	6,057	
Quarter ending June 2018	6,205	↑
Quarter ending September 2018	6,227	→
Quarter ending December 2018	6,375	↑
Quarter ending March 2019	6,410	→
<b>Variance since March 2018</b>	<b>5.8%</b>	<b>↑</b>



### ACTIVITY



Adjusted Scheduled Activity (UDA)		
Month	2018	2019
April	1,427	581
May	3,080	1,746
June	4,737	3,428
July	6,810	5,632
August	8,463	7,305
September	10,164	8,776
October	12,171	10,862
November	14,335	12,926
December	16,127	14,341
January	17,908	16,359
February	20,387	18,025
March	22,045	19,814
April	22,735	20,489
May	22,780	20,537
June	22,765	20,596

### QUALITY

	Quantity	Base Number	Contract	LHB	Wales
% of FP17s for the same patient ID Re-attending within 3 months - Children	149	1,793	8.3%	6.8%	10.8%
% of FP17s for the same patient ID Re-attending within 3 months - Adults	1,241	7,264	17.1%	13.5%	15.7%
% of FP17s for the same patient ID Re-attending between 3 & 9 months - Children	978	1,793	54.5%	56.5%	59.7%
% of FP17s for the same patient ID Re-attending between 3 & 9 months - Adults	3,754	7,264	51.7%	54.2%	55.5%
% of FP17s for Band 1 Urgent Courses	923	9,128	10.1%	8.9%	9.0%
% of FP17s Relating to Free Repair or Replacements	52	9,128	0.6%	0.7%	0.7%
% of FP17s Relating to Continuations	75	9,128	0.8%	0.6%	0.7%
% of Patients satisfied with the dentistry they have received	21	23	91.3%	93.0%	92.4%
% of Patients satisfied with the time they had to wait for an appointment	19	23	82.6%	87.9%	87.1%

\* This is based on patients treated on this contract for their most recent course of treatment.  
 Figures in *italics* indicate the base number of FP17s or Patient Questionnaire responses are less than 100. N/A is shown where the base number of responses is less than 10 during the period. % is calculated as Quantity/Base number\*100

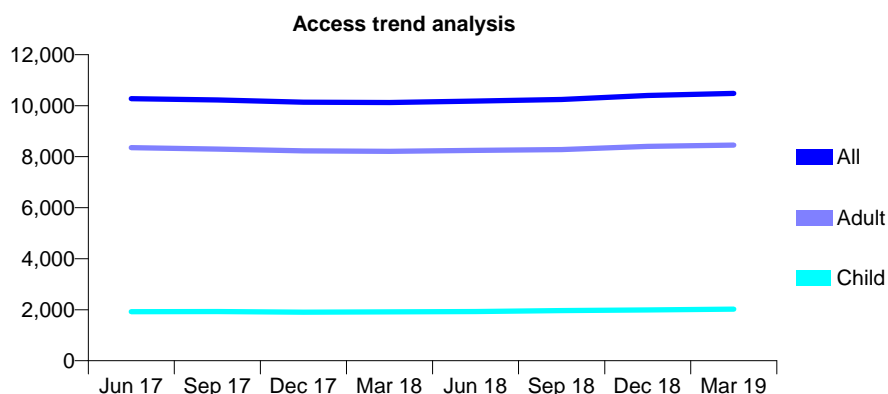
## 7A5 - Vital Signs At a Glance Contract Report for 142638/0003 - Year end March 2019

Name or company name	The Goodwin Partnership Limited
Contract type name	GDS Contract
Purpose of contract	General
Contract start date	01/04/2009
Contract end date	

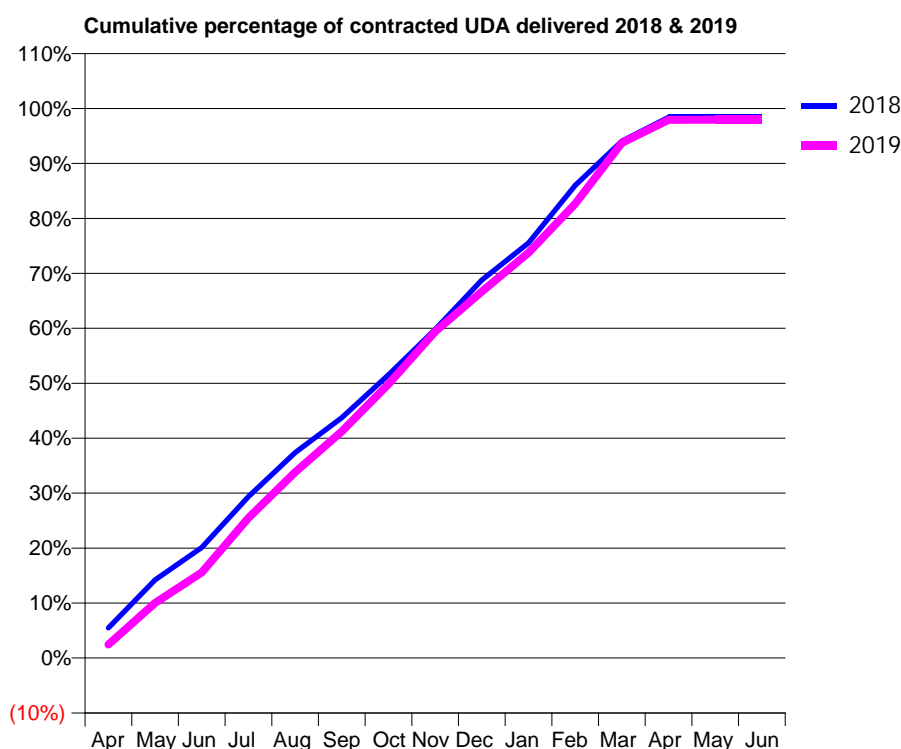
18/19 Contracted general activity (UDA)	31,894
Carry forward general activity (UDA)	515
18/19 Contracted orthodontic activity (UOA)	0
Carry forward orthodontic activity (UOA)	0
Baseline contract value	£794,768.20

### ACCESS\*

Patients seen in 24 months	Total	Change since previous quarter
Quarter ending March 2018	10,126	
Quarter ending June 2018	10,179	→
Quarter ending September 2018	10,248	→
Quarter ending December 2018	10,395	→
Quarter ending March 2019	10,479	→
<b>Variance since March 2018</b>	<b>3.5%</b>	<b>↑</b>



### ACTIVITY



Adjusted Scheduled Activity (UDA)		
Month	2018	2019
April	1,750	782
May	4,536	3,198
June	6,412	4,968
July	9,365	8,131
August	11,920	10,781
September	13,947	13,149
October	16,436	15,897
November	19,073	18,940
December	21,941	21,267
January	24,091	23,523
February	27,434	26,366
March	29,992	29,891
April	31,379	31,233
May	31,378	31,239
June	31,379	31,240

### QUALITY

	Quantity	Base Number	Contract	LHB	Wales
% of FP17s for the same patient ID Re-attending within 3 months - Children	163	2,912	5.6%	6.8%	10.8%
% of FP17s for the same patient ID Re-attending within 3 months - Adults	1,835	13,434	13.7%	13.5%	15.7%
% of FP17s for the same patient ID Re-attending between 3 & 9 months - Children	1,512	2,912	51.9%	56.5%	59.7%
% of FP17s for the same patient ID Re-attending between 3 & 9 months - Adults	7,491	13,434	55.8%	54.2%	55.5%
% of FP17s for Band 1 Urgent Courses	1,156	16,379	7.1%	8.9%	9.0%
% of FP17s Relating to Free Repair or Replacements	114	16,379	0.7%	0.7%	0.7%
% of FP17s Relating to Continuations	106	16,379	0.6%	0.6%	0.7%
% of Patients satisfied with the dentistry they have received	47	50	94.0%	93.0%	92.4%
% of Patients satisfied with the time they had to wait for an appointment	44	50	88.0%	87.9%	87.1%

\* This is based on patients treated on this contract for their most recent course of treatment.

Figures in italics indicate the base number of FP17s or Patient Questionnaire responses are less than 100. N/A is shown where the base number of responses is less than 10 during the period. % is calculated as Quantity/Base number\*100

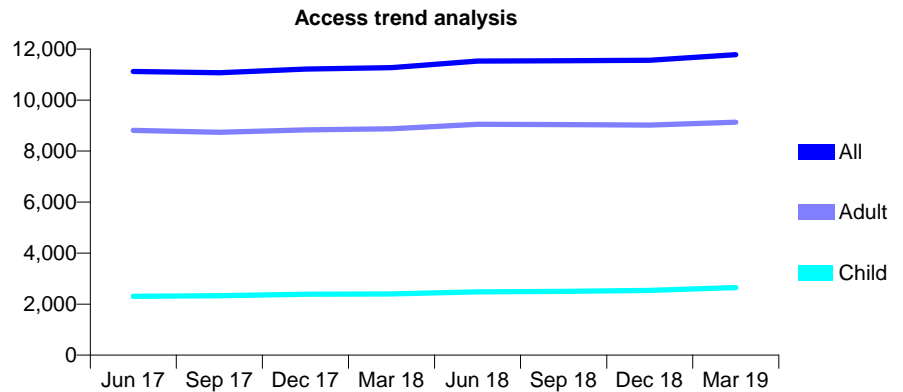
## 7A5 - Vital Signs At a Glance Contract Report for 158194/0018 - Year end March 2019

Name or company name	Denticare Ltd
Contract type name	GDS Contract
Purpose of contract	General
Contract start date	01/12/2007
Contract end date	

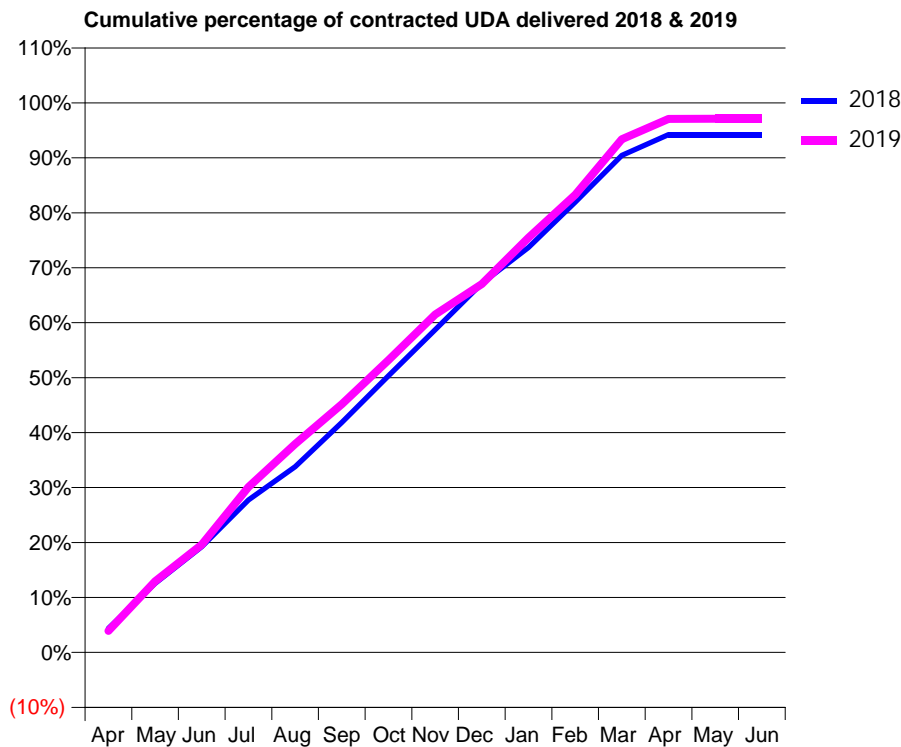
18/19 Contracted general activity (UDA)	38,500
Carry forward general activity (UDA)	0
18/19 Contracted orthodontic activity (UOA)	0
Carry forward orthodontic activity (UOA)	0
Baseline contract value	£959,485.59

### ACCESS\*

Patients seen in 24 months	Total	Change since previous quarter
Quarter ending March 2018	11,272	
Quarter ending June 2018	11,528	↑
Quarter ending September 2018	11,543	→
Quarter ending December 2018	11,559	→
Quarter ending March 2019	11,780	→
<b>Variance since March 2018</b>	<b>4.5%</b>	<b>↑</b>



### ACTIVITY



Adjusted Scheduled Activity (UDA)		
Month	2018	2019
April	1,753	1,509
May	5,037	4,988
June	7,694	7,550
July	11,099	11,589
August	13,516	14,603
September	16,741	17,379
October	20,140	20,489
November	23,484	23,676
December	26,850	25,807
January	29,473	29,048
February	32,774	32,062
March	36,175	35,950
April	37,687	37,373
May	37,691	37,389
June	37,690	37,389

### QUALITY

	Quantity	Base Number	Contract	LHB	Wales
% of FP17s for the same patient ID Re-attending within 3 months - Children	279	4,050	6.9%	6.8%	10.8%
% of FP17s for the same patient ID Re-attending within 3 months - Adults	1,499	13,431	11.2%	13.5%	15.7%
% of FP17s for the same patient ID Re-attending between 3 & 9 months - Children	2,450	4,050	60.5%	56.5%	59.7%
% of FP17s for the same patient ID Re-attending between 3 & 9 months - Adults	8,069	13,431	60.1%	54.2%	55.5%
% of FP17s for Band 1 Urgent Courses	1,057	17,611	6.0%	8.9%	9.0%
% of FP17s Relating to Free Repair or Replacements	122	17,611	0.7%	0.7%	0.7%
% of FP17s Relating to Continuations	206	17,611	1.2%	0.6%	0.7%
% of Patients satisfied with the dentistry they have received	37	37	100.0%	93.0%	92.4%
% of Patients satisfied with the time they had to wait for an appointment	31	37	83.8%	87.9%	87.1%

\* This is based on patients treated on this contract for their most recent course of treatment. Figures in italics indicate the base number of FP17s or Patient Questionnaire responses are less than 100. N/A is shown where the base number of responses is less than 10 during the period. % is calculated as Quantity/Base number\*100

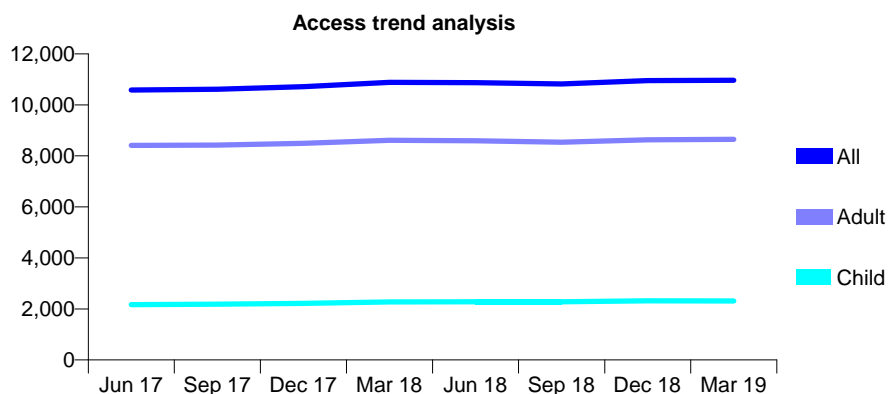
## 7A5 - Vital Signs At a Glance Contract Report for 178551/0001 - Year end March 2019

Name or company name	Bryant Dental Practice Limited
Contract type name	GDS Contract
Purpose of contract	General
Contract start date	01/04/2008
Contract end date	

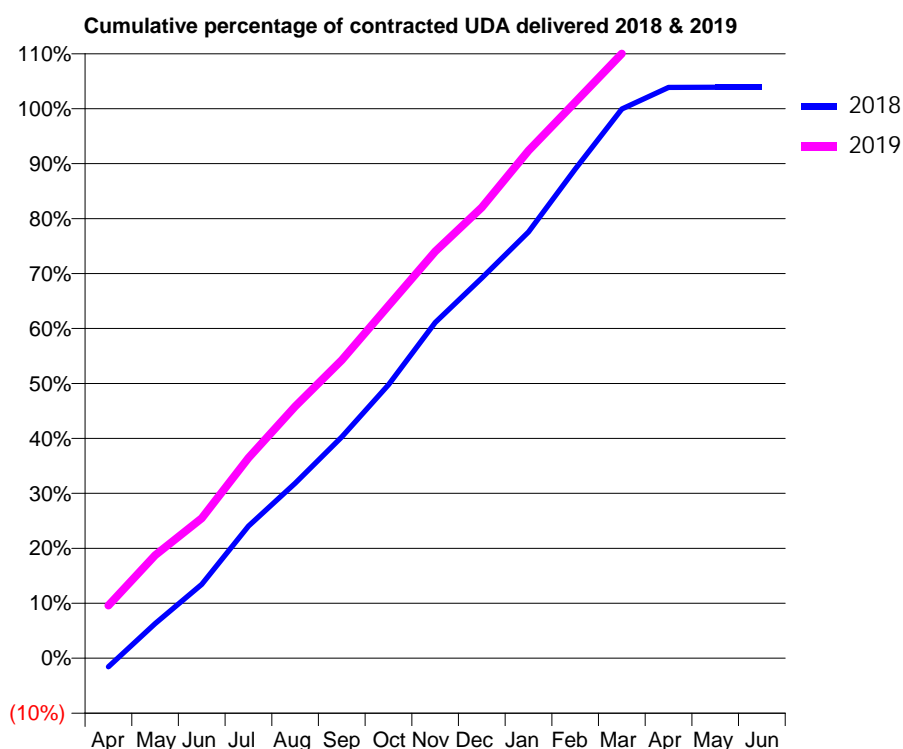
18/19 Contracted general activity (UDA)	36,793
Carry forward general activity (UDA)	-1,438
18/19 Contracted orthodontic activity (UOA)	0
Carry forward orthodontic activity (UOA)	0
Baseline contract value	£869,064.90

### ACCESS\*

Patients seen in 24 months	Total	Change since previous quarter
Quarter ending March 2018	10,882	
Quarter ending June 2018	10,872	→
Quarter ending September 2018	10,819	→
Quarter ending December 2018	10,953	→
Quarter ending March 2019	10,963	→
<b>Variance since March 2018</b>	<b>0.7%</b>	<b>→</b>



### ACTIVITY



Adjusted Scheduled Activity (UDA)		
Month	2018	2019
April	-583	3,179
May	2,318	6,207
June	4,938	8,436
July	8,844	12,071
August	11,723	15,171
September	14,819	17,957
October	18,304	21,237
November	22,473	24,501
December	25,453	27,150
January	28,544	30,574
February	32,757	33,496
March	36,770	36,422
April	38,217	37,404
May	38,231	37,439
June	38,231	37,450

### QUALITY

	Quantity	Base Number	Contract	LHB	Wales
% of FP17s for the same patient ID Re-attending within 3 months - Children	266	3,076	8.6%	6.8%	10.8%
% of FP17s for the same patient ID Re-attending within 3 months - Adults	1,861	11,570	16.1%	13.5%	15.7%
% of FP17s for the same patient ID Re-attending between 3 & 9 months - Children	1,534	3,076	49.9%	56.5%	59.7%
% of FP17s for the same patient ID Re-attending between 3 & 9 months - Adults	5,989	11,570	51.8%	54.2%	55.5%
% of FP17s for Band 1 Urgent Courses	1,551	14,508	10.7%	8.9%	9.0%
% of FP17s Relating to Free Repair or Replacements	156	14,508	1.1%	0.7%	0.7%
% of FP17s Relating to Continuations	26	14,508	0.2%	0.6%	0.7%
% of Patients satisfied with the dentistry they have received	36	38	94.7%	93.0%	92.4%
% of Patients satisfied with the time they had to wait for an appointment	31	38	81.6%	87.9%	87.1%

\* This is based on patients treated on this contract for their most recent course of treatment. Figures in italics indicate the base number of FP17s or Patient Questionnaire responses are less than 100. N/A is shown where the base number of responses is less than 10 during the period. % is calculated as Quantity/Base number\*100



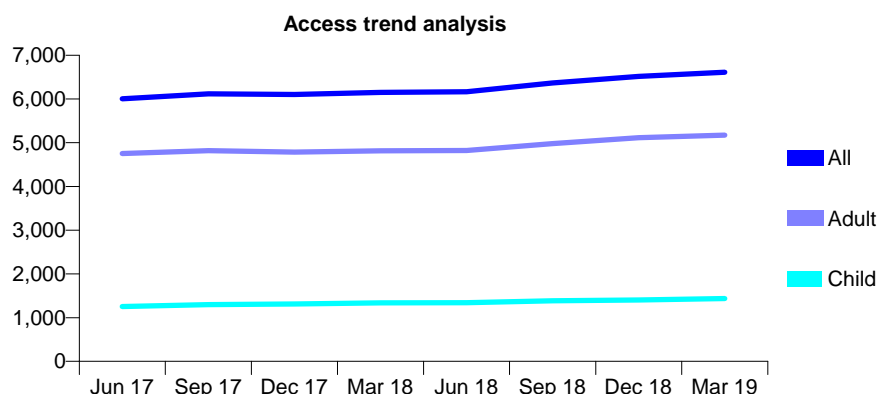
## 7A5 - Vital Signs At a Glance Contract Report for 178756/0001 - Year end March 2019

Name or company name	N Khan Awal and Associates Ltd
Contract type name	GDS Contract
Purpose of contract	General
Contract start date	01/01/2010
Contract end date	

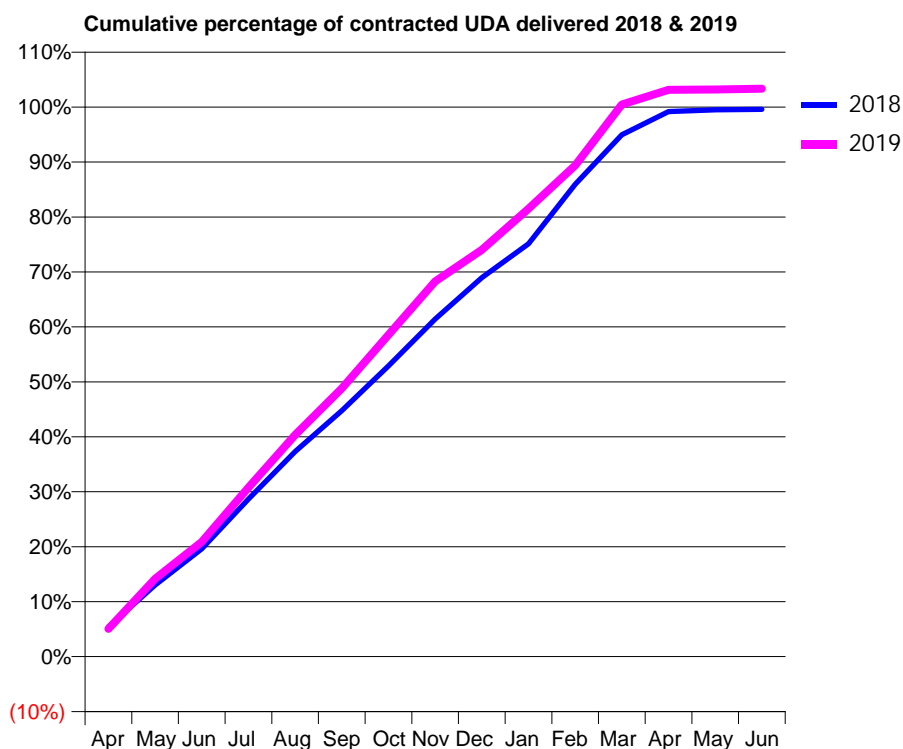
18/19 Contracted general activity (UDA)	20,969
Carry forward general activity (UDA)	-195
18/19 Contracted orthodontic activity (UOA)	0
Carry forward orthodontic activity (UOA)	0
Baseline contract value	£465,061.46

### ACCESS\*

Patients seen in 24 months	Total	Change since previous quarter
Quarter ending March 2018	6,152	
Quarter ending June 2018	6,165	→
Quarter ending September 2018	6,366	↑
Quarter ending December 2018	6,518	↑
Quarter ending March 2019	6,610	→
<b>Variance since March 2018</b>	<b>7.4%</b>	<b>↑</b>



### ACTIVITY



Adjusted Scheduled Activity (UDA)		
Month	2018	2019
April	1,131	1,061
May	2,736	2,969
June	4,116	4,380
July	6,014	6,456
August	7,829	8,461
September	9,385	10,232
October	11,090	12,275
November	12,880	14,315
December	14,457	15,519
January	15,752	17,090
February	18,024	18,745
March	19,910	21,063
April	20,793	21,621
May	20,860	21,641
June	20,879	21,671

### QUALITY

	Quantity	Base Number	Contract	LHB	Wales
% of FP17s for the same patient ID Re-attending within 3 months - Children	118	2,098	5.6%	6.8%	10.8%
% of FP17s for the same patient ID Re-attending within 3 months - Adults	880	7,821	11.3%	13.5%	15.7%
% of FP17s for the same patient ID Re-attending between 3 & 9 months - Children	1,240	2,098	59.1%	56.5%	59.7%
% of FP17s for the same patient ID Re-attending between 3 & 9 months - Adults	4,700	7,821	60.1%	54.2%	55.5%
% of FP17s for Band 1 Urgent Courses	562	9,800	5.7%	8.9%	9.0%
% of FP17s Relating to Free Repair or Replacements	107	9,800	1.1%	0.7%	0.7%
% of FP17s Relating to Continuations	104	9,800	1.1%	0.6%	0.7%
% of Patients satisfied with the dentistry they have received	21	21	100.0%	93.0%	92.4%
% of Patients satisfied with the time they had to wait for an appointment	21	21	100.0%	87.9%	87.1%

\* This is based on patients treated on this contract for their most recent course of treatment.  
 Figures in *italics* indicate the base number of FP17s or Patient Questionnaire responses are less than 100. N/A is shown where the base number of responses is less than 10 during the period. % is calculated as Quantity/Base number\*100

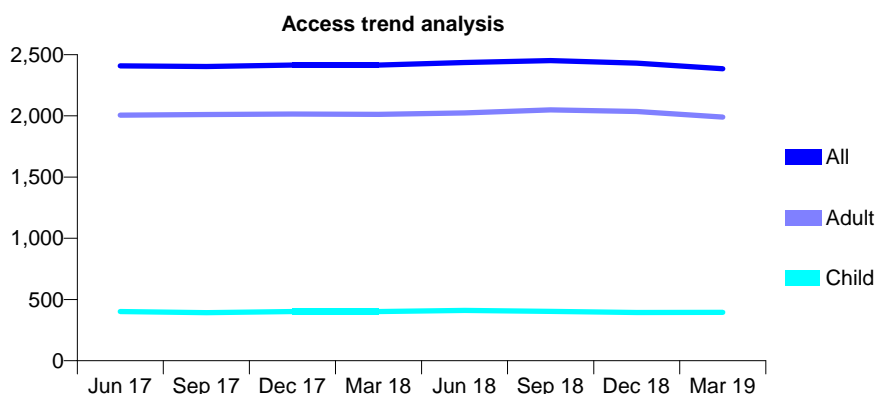
## 7A5 - Vital Signs At a Glance Contract Report for 180416/0001 - Year end March 2019

Name or company name	Croft Practice Limited
Contract type name	GDS Contract
Purpose of contract	General
Contract start date	01/04/2009
Contract end date	

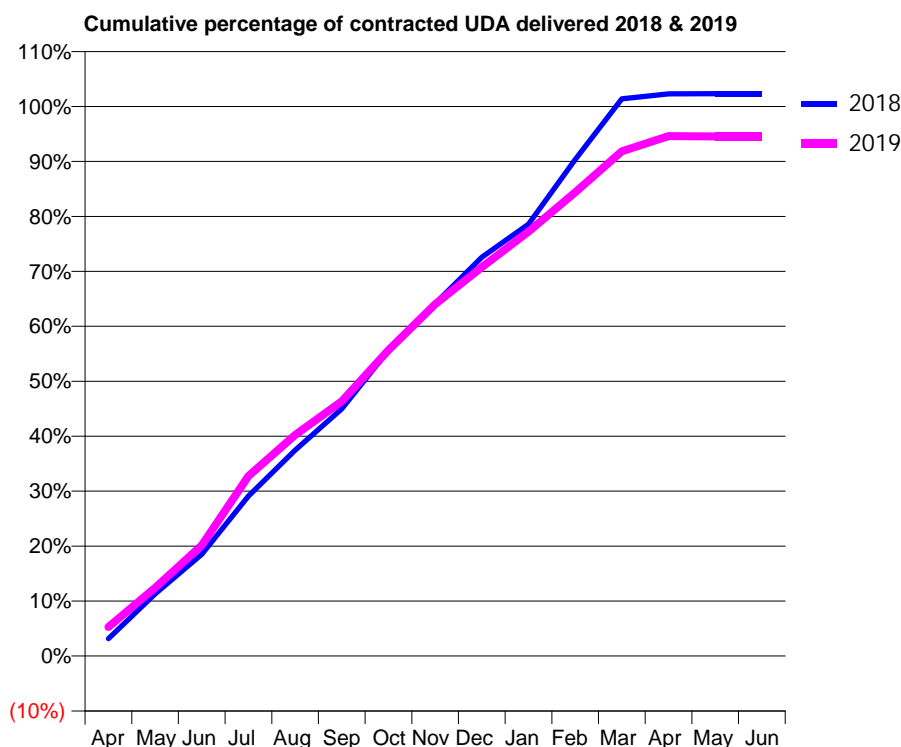
18/19 Contracted general activity (UDA)	8,558
Carry forward general activity (UDA)	-198
18/19 Contracted orthodontic activity (UOA)	0
Carry forward orthodontic activity (UOA)	0
Baseline contract value	£212,143.65

### ACCESS\*

Patients seen in 24 months	Total	Change since previous quarter
Quarter ending March 2018	2,415	
Quarter ending June 2018	2,436	→
Quarter ending September 2018	2,452	→
Quarter ending December 2018	2,431	→
Quarter ending March 2019	2,385	↓
<b>Variance since March 2018</b>	<b>(1.2%)</b>	<b>↓</b>



### ACTIVITY



Adjusted Scheduled Activity (UDA)		
Month	2018	2019
April	270	454
May	969	1,062
June	1,584	1,724
July	2,490	2,803
August	3,206	3,443
September	3,850	3,965
October	4,759	4,766
November	5,489	5,480
December	6,210	6,055
January	6,725	6,609
February	7,733	7,222
March	8,677	7,859
April	8,754	8,096
May	8,757	8,093
June	8,756	8,092

### QUALITY

	Quantity	Base Number	Contract	LHB	Wales
% of FP17s for the same patient ID Re-attending within 3 months - Children	18	558	3.2%	6.8%	10.8%
% of FP17s for the same patient ID Re-attending within 3 months - Adults	358	3,284	10.9%	13.5%	15.7%
% of FP17s for the same patient ID Re-attending between 3 & 9 months - Children	361	558	64.7%	56.5%	59.7%
% of FP17s for the same patient ID Re-attending between 3 & 9 months - Adults	2,101	3,284	64.0%	54.2%	55.5%
% of FP17s for Band 1 Urgent Courses	186	3,912	4.8%	8.9%	9.0%
% of FP17s Relating to Free Repair or Replacements	24	3,912	0.6%	0.7%	0.7%
% of FP17s Relating to Continuations	24	3,912	0.6%	0.6%	0.7%
% of Patients satisfied with the dentistry they have received	10	13	76.9%	93.0%	92.4%
% of Patients satisfied with the time they had to wait for an appointment	9	13	69.2%	87.9%	87.1%

\* This is based on patients treated on this contract for their most recent course of treatment.

Figures in italics indicate the base number of FP17s or Patient Questionnaire responses are less than 100. N/A is shown where the base number of responses is less than 10 during the period. % is calculated as Quantity/Base number\*100

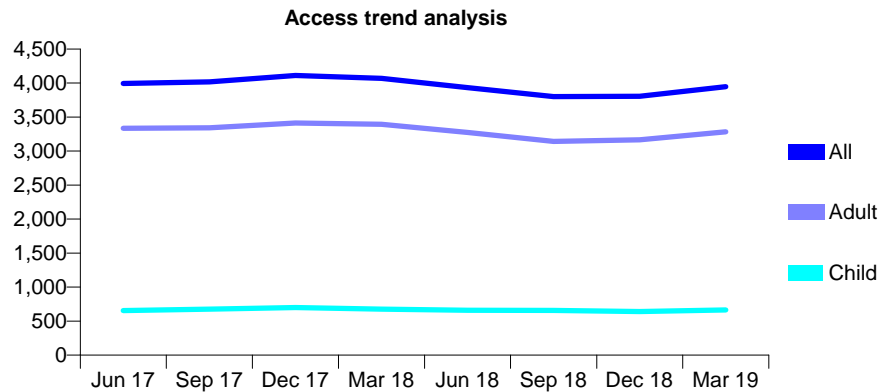
## 7A5 - Vital Signs At a Glance Contract Report for 181927/0001 - Year end March 2019

Name or company name	Jamshad & Daraie
Contract type name	GDS Contract
Purpose of contract	General
Contract start date	01/07/2015
Contract end date	

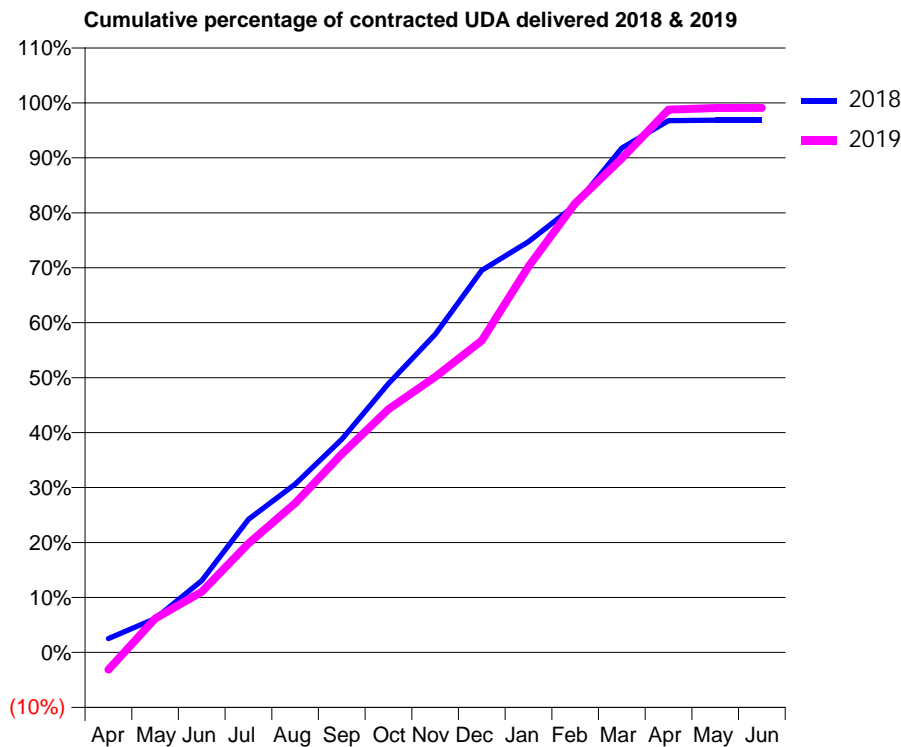
18/19 Contracted general activity (UDA)	12,245
Carry forward general activity (UDA)	386
18/19 Contracted orthodontic activity (UOA)	0
Carry forward orthodontic activity (UOA)	0
Baseline contract value	£321,416.58

### ACCESS\*

Patients seen in 24 months	Total	Change since previous quarter
Quarter ending March 2018	4,069	
Quarter ending June 2018	3,932	↓
Quarter ending September 2018	3,801	↓
Quarter ending December 2018	3,805	→
Quarter ending March 2019	3,949	↑
<b>Variance since March 2018</b>	<b>(2.9%)</b>	<b>↓</b>



### ACTIVITY



Adjusted Scheduled Activity (UDA)		
Month	2018	2019
April	311	-386
May	752	754
June	1,601	1,351
July	2,965	2,427
August	3,751	3,328
September	4,748	4,421
October	5,988	5,420
November	7,087	6,140
December	8,514	6,948
January	9,150	8,598
February	9,966	10,007
March	11,241	11,007
April	11,850	12,095
May	11,859	12,130
June	11,859	12,133

### QUALITY

	Quantity	Base Number	Contract	LHB	Wales
% of FP17s for the same patient ID Re-attending within 3 months - Children	24	818	2.9%	6.8%	10.8%
% of FP17s for the same patient ID Re-attending within 3 months - Adults	229	3,895	5.9%	13.5%	15.7%
% of FP17s for the same patient ID Re-attending between 3 & 9 months - Children	408	818	49.9%	56.5%	59.7%
% of FP17s for the same patient ID Re-attending between 3 & 9 months - Adults	2,231	3,895	57.3%	54.2%	55.5%
% of FP17s for Band 1 Urgent Courses	67	4,835	1.4%	8.9%	9.0%
% of FP17s Relating to Free Repair or Replacements	12	4,835	0.2%	0.7%	0.7%
% of FP17s Relating to Continuations	3	4,835	0.1%	0.6%	0.7%
% of Patients satisfied with the dentistry they have received	10	11	90.9%	93.0%	92.4%
% of Patients satisfied with the time they had to wait for an appointment	10	11	90.9%	87.9%	87.1%

\* This is based on patients treated on this contract for their most recent course of treatment.

Figures in italics indicate the base number of FP17s or Patient Questionnaire responses are less than 100. N/A is shown where the base number of responses is less than 10 during the period. % is calculated as Quantity/Base number\*100

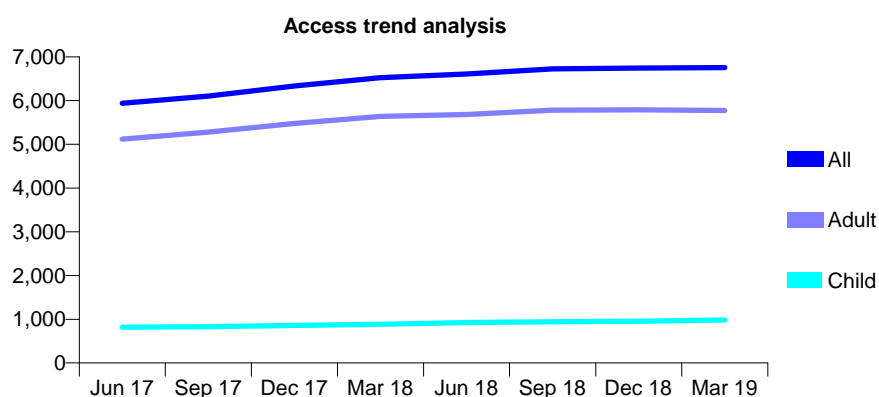
## 7A5 - Vital Signs At a Glance Contract Report for 197955/0001 - Year end March 2019

Name or company name	United Dental Ltd
Contract type name	GDS Contract
Purpose of contract	General
Contract start date	01/01/2012
Contract end date	

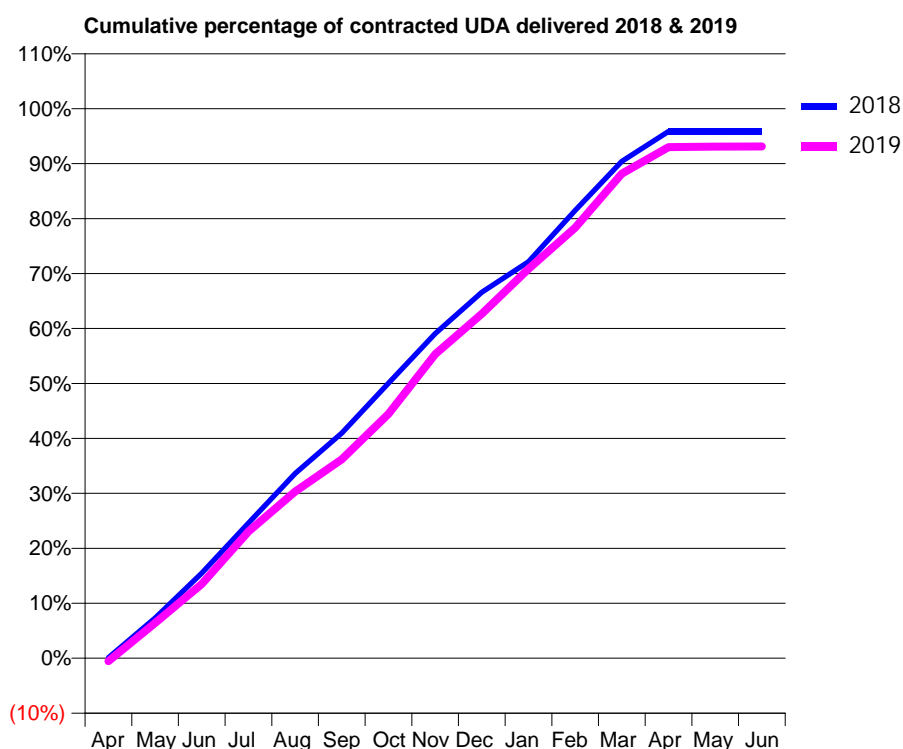
18/19 Contracted general activity (UDA)	21,500
Carry forward general activity (UDA)	886
18/19 Contracted orthodontic activity (UOA)	0
Carry forward orthodontic activity (UOA)	0
Baseline contract value	£529,817.08

### ACCESS\*

Patients seen in 24 months	Total	Change since previous quarter
Quarter ending March 2018	6,522	
Quarter ending June 2018	6,609	→
Quarter ending September 2018	6,723	→
Quarter ending December 2018	6,743	→
Quarter ending March 2019	6,755	→
<b>Variance since March 2018</b>	<b>3.6%</b>	<b>↑</b>



### ACTIVITY



Adjusted Scheduled Activity (UDA)		
Month	2018	2019
April	25	-118
May	1,579	1,381
June	3,324	2,906
July	5,290	4,957
August	7,230	6,522
September	8,802	7,781
October	10,762	9,555
November	12,704	11,893
December	14,315	13,474
January	15,515	15,233
February	17,521	16,844
March	19,437	18,956
April	20,608	19,998
May	20,614	20,017
June	20,614	20,022

### QUALITY

	Quantity	Base Number	Contract	LHB	Wales
% of FP17s for the same patient ID Re-attending within 3 months - Children	96	1,397	6.9%	6.8%	10.8%
% of FP17s for the same patient ID Re-attending within 3 months - Adults	1,202	8,247	14.6%	13.5%	15.7%
% of FP17s for the same patient ID Re-attending between 3 & 9 months - Children	802	1,397	57.4%	56.5%	59.7%
% of FP17s for the same patient ID Re-attending between 3 & 9 months - Adults	4,188	8,247	50.8%	54.2%	55.5%
% of FP17s for Band 1 Urgent Courses	965	9,689	10.0%	8.9%	9.0%
% of FP17s Relating to Free Repair or Replacements	95	9,689	1.0%	0.7%	0.7%
% of FP17s Relating to Continuations	86	9,689	0.9%	0.6%	0.7%
% of Patients satisfied with the dentistry they have received	23	25	92.0%	93.0%	92.4%
% of Patients satisfied with the time they had to wait for an appointment	23	25	92.0%	87.9%	87.1%

\* This is based on patients treated on this contract for their most recent course of treatment.

Figures in italics indicate the base number of FP17s or Patient Questionnaire responses are less than 100. N/A is shown where the base number of responses is less than 10 during the period. % is calculated as Quantity/Base number\*100

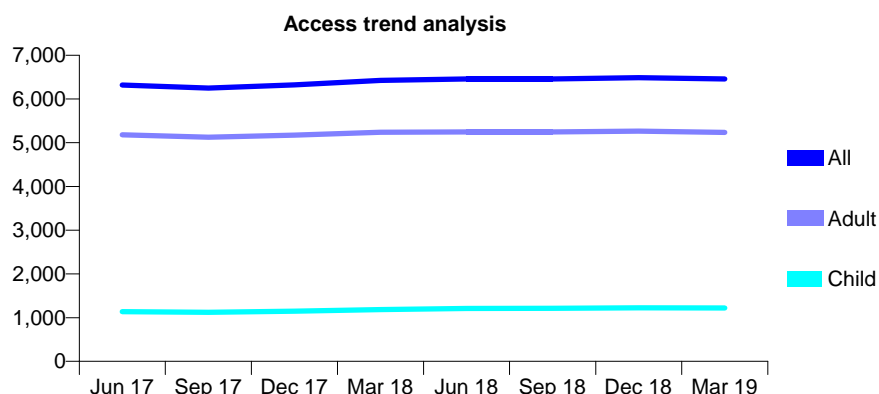
## 7A5 - Vital Signs At a Glance Contract Report for 197955/0002 - Year end March 2019

Name or company name	United Dental Ltd
Contract type name	GDS Contract
Purpose of contract	General
Contract start date	01/04/2015
Contract end date	

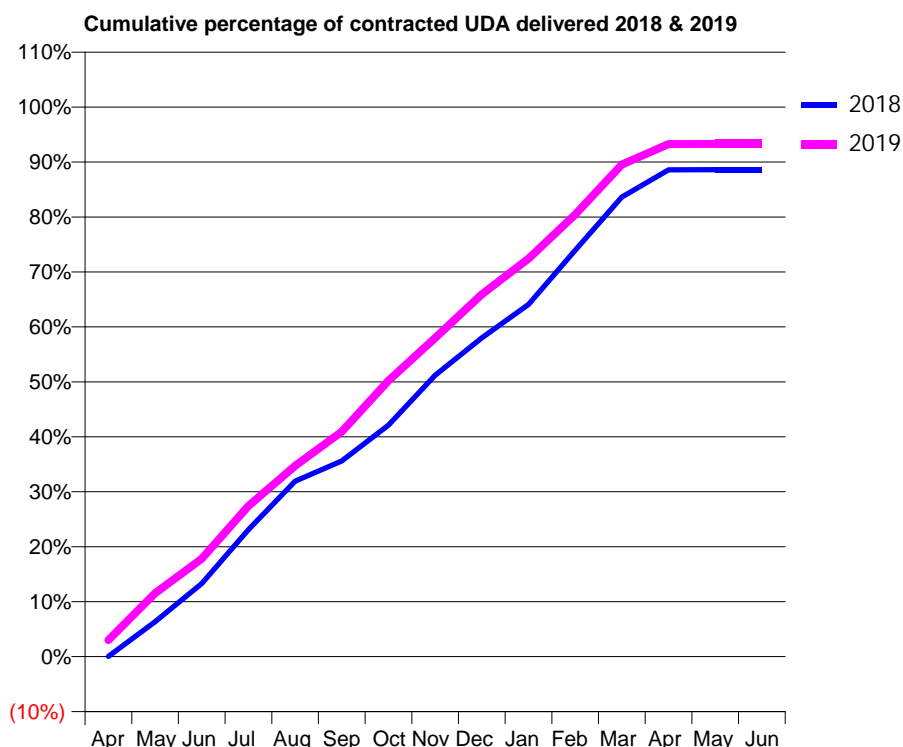
18/19 Contracted general activity (UDA)	21,500
Carry forward general activity (UDA)	0
18/19 Contracted orthodontic activity (UOA)	0
Carry forward orthodontic activity (UOA)	0
Baseline contract value	£529,817.07

### ACCESS\*

Patients seen in 24 months	Total	Change since previous quarter
Quarter ending March 2018	6,425	
Quarter ending June 2018	6,458	→
Quarter ending September 2018	6,459	→
Quarter ending December 2018	6,490	→
Quarter ending March 2019	6,460	→
<b>Variance since March 2018</b>	<b>0.5%</b>	<b>→</b>



### ACTIVITY



Adjusted Scheduled Activity (UDA)		
Month	2018	2019
April	10	652
May	1,369	2,486
June	2,862	3,835
July	4,970	5,898
August	6,866	7,468
September	7,656	8,798
October	9,055	10,795
November	11,011	12,471
December	12,472	14,171
January	13,777	15,565
February	15,902	17,299
March	17,976	19,252
April	19,048	20,055
May	19,052	20,058
June	19,052	20,058

### QUALITY

	Quantity	Base Number	Contract	LHB	Wales
% of FP17s for the same patient ID Re-attending within 3 months - Children	77	1,948	4.0%	6.8%	10.8%
% of FP17s for the same patient ID Re-attending within 3 months - Adults	757	7,465	10.1%	13.5%	15.7%
% of FP17s for the same patient ID Re-attending between 3 & 9 months - Children	1,350	1,948	69.3%	56.5%	59.7%
% of FP17s for the same patient ID Re-attending between 3 & 9 months - Adults	4,147	7,465	55.6%	54.2%	55.5%
% of FP17s for Band 1 Urgent Courses	569	9,369	6.1%	8.9%	9.0%
% of FP17s Relating to Free Repair or Replacements	50	9,369	0.5%	0.7%	0.7%
% of FP17s Relating to Continuations	43	9,369	0.5%	0.6%	0.7%
% of Patients satisfied with the dentistry they have received	25	26	96.2%	93.0%	92.4%
% of Patients satisfied with the time they had to wait for an appointment	25	26	96.2%	87.9%	87.1%

\* This is based on patients treated on this contract for their most recent course of treatment.  
 Figures in *italics* indicate the base number of FP17s or Patient Questionnaire responses are less than 100. N/A is shown where the base number of responses is less than 10 during the period. % is calculated as Quantity/Base number\*100

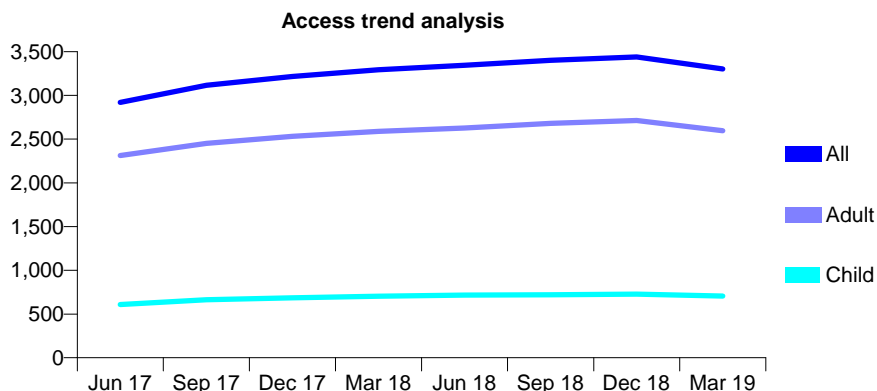
## 7A5 - Vital Signs At a Glance Contract Report for 199915/0001 - Year end March 2019

Name or company name	IDH 441 to 444 Ltd
Contract type name	GDS Contract
Purpose of contract	General
Contract start date	04/04/2008
Contract end date	

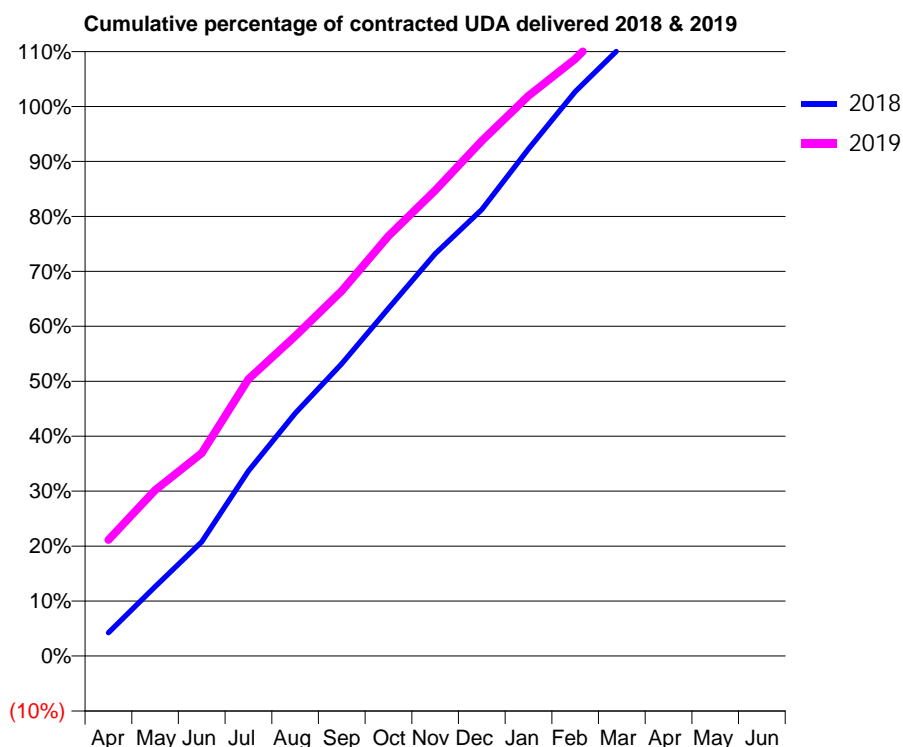
18/19 Contracted general activity (UDA)	7,333
Carry forward general activity (UDA)	-1,168
18/19 Contracted orthodontic activity (UOA)	0
Carry forward orthodontic activity (UOA)	0
Baseline contract value	£203,176.22

### ACCESS\*

Patients seen in 24 months	Total	Change since previous quarter
Quarter ending March 2018	3,293	
Quarter ending June 2018	3,343	→
Quarter ending September 2018	3,401	→
Quarter ending December 2018	3,440	→
Quarter ending March 2019	3,303	↓
<b>Variance since March 2018</b>	<b>0.3%</b>	<b>→</b>



### ACTIVITY



Adjusted Scheduled Activity (UDA)		
Month	2018	2019
April	310	1,549
May	926	2,212
June	1,525	2,707
July	2,469	3,696
August	3,238	4,268
September	3,900	4,873
October	4,640	5,605
November	5,367	6,213
December	5,956	6,873
January	6,766	7,475
February	7,531	7,966
March	8,141	8,583
April	8,501	8,983
May	8,501	8,984
June	8,501	8,972

### QUALITY

	Quantity	Base Number	Contract	LHB	Wales
% of FP17s for the same patient ID Re-attending within 3 months - Children	19	789	2.4%	6.8%	10.8%
% of FP17s for the same patient ID Re-attending within 3 months - Adults	186	2,704	6.9%	13.5%	15.7%
% of FP17s for the same patient ID Re-attending between 3 & 9 months - Children	368	789	46.6%	56.5%	59.7%
% of FP17s for the same patient ID Re-attending between 3 & 9 months - Adults	1,288	2,704	47.6%	54.2%	55.5%
% of FP17s for Band 1 Urgent Courses	162	3,484	4.6%	8.9%	9.0%
% of FP17s Relating to Free Repair or Replacements	14	3,484	0.4%	0.7%	0.7%
% of FP17s Relating to Continuations	13	3,484	0.4%	0.6%	0.7%
% of Patients satisfied with the dentistry they have received	3	5	N/A	93.0%	92.4%
% of Patients satisfied with the time they had to wait for an appointment	3	5	N/A	87.9%	87.1%

\* This is based on patients treated on this contract for their most recent course of treatment.

Figures in italics indicate the base number of FP17s or Patient Questionnaire responses are less than 100. N/A is shown where the base number of responses is less than 10 during the period. % is calculated as Quantity/Base number\*100

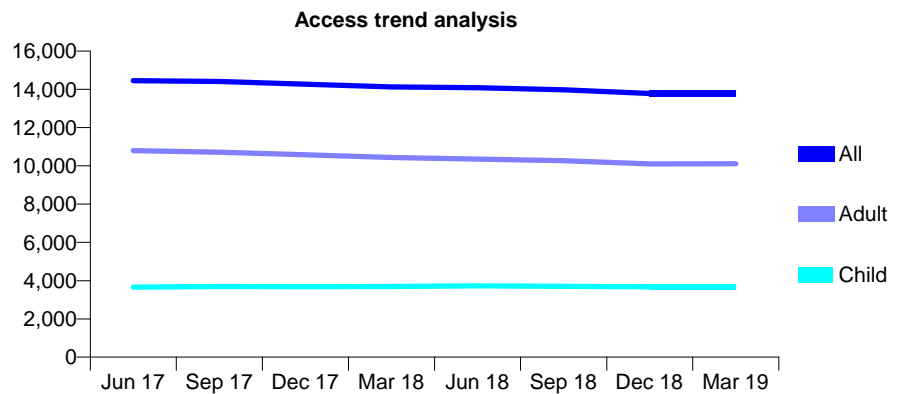
## 7A5 - Vital Signs At a Glance Contract Report for 199915/0002 - Year end March 2019

Name or company name	IDH 441 to 444 Ltd
Contract type name	GDS Contract
Purpose of contract	General
Contract start date	04/04/2008
Contract end date	

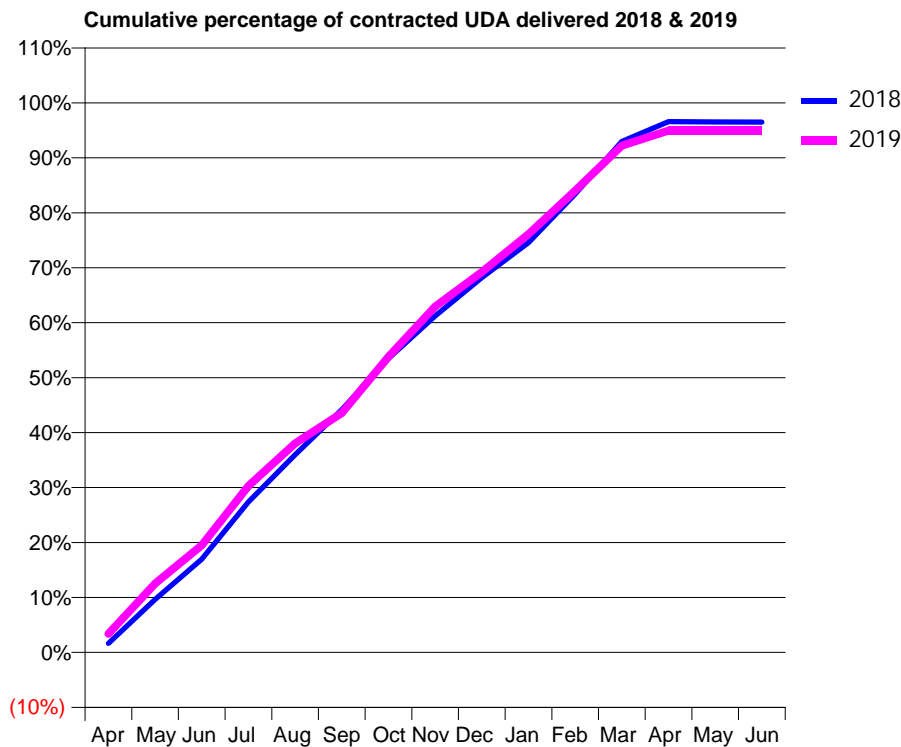
18/19 Contracted general activity (UDA)	32,667
Carry forward general activity (UDA)	-27
18/19 Contracted orthodontic activity (UOA)	0
Carry forward orthodontic activity (UOA)	0
Baseline contract value	£789,098.05

### ACCESS\*

Patients seen in 24 months	Total	Change since previous quarter
Quarter ending March 2018	14,129	
Quarter ending June 2018	14,083	→
Quarter ending September 2018	13,972	→
Quarter ending December 2018	13,780	↓
Quarter ending March 2019	13,789	→
<b>Variance since March 2018</b>	<b>(2.4%)</b>	<b>↓</b>



### ACTIVITY



Adjusted Scheduled Activity (UDA)		
Month	2018	2019
April	538	1,117
May	3,160	4,096
June	5,541	6,372
July	8,944	9,896
August	11,750	12,424
September	14,422	14,227
October	17,473	17,579
November	20,008	20,563
December	22,269	22,610
January	24,353	24,861
February	27,253	27,445
March	30,376	30,121
April	31,543	31,014
May	31,527	31,012
June	31,526	31,012

### QUALITY

	Quantity	Base Number	Contract	LHB	Wales
% of FP17s for the same patient ID Re-attending within 3 months - Children	135	4,533	3.0%	6.8%	10.8%
% of FP17s for the same patient ID Re-attending within 3 months - Adults	762	11,390	6.7%	13.5%	15.7%
% of FP17s for the same patient ID Re-attending between 3 & 9 months - Children	2,314	4,533	51.0%	56.5%	59.7%
% of FP17s for the same patient ID Re-attending between 3 & 9 months - Adults	4,981	11,390	43.7%	54.2%	55.5%
% of FP17s for Band 1 Urgent Courses	697	15,842	4.4%	8.9%	9.0%
% of FP17s Relating to Free Repair or Replacements	66	15,842	0.4%	0.7%	0.7%
% of FP17s Relating to Continuations	71	15,842	0.4%	0.6%	0.7%
% of Patients satisfied with the dentistry they have received	23	25	92.0%	93.0%	92.4%
% of Patients satisfied with the time they had to wait for an appointment	20	25	80.0%	87.9%	87.1%

\* This is based on patients treated on this contract for their most recent course of treatment. Figures in italics indicate the base number of FP17s or Patient Questionnaire responses are less than 100. N/A is shown where the base number of responses is less than 10 during the period. % is calculated as Quantity/Base number\*100



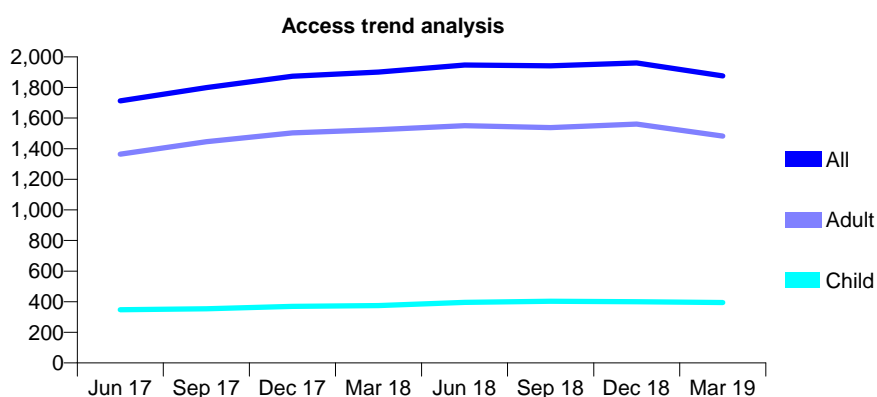
## 7A5 - Vital Signs At a Glance Contract Report for 239186/0001 - Year end March 2019

Name or company name	MR NA WILSON
Contract type name	GDS Contract
Purpose of contract	General
Contract start date	01/04/2006
Contract end date	

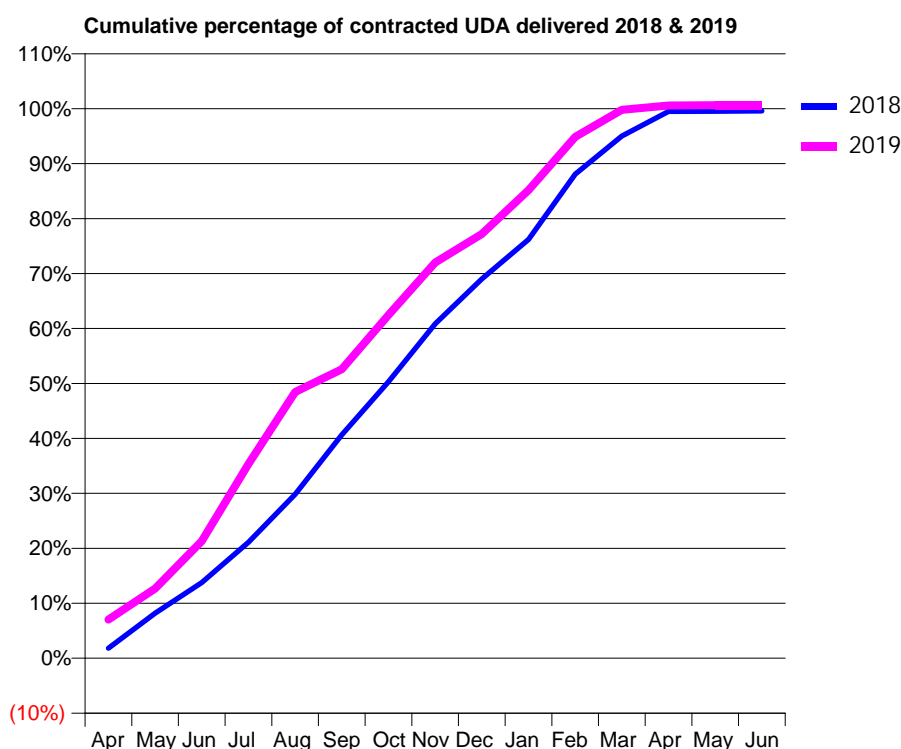
18/19 Contracted general activity (UDA)	6,200
Carry forward general activity (UDA)	26
18/19 Contracted orthodontic activity (UOA)	0
Carry forward orthodontic activity (UOA)	0
Baseline contract value	£113,936.47

### ACCESS\*

Patients seen in 24 months	Total	Change since previous quarter
Quarter ending March 2018	1,900	
Quarter ending June 2018	1,946	↑
Quarter ending September 2018	1,941	→
Quarter ending December 2018	1,960	→
Quarter ending March 2019	1,876	↓
<b>Variance since March 2018</b>	<b>(1.3%)</b>	<b>↓</b>



### ACTIVITY



Adjusted Scheduled Activity (UDA)		
Month	2018	2019
April	113	435
May	507	786
June	854	1,321
July	1,309	2,191
August	1,850	3,003
September	2,519	3,259
October	3,120	3,872
November	3,772	4,464
December	4,278	4,785
January	4,724	5,281
February	5,461	5,881
March	5,891	6,187
April	6,169	6,236
May	6,171	6,238
June	6,174	6,238

### QUALITY

	Quantity	Base Number	Contract	LHB	Wales
% of FP17s for the same patient ID Re-attending within 3 months - Children	67	630	10.6%	6.8%	10.8%
% of FP17s for the same patient ID Re-attending within 3 months - Adults	488	2,206	22.1%	13.5%	15.7%
% of FP17s for the same patient ID Re-attending between 3 & 9 months - Children	377	630	59.8%	56.5%	59.7%
% of FP17s for the same patient ID Re-attending between 3 & 9 months - Adults	1,112	2,206	50.4%	54.2%	55.5%
% of FP17s for Band 1 Urgent Courses	425	2,777	15.3%	8.9%	9.0%
% of FP17s Relating to Free Repair or Replacements	19	2,777	0.7%	0.7%	0.7%
% of FP17s Relating to Continuations	2	2,777	0.1%	0.6%	0.7%
% of Patients satisfied with the dentistry they have received	1	1	N/A	93.0%	92.4%
% of Patients satisfied with the time they had to wait for an appointment	1	1	N/A	87.9%	87.1%

\* This is based on patients treated on this contract for their most recent course of treatment. Figures in italics indicate the base number of FP17s or Patient Questionnaire responses are less than 100. N/A is shown where the base number of responses is less than 10 during the period. % is calculated as Quantity/Base number\*100

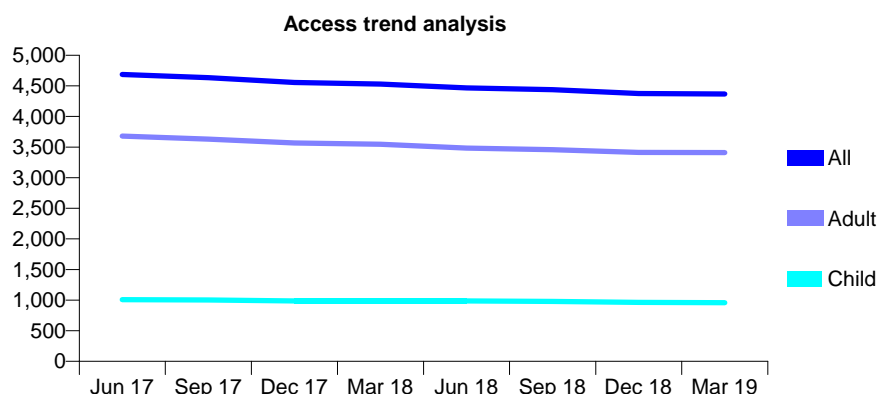
## 7A5 - Vital Signs At a Glance Contract Report for 245682/0001 - Year end March 2019

Name or company name	MR M NEWLAND
Contract type name	GDS Contract
Purpose of contract	General
Contract start date	01/11/2008
Contract end date	

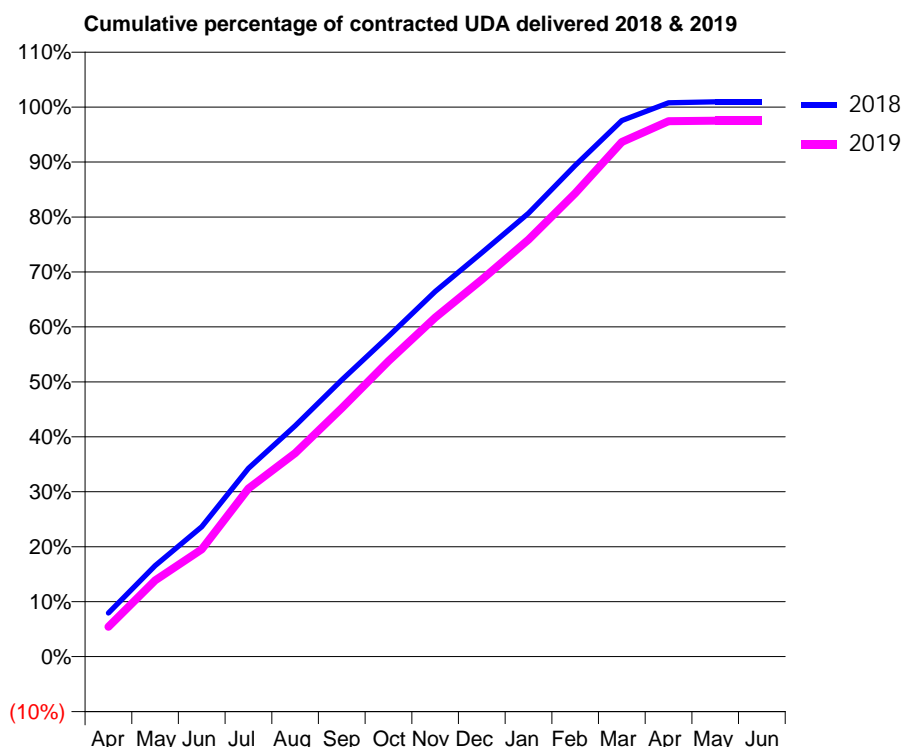
18/19 Contracted general activity (UDA)	12,425
Carry forward general activity (UDA)	-120
18/19 Contracted orthodontic activity (UOA)	0
Carry forward orthodontic activity (UOA)	0
Baseline contract value	£309,186.98

### ACCESS\*

Patients seen in 24 months	Total	Change since previous quarter
Quarter ending March 2018	4,530	
Quarter ending June 2018	4,468	↓
Quarter ending September 2018	4,438	→
Quarter ending December 2018	4,375	↓
Quarter ending March 2019	4,368	→
<b>Variance since March 2018</b>	<b>(3.6%)</b>	<b>↓</b>



### ACTIVITY



Adjusted Scheduled Activity (UDA)		
Month	2018	2019
April	988	675
May	2,059	1,725
June	2,934	2,424
July	4,258	3,802
August	5,221	4,599
September	6,255	5,618
October	7,243	6,681
November	8,257	7,665
December	9,130	8,522
January	10,024	9,427
February	11,106	10,476
March	12,120	11,633
April	12,521	12,105
May	12,542	12,117
June	12,545	12,117

### QUALITY

	Quantity	Base Number	Contract	LHB	Wales
% of FP17s for the same patient ID Re-attending within 3 months - Children	63	1,509	4.2%	6.8%	10.8%
% of FP17s for the same patient ID Re-attending within 3 months - Adults	458	4,988	9.2%	13.5%	15.7%
% of FP17s for the same patient ID Re-attending between 3 & 9 months - Children	948	1,509	62.8%	56.5%	59.7%
% of FP17s for the same patient ID Re-attending between 3 & 9 months - Adults	2,437	4,988	48.9%	54.2%	55.5%
% of FP17s for Band 1 Urgent Courses	387	6,538	5.9%	8.9%	9.0%
% of FP17s Relating to Free Repair or Replacements	37	6,538	0.6%	0.7%	0.7%
% of FP17s Relating to Continuations	32	6,538	0.5%	0.6%	0.7%
% of Patients satisfied with the dentistry they have received	15	15	100.0%	93.0%	92.4%
% of Patients satisfied with the time they had to wait for an appointment	15	15	100.0%	87.9%	87.1%

\* This is based on patients treated on this contract for their most recent course of treatment.  
 Figures in *italics* indicate the base number of FP17s or Patient Questionnaire responses are less than 100. N/A is shown where the base number of responses is less than 10 during the period. % is calculated as Quantity/Base number\*100

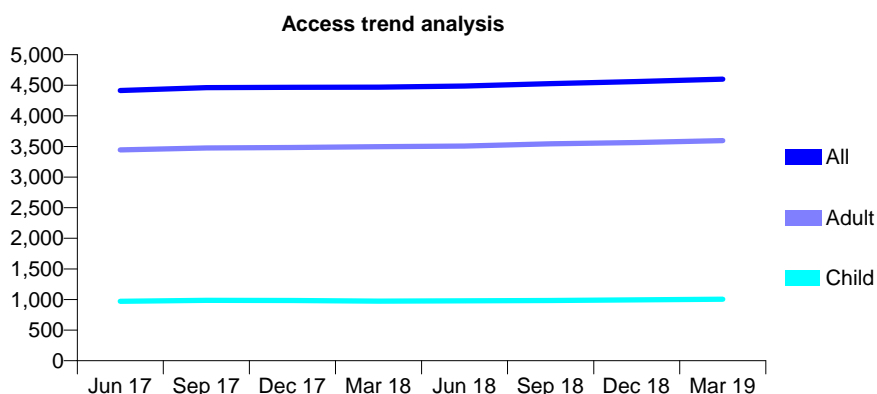
## 7A5 - Vital Signs At a Glance Contract Report for 324035/0001 - Year end March 2019

Name or company name	PS John & C John
Contract type name	GDS Contract
Purpose of contract	General and Orthodontic
Contract start date	01/04/2006
Contract end date	

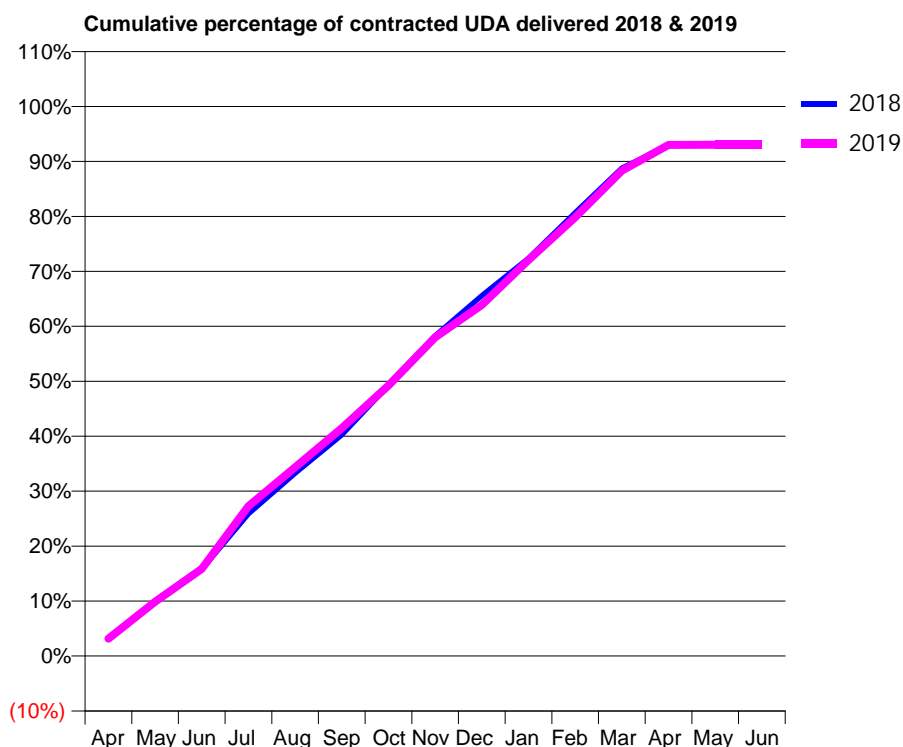
18/19 Contracted general activity (UDA)	15,844
Carry forward general activity (UDA)	172
18/19 Contracted orthodontic activity (UOA)	447
Carry forward orthodontic activity (UOA)	0
Baseline contract value	£393,357.35

### ACCESS\*

Patients seen in 24 months	Total	Change since previous quarter
Quarter ending March 2018	4,470	
Quarter ending June 2018	4,487	→
Quarter ending September 2018	4,526	→
Quarter ending December 2018	4,560	→
Quarter ending March 2019	4,601	→
<b>Variance since March 2018</b>	<b>2.9%</b>	<b>↑</b>



### ACTIVITY



Adjusted Scheduled Activity (UDA)		
Month	2018	2019
April	510	503
May	1,550	1,568
June	2,498	2,514
July	4,102	4,325
August	5,273	5,442
September	6,376	6,567
October	7,799	7,798
November	9,234	9,191
December	10,392	10,122
January	11,466	11,415
February	12,783	12,647
March	14,065	13,993
April	14,729	14,735
May	14,744	14,737
June	14,745	14,737

### QUALITY

	Quantity	Base Number	Contract	LHB	Wales
% of FP17s for the same patient ID Re-attending within 3 months - Children	125	1,682	7.4%	6.8%	10.8%
% of FP17s for the same patient ID Re-attending within 3 months - Adults	706	6,404	11.0%	13.5%	15.7%
% of FP17s for the same patient ID Re-attending between 3 & 9 months - Children	1,151	1,682	68.4%	56.5%	59.7%
% of FP17s for the same patient ID Re-attending between 3 & 9 months - Adults	4,748	6,404	74.1%	54.2%	55.5%
% of FP17s for Band 1 Urgent Courses	607	8,028	7.6%	8.9%	9.0%
% of FP17s Relating to Free Repair or Replacements	0	8,028	0.0%	0.7%	0.7%
% of FP17s Relating to Continuations	41	8,028	0.5%	0.6%	0.7%
% of Patients satisfied with the dentistry they have received	20	21	95.2%	93.0%	92.4%
% of Patients satisfied with the time they had to wait for an appointment	18	21	85.7%	87.9%	87.1%

\* This is based on patients treated on this contract for their most recent course of treatment.

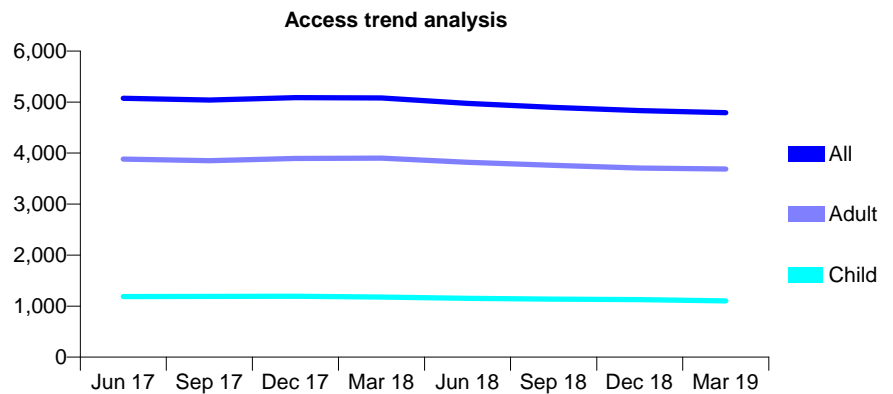
Figures in italics indicate the base number of FP17s or Patient Questionnaire responses are less than 100. N/A is shown where the base number of responses is less than 10 during the period. % is calculated as Quantity/Base number\*100

## 7A5 - Vital Signs At a Glance Contract Report for 324590/0001 - Year end March 2019

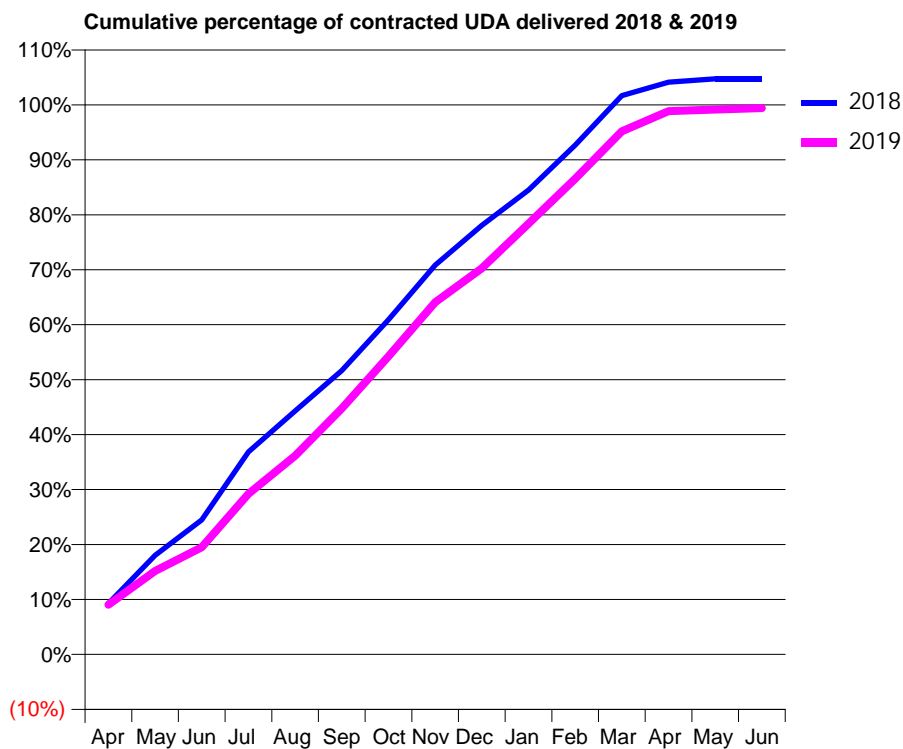
Name or company name	MRS JM GRIFFITHS	18/19 Contracted general activity (UDA)	13,388
Contract type name	Pilot Contract	Carry forward general activity (UDA)	-632
Purpose of contract	General	18/19 Contracted orthodontic activity (UOA)	0
Contract start date	01/04/2006	Carry forward orthodontic activity (UOA)	0
Contract end date		Baseline contract value	£382,279.56

### ACCESS\*

Patients seen in 24 months	Total	Change since previous quarter
Quarter ending March 2018	5,080	
Quarter ending June 2018	4,973	↓
Quarter ending September 2018	4,896	↓
Quarter ending December 2018	4,833	↓
Quarter ending March 2019	4,790	→
<b>Variance since March 2018</b>	<b>(5.7%)</b>	<b>↓</b>



### ACTIVITY



Adjusted Scheduled Activity (UDA)		
Month	2018	2019
April	1,243	1,212
May	2,414	2,033
June	3,278	2,611
July	4,932	3,914
August	5,929	4,843
September	6,915	5,989
October	8,155	7,262
November	9,484	8,580
December	10,451	9,406
January	11,312	10,491
February	12,408	11,592
March	13,612	12,745
April	13,940	13,234
May	14,020	13,272
June	14,020	13,308

### QUALITY

	Quantity	Base Number	Contract	LHB	Wales
% of FP17s for the same patient ID Re-attending within 3 months - Children	84	1,396	6.0%	6.8%	10.8%
% of FP17s for the same patient ID Re-attending within 3 months - Adults	580	4,730	12.3%	13.5%	15.7%
% of FP17s for the same patient ID Re-attending between 3 & 9 months - Children	710	1,396	50.9%	56.5%	59.7%
% of FP17s for the same patient ID Re-attending between 3 & 9 months - Adults	2,657	4,730	56.2%	54.2%	55.5%
% of FP17s for Band 1 Urgent Courses	531	6,156	8.6%	8.9%	9.0%
% of FP17s Relating to Free Repair or Replacements	28	6,156	0.5%	0.7%	0.7%
% of FP17s Relating to Continuations	33	6,156	0.5%	0.6%	0.7%
% of Patients satisfied with the dentistry they have received	10	10	100.0%	93.0%	92.4%
% of Patients satisfied with the time they had to wait for an appointment	10	10	100.0%	87.9%	87.1%

\* This is based on patients treated on this contract for their most recent course of treatment. Figures in italics indicate the base number of FP17s or Patient Questionnaire responses are less than 100. N/A is shown where the base number of responses is less than 10 during the period. % is calculated as Quantity/Base number\*100

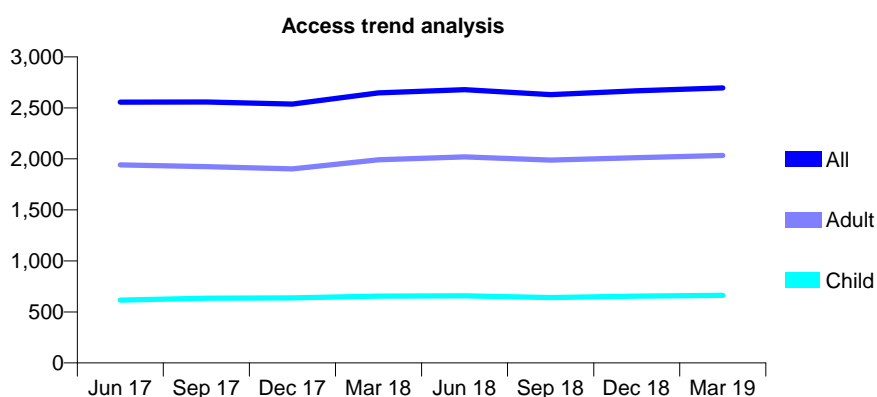
## 7A5 - Vital Signs At a Glance Contract Report for 377023/0001 - Year end March 2019

Name or company name	MISS CL DAVIES
Contract type name	GDS Contract
Purpose of contract	General
Contract start date	01/04/2015
Contract end date	

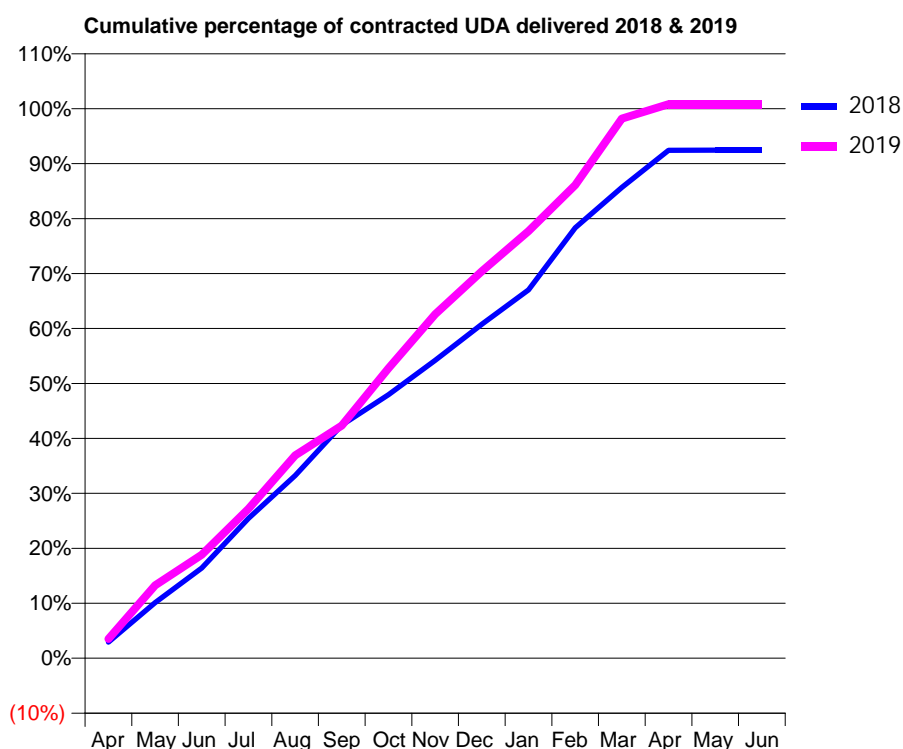
18/19 Contracted general activity (UDA)	8,074
Carry forward general activity (UDA)	0
18/19 Contracted orthodontic activity (UOA)	0
Carry forward orthodontic activity (UOA)	0
Baseline contract value	£184,591.59

### ACCESS\*

Patients seen in 24 months	Total	Change since previous quarter
Quarter ending March 2018	2,648	
Quarter ending June 2018	2,678	→
Quarter ending September 2018	2,629	↓
Quarter ending December 2018	2,667	→
Quarter ending March 2019	2,696	→
<b>Variance since March 2018</b>	<b>1.8%</b>	<b>→</b>



### ACTIVITY



Adjusted Scheduled Activity (UDA)		
Month	2018	2019
April	247	284
May	854	1,070
June	1,386	1,519
July	2,147	2,195
August	2,803	2,981
September	3,578	3,419
October	4,048	4,261
November	4,574	5,053
December	5,127	5,686
January	5,655	6,275
February	6,610	6,952
March	7,228	7,928
April	7,798	8,138
May	7,800	8,138
June	7,800	8,138

### QUALITY

	Quantity	Base Number	Contract	LHB	Wales
% of FP17s for the same patient ID Re-attending within 3 months - Children	55	921	6.0%	6.8%	10.8%
% of FP17s for the same patient ID Re-attending within 3 months - Adults	294	2,844	10.3%	13.5%	15.7%
% of FP17s for the same patient ID Re-attending between 3 & 9 months - Children	494	921	53.6%	56.5%	59.7%
% of FP17s for the same patient ID Re-attending between 3 & 9 months - Adults	1,609	2,844	56.6%	54.2%	55.5%
% of FP17s for Band 1 Urgent Courses	207	3,648	5.7%	8.9%	9.0%
% of FP17s Relating to Free Repair or Replacements	17	3,648	0.5%	0.7%	0.7%
% of FP17s Relating to Continuations	37	3,648	1.0%	0.6%	0.7%
% of Patients satisfied with the dentistry they have received	13	13	100.0%	93.0%	92.4%
% of Patients satisfied with the time they had to wait for an appointment	12	13	92.3%	87.9%	87.1%

\* This is based on patients treated on this contract for their most recent course of treatment. Figures in italics indicate the base number of FP17s or Patient Questionnaire responses are less than 100. N/A is shown where the base number of responses is less than 10 during the period. % is calculated as Quantity/Base number\*100

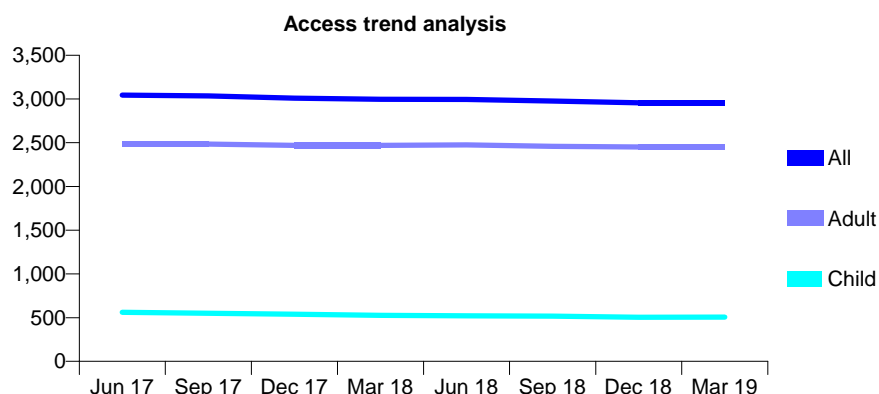
## 7A5 - Vital Signs At a Glance Contract Report for 573531/0001 - Year end March 2019

Name or company name	MR PB JAMES
Contract type name	GDS Contract
Purpose of contract	General
Contract start date	01/04/2006
Contract end date	

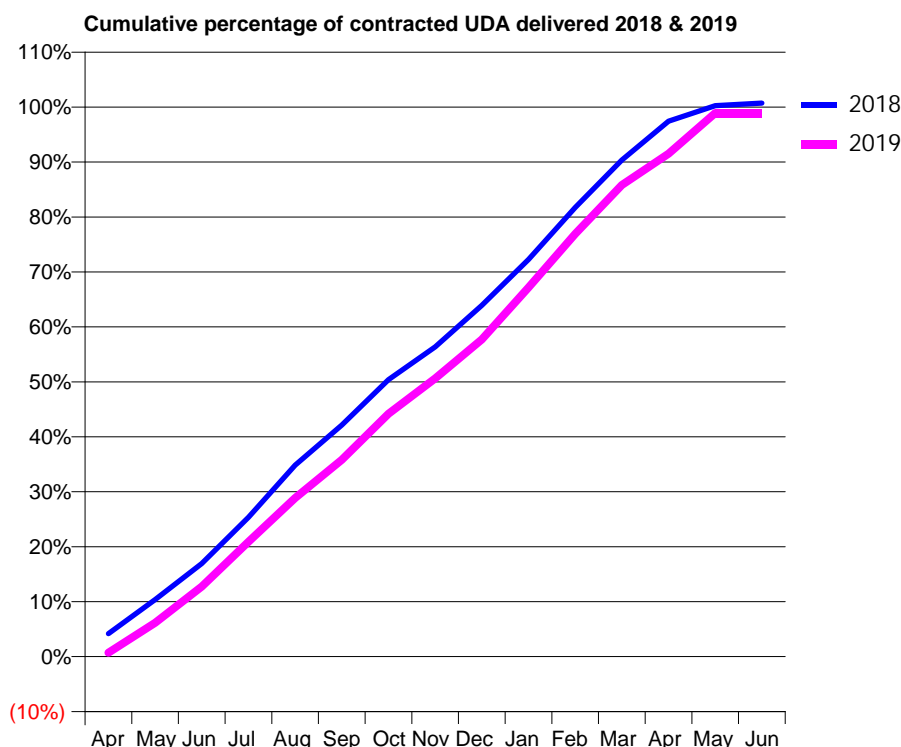
18/19 Contracted general activity (UDA)	8,000
Carry forward general activity (UDA)	-57
18/19 Contracted orthodontic activity (UOA)	0
Carry forward orthodontic activity (UOA)	0
Baseline contract value	£198,664.46

### ACCESS\*

Patients seen in 24 months	Total	Change since previous quarter
Quarter ending March 2018	2,997	
Quarter ending June 2018	2,995	→
Quarter ending September 2018	2,976	→
Quarter ending December 2018	2,956	→
Quarter ending March 2019	2,957	→
<b>Variance since March 2018</b>	<b>(1.3%)</b>	<b>↓</b>



### ACTIVITY



Adjusted Scheduled Activity (UDA)		
Month	2018	2019
April	334	57
May	832	494
June	1,354	1,020
July	2,027	1,673
August	2,788	2,311
September	3,371	2,865
October	4,031	3,537
November	4,509	4,051
December	5,112	4,616
January	5,782	5,372
February	6,537	6,155
March	7,228	6,864
April	7,793	7,322
May	8,020	7,912
June	8,057	7,913

### QUALITY

	Quantity	Base Number	Contract	LHB	Wales
% of FP17s for the same patient ID Re-attending within 3 months - Children	28	711	3.9%	6.8%	10.8%
% of FP17s for the same patient ID Re-attending within 3 months - Adults	281	2,641	10.6%	13.5%	15.7%
% of FP17s for the same patient ID Re-attending between 3 & 9 months - Children	437	711	61.5%	56.5%	59.7%
% of FP17s for the same patient ID Re-attending between 3 & 9 months - Adults	656	2,641	24.8%	54.2%	55.5%
% of FP17s for Band 1 Urgent Courses	120	3,492	3.4%	8.9%	9.0%
% of FP17s Relating to Free Repair or Replacements	17	3,492	0.5%	0.7%	0.7%
% of FP17s Relating to Continuations	37	3,492	1.1%	0.6%	0.7%
% of Patients satisfied with the dentistry they have received	55	61	90.2%	93.0%	92.4%
% of Patients satisfied with the time they had to wait for an appointment	51	61	83.6%	87.9%	87.1%

\* This is based on patients treated on this contract for their most recent course of treatment.  
 Figures in *italics* indicate the base number of FP17s or Patient Questionnaire responses are less than 100. N/A is shown where the base number of responses is less than 10 during the period. % is calculated as Quantity/Base number\*100

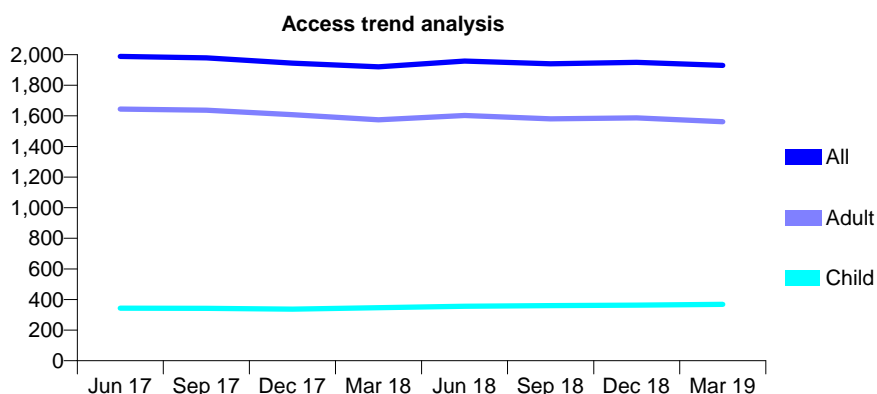
## 7A5 - Vital Signs At a Glance Contract Report for 625485/0004 - Year end March 2019

Name or company name	MISS D ADAMS
Contract type name	GDS Contract
Purpose of contract	General
Contract start date	14/06/2010
Contract end date	

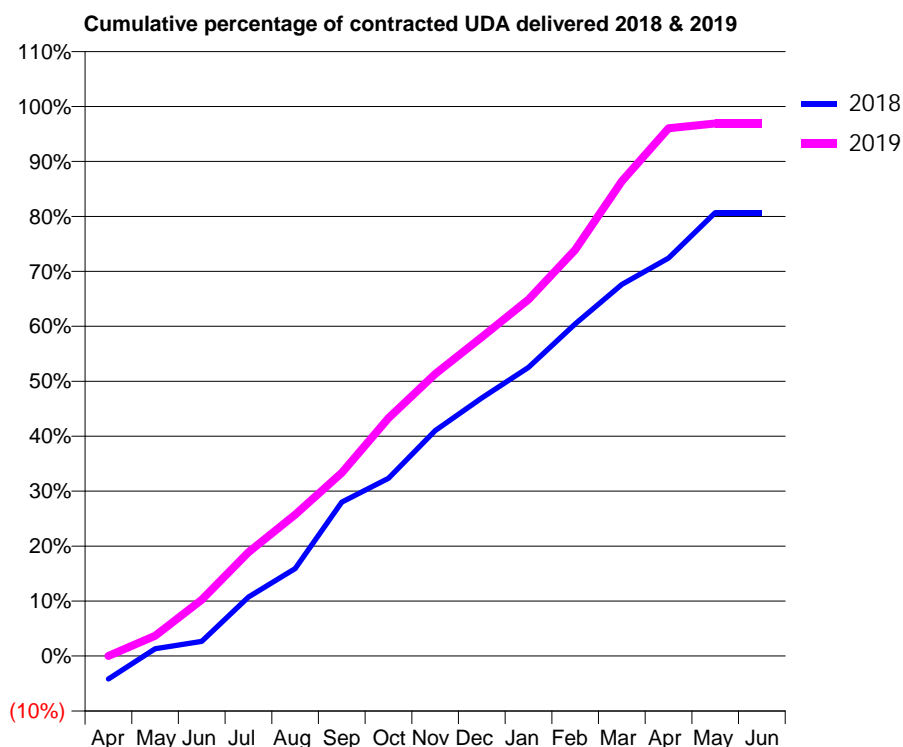
18/19 Contracted general activity (UDA)	5,350
Carry forward general activity (UDA)	0
18/19 Contracted orthodontic activity (UOA)	0
Carry forward orthodontic activity (UOA)	0
Baseline contract value	£136,405.98

### ACCESS\*

Patients seen in 24 months	Total	Change since previous quarter
Quarter ending March 2018	1,920	
Quarter ending June 2018	1,958	→
Quarter ending September 2018	1,940	→
Quarter ending December 2018	1,950	→
Quarter ending March 2019	1,930	↓
<b>Variance since March 2018</b>	<b>0.5%</b>	<b>→</b>



### ACTIVITY



Adjusted Scheduled Activity (UDA)		
Month	2018	2019
April	-225	1
May	71	196
June	143	548
July	575	1,011
August	852	1,377
September	1,499	1,783
October	1,730	2,317
November	2,195	2,746
December	2,513	3,105
January	2,810	3,471
February	3,234	3,956
March	3,617	4,622
April	3,875	5,138
May	4,316	5,184
June	4,316	5,184

### QUALITY

	Quantity	Base Number	Contract	LHB	Wales
% of FP17s for the same patient ID Re-attending within 3 months - Children	58	701	8.3%	6.8%	10.8%
% of FP17s for the same patient ID Re-attending within 3 months - Adults	207	2,209	9.4%	13.5%	15.7%
% of FP17s for the same patient ID Re-attending between 3 & 9 months - Children	467	701	66.6%	56.5%	59.7%
% of FP17s for the same patient ID Re-attending between 3 & 9 months - Adults	986	2,209	44.6%	54.2%	55.5%
% of FP17s for Band 1 Urgent Courses	96	2,855	3.4%	8.9%	9.0%
% of FP17s Relating to Free Repair or Replacements	3	2,855	0.1%	0.7%	0.7%
% of FP17s Relating to Continuations	11	2,855	0.4%	0.6%	0.7%
% of Patients satisfied with the dentistry they have received	8	8	N/A	93.0%	92.4%
% of Patients satisfied with the time they had to wait for an appointment	6	8	N/A	87.9%	87.1%

\* This is based on patients treated on this contract for their most recent course of treatment.

Figures in italics indicate the base number of FP17s or Patient Questionnaire responses are less than 100. N/A is shown where the base number of responses is less than 10 during the period. % is calculated as Quantity/Base number\*100



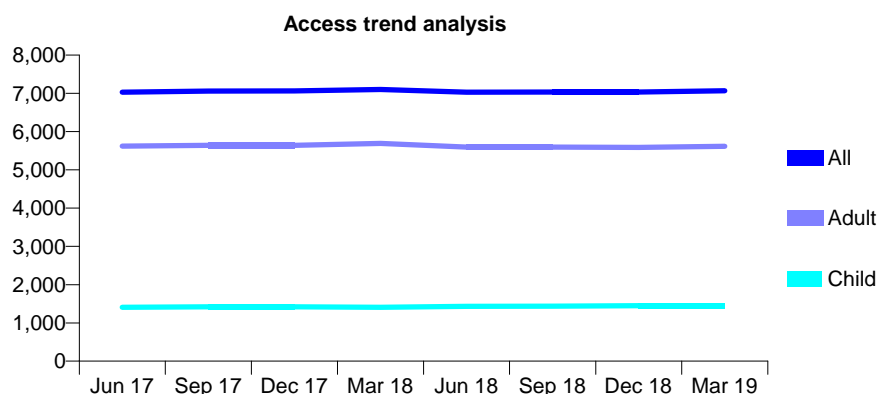
## 7A5 - Vital Signs At a Glance Contract Report for 688312/0001 - Year end March 2019

Name or company name	MR G BLINMAN
Contract type name	GDS Contract
Purpose of contract	General
Contract start date	01/10/2013
Contract end date	

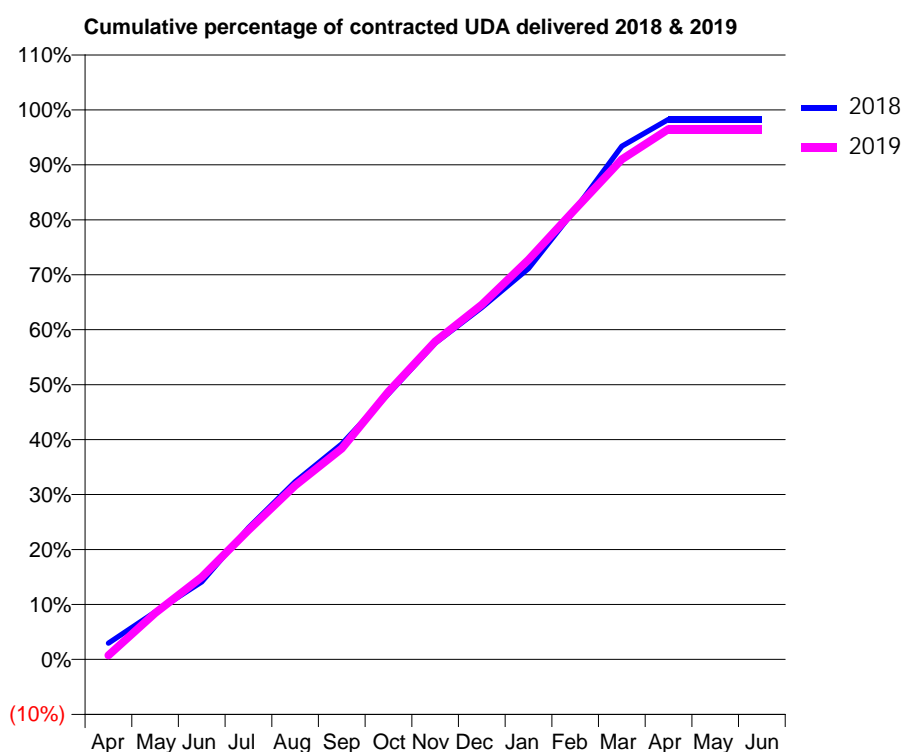
18/19 Contracted general activity (UDA)	23,138
Carry forward general activity (UDA)	400
18/19 Contracted orthodontic activity (UOA)	0
Carry forward orthodontic activity (UOA)	0
Baseline contract value	£578,399.12

### ACCESS\*

Patients seen in 24 months	Total	Change since previous quarter
Quarter ending March 2018	7,098	
Quarter ending June 2018	7,030	→
Quarter ending September 2018	7,034	→
Quarter ending December 2018	7,032	→
Quarter ending March 2019	7,069	→
<b>Variance since March 2018</b>	<b>(0.4%)</b>	→



### ACTIVITY



Adjusted Scheduled Activity (UDA)		
Month	2018	2019
April	683	170
May	2,002	1,954
June	3,266	3,465
July	5,544	5,446
August	7,481	7,319
September	9,074	8,880
October	11,182	11,280
November	13,316	13,381
December	14,812	14,931
January	16,457	16,828
February	18,953	18,961
March	21,609	21,050
April	22,735	22,326
May	22,737	22,329
June	22,738	22,328

### QUALITY

	Quantity	Base Number	Contract	LHB	Wales
% of FP17s for the same patient ID Re-attending within 3 months - Children	206	2,236	9.2%	6.8%	10.8%
% of FP17s for the same patient ID Re-attending within 3 months - Adults	1,442	9,078	15.9%	13.5%	15.7%
% of FP17s for the same patient ID Re-attending between 3 & 9 months - Children	1,277	2,236	57.1%	56.5%	59.7%
% of FP17s for the same patient ID Re-attending between 3 & 9 months - Adults	5,514	9,078	60.7%	54.2%	55.5%
% of FP17s for Band 1 Urgent Courses	971	11,428	8.5%	8.9%	9.0%
% of FP17s Relating to Free Repair or Replacements	250	11,428	2.2%	0.7%	0.7%
% of FP17s Relating to Continuations	84	11,428	0.7%	0.6%	0.7%
% of Patients satisfied with the dentistry they have received	39	41	95.1%	93.0%	92.4%
% of Patients satisfied with the time they had to wait for an appointment	37	41	90.2%	87.9%	87.1%

\* This is based on patients treated on this contract for their most recent course of treatment.

Figures in italics indicate the base number of FP17s or Patient Questionnaire responses are less than 100. N/A is shown where the base number of responses is less than 10 during the period. % is calculated as Quantity/Base number\*100

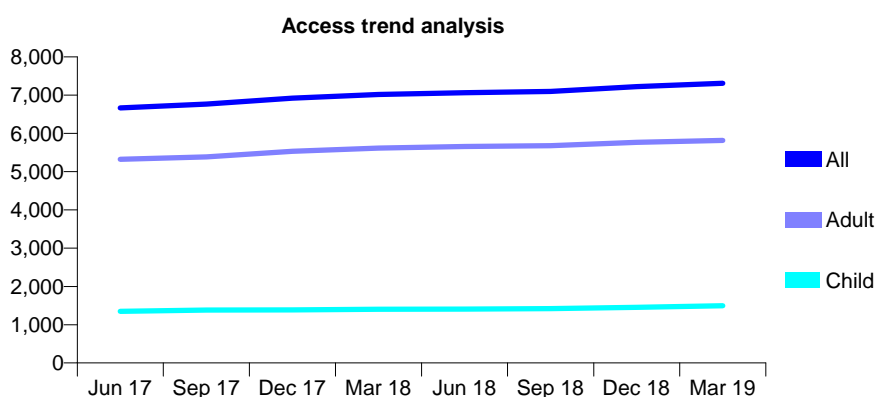
## 7A5 - Vital Signs At a Glance Contract Report for 741841/0003 - Year end March 2019

Name or company name	MRS S CHAUDHRY
Contract type name	Pilot Contract
Purpose of contract	General
Contract start date	01/04/2015
Contract end date	

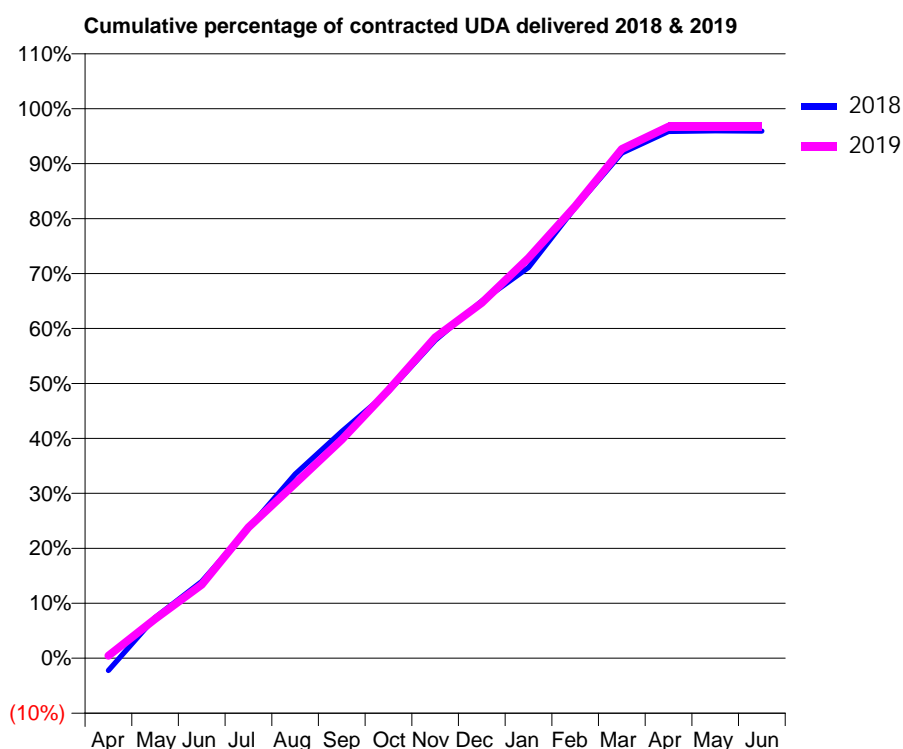
18/19 Contracted general activity (UDA)	21,546
Carry forward general activity (UDA)	880
18/19 Contracted orthodontic activity (UOA)	0
Carry forward orthodontic activity (UOA)	0
Baseline contract value	£544,602.40

### ACCESS\*

Patients seen in 24 months	Total	Change since previous quarter
Quarter ending March 2018	7,016	
Quarter ending June 2018	7,063	→
Quarter ending September 2018	7,097	→
Quarter ending December 2018	7,222	→
Quarter ending March 2019	7,312	→
<b>Variance since March 2018</b>	<b>4.2%</b>	<b>↑</b>



### ACTIVITY



Adjusted Scheduled Activity (UDA)		
Month	2018	2019
April	-484	97
May	1,596	1,540
June	3,008	2,883
July	5,100	5,133
August	7,218	6,852
September	8,886	8,569
October	10,462	10,512
November	12,469	12,579
December	14,002	13,931
January	15,320	15,690
February	17,674	17,721
March	19,801	19,963
April	20,653	20,840
May	20,678	20,843
June	20,666	20,844

### QUALITY

	Quantity	Base Number	Contract	LHB	Wales
% of FP17s for the same patient ID Re-attending within 3 months - Children	106	2,350	4.5%	6.8%	10.8%
% of FP17s for the same patient ID Re-attending within 3 months - Adults	938	9,102	10.3%	13.5%	15.7%
% of FP17s for the same patient ID Re-attending between 3 & 9 months - Children	1,548	2,350	65.9%	56.5%	59.7%
% of FP17s for the same patient ID Re-attending between 3 & 9 months - Adults	5,633	9,102	61.9%	54.2%	55.5%
% of FP17s for Band 1 Urgent Courses	575	11,402	5.0%	8.9%	9.0%
% of FP17s Relating to Free Repair or Replacements	70	11,402	0.6%	0.7%	0.7%
% of FP17s Relating to Continuations	67	11,402	0.6%	0.6%	0.7%
% of Patients satisfied with the dentistry they have received	20	20	100.0%	93.0%	92.4%
% of Patients satisfied with the time they had to wait for an appointment	19	20	95.0%	87.9%	87.1%

\* This is based on patients treated on this contract for their most recent course of treatment. Figures in italics indicate the base number of FP17s or Patient Questionnaire responses are less than 100. N/A is shown where the base number of responses is less than 10 during the period. % is calculated as Quantity/Base number\*100

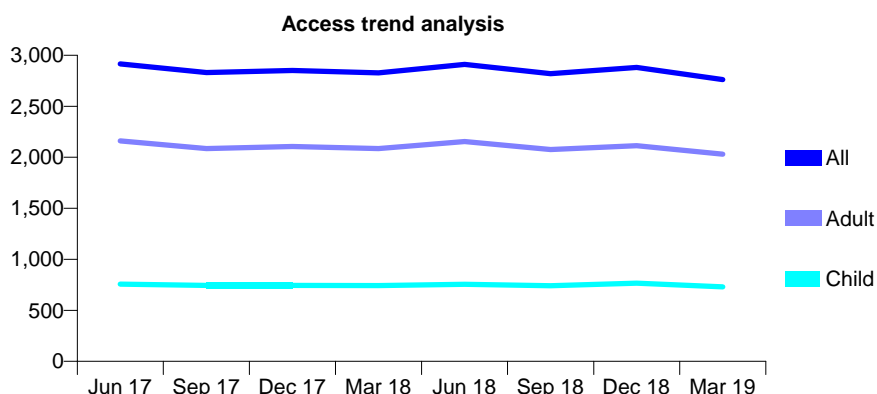
## 7A5 - Vital Signs At a Glance Contract Report for 767158/0001 - Year end March 2019

Name or company name	MR H WILDING
Contract type name	GDS Contract
Purpose of contract	General
Contract start date	01/04/2006
Contract end date	

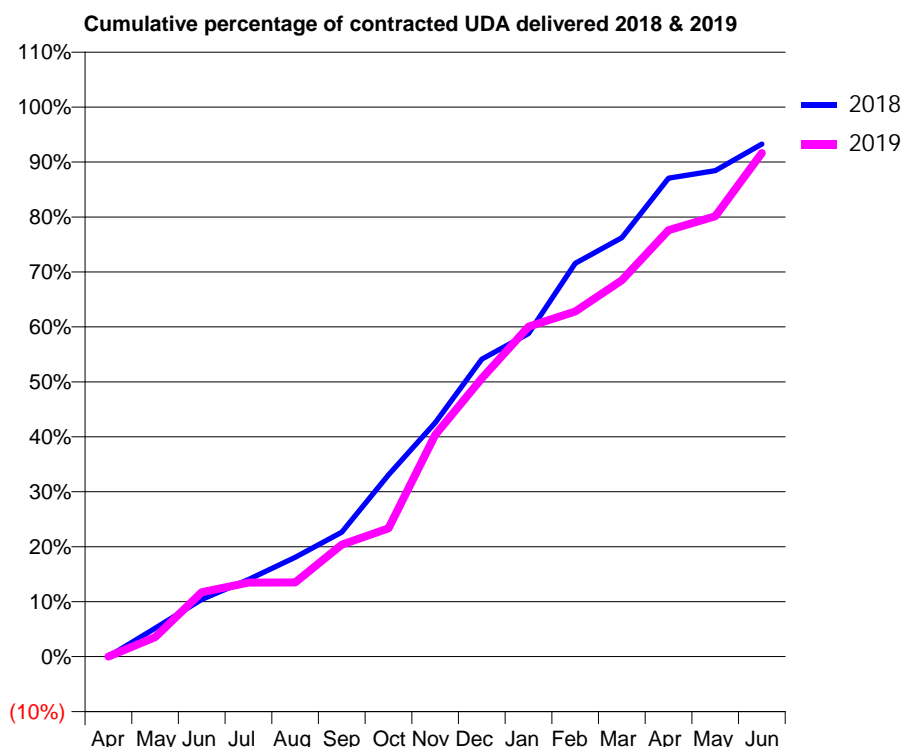
18/19 Contracted general activity (UDA)	5,400
Carry forward general activity (UDA)	0
18/19 Contracted orthodontic activity (UOA)	0
Carry forward orthodontic activity (UOA)	0
Baseline contract value	£134,623.77

### ACCESS\*

Patients seen in 24 months	Total	Change since previous quarter
Quarter ending March 2018	2,828	
Quarter ending June 2018	2,910	↑
Quarter ending September 2018	2,819	↓
Quarter ending December 2018	2,881	↑
Quarter ending March 2019	2,761	↓
<b>Variance since March 2018</b>	<b>(2.4%)</b>	<b>↓</b>



### ACTIVITY



Adjusted Scheduled Activity (UDA)		
Month	2018	2019
April	0	0
May	291	192
June	584	633
July	786	728
August	1,011	729
September	1,269	1,100
October	1,851	1,261
November	2,384	2,179
December	3,031	2,735
January	3,292	3,243
February	4,008	3,391
March	4,269	3,698
April	4,876	4,190
May	4,953	4,326
June	5,223	4,947

### QUALITY

	Quantity	Base Number	Contract	LHB	Wales
% of FP17s for the same patient ID Re-attending within 3 months - Children	66	797	8.3%	6.8%	10.8%
% of FP17s for the same patient ID Re-attending within 3 months - Adults	236	2,095	11.3%	13.5%	15.7%
% of FP17s for the same patient ID Re-attending between 3 & 9 months - Children	270	797	33.9%	56.5%	59.7%
% of FP17s for the same patient ID Re-attending between 3 & 9 months - Adults	679	2,095	32.4%	54.2%	55.5%
% of FP17s for Band 1 Urgent Courses	124	2,986	4.2%	8.9%	9.0%
% of FP17s Relating to Free Repair or Replacements	30	2,986	1.0%	0.7%	0.7%
% of FP17s Relating to Continuations	15	2,986	0.5%	0.6%	0.7%
% of Patients satisfied with the dentistry they have received	5	5	N/A	93.0%	92.4%
% of Patients satisfied with the time they had to wait for an appointment	4	5	N/A	87.9%	87.1%

\* This is based on patients treated on this contract for their most recent course of treatment.  
 Figures in *italics* indicate the base number of FP17s or Patient Questionnaire responses are less than 100. N/A is shown where the base number of responses is less than 10 during the period. % is calculated as Quantity/Base number\*100

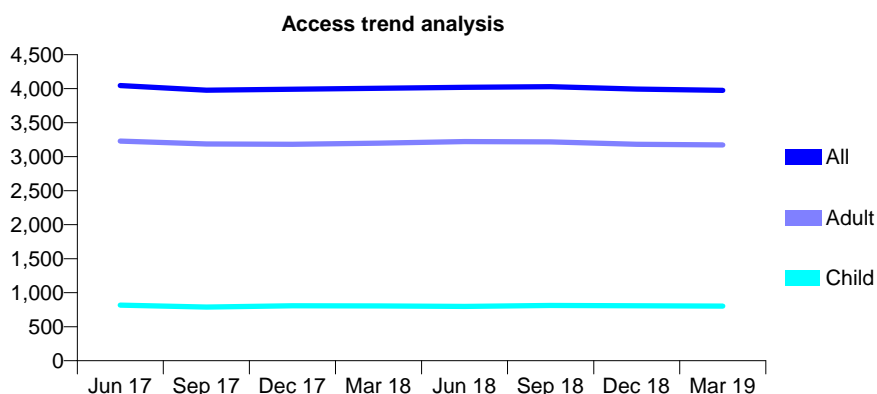
## 7A5 - Vital Signs At a Glance Contract Report for 830763/0005 - Year end March 2019

Name or company name	MR L ROBERTS
Contract type name	GDS Contract
Purpose of contract	General
Contract start date	01/10/2013
Contract end date	

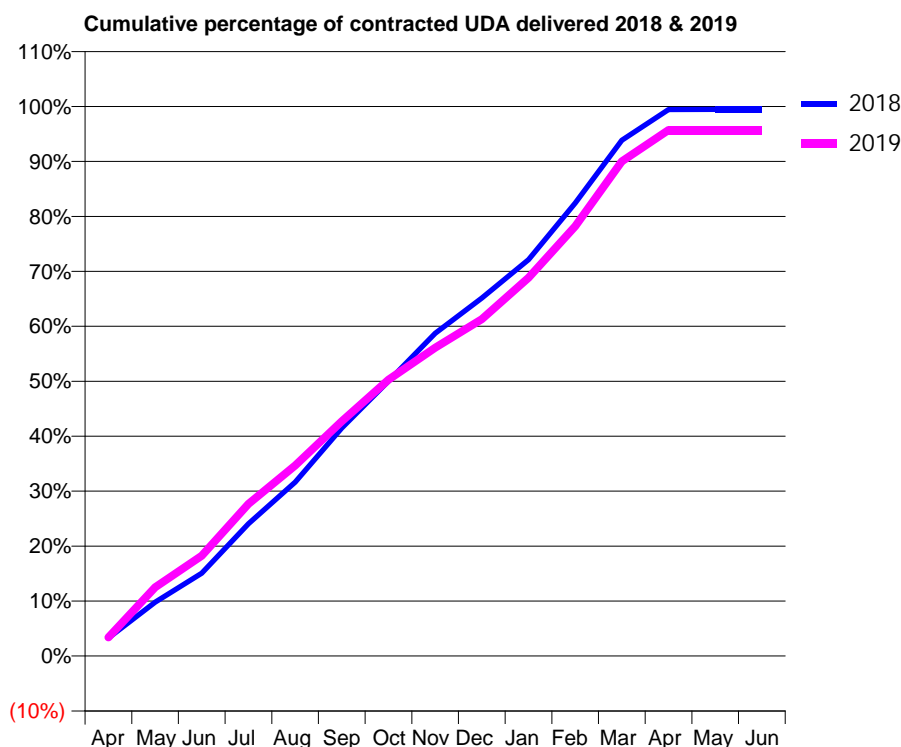
18/19 Contracted general activity (UDA)	13,400
Carry forward general activity (UDA)	71
18/19 Contracted orthodontic activity (UOA)	0
Carry forward orthodontic activity (UOA)	0
Baseline contract value	£333,325.40

### ACCESS\*

Patients seen in 24 months	Total	Change since previous quarter
Quarter ending March 2018	4,005	
Quarter ending June 2018	4,021	→
Quarter ending September 2018	4,031	→
Quarter ending December 2018	3,993	→
Quarter ending March 2019	3,976	→
<b>Variance since March 2018</b>	<b>(0.7%)</b>	<b>→</b>



### ACTIVITY



Adjusted Scheduled Activity (UDA)		
Month	2018	2019
April	441	457
May	1,315	1,675
June	2,021	2,448
July	3,225	3,710
August	4,243	4,644
September	5,560	5,725
October	6,703	6,740
November	7,870	7,518
December	8,727	8,213
January	9,663	9,224
February	11,044	10,478
March	12,577	12,058
April	13,324	12,823
May	13,328	12,823
June	13,329	12,824

### QUALITY

	Quantity	Base Number	Contract	LHB	Wales
% of FP17s for the same patient ID Re-attending within 3 months - Children	89	1,102	8.1%	6.8%	10.8%
% of FP17s for the same patient ID Re-attending within 3 months - Adults	661	4,906	13.5%	13.5%	15.7%
% of FP17s for the same patient ID Re-attending between 3 & 9 months - Children	534	1,102	48.5%	56.5%	59.7%
% of FP17s for the same patient ID Re-attending between 3 & 9 months - Adults	2,820	4,906	57.5%	54.2%	55.5%
% of FP17s for Band 1 Urgent Courses	352	6,009	5.9%	8.9%	9.0%
% of FP17s Relating to Free Repair or Replacements	133	6,009	2.2%	0.7%	0.7%
% of FP17s Relating to Continuations	44	6,009	0.7%	0.6%	0.7%
% of Patients satisfied with the dentistry they have received	13	14	92.9%	93.0%	92.4%
% of Patients satisfied with the time they had to wait for an appointment	13	14	92.9%	87.9%	87.1%

\* This is based on patients treated on this contract for their most recent course of treatment.

Figures in italics indicate the base number of FP17s or Patient Questionnaire responses are less than 100. N/A is shown where the base number of responses is less than 10 during the period. % is calculated as Quantity/Base number\*100

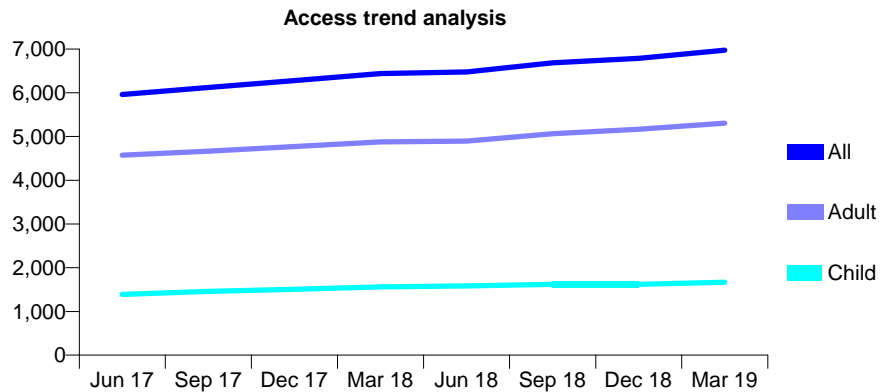
## 7A5 - Vital Signs At a Glance Contract Report for 885630/0001 - Year end March 2019

Name or company name	MRS P SOOD
Contract type name	GDS Contract
Purpose of contract	General
Contract start date	15/09/2013
Contract end date	

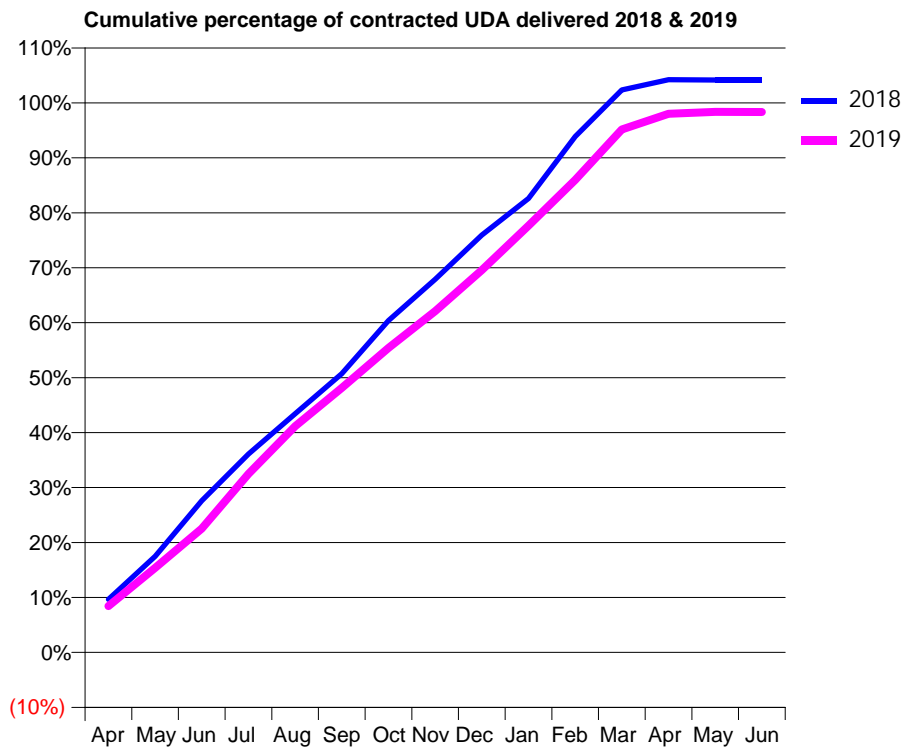
18/19 Contracted general activity (UDA)	23,784
Carry forward general activity (UDA)	-889
18/19 Contracted orthodontic activity (UOA)	0
Carry forward orthodontic activity (UOA)	0
Baseline contract value	£570,990.43

### ACCESS\*

Patients seen in 24 months	Total	Change since previous quarter
Quarter ending March 2018	6,439	
Quarter ending June 2018	6,478	→
Quarter ending September 2018	6,684	↑
Quarter ending December 2018	6,788	→
Quarter ending March 2019	6,973	↑
<b>Variance since March 2018</b>	<b>8.3%</b>	<b>↑</b>



### ACTIVITY



Adjusted Scheduled Activity (UDA)		
Month	2018	2019
April	2,057	2,006
May	3,720	3,661
June	5,874	5,359
July	7,683	7,726
August	9,243	9,789
September	10,793	11,449
October	12,855	13,177
November	14,452	14,770
December	16,163	16,543
January	17,581	18,472
February	19,980	20,453
March	21,785	22,634
April	22,181	23,311
May	22,173	23,393
June	22,173	23,391

### QUALITY

	Quantity	Base Number	Contract	LHB	Wales
% of FP17s for the same patient ID Re-attending within 3 months - Children	181	2,467	7.3%	6.8%	10.8%
% of FP17s for the same patient ID Re-attending within 3 months - Adults	785	7,428	10.6%	13.5%	15.7%
% of FP17s for the same patient ID Re-attending between 3 & 9 months - Children	1,503	2,467	60.9%	56.5%	59.7%
% of FP17s for the same patient ID Re-attending between 3 & 9 months - Adults	4,270	7,428	57.5%	54.2%	55.5%
% of FP17s for Band 1 Urgent Courses	604	10,052	6.0%	8.9%	9.0%
% of FP17s Relating to Free Repair or Replacements	84	10,052	0.8%	0.7%	0.7%
% of FP17s Relating to Continuations	43	10,052	0.4%	0.6%	0.7%
% of Patients satisfied with the dentistry they have received	28	33	84.8%	93.0%	92.4%
% of Patients satisfied with the time they had to wait for an appointment	30	33	90.9%	87.9%	87.1%

\* This is based on patients treated on this contract for their most recent course of treatment.

Figures in italics indicate the base number of FP17s or Patient Questionnaire responses are less than 100. N/A is shown where the base number of responses is less than 10 during the period. % is calculated as Quantity/Base number\*100

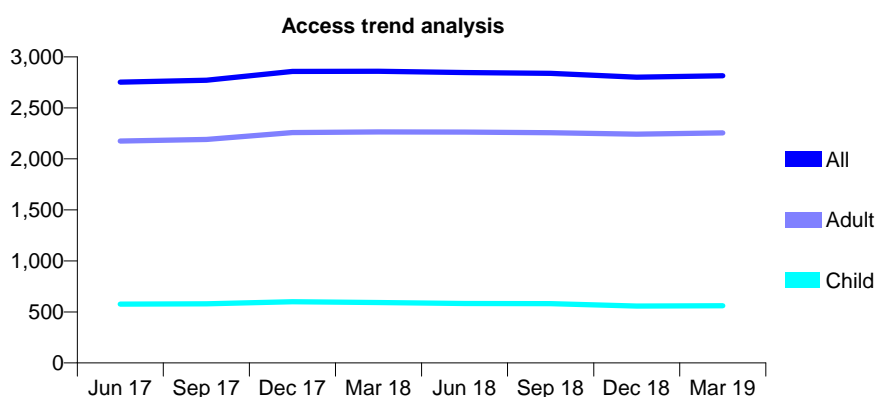
## 7A5 - Vital Signs At a Glance Contract Report for 925845/0001 - Year end March 2019

Name or company name	MR TM DIN
Contract type name	GDS Contract
Purpose of contract	General
Contract start date	01/04/2006
Contract end date	

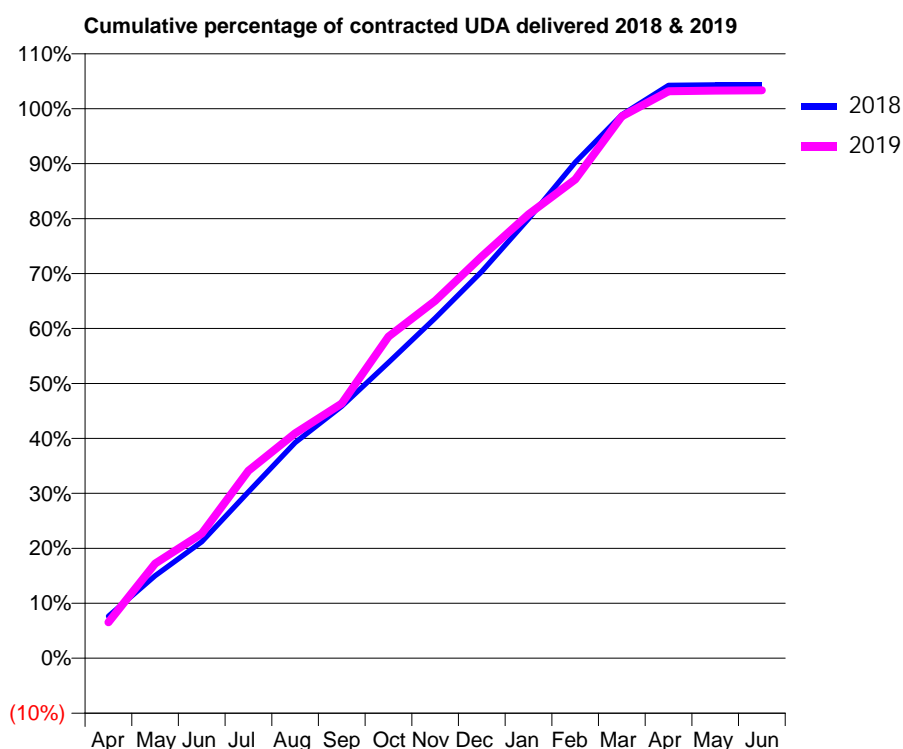
18/19 Contracted general activity (UDA)	7,558
Carry forward general activity (UDA)	-327
18/19 Contracted orthodontic activity (UOA)	0
Carry forward orthodontic activity (UOA)	0
Baseline contract value	£187,742.09

### ACCESS\*

Patients seen in 24 months	Total	Change since previous quarter
Quarter ending March 2018	2,858	
Quarter ending June 2018	2,846	→
Quarter ending September 2018	2,838	→
Quarter ending December 2018	2,800	↓
Quarter ending March 2019	2,815	→
<b>Variance since March 2018</b>	<b>(1.5%)</b>	<b>↓</b>



### ACTIVITY



Adjusted Scheduled Activity (UDA)		
Month	2018	2019
April	579	495
May	1,134	1,302
June	1,602	1,714
July	2,287	2,580
August	2,967	3,094
September	3,466	3,502
October	4,068	4,423
November	4,677	4,916
December	5,319	5,524
January	6,042	6,105
February	6,821	6,585
March	7,473	7,452
April	7,878	7,798
May	7,885	7,805
June	7,885	7,810

### QUALITY

	Quantity	Base Number	Contract	LHB	Wales
% of FP17s for the same patient ID Re-attending within 3 months - Children	27	823	3.3%	6.8%	10.8%
% of FP17s for the same patient ID Re-attending within 3 months - Adults	357	3,225	11.1%	13.5%	15.7%
% of FP17s for the same patient ID Re-attending between 3 & 9 months - Children	558	823	67.8%	56.5%	59.7%
% of FP17s for the same patient ID Re-attending between 3 & 9 months - Adults	1,652	3,225	51.2%	54.2%	55.5%
% of FP17s for Band 1 Urgent Courses	242	4,026	6.0%	8.9%	9.0%
% of FP17s Relating to Free Repair or Replacements	29	4,026	0.7%	0.7%	0.7%
% of FP17s Relating to Continuations	29	4,026	0.7%	0.6%	0.7%
% of Patients satisfied with the dentistry they have received	25	27	92.6%	93.0%	92.4%
% of Patients satisfied with the time they had to wait for an appointment	26	27	96.3%	87.9%	87.1%

\* This is based on patients treated on this contract for their most recent course of treatment. Figures in italics indicate the base number of FP17s or Patient Questionnaire responses are less than 100. N/A is shown where the base number of responses is less than 10 during the period. % is calculated as Quantity/Base number\*100

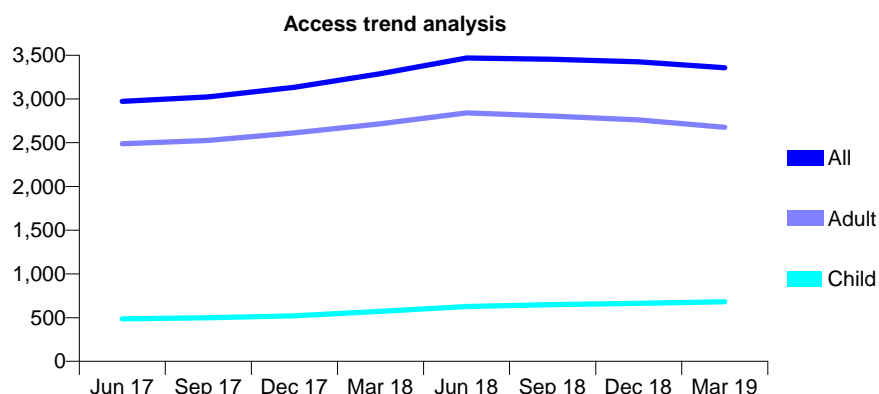
## 7A5 - Vital Signs At a Glance Contract Report for 976245/0001 - Year end March 2019

Name or company name	MR PJ JONES
Contract type name	GDS Contract
Purpose of contract	General
Contract start date	16/11/2015
Contract end date	

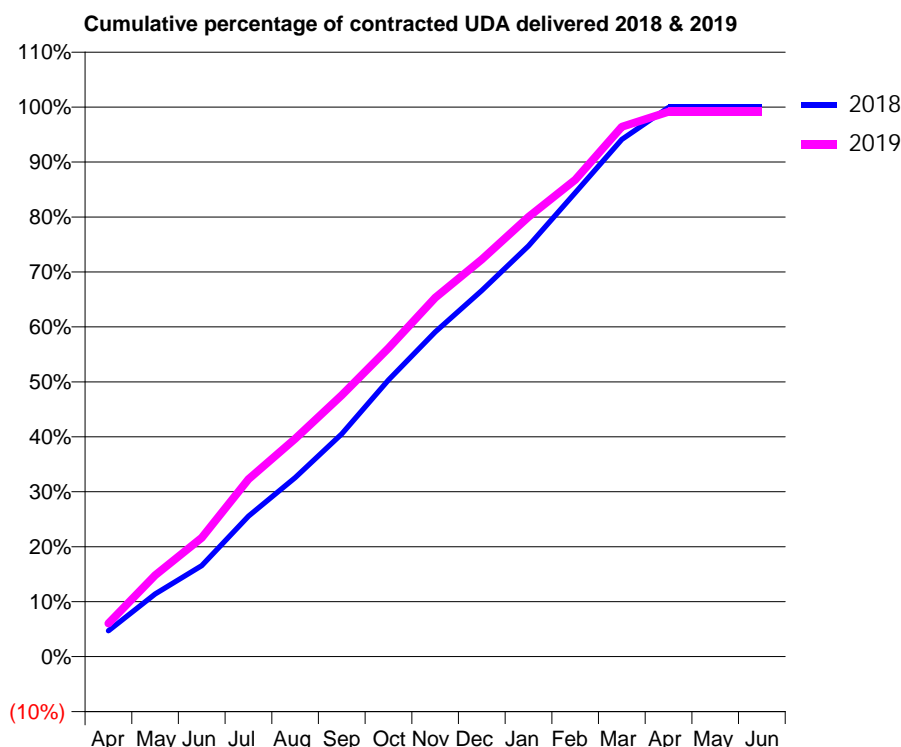
18/19 Contracted general activity (UDA)	9,182
Carry forward general activity (UDA)	7
18/19 Contracted orthodontic activity (UOA)	0
Carry forward orthodontic activity (UOA)	0
Baseline contract value	£256,944.03

### ACCESS\*

Patients seen in 24 months	Total	Change since previous quarter
Quarter ending March 2018	3,289	
Quarter ending June 2018	3,468	↑
Quarter ending September 2018	3,453	→
Quarter ending December 2018	3,424	→
Quarter ending March 2019	3,358	↓
<b>Variance since March 2018</b>	<b>2.1%</b>	<b>↑</b>



### ACTIVITY



Adjusted Scheduled Activity (UDA)		
Month	2018	2019
April	434	556
May	1,049	1,361
June	1,521	1,987
July	2,346	2,965
August	2,992	3,639
September	3,721	4,368
October	4,622	5,156
November	5,424	5,997
December	6,117	6,633
January	6,861	7,348
February	7,752	7,967
March	8,640	8,850
April	9,174	9,104
May	9,175	9,104
June	9,175	9,104

### QUALITY

	Quantity	Base Number	Contract	LHB	Wales
% of FP17s for the same patient ID Re-attending within 3 months - Children	66	1,055	6.3%	6.8%	10.8%
% of FP17s for the same patient ID Re-attending within 3 months - Adults	394	3,682	10.7%	13.5%	15.7%
% of FP17s for the same patient ID Re-attending between 3 & 9 months - Children	595	1,055	56.4%	56.5%	59.7%
% of FP17s for the same patient ID Re-attending between 3 & 9 months - Adults	2,080	3,682	56.5%	54.2%	55.5%
% of FP17s for Band 1 Urgent Courses	309	4,642	6.7%	8.9%	9.0%
% of FP17s Relating to Free Repair or Replacements	37	4,642	0.8%	0.7%	0.7%
% of FP17s Relating to Continuations	38	4,642	0.8%	0.6%	0.7%
% of Patients satisfied with the dentistry they have received	9	9	N/A	93.0%	92.4%
% of Patients satisfied with the time they had to wait for an appointment	9	9	N/A	87.9%	87.1%

\* This is based on patients treated on this contract for their most recent course of treatment.  
 Figures in *italics* indicate the base number of FP17s or Patient Questionnaire responses are less than 100. N/A is shown where the base number of responses is less than 10 during the period. % is calculated as Quantity/Base number\*100



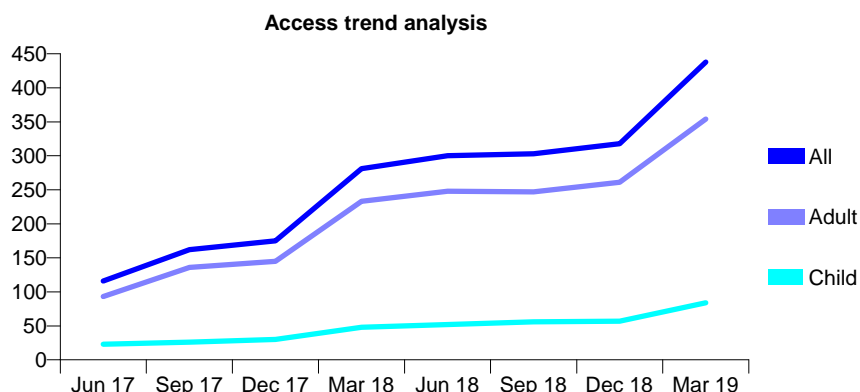
## 7A6 - Vital Signs At a Glance Contract Report for 100360/0000 - Year end March 2019

Name or company name	Blackwood Dental Centre.
Contract type name	PDS Contract
Purpose of contract	General
Contract start date	01/04/2017
Contract end date	31/03/2019

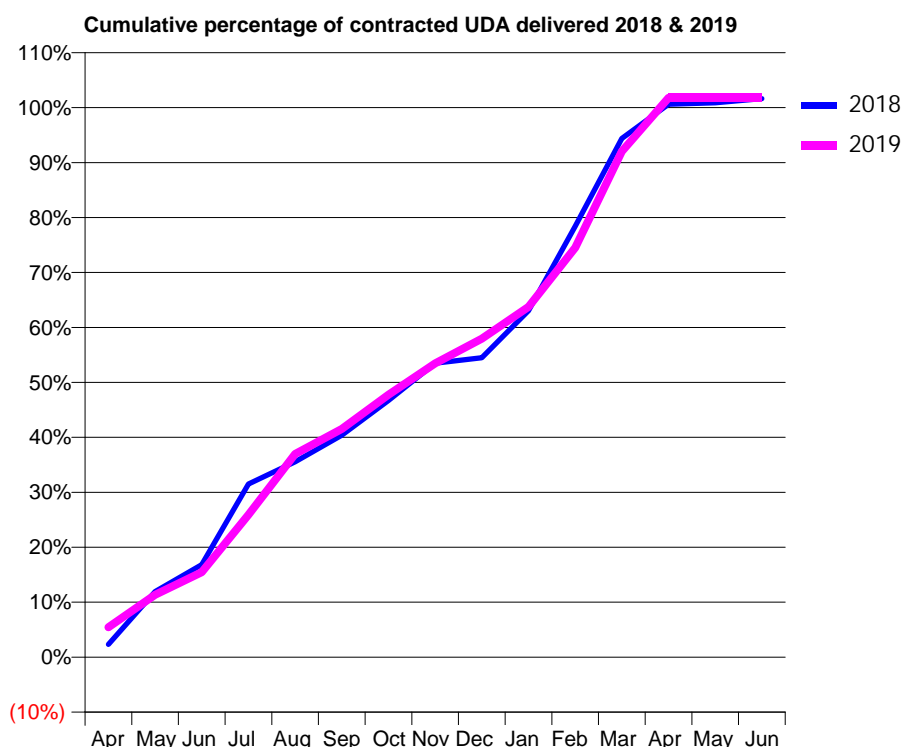
18/19 Contracted general activity (UDA)	1,600
Carry forward general activity (UDA)	-30
18/19 Contracted orthodontic activity (UOA)	0
Carry forward orthodontic activity (UOA)	0
Baseline contract value	£43,367.95

### ACCESS\*

Patients seen in 24 months	Total	Change since previous quarter
Quarter ending March 2018	281	
Quarter ending June 2018	300	↑
Quarter ending September 2018	303	→
Quarter ending December 2018	318	↑
Quarter ending March 2019	438	↑
<b>Variance since March 2018</b>	<b>55.9%</b>	<b>↑</b>



### ACTIVITY



Month	Adjusted Scheduled Activity (UDA)	
	2018	2019
April	37	87
May	191	181
June	269	248
July	504	415
August	569	591
September	646	664
October	747	764
November	856	855
December	872	927
January	1,009	1,020
February	1,255	1,192
March	1,510	1,472
April	1,610	1,628
May	1,614	1,628
June	1,626	1,628

### QUALITY

	Quantity	Base Number	Contract	LHB	Wales
% of FP17s for the same patient ID Re-attending within 3 months - Children	6	92	6.5%	8.4%	10.8%
% of FP17s for the same patient ID Re-attending within 3 months - Adults	51	435	11.7%	14.5%	15.7%
% of FP17s for the same patient ID Re-attending between 3 & 9 months - Children	35	92	38.0%	58.8%	59.7%
% of FP17s for the same patient ID Re-attending between 3 & 9 months - Adults	133	435	30.6%	55.4%	55.5%
% of FP17s for Band 1 Urgent Courses	41	543	7.6%	9.0%	9.0%
% of FP17s Relating to Free Repair or Replacements	1	543	0.2%	0.7%	0.7%
% of FP17s Relating to Continuations	0	543	0.0%	0.6%	0.7%
% of Patients satisfied with the dentistry they have received	0	0	N/A	94.7%	92.4%
% of Patients satisfied with the time they had to wait for an appointment	0	0	N/A	89.2%	87.1%

\* This is based on patients treated on this contract for their most recent course of treatment.  
 Figures in italics indicate the base number of FP17s or Patient Questionnaire responses are less than 100. N/A is shown where the base number of responses is less than 10 during the period. % is calculated as Quantity/Base number\*100

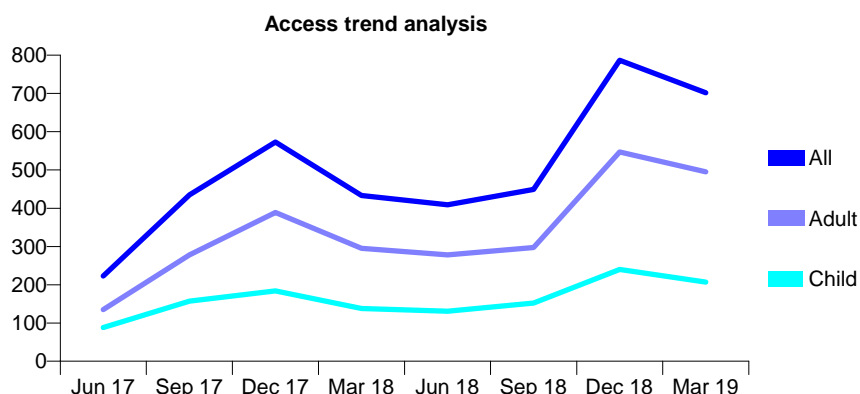
## 7A6 - Vital Signs At a Glance Contract Report for 100361/0000 - Year end March 2019

Name or company name	Ali Jahanfar & Regina Appah
Contract type name	PDS Contract
Purpose of contract	General
Contract start date	01/04/2017
Contract end date	31/03/2019

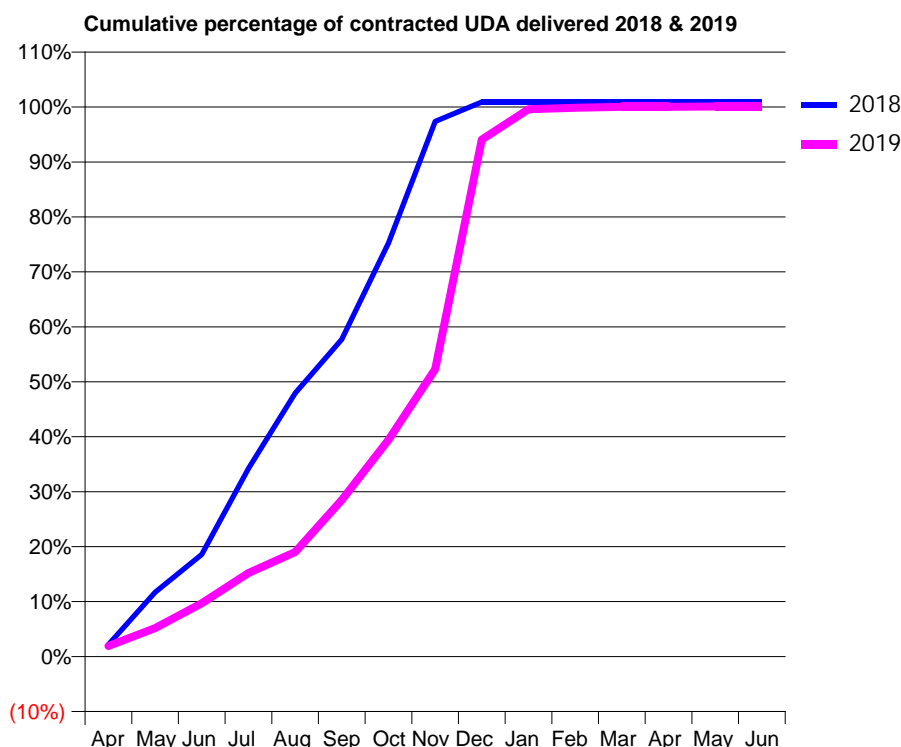
18/19 Contracted general activity (UDA)	1,600
Carry forward general activity (UDA)	-15
18/19 Contracted orthodontic activity (UOA)	0
Carry forward orthodontic activity (UOA)	0
Baseline contract value	£43,367.95

### ACCESS\*

Patients seen in 24 months	Total	Change since previous quarter
Quarter ending March 2018	433	
Quarter ending June 2018	409	↓
Quarter ending September 2018	449	↑
Quarter ending December 2018	787	↑
Quarter ending March 2019	702	↓
<b>Variance since March 2018</b>	<b>62.1%</b>	<b>↑</b>



### ACTIVITY



Adjusted Scheduled Activity (UDA)		
Month	2018	2019
April	35	31
May	187	83
June	297	155
July	548	243
August	767	304
September	923	456
October	1,204	631
November	1,558	837
December	1,615	1,505
January	1,615	1,594
February	1,615	1,598
March	1,615	1,601
April	1,615	1,601
May	1,615	1,602
June	1,615	1,602

### QUALITY

	Quantity	Base Number	Contract	LHB	Wales
% of FP17s for the same patient ID Re-attending within 3 months - Children	1	206	0.5%	8.4%	10.8%
% of FP17s for the same patient ID Re-attending within 3 months - Adults	8	503	1.6%	14.5%	15.7%
% of FP17s for the same patient ID Re-attending between 3 & 9 months - Children	3	206	1.5%	58.8%	59.7%
% of FP17s for the same patient ID Re-attending between 3 & 9 months - Adults	7	503	1.4%	55.4%	55.5%
% of FP17s for Band 1 Urgent Courses	43	710	6.1%	9.0%	9.0%
% of FP17s Relating to Free Repair or Replacements	1	710	0.1%	0.7%	0.7%
% of FP17s Relating to Continuations	0	710	0.0%	0.6%	0.7%
% of Patients satisfied with the dentistry they have received	1	1	N/A	94.7%	92.4%
% of Patients satisfied with the time they had to wait for an appointment	1	1	N/A	89.2%	87.1%

\* This is based on patients treated on this contract for their most recent course of treatment. Figures in italics indicate the base number of FP17s or Patient Questionnaire responses are less than 100. N/A is shown where the base number of responses is less than 10 during the period. % is calculated as Quantity/Base number\*100

## 7A6 - Vital Signs At a Glance Contract Report for 100362/0000 - Year end March 2019

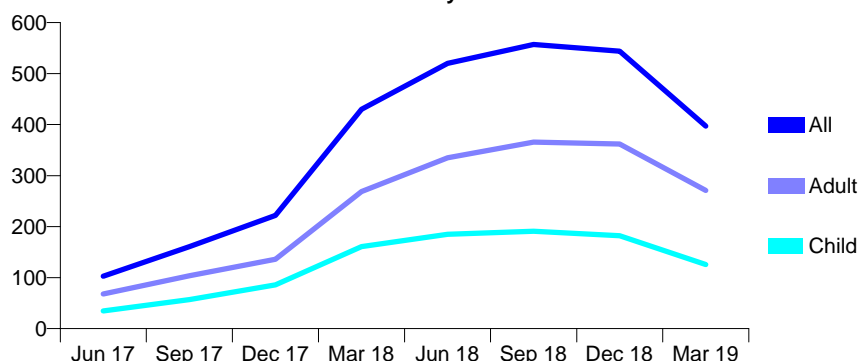
Name or company name	Cwmbran Dental Spa
Contract type name	PDS Contract
Purpose of contract	General
Contract start date	01/04/2017
Contract end date	31/03/2019

18/19 Contracted general activity (UDA)	1,600
Carry forward general activity (UDA)	-2
18/19 Contracted orthodontic activity (UOA)	0
Carry forward orthodontic activity (UOA)	0
Baseline contract value	£43,367.95

### ACCESS\*

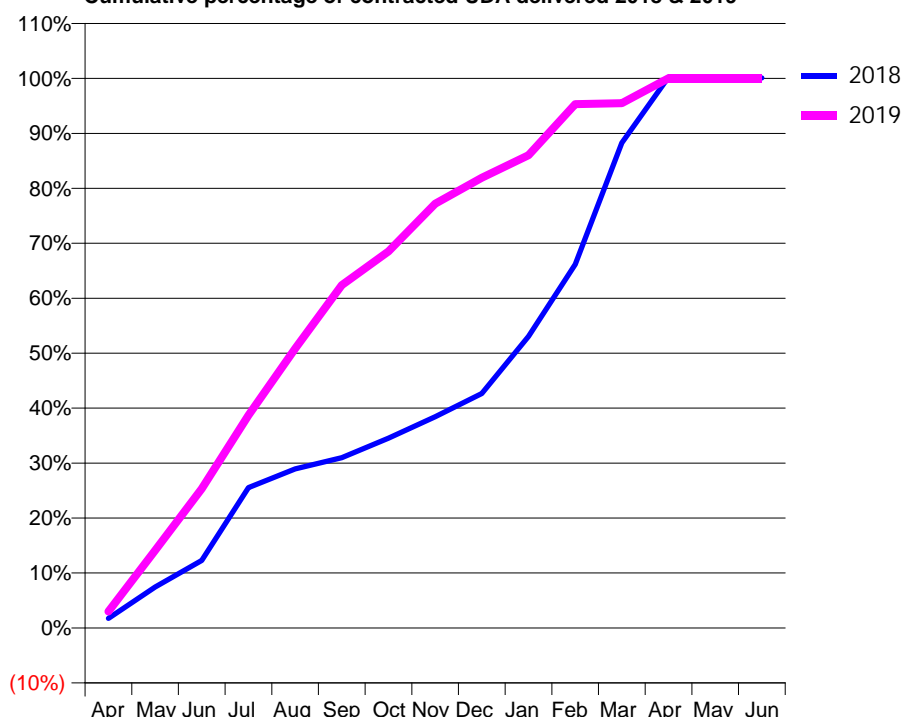
Patients seen in 24 months	Total	Change since previous quarter
Quarter ending March 2018	430	
Quarter ending June 2018	520	↑
Quarter ending September 2018	557	↑
Quarter ending December 2018	544	↓
Quarter ending March 2019	397	↓
<b>Variance since March 2018</b>	<b>(7.7%)</b>	<b>↓</b>

Access trend analysis



### ACTIVITY

Cumulative percentage of contracted UDA delivered 2018 & 2019



Adjusted Scheduled Activity (UDA)		
Month	2018	2019
April	28	48
May	119	226
June	197	405
July	409	619
August	463	814
September	496	998
October	553	1,096
November	615	1,235
December	682	1,311
January	849	1,376
February	1,059	1,525
March	1,412	1,528
April	1,604	1,601
May	1,601	1,601
June	1,602	1,601

### QUALITY

	Quantity	Base Number	Contract	LHB	Wales
% of FP17s for the same patient ID Re-attending within 3 months - Children	12	266	4.5%	8.4%	10.8%
% of FP17s for the same patient ID Re-attending within 3 months - Adults	62	517	12.0%	14.5%	15.7%
% of FP17s for the same patient ID Re-attending between 3 & 9 months - Children	93	266	35.0%	58.8%	59.7%
% of FP17s for the same patient ID Re-attending between 3 & 9 months - Adults	155	517	30.0%	55.4%	55.5%
% of FP17s for Band 1 Urgent Courses	79	744	10.6%	9.0%	9.0%
% of FP17s Relating to Free Repair or Replacements	10	744	1.3%	0.7%	0.7%
% of FP17s Relating to Continuations	3	744	0.4%	0.6%	0.7%
% of Patients satisfied with the dentistry they have received	1	1	N/A	94.7%	92.4%
% of Patients satisfied with the time they had to wait for an appointment	1	1	N/A	89.2%	87.1%

\* This is based on patients treated on this contract for their most recent course of treatment.

Figures in italics indicate the base number of FP17s or Patient Questionnaire responses are less than 100. N/A is shown where the base number of responses is less than 10 during the period. % is calculated as Quantity/Base number\*100

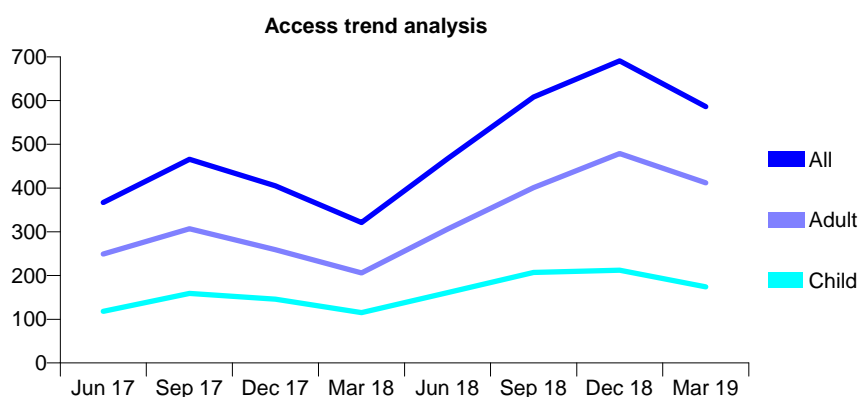
## 7A6 - Vital Signs At a Glance Contract Report for 100363/0000 - Year end March 2019

Name or company name	Grove Surgery Ltd
Contract type name	PDS Contract
Purpose of contract	General
Contract start date	01/04/2017
Contract end date	31/03/2019

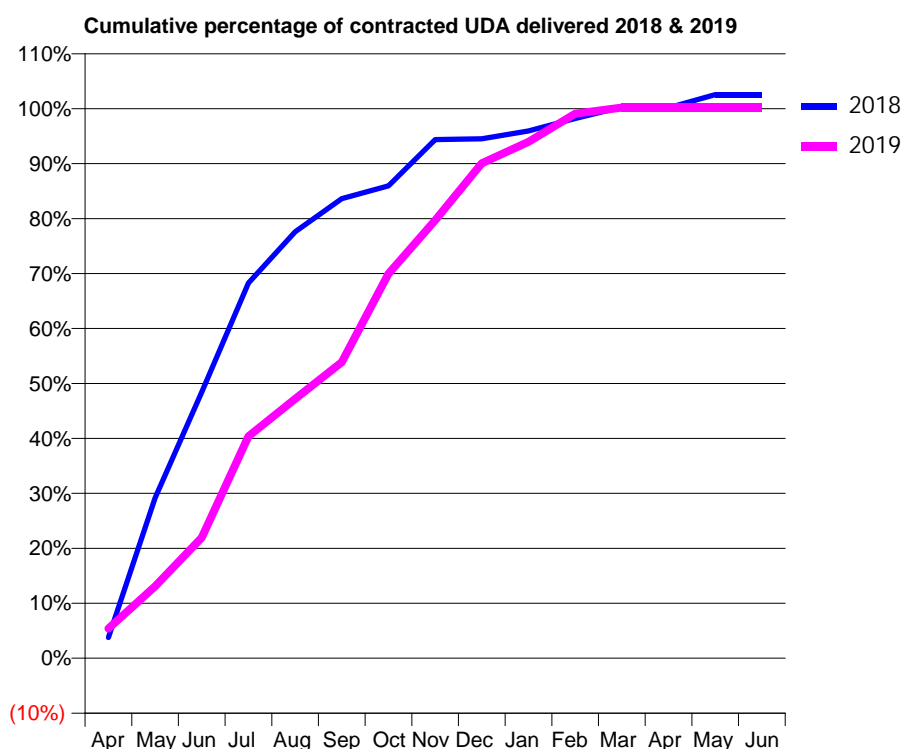
18/19 Contracted general activity (UDA)	1,600
Carry forward general activity (UDA)	-42
18/19 Contracted orthodontic activity (UOA)	0
Carry forward orthodontic activity (UOA)	0
Baseline contract value	£43,367.95

### ACCESS\*

Patients seen in 24 months	Total	Change since previous quarter
Quarter ending March 2018	321	
Quarter ending June 2018	467	↑
Quarter ending September 2018	608	↑
Quarter ending December 2018	691	↑
Quarter ending March 2019	586	↓
<b>Variance since March 2018</b>	<b>82.6%</b>	<b>↑</b>



### ACTIVITY



Adjusted Scheduled Activity (UDA)		
Month	2018	2019
April	60	86
May	467	209
June	775	351
July	1,092	646
August	1,241	755
September	1,338	862
October	1,375	1,119
November	1,510	1,275
December	1,512	1,441
January	1,535	1,503
February	1,572	1,586
March	1,605	1,603
April	1,603	1,603
May	1,641	1,603
June	1,641	1,603

### QUALITY

	Quantity	Base Number	Contract	LHB	Wales
% of FP17s for the same patient ID Re-attending within 3 months - Children	0	216	0.0%	8.4%	10.8%
% of FP17s for the same patient ID Re-attending within 3 months - Adults	10	484	2.1%	14.5%	15.7%
% of FP17s for the same patient ID Re-attending between 3 & 9 months - Children	3	216	1.4%	58.8%	59.7%
% of FP17s for the same patient ID Re-attending between 3 & 9 months - Adults	13	484	2.7%	55.4%	55.5%
% of FP17s for Band 1 Urgent Courses	66	689	9.6%	9.0%	9.0%
% of FP17s Relating to Free Repair or Replacements	1	689	0.1%	0.7%	0.7%
% of FP17s Relating to Continuations	4	689	0.6%	0.6%	0.7%
% of Patients satisfied with the dentistry they have received	1	1	N/A	94.7%	92.4%
% of Patients satisfied with the time they had to wait for an appointment	1	1	N/A	89.2%	87.1%

\* This is based on patients treated on this contract for their most recent course of treatment. Figures in italics indicate the base number of FP17s or Patient Questionnaire responses are less than 100. N/A is shown where the base number of responses is less than 10 during the period. % is calculated as Quantity/Base number\*100

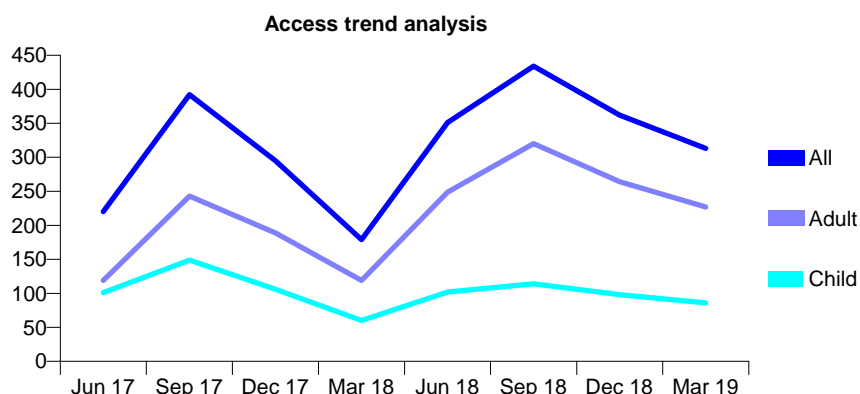
## 7A6 - Vital Signs At a Glance Contract Report for 100364/0000 - Year end March 2019

Name or company name	MR JD COOK
Contract type name	PDS Contract
Purpose of contract	General
Contract start date	01/04/2017
Contract end date	31/03/2019

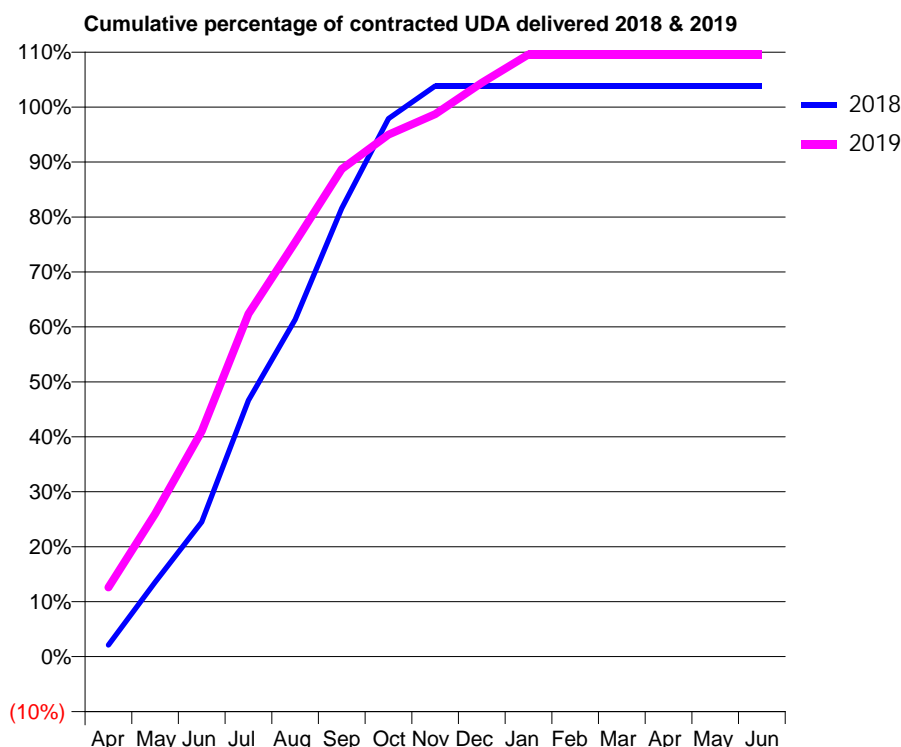
18/19 Contracted general activity (UDA)	1,440
Carry forward general activity (UDA)	-73
18/19 Contracted orthodontic activity (UOA)	0
Carry forward orthodontic activity (UOA)	0
Baseline contract value	£43,367.95

### ACCESS\*

Patients seen in 24 months	Total	Change since previous quarter
Quarter ending March 2018	179	
Quarter ending June 2018	351	↑
Quarter ending September 2018	434	↑
Quarter ending December 2018	362	↓
Quarter ending March 2019	313	↓
<b>Variance since March 2018</b>	<b>74.9%</b>	<b>↑</b>



### ACTIVITY



Month	Adjusted Scheduled Activity (UDA)	
	2018	2019
April	34	182
May	217	375
June	392	591
July	747	898
August	982	1,086
September	1,305	1,277
October	1,566	1,367
November	1,661	1,421
December	1,661	1,504
January	1,661	1,578
February	1,661	1,578
March	1,661	1,578
April	1,661	1,578
May	1,661	1,578
June	1,661	1,578

### QUALITY

	Quantity	Base Number	Contract	LHB	Wales
% of FP17s for the same patient ID Re-attending within 3 months - Children	3	135	2.2%	8.4%	10.8%
% of FP17s for the same patient ID Re-attending within 3 months - Adults	13	375	3.5%	14.5%	15.7%
% of FP17s for the same patient ID Re-attending between 3 & 9 months - Children	4	135	3.0%	58.8%	59.7%
% of FP17s for the same patient ID Re-attending between 3 & 9 months - Adults	17	375	4.5%	55.4%	55.5%
% of FP17s for Band 1 Urgent Courses	55	510	10.8%	9.0%	9.0%
% of FP17s Relating to Free Repair or Replacements	0	510	0.0%	0.7%	0.7%
% of FP17s Relating to Continuations	0	510	0.0%	0.6%	0.7%
% of Patients satisfied with the dentistry they have received	1	1	N/A	94.7%	92.4%
% of Patients satisfied with the time they had to wait for an appointment	1	1	N/A	89.2%	87.1%

\* This is based on patients treated on this contract for their most recent course of treatment.

Figures in *italics* indicate the base number of FP17s or Patient Questionnaire responses are less than 100. N/A is shown where the base number of responses is less than 10 during the period. % is calculated as Quantity/Base number\*100

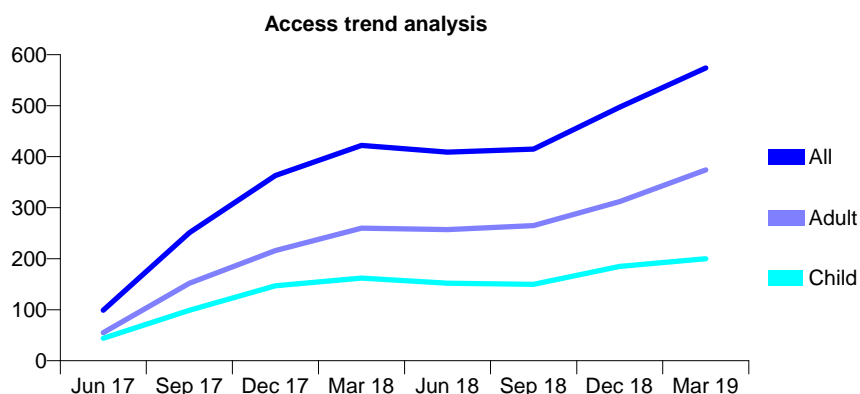
## 7A6 - Vital Signs At a Glance Contract Report for 100366/0000 - Year end March 2019

Name or company name	Newport Dental Care Partnership
Contract type name	PDS Contract
Purpose of contract	General
Contract start date	01/04/2017
Contract end date	31/03/2019

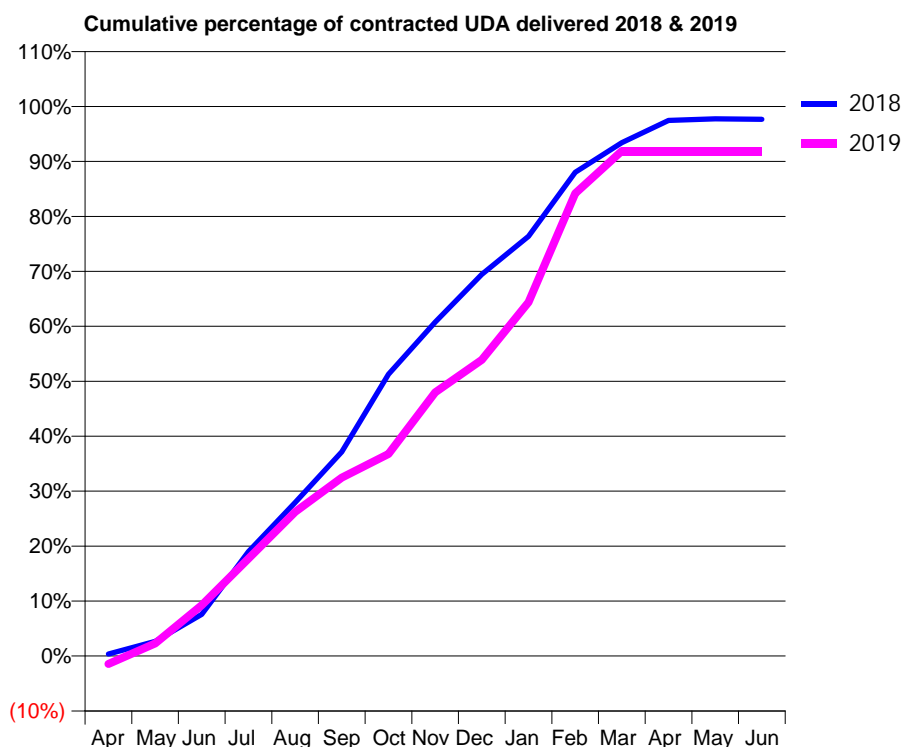
18/19 Contracted general activity (UDA)	1,440
Carry forward general activity (UDA)	36
18/19 Contracted orthodontic activity (UOA)	0
Carry forward orthodontic activity (UOA)	0
Baseline contract value	£43,367.95

### ACCESS\*

Patients seen in 24 months	Total	Change since previous quarter
Quarter ending March 2018	422	
Quarter ending June 2018	409	↓
Quarter ending September 2018	415	→
Quarter ending December 2018	497	↑
Quarter ending March 2019	574	↑
<b>Variance since March 2018</b>	<b>36.0%</b>	<b>↑</b>



### ACTIVITY



Adjusted Scheduled Activity (UDA)		
Month	2018	2019
April	6	-21
May	43	33
June	121	133
July	304	255
August	447	377
September	594	467
October	820	530
November	972	691
December	1,111	776
January	1,222	927
February	1,409	1,212
March	1,495	1,323
April	1,560	1,323
May	1,564	1,323
June	1,563	1,323

### QUALITY

	Quantity	Base Number	Contract	LHB	Wales
% of FP17s for the same patient ID Re-attending within 3 months - Children	0	213	0.0%	8.4%	10.8%
% of FP17s for the same patient ID Re-attending within 3 months - Adults	0	346	0.0%	14.5%	15.7%
% of FP17s for the same patient ID Re-attending between 3 & 9 months - Children	0	213	0.0%	58.8%	59.7%
% of FP17s for the same patient ID Re-attending between 3 & 9 months - Adults	1	346	0.3%	55.4%	55.5%
% of FP17s for Band 1 Urgent Courses	11	541	2.0%	9.0%	9.0%
% of FP17s Relating to Free Repair or Replacements	0	541	0.0%	0.7%	0.7%
% of FP17s Relating to Continuations	0	541	0.0%	0.6%	0.7%
% of Patients satisfied with the dentistry they have received	2	2	N/A	94.7%	92.4%
% of Patients satisfied with the time they had to wait for an appointment	2	2	N/A	89.2%	87.1%

\* This is based on patients treated on this contract for their most recent course of treatment.

Figures in italics indicate the base number of FP17s or Patient Questionnaire responses are less than 100. N/A is shown where the base number of responses is less than 10 during the period. % is calculated as Quantity/Base number\*100

## 7A6 - Vital Signs At a Glance Contract Report for 100379/0000 - Year end March 2019

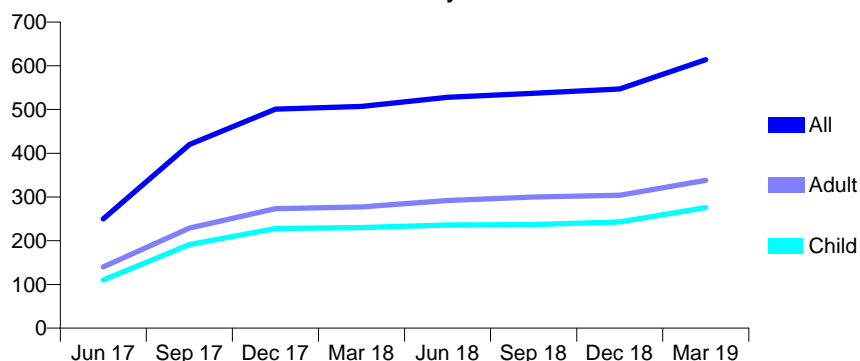
Name or company name	Parklands Dental Practice
Contract type name	GDS Contract
Purpose of contract	General
Contract start date	22/03/2017
Contract end date	

18/19 Contracted general activity (UDA)	1,715
Carry forward general activity (UDA)	17
18/19 Contracted orthodontic activity (UOA)	0
Carry forward orthodontic activity (UOA)	0
Baseline contract value	£75,810.72

### ACCESS\*

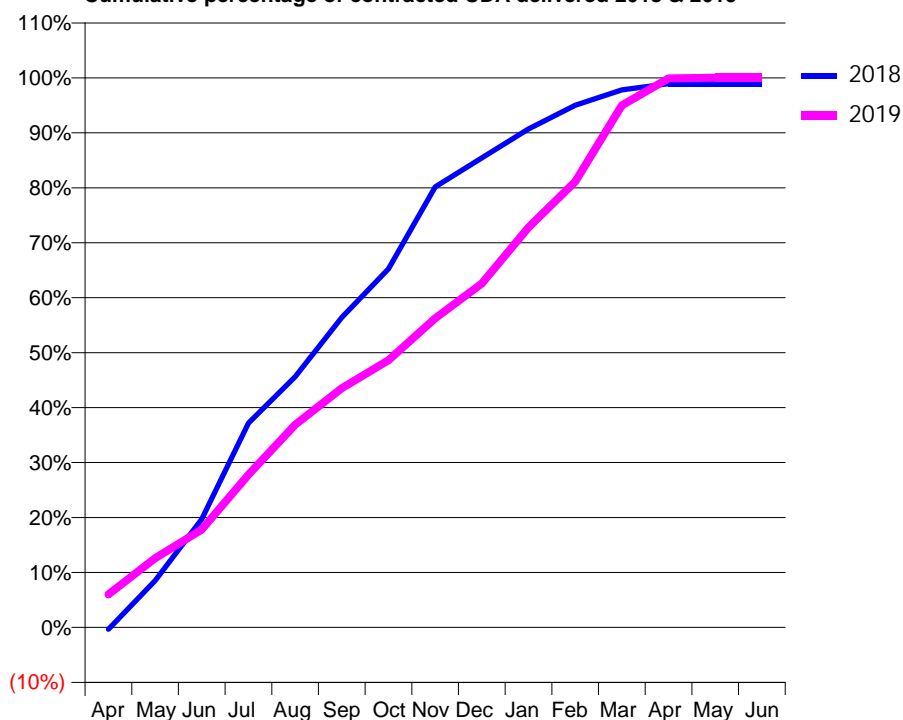
Patients seen in 24 months	Total	Change since previous quarter
Quarter ending March 2018	507	
Quarter ending June 2018	528	↑
Quarter ending September 2018	537	→
Quarter ending December 2018	547	→
Quarter ending March 2019	614	↑
<b>Variance since March 2018</b>	<b>21.1%</b>	<b>↑</b>

### Access trend analysis



### ACTIVITY

#### Cumulative percentage of contracted UDA delivered 2018 & 2019



Adjusted Scheduled Activity (UDA)		
Month	2018	2019
April	-6	103
May	146	216
June	338	305
July	638	477
August	782	632
September	967	747
October	1,119	834
November	1,375	965
December	1,465	1,073
January	1,556	1,248
February	1,630	1,391
March	1,677	1,629
April	1,697	1,713
May	1,697	1,715
June	1,697	1,715

### QUALITY

	Quantity	Base Number	Contract	LHB	Wales
% of FP17s for the same patient ID Re-attending within 3 months - Children	19	432	4.4%	8.4%	10.8%
% of FP17s for the same patient ID Re-attending within 3 months - Adults	36	440	8.2%	14.5%	15.7%
% of FP17s for the same patient ID Re-attending between 3 & 9 months - Children	253	432	58.6%	58.8%	59.7%
% of FP17s for the same patient ID Re-attending between 3 & 9 months - Adults	280	440	63.6%	55.4%	55.5%
% of FP17s for Band 1 Urgent Courses	46	899	5.1%	9.0%	9.0%
% of FP17s Relating to Free Repair or Replacements	3	899	0.3%	0.7%	0.7%
% of FP17s Relating to Continuations	5	899	0.6%	0.6%	0.7%
% of Patients satisfied with the dentistry they have received	0	0	N/A	94.7%	92.4%
% of Patients satisfied with the time they had to wait for an appointment	0	0	N/A	89.2%	87.1%

\* This is based on patients treated on this contract for their most recent course of treatment.

Figures in italics indicate the base number of FP17s or Patient Questionnaire responses are less than 100. N/A is shown where the base number of responses is less than 10 during the period. % is calculated as Quantity/Base number\*100



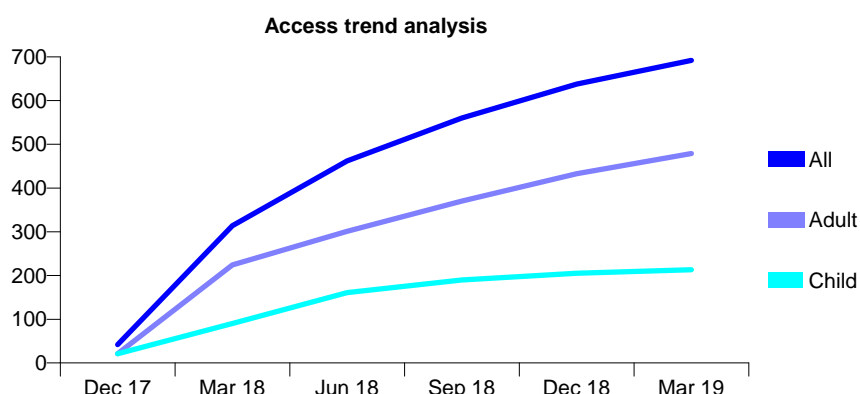
## 7A6 - Vital Signs At a Glance Contract Report for 100502/0000 - Year end March 2019

Name or company name	MR JW REES
Contract type name	GDS Contract
Purpose of contract	General
Contract start date	06/11/2017
Contract end date	

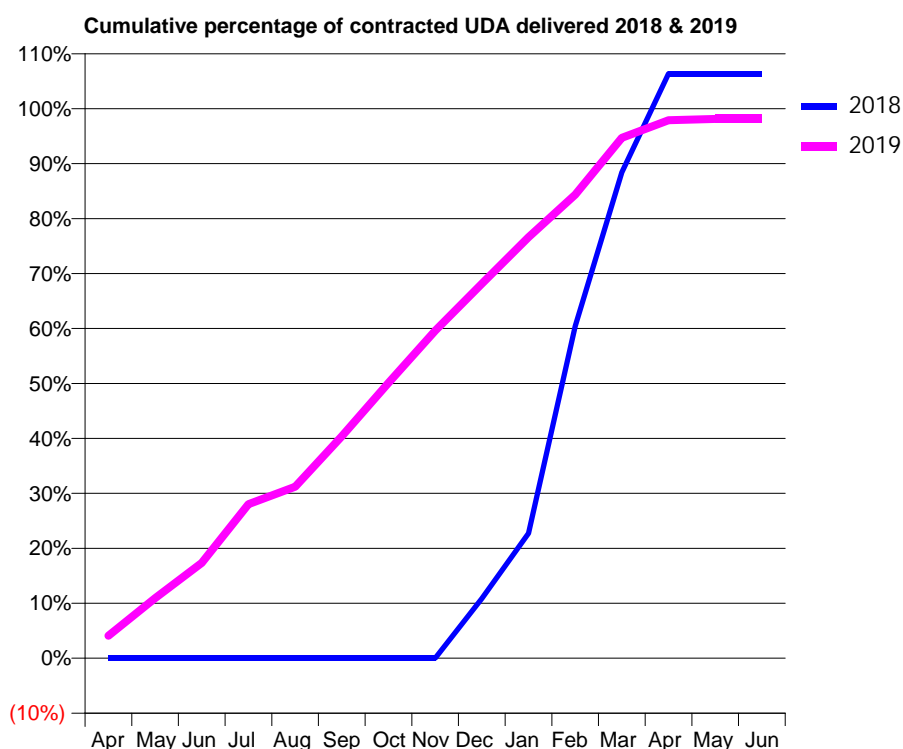
18/19 Contracted general activity (UDA)	1,769
Carry forward general activity (UDA)	27
18/19 Contracted orthodontic activity (UOA)	0
Carry forward orthodontic activity (UOA)	0
Baseline contract value	£45,293.26

### ACCESS\*

Patients seen in 24 months	Total	Change since previous quarter
Quarter ending March 2018	314	
Quarter ending June 2018	462	↑
Quarter ending September 2018	560	↑
Quarter ending December 2018	638	↑
Quarter ending March 2019	692	↑
<b>Variance since March 2018</b>	<b>120.4%</b>	<b>↑</b>



### ACTIVITY



Adjusted Scheduled Activity (UDA)		
Month	2018	2019
April	0	72
May	0	194
June	0	307
July	0	496
August	0	552
September	0	714
October	0	886
November	0	1,055
December	77	1,205
January	162	1,355
February	431	1,492
March	630	1,675
April	758	1,732
May	758	1,736
June	758	1,736

### QUALITY

	Quantity	Base Number	Contract	LHB	Wales
% of FP17s for the same patient ID Re-attending within 3 months - Children	16	331	4.8%	8.4%	10.8%
% of FP17s for the same patient ID Re-attending within 3 months - Adults	69	576	12.0%	14.5%	15.7%
% of FP17s for the same patient ID Re-attending between 3 & 9 months - Children	136	331	41.1%	58.8%	59.7%
% of FP17s for the same patient ID Re-attending between 3 & 9 months - Adults	198	576	34.4%	55.4%	55.5%
% of FP17s for Band 1 Urgent Courses	18	890	2.0%	9.0%	9.0%
% of FP17s Relating to Free Repair or Replacements	0	890	0.0%	0.7%	0.7%
% of FP17s Relating to Continuations	0	890	0.0%	0.6%	0.7%
% of Patients satisfied with the dentistry they have received	4	4	N/A	94.7%	92.4%
% of Patients satisfied with the time they had to wait for an appointment	4	4	N/A	89.2%	87.1%

\* This is based on patients treated on this contract for their most recent course of treatment. Figures in italics indicate the base number of FP17s or Patient Questionnaire responses are less than 100. N/A is shown where the base number of responses is less than 10 during the period. % is calculated as Quantity/Base number\*100

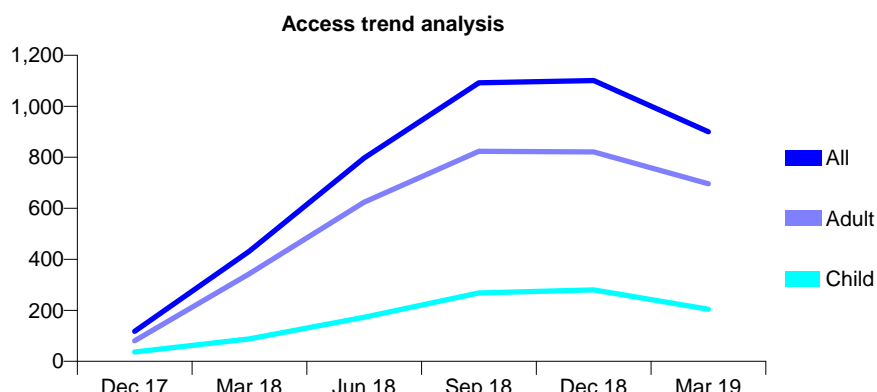
## 7A6 - Vital Signs At a Glance Contract Report for 100530/0000 - Year end March 2019

Name or company name	Ali Jahanfar & Regina Appah
Contract type name	PDS Contract
Purpose of contract	General
Contract start date	01/11/2017
Contract end date	31/03/2019

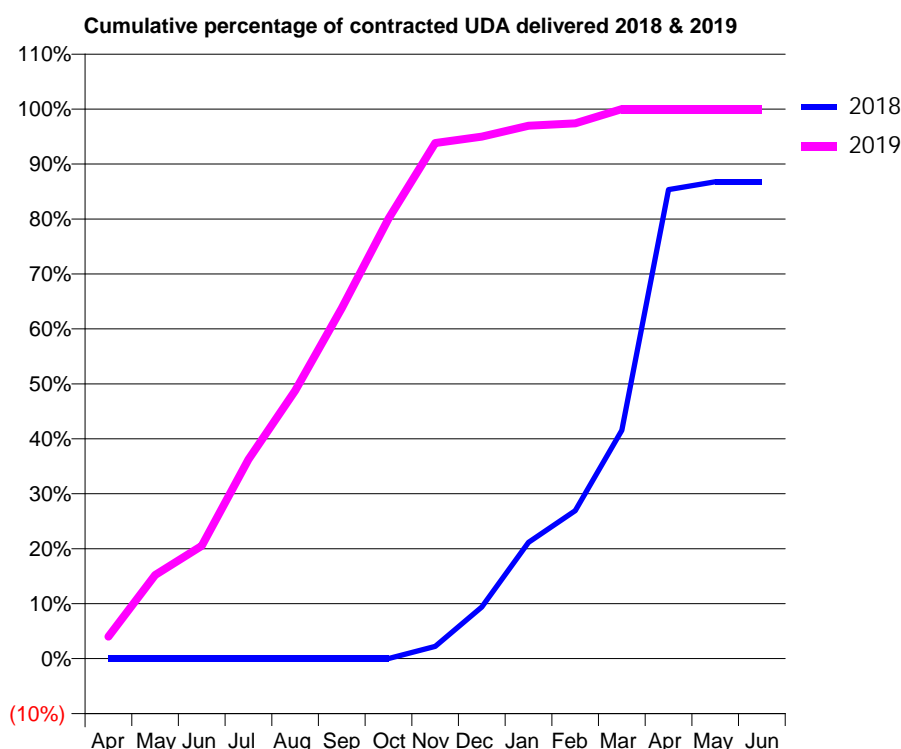
18/19 Contracted general activity (UDA)	2,885
Carry forward general activity (UDA)	72
18/19 Contracted orthodontic activity (UOA)	0
Carry forward orthodontic activity (UOA)	0
Baseline contract value	£77,077.50

### ACCESS\*

Patients seen in 24 months	Total	Change since previous quarter
Quarter ending March 2018	432	
Quarter ending June 2018	797	↑
Quarter ending September 2018	1,092	↑
Quarter ending December 2018	1,101	→
Quarter ending March 2019	900	↓
<b>Variance since March 2018</b>	<b>108.3%</b>	<b>↑</b>



### ACTIVITY



Adjusted Scheduled Activity (UDA)		
Month	2018	2019
April	0	116
May	0	439
June	0	592
July	0	1,046
August	0	1,407
September	0	1,840
October	0	2,309
November	27	2,706
December	113	2,740
January	255	2,798
February	324	2,810
March	500	2,885
April	1,026	2,885
May	1,043	2,885
June	1,043	2,885

### QUALITY

	Quantity	Base Number	Contract	LHB	Wales
% of FP17s for the same patient ID Re-attending within 3 months - Children	15	381	3.9%	8.4%	10.8%
% of FP17s for the same patient ID Re-attending within 3 months - Adults	55	1,278	4.3%	14.5%	15.7%
% of FP17s for the same patient ID Re-attending between 3 & 9 months - Children	51	381	13.4%	58.8%	59.7%
% of FP17s for the same patient ID Re-attending between 3 & 9 months - Adults	127	1,278	9.9%	55.4%	55.5%
% of FP17s for Band 1 Urgent Courses	95	1,364	7.0%	9.0%	9.0%
% of FP17s Relating to Free Repair or Replacements	9	1,364	0.7%	0.7%	0.7%
% of FP17s Relating to Continuations	8	1,364	0.6%	0.6%	0.7%
% of Patients satisfied with the dentistry they have received	0	0	N/A	94.7%	92.4%
% of Patients satisfied with the time they had to wait for an appointment	0	0	N/A	89.2%	87.1%

\* This is based on patients treated on this contract for their most recent course of treatment.  
 Figures in *italics* indicate the base number of FP17s or Patient Questionnaire responses are less than 100. N/A is shown where the base number of responses is less than 10 during the period. % is calculated as Quantity/Base number\*100

## 7A6 - Vital Signs At a Glance Contract Report for 100539/0000 - Year end March 2019

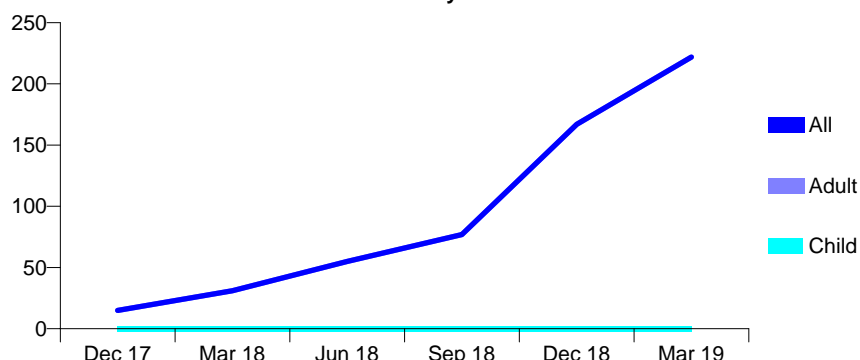
Name or company name	Blackwood Dental Centre.
Contract type name	PDS Contract
Purpose of contract	General
Contract start date	13/11/2017
Contract end date	12/11/2019

18/19 Contracted general activity (UDA)	950
Carry forward general activity (UDA)	0
18/19 Contracted orthodontic activity (UOA)	0
Carry forward orthodontic activity (UOA)	0
Baseline contract value	£48,815.75

### ACCESS\*

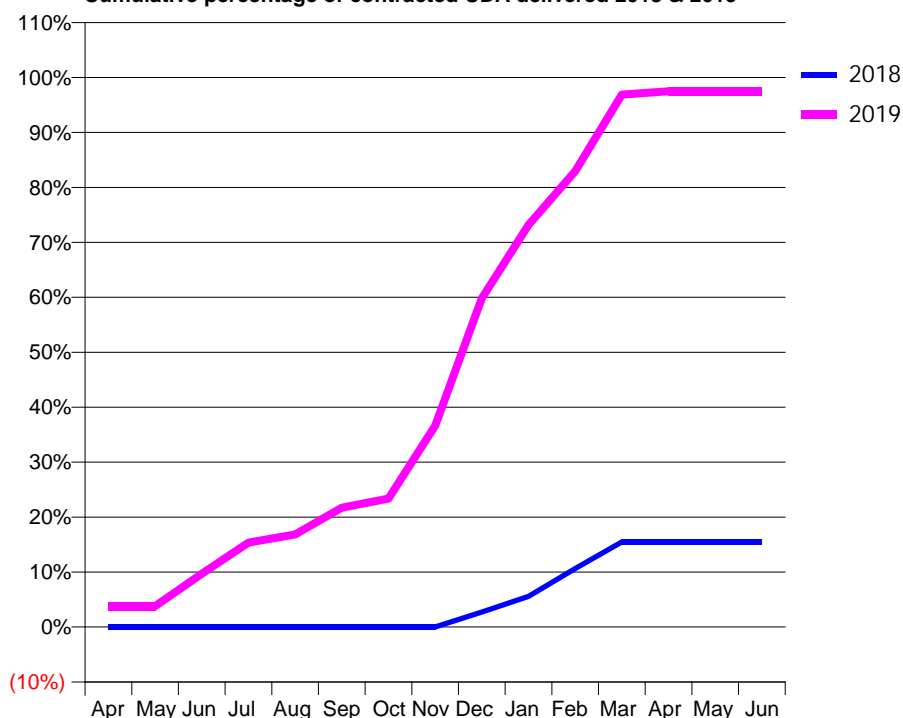
Patients seen in 24 months	Total	Change since previous quarter
Quarter ending March 2018	31	
Quarter ending June 2018	55	↑
Quarter ending September 2018	77	↑
Quarter ending December 2018	167	↑
Quarter ending March 2019	222	↑
<b>Variance since March 2018</b>	<b>616.1%</b>	<b>↑</b>

### Access trend analysis



### ACTIVITY

#### Cumulative percentage of contracted UDA delivered 2018 & 2019



Adjusted Scheduled Activity (UDA)		
Month	2018	2019
April	0	36
May	0	36
June	0	92
July	0	146
August	0	160
September	0	206
October	0	222
November	0	348
December	26	568
January	53	695
February	101	788
March	147	920
April	147	926
May	147	926
June	147	926

### QUALITY

	Quantity	Base Number	Contract	LHB	Wales
% of FP17s for the same patient ID Re-attending within 3 months - Children	0	0	N/A	8.4%	10.8%
% of FP17s for the same patient ID Re-attending within 3 months - Adults	5	240	2.1%	14.5%	15.7%
% of FP17s for the same patient ID Re-attending between 3 & 9 months - Children	0	0	N/A	58.8%	59.7%
% of FP17s for the same patient ID Re-attending between 3 & 9 months - Adults	22	240	9.2%	55.4%	55.5%
% of FP17s for Band 1 Urgent Courses	1	247	0.4%	9.0%	9.0%
% of FP17s Relating to Free Repair or Replacements	0	247	0.0%	0.7%	0.7%
% of FP17s Relating to Continuations	1	247	0.4%	0.6%	0.7%
% of Patients satisfied with the dentistry they have received	0	0	N/A	94.7%	92.4%
% of Patients satisfied with the time they had to wait for an appointment	0	0	N/A	89.2%	87.1%

\* This is based on patients treated on this contract for their most recent course of treatment.

Figures in italics indicate the base number of FP17s or Patient Questionnaire responses are less than 100. N/A is shown where the base number of responses is less than 10 during the period. % is calculated as Quantity/Base number\*100

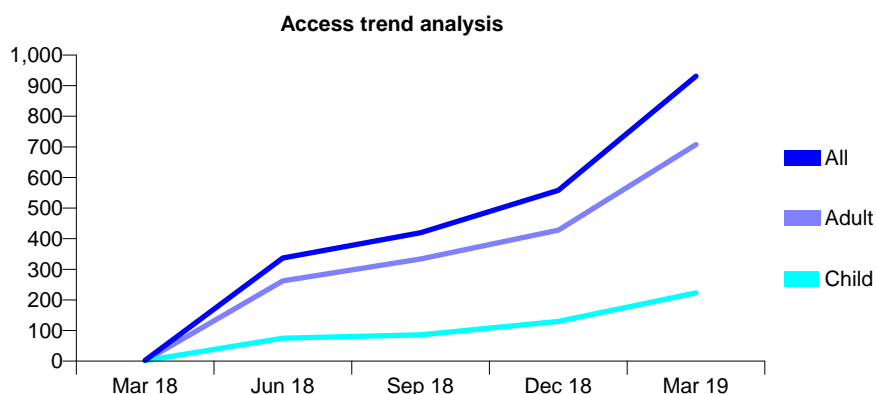
## 7A6 - Vital Signs At a Glance Contract Report for 100575/0000 - Year end March 2019

Name or company name	Gupta & Gupta Limited
Contract type name	PDS Contract
Purpose of contract	General
Contract start date	01/01/2018
Contract end date	31/03/2019

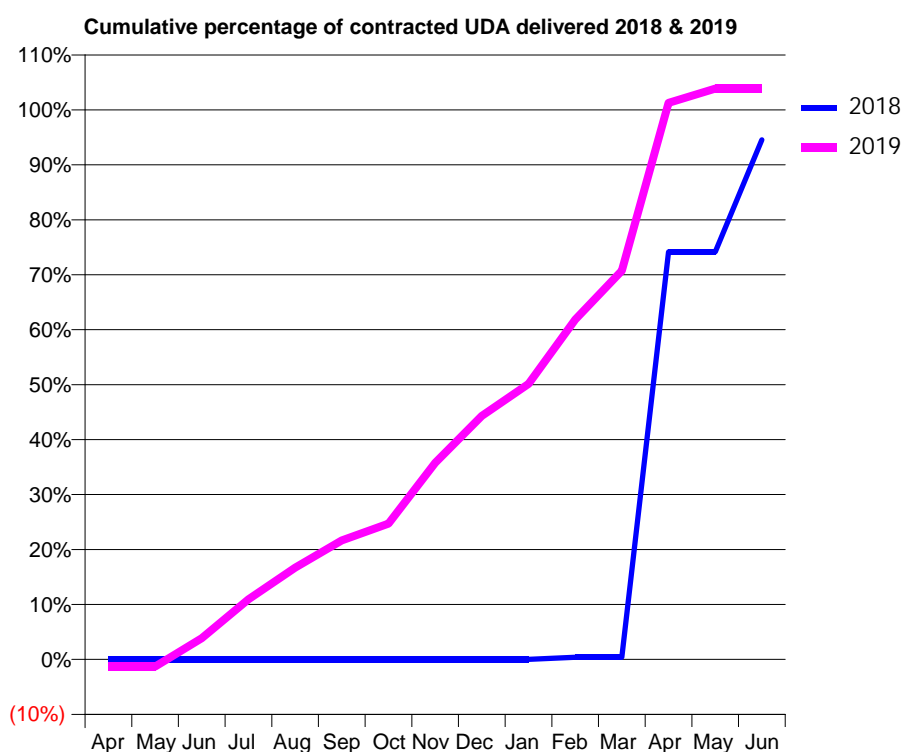
18/19 Contracted general activity (UDA)	3,000
Carry forward general activity (UDA)	40
18/19 Contracted orthodontic activity (UOA)	0
Carry forward orthodontic activity (UOA)	0
Baseline contract value	£80,160.60

### ACCESS\*

Patients seen in 24 months	Total	Change since previous quarter
Quarter ending March 2018	3	
Quarter ending June 2018	337	↑
Quarter ending September 2018	420	↑
Quarter ending December 2018	558	↑
Quarter ending March 2019	931	↑
<b>Variance since March 2018</b>	<b>30933.3%</b>	<b>↑</b>



### ACTIVITY



Adjusted Scheduled Activity (UDA)		
Month	2018	2019
April	0	-40
May	0	-40
June	0	116
July	0	328
August	0	501
September	0	650
October	0	741
November	0	1,073
December	0	1,329
January	0	1,505
February	3	1,855
March	3	2,122
April	556	3,039
May	556	3,117
June	709	3,117

### QUALITY

	Quantity	Base Number	Contract	LHB	Wales
% of FP17s for the same patient ID Re-attending within 3 months - Children	7	271	2.6%	8.4%	10.8%
% of FP17s for the same patient ID Re-attending within 3 months - Adults	60	861	7.0%	14.5%	15.7%
% of FP17s for the same patient ID Re-attending between 3 & 9 months - Children	34	271	12.5%	58.8%	59.7%
% of FP17s for the same patient ID Re-attending between 3 & 9 months - Adults	89	861	10.3%	55.4%	55.5%
% of FP17s for Band 1 Urgent Courses	46	1,237	3.7%	9.0%	9.0%
% of FP17s Relating to Free Repair or Replacements	5	1,237	0.4%	0.7%	0.7%
% of FP17s Relating to Continuations	5	1,237	0.4%	0.6%	0.7%
% of Patients satisfied with the dentistry they have received	0	0	N/A	94.7%	92.4%
% of Patients satisfied with the time they had to wait for an appointment	0	0	N/A	89.2%	87.1%

\* This is based on patients treated on this contract for their most recent course of treatment. Figures in italics indicate the base number of FP17s or Patient Questionnaire responses are less than 100. N/A is shown where the base number of responses is less than 10 during the period. % is calculated as Quantity/Base number\*100

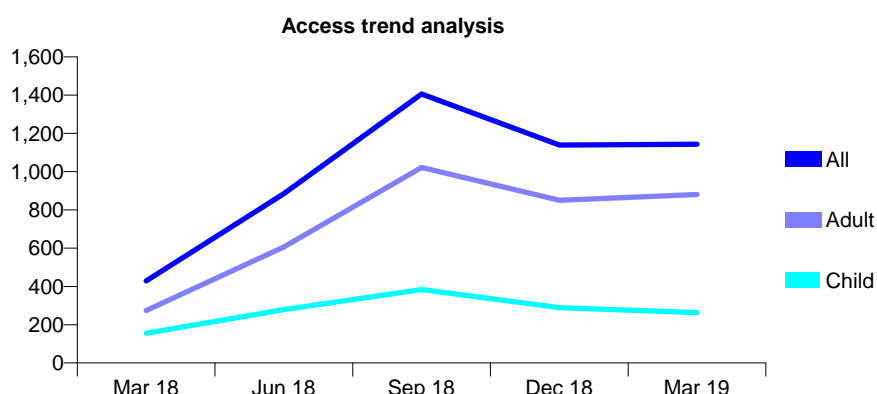
## 7A6 - Vital Signs At a Glance Contract Report for 100576/0000 - Year end March 2019

Name or company name	Restore Dental Group
Contract type name	PDS Contract
Purpose of contract	General
Contract start date	01/01/2018
Contract end date	31/03/2019

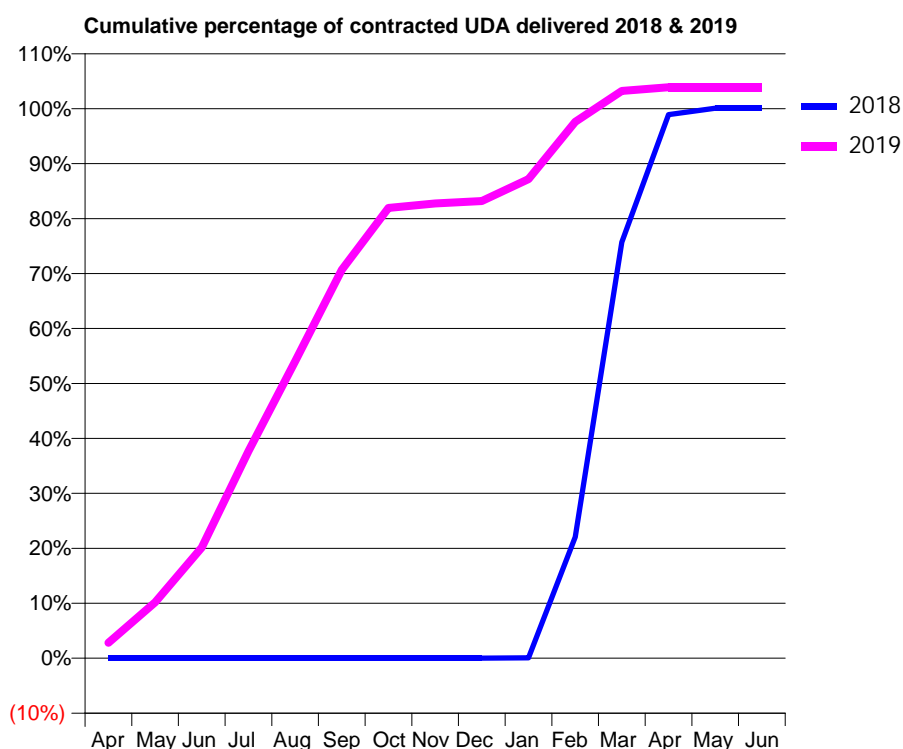
18/19 Contracted general activity (UDA)	4,155
Carry forward general activity (UDA)	-2
18/19 Contracted orthodontic activity (UOA)	0
Carry forward orthodontic activity (UOA)	0
Baseline contract value	£111,022.43

### ACCESS\*

Patients seen in 24 months	Total	Change since previous quarter
Quarter ending March 2018	429	
Quarter ending June 2018	885	↑
Quarter ending September 2018	1,406	↑
Quarter ending December 2018	1,139	↓
Quarter ending March 2019	1,143	→
<b>Variance since March 2018</b>	<b>166.4%</b>	<b>↑</b>



### ACTIVITY



Adjusted Scheduled Activity (UDA)		
Month	2018	2019
April	0	116
May	0	423
June	0	836
July	0	1,566
August	0	2,245
September	0	2,937
October	0	3,405
November	0	3,439
December	0	3,457
January	1	3,622
February	229	4,056
March	787	4,288
April	1,028	4,317
May	1,040	4,317
June	1,040	4,317

### QUALITY

	Quantity	Base Number	Contract	LHB	Wales
% of FP17s for the same patient ID Re-attending within 3 months - Children	14	482	2.9%	8.4%	10.8%
% of FP17s for the same patient ID Re-attending within 3 months - Adults	46	1,640	2.8%	14.5%	15.7%
% of FP17s for the same patient ID Re-attending between 3 & 9 months - Children	65	482	13.5%	58.8%	59.7%
% of FP17s for the same patient ID Re-attending between 3 & 9 months - Adults	164	1,640	10.0%	55.4%	55.5%
% of FP17s for Band 1 Urgent Courses	233	2,062	11.3%	9.0%	9.0%
% of FP17s Relating to Free Repair or Replacements	2	2,062	0.1%	0.7%	0.7%
% of FP17s Relating to Continuations	3	2,062	0.1%	0.6%	0.7%
% of Patients satisfied with the dentistry they have received	2	2	N/A	94.7%	92.4%
% of Patients satisfied with the time they had to wait for an appointment	2	2	N/A	89.2%	87.1%

\* This is based on patients treated on this contract for their most recent course of treatment. Figures in italics indicate the base number of FP17s or Patient Questionnaire responses are less than 100. N/A is shown where the base number of responses is less than 10 during the period. % is calculated as Quantity/Base number\*100

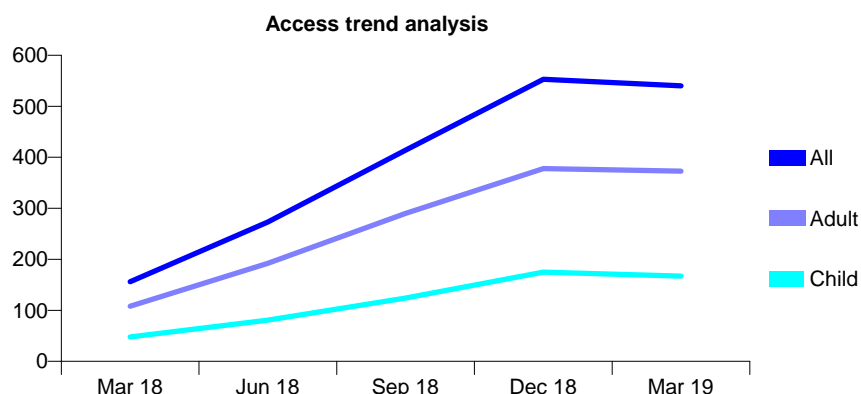
## 7A6 - Vital Signs At a Glance Contract Report for 100577/0000 - Year end March 2019

Name or company name	Risca Dental Practice Limited
Contract type name	PDS Contract
Purpose of contract	General
Contract start date	01/01/2018
Contract end date	31/03/2019

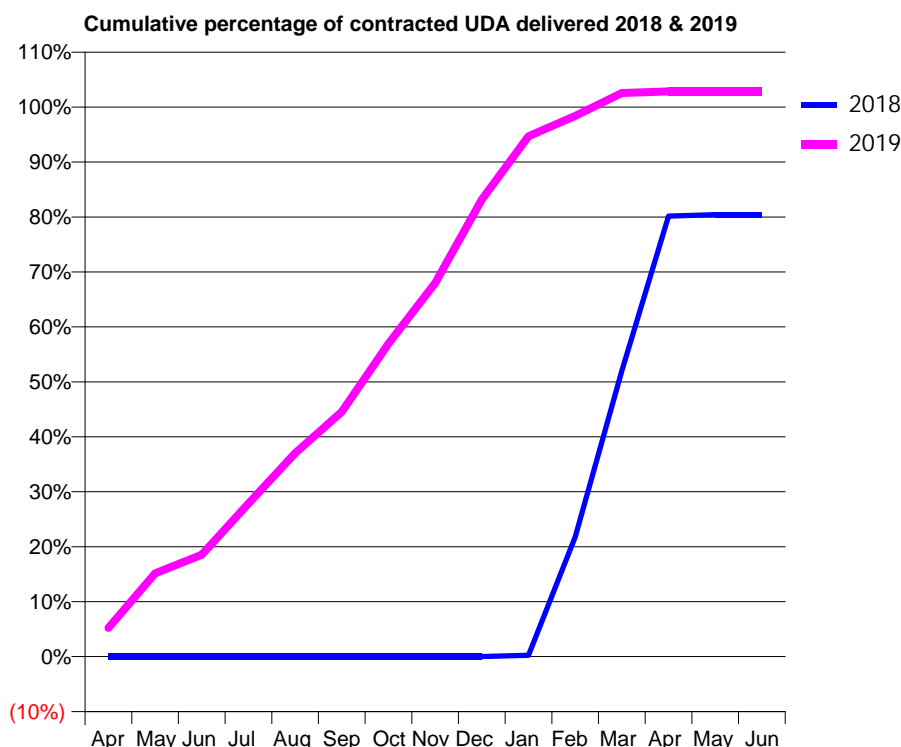
18/19 Contracted general activity (UDA)	1,500
Carry forward general activity (UDA)	23
18/19 Contracted orthodontic activity (UOA)	0
Carry forward orthodontic activity (UOA)	0
Baseline contract value	£40,080.30

### ACCESS\*

Patients seen in 24 months	Total	Change since previous quarter
Quarter ending March 2018	156	
Quarter ending June 2018	273	↑
Quarter ending September 2018	414	↑
Quarter ending December 2018	553	↑
Quarter ending March 2019	540	↓
<b>Variance since March 2018</b>	<b>246.2%</b>	<b>↑</b>



### ACTIVITY



Adjusted Scheduled Activity (UDA)		
Month	2018	2019
April	0	79
May	0	227
June	0	278
July	0	418
August	0	556
September	0	668
October	0	854
November	0	1,020
December	0	1,247
January	1	1,421
February	82	1,476
March	195	1,538
April	301	1,542
May	302	1,542
June	302	1,542

### QUALITY

	Quantity	Base Number	Contract	LHB	Wales
% of FP17s for the same patient ID Re-attending within 3 months - Children	11	242	4.5%	8.4%	10.8%
% of FP17s for the same patient ID Re-attending within 3 months - Adults	43	521	8.3%	14.5%	15.7%
% of FP17s for the same patient ID Re-attending between 3 & 9 months - Children	41	242	16.9%	58.8%	59.7%
% of FP17s for the same patient ID Re-attending between 3 & 9 months - Adults	75	521	14.4%	55.4%	55.5%
% of FP17s for Band 1 Urgent Courses	77	715	10.8%	9.0%	9.0%
% of FP17s Relating to Free Repair or Replacements	1	715	0.1%	0.7%	0.7%
% of FP17s Relating to Continuations	5	715	0.7%	0.6%	0.7%
% of Patients satisfied with the dentistry they have received	2	2	N/A	94.7%	92.4%
% of Patients satisfied with the time they had to wait for an appointment	2	2	N/A	89.2%	87.1%

\* This is based on patients treated on this contract for their most recent course of treatment.

Figures in *italics* indicate the base number of FP17s or Patient Questionnaire responses are less than 100. N/A is shown where the base number of responses is less than 10 during the period. % is calculated as Quantity/Base number\*100

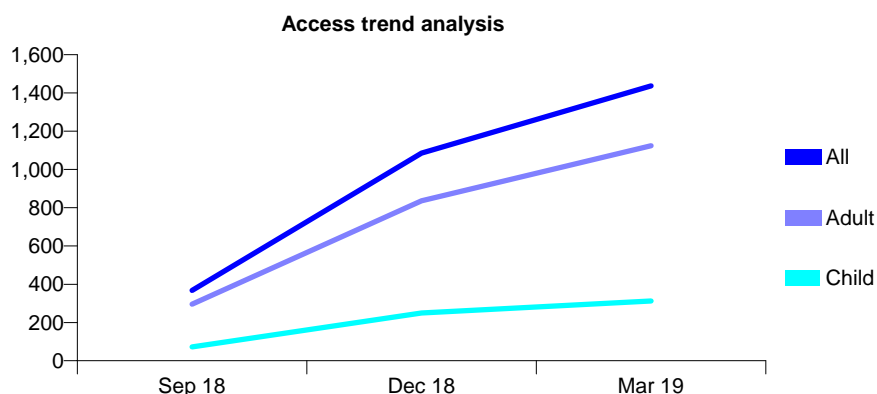
## 7A6 - Vital Signs At a Glance Contract Report for 100791/0000 - Year end March 2019

Name or company name	MR RE COLLINS
Contract type name	GDS Contract
Purpose of contract	General
Contract start date	21/05/2018
Contract end date	

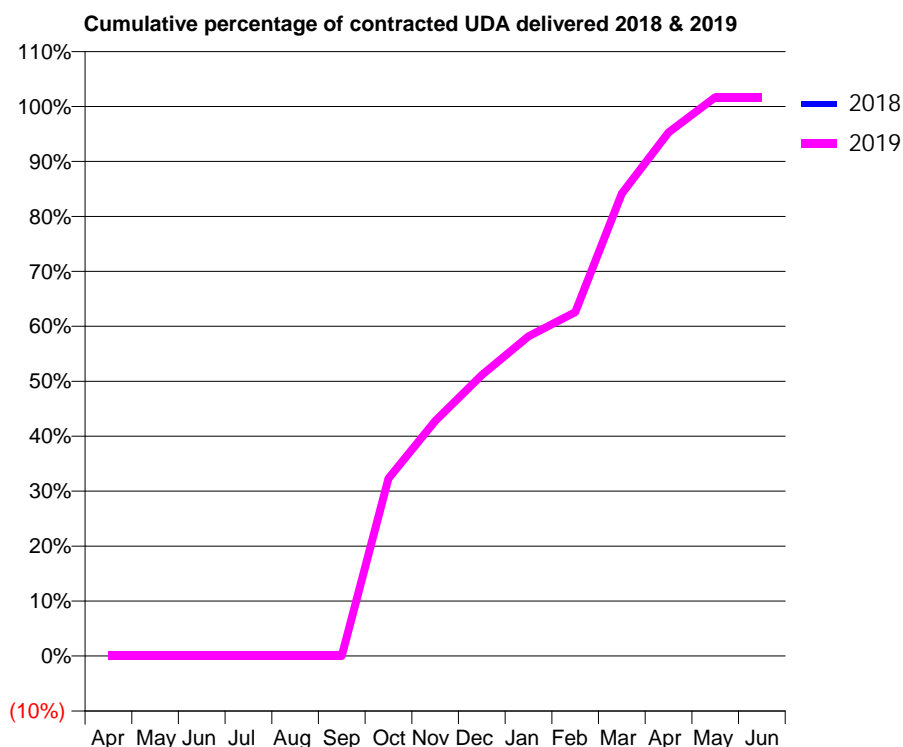
18/19 Contracted general activity (UDA)	5,884
Carry forward general activity (UDA)	0
18/19 Contracted orthodontic activity (UOA)	0
Carry forward orthodontic activity (UOA)	0
Baseline contract value	£150,849.65

### ACCESS\*

Patients seen in 24 months	Total	Change since previous quarter
Quarter ending March 2018	0	
Quarter ending June 2018	0	
Quarter ending September 2018	368	↑
Quarter ending December 2018	1,086	↑
Quarter ending March 2019	1,437	↑
Variance since March 2018	N/A	



### ACTIVITY



Adjusted Scheduled Activity (UDA)		
Month	2018	2019
April	0	0
May	0	0
June	0	0
July	0	0
August	0	0
September	0	0
October	0	1,901
November	0	2,517
December	0	3,008
January	0	3,424
February	0	3,682
March	0	4,951
April	0	5,605
May	0	5,983
June	0	5,983

### QUALITY

	Quantity	Base Number	Contract	LHB	Wales
% of FP17s for the same patient ID Re-attending within 3 months - Children	9	353	2.5%	8.4%	10.8%
% of FP17s for the same patient ID Re-attending within 3 months - Adults	34	1,275	2.7%	14.5%	15.7%
% of FP17s for the same patient ID Re-attending between 3 & 9 months - Children	20	353	5.7%	58.8%	59.7%
% of FP17s for the same patient ID Re-attending between 3 & 9 months - Adults	119	1,275	9.3%	55.4%	55.5%
% of FP17s for Band 1 Urgent Courses	0	1,915	0.0%	9.0%	9.0%
% of FP17s Relating to Free Repair or Replacements	4	1,915	0.2%	0.7%	0.7%
% of FP17s Relating to Continuations	0	1,915	0.0%	0.6%	0.7%
% of Patients satisfied with the dentistry they have received	2	2	N/A	94.7%	92.4%
% of Patients satisfied with the time they had to wait for an appointment	2	2	N/A	89.2%	87.1%

\* This is based on patients treated on this contract for their most recent course of treatment.

Figures in italics indicate the base number of FP17s or Patient Questionnaire responses are less than 100. N/A is shown where the base number of responses is less than 10 during the period. % is calculated as Quantity/Base number\*100



## 7A6 - Vital Signs At a Glance Contract Report for 100966/0000 - Year end March 2019


Name or company name	MR PL DAVIES
Contract type name	GDS Contract
Purpose of contract	General
Contract start date	20/03/2019
Contract end date	

18/19 Contracted general activity (UDA)	145
Carry forward general activity (UDA)	0
18/19 Contracted orthodontic activity (UOA)	0
Carry forward orthodontic activity (UOA)	0
Baseline contract value	£3,981.09

### ACCESS\*

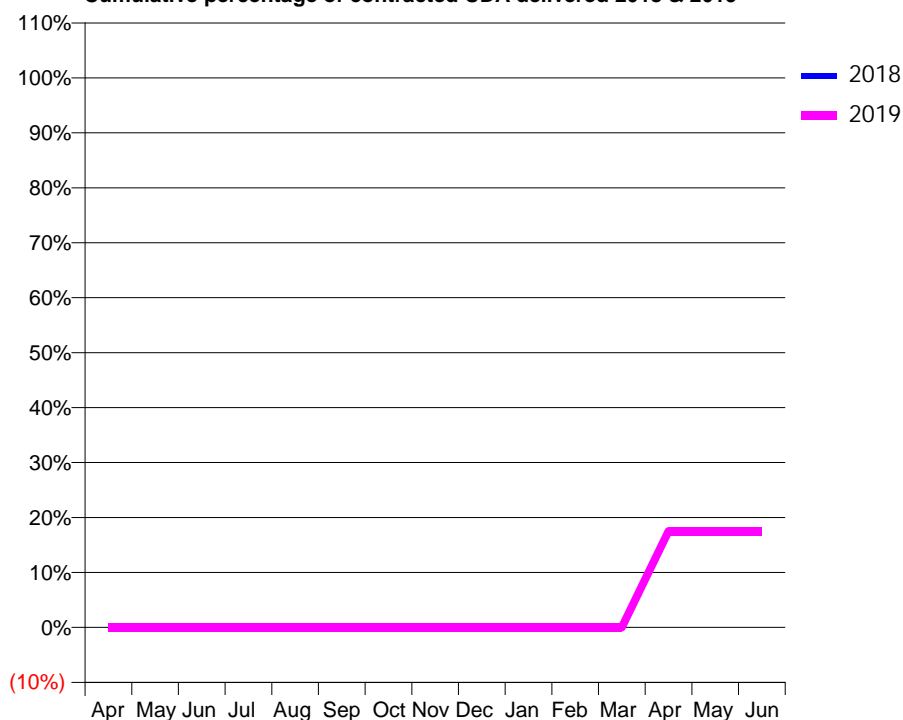
Patients seen in 24 months	Total	Change since previous quarter
Quarter ending March 2018	0	
Quarter ending June 2018	0	
Quarter ending September 2018	0	
Quarter ending December 2018	0	
Quarter ending March 2019	20	
Variance since March 2018	N/A	

### Access trend analysis



### ACTIVITY

#### Cumulative percentage of contracted UDA delivered 2018 & 2019



Adjusted Scheduled Activity (UDA)		
Month	2018	2019
April	0	0
May	0	0
June	0	0
July	0	0
August	0	0
September	0	0
October	0	0
November	0	0
December	0	0
January	0	0
February	0	0
March	0	0
April	0	25
May	0	25
June	0	25

### QUALITY

	Quantity	Base Number	Contract	LHB	Wales
% of FP17s for the same patient ID Re-attending within 3 months - Children	0	0	N/A	8.4%	10.8%
% of FP17s for the same patient ID Re-attending within 3 months - Adults	0	0	N/A	14.5%	15.7%
% of FP17s for the same patient ID Re-attending between 3 & 9 months - Children	0	0	N/A	58.8%	59.7%
% of FP17s for the same patient ID Re-attending between 3 & 9 months - Adults	0	0	N/A	55.4%	55.5%
% of FP17s for Band 1 Urgent Courses	2	23	8.7%	9.0%	9.0%
% of FP17s Relating to Free Repair or Replacements	0	23	0.0%	0.7%	0.7%
% of FP17s Relating to Continuations	0	23	0.0%	0.6%	0.7%
% of Patients satisfied with the dentistry they have received	0	0	N/A	94.7%	92.4%
% of Patients satisfied with the time they had to wait for an appointment	0	0	N/A	89.2%	87.1%

\* This is based on patients treated on this contract for their most recent course of treatment. Figures in italics indicate the base number of FP17s or Patient Questionnaire responses are less than 100. N/A is shown where the base number of responses is less than 10 during the period. % is calculated as Quantity/Base number\*100

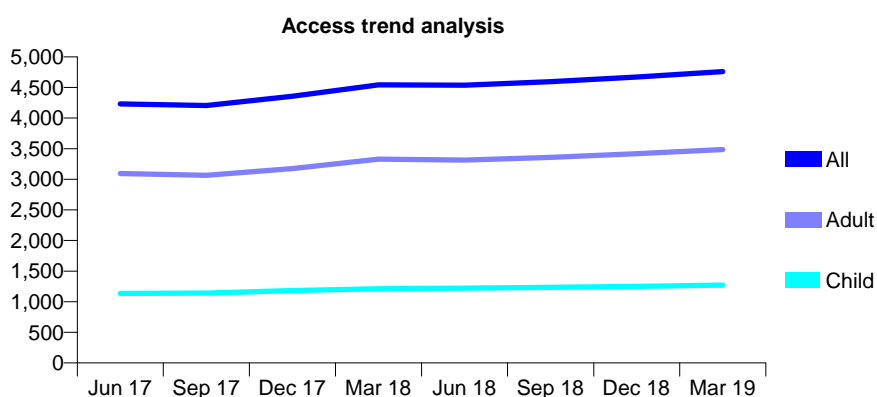
## 7A6 - Vital Signs At a Glance Contract Report for 101281/0135 - Year end March 2019

Name or company name	OASIS DENTAL CARE LTD
Contract type name	GDS Contract
Purpose of contract	General
Contract start date	01/04/2006
Contract end date	

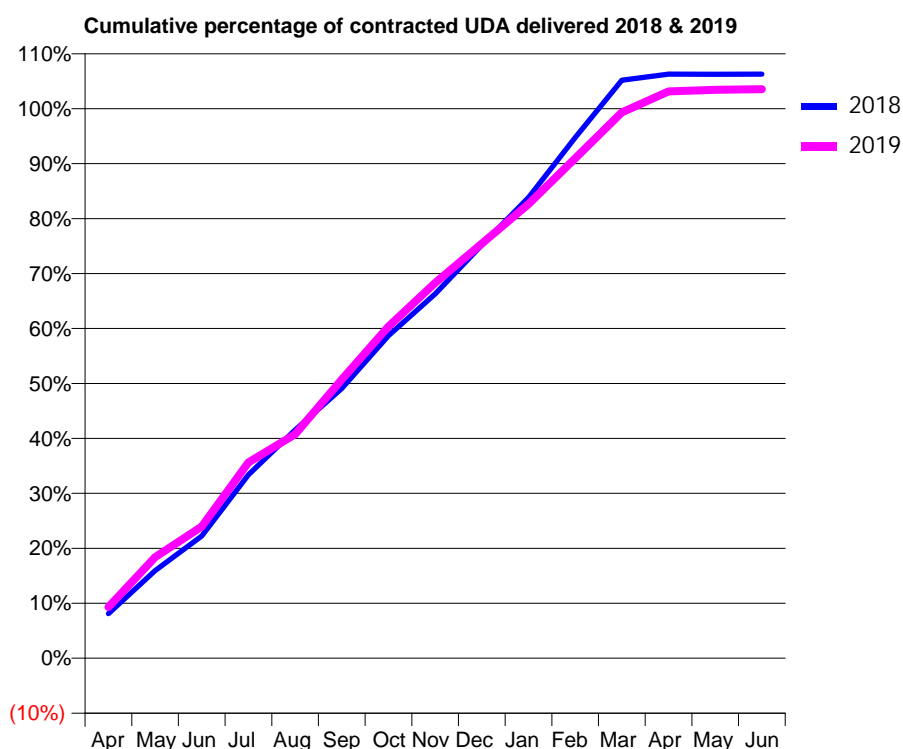
18/19 Contracted general activity (UDA)	16,432
Carry forward general activity (UDA)	-822
18/19 Contracted orthodontic activity (UOA)	0
Carry forward orthodontic activity (UOA)	0
Baseline contract value	£418,923.42

### ACCESS\*

Patients seen in 24 months	Total	Change since previous quarter
Quarter ending March 2018	4,541	
Quarter ending June 2018	4,536	→
Quarter ending September 2018	4,595	→
Quarter ending December 2018	4,671	→
Quarter ending March 2019	4,760	→
<b>Variance since March 2018</b>	<b>4.8%</b>	<b>↑</b>



### ACTIVITY



Adjusted Scheduled Activity (UDA)		
Month	2018	2019
April	1,334	1,528
May	2,623	3,024
June	3,653	3,939
July	5,485	5,857
August	6,830	6,696
September	8,064	8,332
October	9,642	9,920
November	10,894	11,223
December	12,353	12,394
January	13,773	13,578
February	15,570	14,946
March	17,278	16,318
April	17,464	16,947
May	17,461	16,994
June	17,464	17,013

### QUALITY

	Quantity	Base Number	Contract	LHB	Wales
% of FP17s for the same patient ID Re-attending within 3 months - Children	166	2,020	8.2%	8.4%	10.8%
% of FP17s for the same patient ID Re-attending within 3 months - Adults	799	5,340	15.0%	14.5%	15.7%
% of FP17s for the same patient ID Re-attending between 3 & 9 months - Children	1,241	2,020	61.4%	58.8%	59.7%
% of FP17s for the same patient ID Re-attending between 3 & 9 months - Adults	3,254	5,340	60.9%	55.4%	55.5%
% of FP17s for Band 1 Urgent Courses	681	7,592	9.0%	9.0%	9.0%
% of FP17s Relating to Free Repair or Replacements	124	7,592	1.6%	0.7%	0.7%
% of FP17s Relating to Continuations	71	7,592	0.9%	0.6%	0.7%
% of Patients satisfied with the dentistry they have received	8	8	N/A	94.7%	92.4%
% of Patients satisfied with the time they had to wait for an appointment	8	8	N/A	89.2%	87.1%

\* This is based on patients treated on this contract for their most recent course of treatment.

Figures in italics indicate the base number of FP17s or Patient Questionnaire responses are less than 100. N/A is shown where the base number of responses is less than 10 during the period. % is calculated as Quantity/Base number\*100

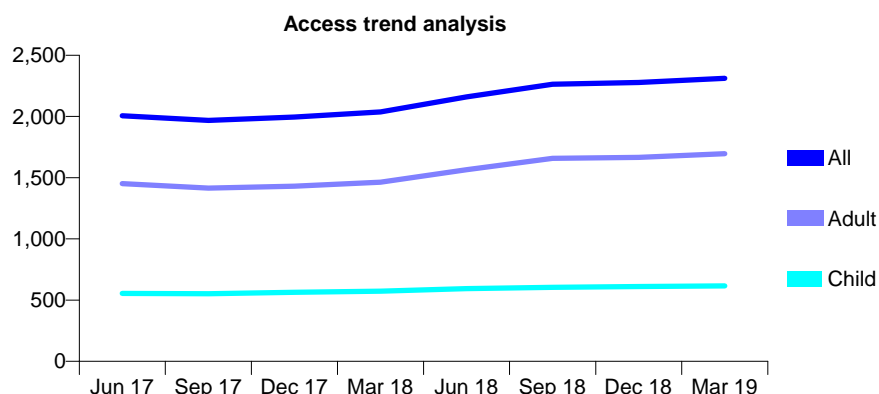
## 7A6 - Vital Signs At a Glance Contract Report for 101281/0136 - Year end March 2019

Name or company name	OASIS DENTAL CARE LTD
Contract type name	GDS Contract
Purpose of contract	General
Contract start date	01/04/2006
Contract end date	

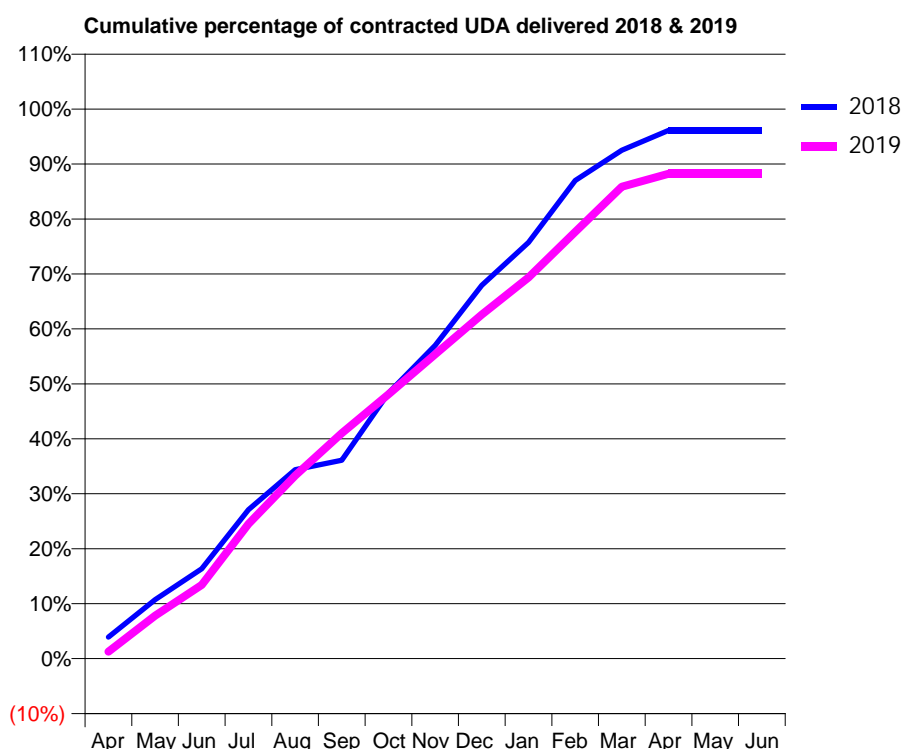
18/19 Contracted general activity (UDA)	6,487
Carry forward general activity (UDA)	253
18/19 Contracted orthodontic activity (UOA)	0
Carry forward orthodontic activity (UOA)	0
Baseline contract value	£168,078.60

### ACCESS\*

Patients seen in 24 months	Total	Change since previous quarter
Quarter ending March 2018	2,038	
Quarter ending June 2018	2,160	↑
Quarter ending September 2018	2,263	↑
Quarter ending December 2018	2,278	→
Quarter ending March 2019	2,312	→
<b>Variance since March 2018</b>	<b>13.4%</b>	<b>↑</b>



### ACTIVITY



Adjusted Scheduled Activity (UDA)		
Month	2018	2019
April	255	83
May	697	507
June	1,061	870
July	1,758	1,590
August	2,230	2,160
September	2,341	2,661
October	3,135	3,121
November	3,698	3,591
December	4,407	4,061
January	4,912	4,500
February	5,644	5,037
March	6,001	5,571
April	6,234	5,723
May	6,234	5,723
June	6,234	5,723

### QUALITY

	Quantity	Base Number	Contract	LHB	Wales
% of FP17s for the same patient ID Re-attending within 3 months - Children	44	1,019	4.3%	8.4%	10.8%
% of FP17s for the same patient ID Re-attending within 3 months - Adults	310	2,767	11.2%	14.5%	15.7%
% of FP17s for the same patient ID Re-attending between 3 & 9 months - Children	686	1,019	67.3%	58.8%	59.7%
% of FP17s for the same patient ID Re-attending between 3 & 9 months - Adults	1,695	2,767	61.3%	55.4%	55.5%
% of FP17s for Band 1 Urgent Courses	328	3,751	8.7%	9.0%	9.0%
% of FP17s Relating to Free Repair or Replacements	11	3,751	0.3%	0.7%	0.7%
% of FP17s Relating to Continuations	5	3,751	0.1%	0.6%	0.7%
% of Patients satisfied with the dentistry they have received	5	5	N/A	94.7%	92.4%
% of Patients satisfied with the time they had to wait for an appointment	5	5	N/A	89.2%	87.1%

\* This is based on patients treated on this contract for their most recent course of treatment.  
 Figures in *italics* indicate the base number of FP17s or Patient Questionnaire responses are less than 100. N/A is shown where the base number of responses is less than 10 during the period. % is calculated as Quantity/Base number\*100

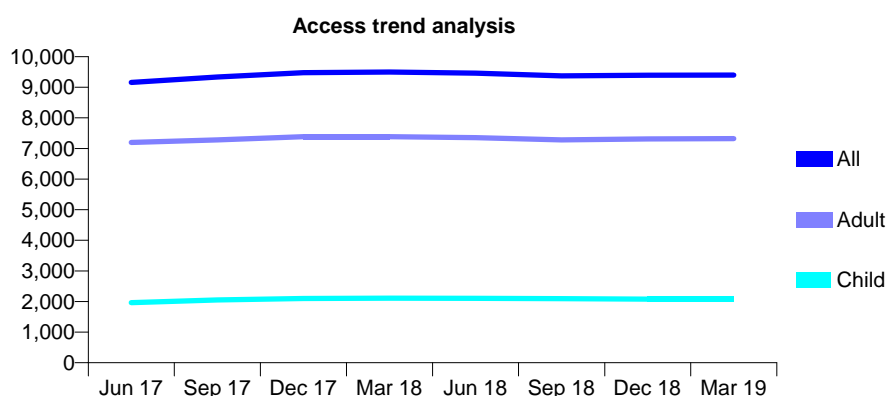
## 7A6 - Vital Signs At a Glance Contract Report for 101281/0160 - Year end March 2019

Name or company name	OASIS DENTAL CARE LTD
Contract type name	GDS Contract
Purpose of contract	General
Contract start date	01/09/2006
Contract end date	

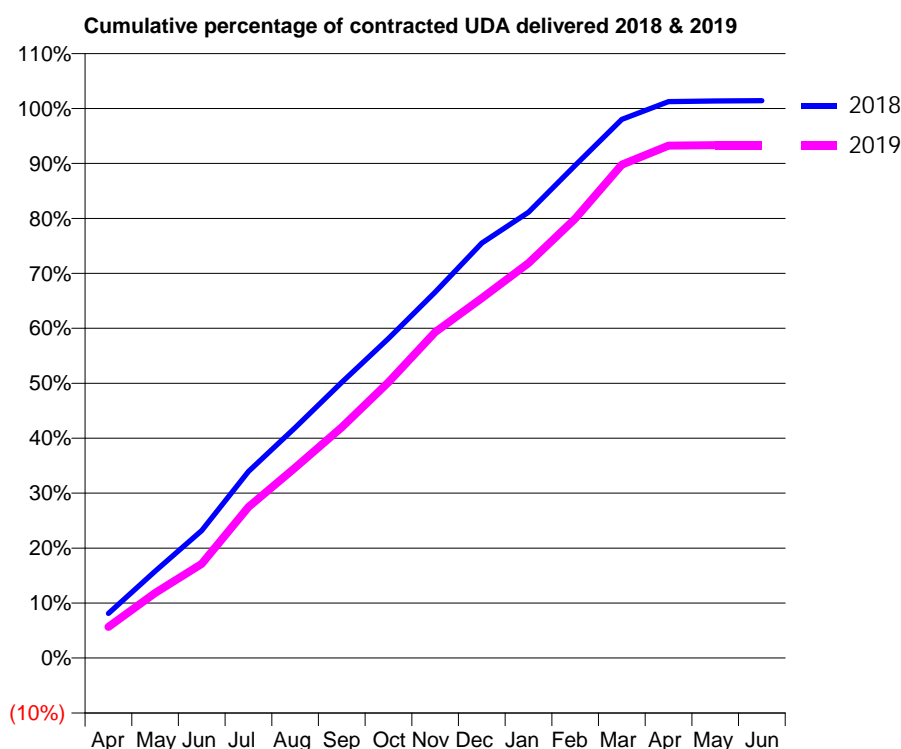
18/19 Contracted general activity (UDA)	25,813
Carry forward general activity (UDA)	-419
18/19 Contracted orthodontic activity (UOA)	0
Carry forward orthodontic activity (UOA)	0
Baseline contract value	£608,476.78

### ACCESS\*

Patients seen in 24 months	Total	Change since previous quarter
Quarter ending March 2018	9,497	
Quarter ending June 2018	9,463	→
Quarter ending September 2018	9,376	→
Quarter ending December 2018	9,392	→
Quarter ending March 2019	9,401	→
<b>Variance since March 2018</b>	<b>(1.0%)</b>	<b>↓</b>



### ACTIVITY



Adjusted Scheduled Activity (UDA)		
Month	2018	2019
April	2,092	1,465
May	4,080	3,058
June	5,984	4,424
July	8,762	7,095
August	10,821	8,943
September	12,952	10,837
October	15,004	12,956
November	17,191	15,305
December	19,489	16,903
January	20,940	18,553
February	23,142	20,640
March	25,296	23,176
April	26,135	24,063
May	26,164	24,089
June	26,179	24,089

### QUALITY

	Quantity	Base Number	Contract	LHB	Wales
% of FP17s for the same patient ID Re-attending within 3 months - Children	192	3,079	6.2%	8.4%	10.8%
% of FP17s for the same patient ID Re-attending within 3 months - Adults	1,419	10,678	13.3%	14.5%	15.7%
% of FP17s for the same patient ID Re-attending between 3 & 9 months - Children	1,971	3,079	64.0%	58.8%	59.7%
% of FP17s for the same patient ID Re-attending between 3 & 9 months - Adults	6,640	10,678	62.2%	55.4%	55.5%
% of FP17s for Band 1 Urgent Courses	1,264	13,714	9.2%	9.0%	9.0%
% of FP17s Relating to Free Repair or Replacements	65	13,714	0.5%	0.7%	0.7%
% of FP17s Relating to Continuations	116	13,714	0.8%	0.6%	0.7%
% of Patients satisfied with the dentistry they have received	16	17	94.1%	94.7%	92.4%
% of Patients satisfied with the time they had to wait for an appointment	15	17	88.2%	89.2%	87.1%

\* This is based on patients treated on this contract for their most recent course of treatment.

Figures in italics indicate the base number of FP17s or Patient Questionnaire responses are less than 100. N/A is shown where the base number of responses is less than 10 during the period. % is calculated as Quantity/Base number\*100

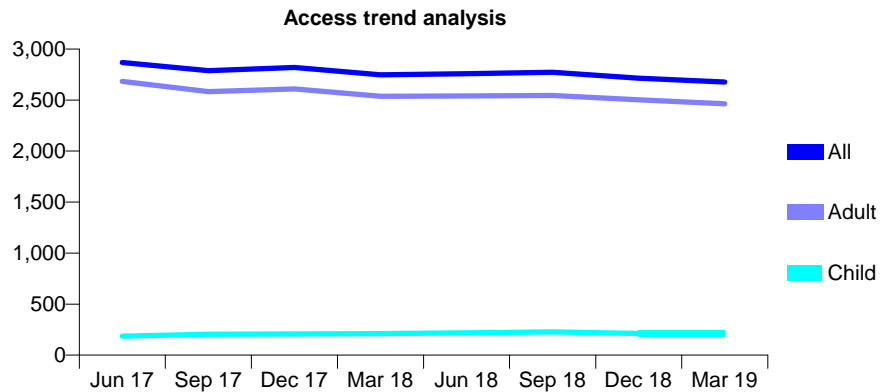
## 7A6 - Vital Signs At a Glance Contract Report for 107123/0006 - Year end March 2019

Name or company name	Aneurin Bevan Health Board (Out of Hours)
Contract type name	GDS Contract
Purpose of contract	General
Contract start date	01/04/2013
Contract end date	

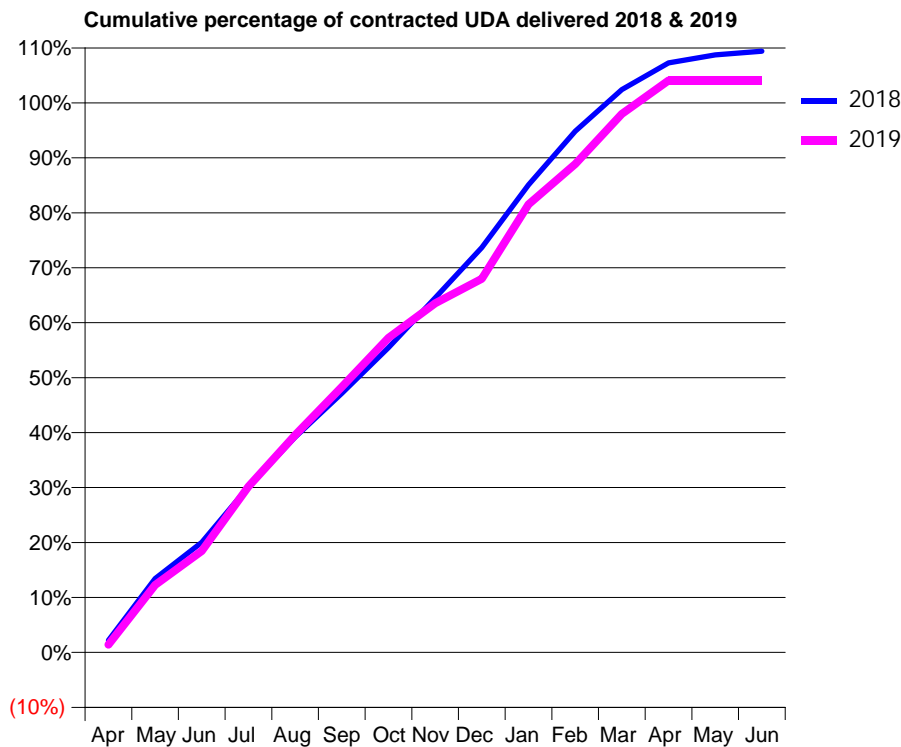
18/19 Contracted general activity (UDA)	3,777
Carry forward general activity (UDA)	0
18/19 Contracted orthodontic activity (UOA)	0
Carry forward orthodontic activity (UOA)	0
Baseline contract value	£382,755.77

### ACCESS\*

Patients seen in 24 months	Total	Change since previous quarter
Quarter ending March 2018	2,747	
Quarter ending June 2018	2,759	→
Quarter ending September 2018	2,773	→
Quarter ending December 2018	2,715	↓
Quarter ending March 2019	2,677	↓
<b>Variance since March 2018</b>	<b>(2.5%)</b>	<b>↓</b>



### ACTIVITY



Adjusted Scheduled Activity (UDA)		
Month	2018	2019
April	83	54
May	509	464
June	757	697
July	1,139	1,140
August	1,479	1,494
September	1,781	1,824
October	2,095	2,161
November	2,437	2,400
December	2,782	2,568
January	3,214	3,079
February	3,581	3,356
March	3,867	3,700
April	4,052	3,931
May	4,107	3,931
June	4,131	3,931

### QUALITY

	Quantity	Base Number	Contract	LHB	Wales
% of FP17s for the same patient ID Re-attending within 3 months - Children	8	400	2.0%	8.4%	10.8%
% of FP17s for the same patient ID Re-attending within 3 months - Adults	81	2,932	2.8%	14.5%	15.7%
% of FP17s for the same patient ID Re-attending between 3 & 9 months - Children	3	400	0.8%	58.8%	59.7%
% of FP17s for the same patient ID Re-attending between 3 & 9 months - Adults	55	2,932	1.9%	55.4%	55.5%
% of FP17s for Band 1 Urgent Courses	3,239	3,282	98.7%	9.0%	9.0%
% of FP17s Relating to Free Repair or Replacements	0	3,282	0.0%	0.7%	0.7%
% of FP17s Relating to Continuations	0	3,282	0.0%	0.6%	0.7%
% of Patients satisfied with the dentistry they have received	3	3	N/A	94.7%	92.4%
% of Patients satisfied with the time they had to wait for an appointment	3	3	N/A	89.2%	87.1%

\* This is based on patients treated on this contract for their most recent course of treatment. Figures in italics indicate the base number of FP17s or Patient Questionnaire responses are less than 100. N/A is shown where the base number of responses is less than 10 during the period. % is calculated as Quantity/Base number\*100

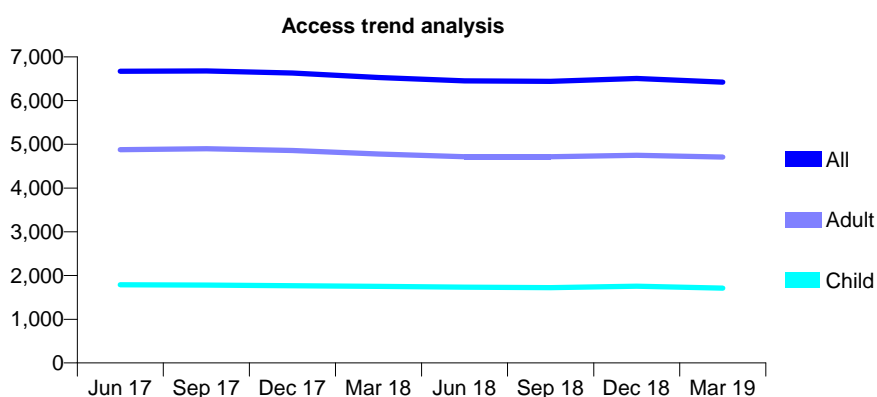
## 7A6 - Vital Signs At a Glance Contract Report for 110779/0001 - Year end March 2019

Name or company name	Crown Cottage Dental Care
Contract type name	GDS Contract
Purpose of contract	General
Contract start date	01/11/2012
Contract end date	

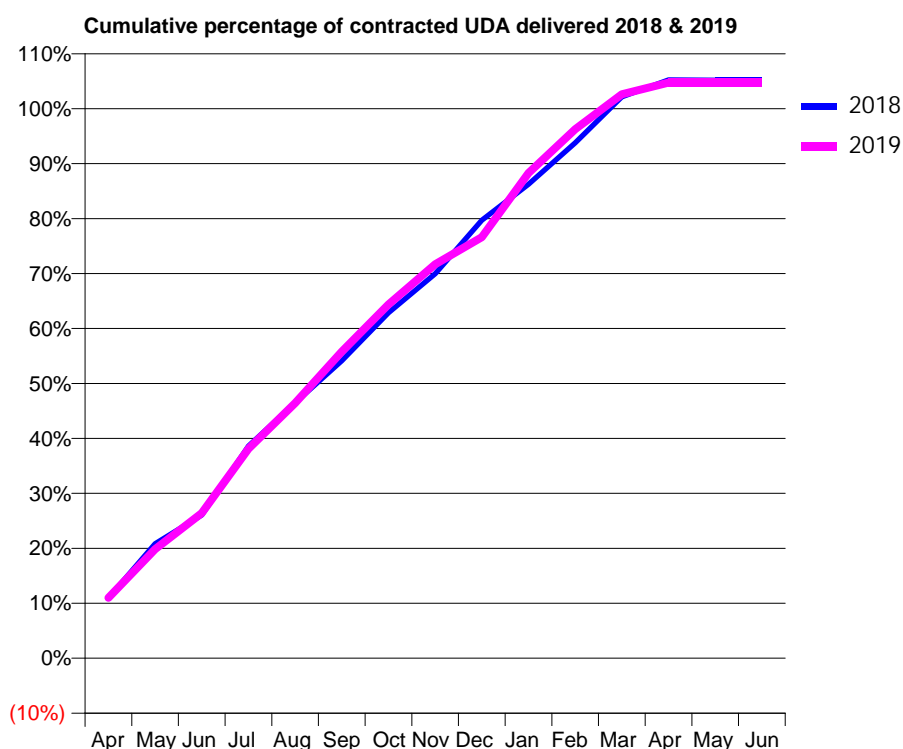
18/19 Contracted general activity (UDA)	17,388
Carry forward general activity (UDA)	-960
18/19 Contracted orthodontic activity (UOA)	0
Carry forward orthodontic activity (UOA)	0
Baseline contract value	£685,754.20

### ACCESS\*

Patients seen in 24 months	Total	Change since previous quarter
Quarter ending March 2018	6,528	
Quarter ending June 2018	6,451	↓
Quarter ending September 2018	6,439	→
Quarter ending December 2018	6,507	→
Quarter ending March 2019	6,421	↓
<b>Variance since March 2018</b>	<b>(1.6%)</b>	<b>↓</b>



### ACTIVITY



Adjusted Scheduled Activity (UDA)		
Month	2018	2019
April	2,105	1,912
May	4,002	3,448
June	5,006	4,587
July	7,416	6,627
August	8,926	8,073
September	10,396	9,697
October	12,075	11,191
November	13,439	12,465
December	15,309	13,317
January	16,568	15,349
February	18,012	16,737
March	19,620	17,843
April	20,215	18,212
May	20,199	18,213
June	20,199	18,210

### QUALITY

	Quantity	Base Number	Contract	LHB	Wales
% of FP17s for the same patient ID Re-attending within 3 months - Children	89	2,425	3.7%	8.4%	10.8%
% of FP17s for the same patient ID Re-attending within 3 months - Adults	484	6,397	7.6%	14.5%	15.7%
% of FP17s for the same patient ID Re-attending between 3 & 9 months - Children	1,405	2,425	57.9%	58.8%	59.7%
% of FP17s for the same patient ID Re-attending between 3 & 9 months - Adults	3,864	6,397	60.4%	55.4%	55.5%
% of FP17s for Band 1 Urgent Courses	423	8,746	4.8%	9.0%	9.0%
% of FP17s Relating to Free Repair or Replacements	68	8,746	0.8%	0.7%	0.7%
% of FP17s Relating to Continuations	16	8,746	0.2%	0.6%	0.7%
% of Patients satisfied with the dentistry they have received	7	7	N/A	94.7%	92.4%
% of Patients satisfied with the time they had to wait for an appointment	7	7	N/A	89.2%	87.1%

\* This is based on patients treated on this contract for their most recent course of treatment. Figures in italics indicate the base number of FP17s or Patient Questionnaire responses are less than 100. N/A is shown where the base number of responses is less than 10 during the period. % is calculated as Quantity/Base number\*100

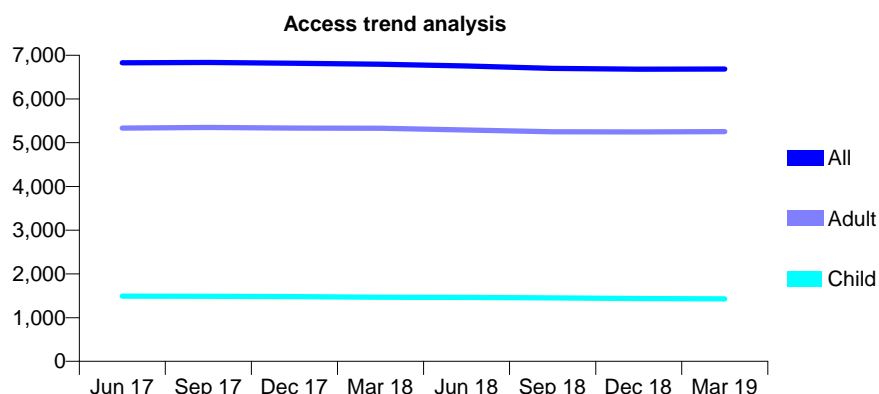
## 7A6 - Vital Signs At a Glance Contract Report for 115770/0001 - Year end March 2019

Name or company name	Thomas and Stroud Dental Surgery
Contract type name	GDS Contract
Purpose of contract	General
Contract start date	01/12/2009
Contract end date	

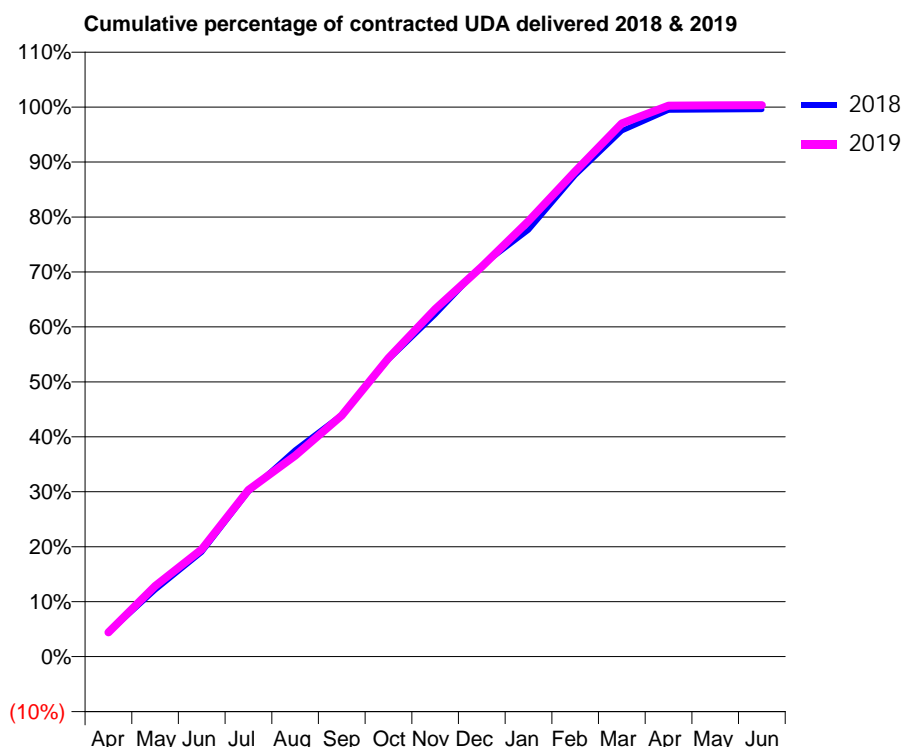
18/19 Contracted general activity (UDA)	17,876
Carry forward general activity (UDA)	75
18/19 Contracted orthodontic activity (UOA)	0
Carry forward orthodontic activity (UOA)	0
Baseline contract value	£605,694.75

### ACCESS\*

Patients seen in 24 months	Total	Change since previous quarter
Quarter ending March 2018	6,794	
Quarter ending June 2018	6,753	→
Quarter ending September 2018	6,700	→
Quarter ending December 2018	6,682	→
Quarter ending March 2019	6,683	→
<b>Variance since March 2018</b>	<b>(1.6%)</b>	<b>↓</b>



### ACTIVITY



Adjusted Scheduled Activity (UDA)		
Month	2018	2019
April	777	794
May	2,167	2,300
June	3,397	3,490
July	5,363	5,419
August	6,720	6,535
September	7,865	7,845
October	9,659	9,711
November	11,130	11,309
December	12,722	12,688
January	13,875	14,166
February	15,658	15,789
March	17,104	17,347
April	17,776	17,924
May	17,782	17,931
June	17,797	17,935

### QUALITY

	Quantity	Base Number	Contract	LHB	Wales
% of FP17s for the same patient ID Re-attending within 3 months - Children	93	2,258	4.1%	8.4%	10.8%
% of FP17s for the same patient ID Re-attending within 3 months - Adults	857	7,814	11.0%	14.5%	15.7%
% of FP17s for the same patient ID Re-attending between 3 & 9 months - Children	1,347	2,258	59.7%	58.8%	59.7%
% of FP17s for the same patient ID Re-attending between 3 & 9 months - Adults	4,417	7,814	56.5%	55.4%	55.5%
% of FP17s for Band 1 Urgent Courses	484	10,049	4.8%	9.0%	9.0%
% of FP17s Relating to Free Repair or Replacements	53	10,049	0.5%	0.7%	0.7%
% of FP17s Relating to Continuations	59	10,049	0.6%	0.6%	0.7%
% of Patients satisfied with the dentistry they have received	12	13	92.3%	94.7%	92.4%
% of Patients satisfied with the time they had to wait for an appointment	12	13	92.3%	89.2%	87.1%

\* This is based on patients treated on this contract for their most recent course of treatment.  
 Figures in *italics* indicate the base number of FP17s or Patient Questionnaire responses are less than 100. N/A is shown where the base number of responses is less than 10 during the period. % is calculated as Quantity/Base number\*100



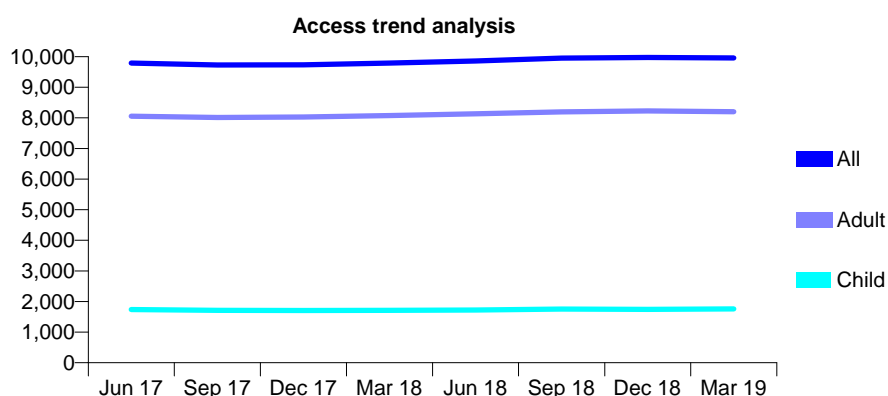
## 7A6 - Vital Signs At a Glance Contract Report for 120693/0001 - Year end March 2019

Name or company name	Bethcar DP Ltd
Contract type name	GDS Contract
Purpose of contract	General
Contract start date	01/04/2014
Contract end date	

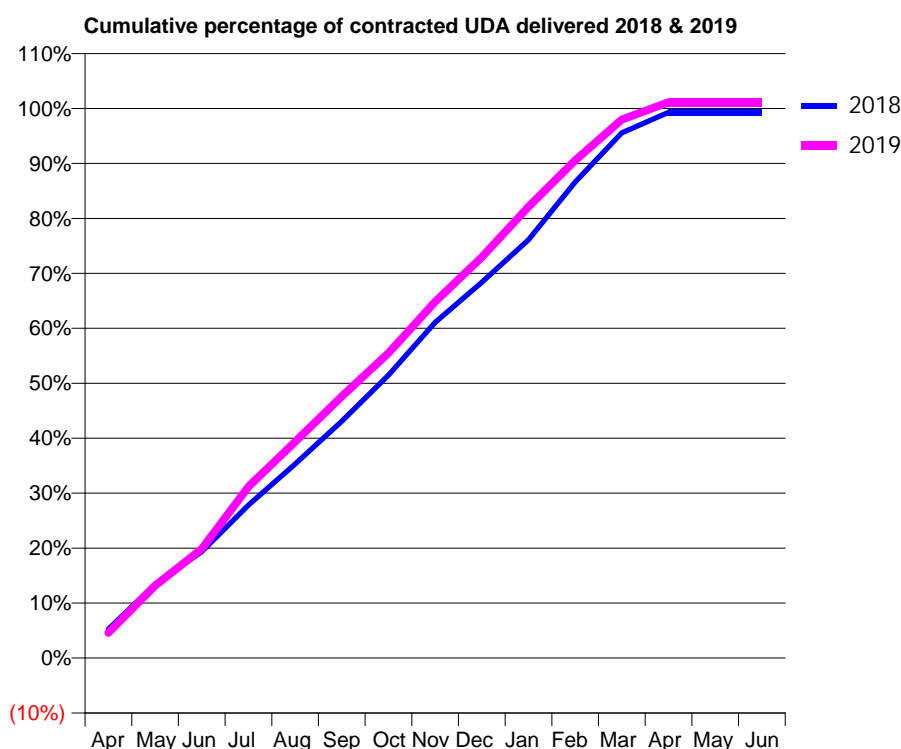
18/19 Contracted general activity (UDA)	36,800
Carry forward general activity (UDA)	256
18/19 Contracted orthodontic activity (UOA)	0
Carry forward orthodontic activity (UOA)	0
Baseline contract value	£844,191.39

### ACCESS\*

Patients seen in 24 months	Total	Change since previous quarter
Quarter ending March 2018	9,787	
Quarter ending June 2018	9,859	→
Quarter ending September 2018	9,954	→
Quarter ending December 2018	9,977	→
Quarter ending March 2019	9,960	→
<b>Variance since March 2018</b>	<b>1.8%</b>	<b>→</b>



### ACTIVITY



Adjusted Scheduled Activity (UDA)		
Month	2018	2019
April	1,883	1,693
May	4,831	4,857
June	6,950	7,311
July	9,989	11,472
August	12,676	14,490
September	15,465	17,516
October	18,478	20,419
November	21,928	23,853
December	24,543	26,835
January	27,326	30,213
February	31,094	33,325
March	34,310	36,055
April	35,647	37,217
May	35,641	37,221
June	35,641	37,221

### QUALITY

	Quantity	Base Number	Contract	LHB	Wales
% of FP17s for the same patient ID Re-attending within 3 months - Children	150	2,925	5.1%	8.4%	10.8%
% of FP17s for the same patient ID Re-attending within 3 months - Adults	1,866	14,369	13.0%	14.5%	15.7%
% of FP17s for the same patient ID Re-attending between 3 & 9 months - Children	2,030	2,925	69.4%	58.8%	59.7%
% of FP17s for the same patient ID Re-attending between 3 & 9 months - Adults	9,813	14,369	68.3%	55.4%	55.5%
% of FP17s for Band 1 Urgent Courses	838	17,292	4.8%	9.0%	9.0%
% of FP17s Relating to Free Repair or Replacements	207	17,292	1.2%	0.7%	0.7%
% of FP17s Relating to Continuations	111	17,292	0.6%	0.6%	0.7%
% of Patients satisfied with the dentistry they have received	17	21	81.0%	94.7%	92.4%
% of Patients satisfied with the time they had to wait for an appointment	18	21	85.7%	89.2%	87.1%

\* This is based on patients treated on this contract for their most recent course of treatment.

Figures in italics indicate the base number of FP17s or Patient Questionnaire responses are less than 100. N/A is shown where the base number of responses is less than 10 during the period. % is calculated as Quantity/Base number\*100

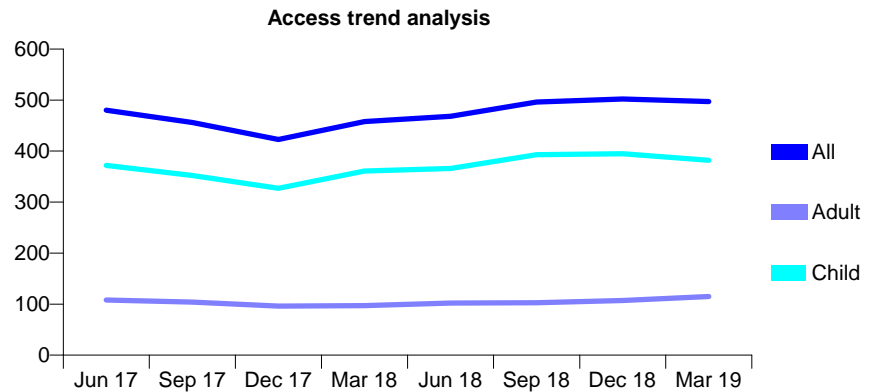
## 7A6 - Vital Signs At a Glance Contract Report for 126160/0001 - Year end March 2019

Name or company name	Justin M Roberts Ltd
Contract type name	GDS Contract
Purpose of contract	General
Contract start date	01/04/2012
Contract end date	

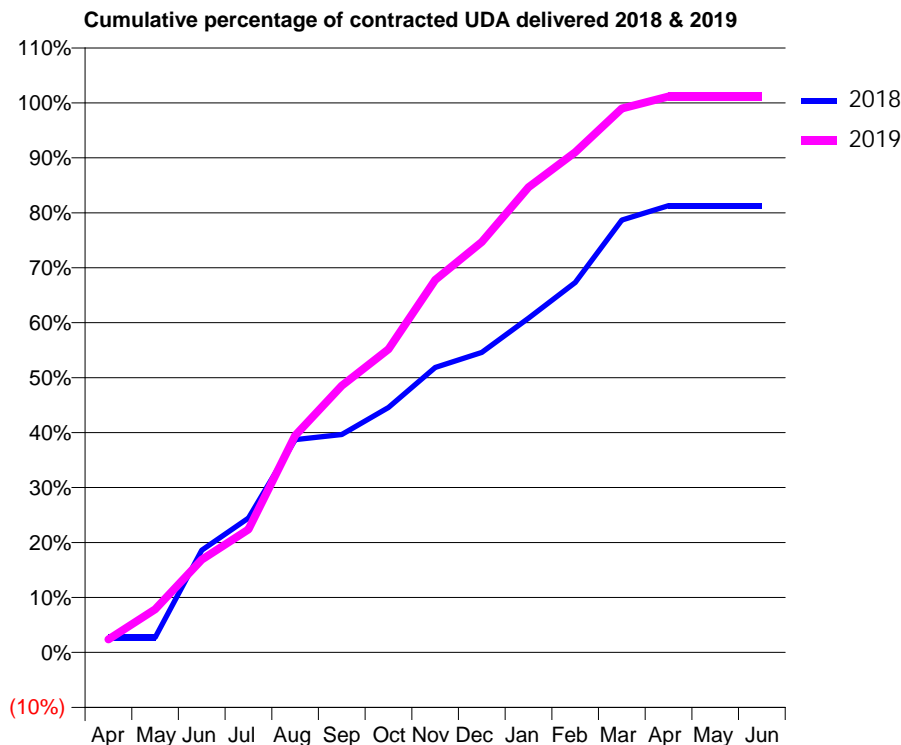
18/19 Contracted general activity (UDA)	770
Carry forward general activity (UDA)	21
18/19 Contracted orthodontic activity (UOA)	0
Carry forward orthodontic activity (UOA)	0
Baseline contract value	£23,563.20

### ACCESS\*

Patients seen in 24 months	Total	Change since previous quarter
Quarter ending March 2018	458	
Quarter ending June 2018	468	↑
Quarter ending September 2018	496	↑
Quarter ending December 2018	502	→
Quarter ending March 2019	497	→
<b>Variance since March 2018</b>	<b>8.5%</b>	<b>↑</b>



### ACTIVITY



Adjusted Scheduled Activity (UDA)		
Month	2018	2019
April	21	18
May	21	60
June	143	130
July	188	172
August	298	304
September	305	374
October	343	425
November	399	522
December	420	575
January	468	652
February	518	701
March	606	762
April	626	779
May	626	779
June	626	779

### QUALITY

	Quantity	Base Number	Contract	LHB	Wales
% of FP17s for the same patient ID Re-attending within 3 months - Children	42	511	8.2%	8.4%	10.8%
% of FP17s for the same patient ID Re-attending within 3 months - Adults	6	86	7.0%	14.5%	15.7%
% of FP17s for the same patient ID Re-attending between 3 & 9 months - Children	225	511	44.0%	58.8%	59.7%
% of FP17s for the same patient ID Re-attending between 3 & 9 months - Adults	23	86	26.7%	55.4%	55.5%
% of FP17s for Band 1 Urgent Courses	21	570	3.7%	9.0%	9.0%
% of FP17s Relating to Free Repair or Replacements	1	570	0.2%	0.7%	0.7%
% of FP17s Relating to Continuations	7	570	1.2%	0.6%	0.7%
% of Patients satisfied with the dentistry they have received	0	0	N/A	94.7%	92.4%
% of Patients satisfied with the time they had to wait for an appointment	0	0	N/A	89.2%	87.1%

\* This is based on patients treated on this contract for their most recent course of treatment. Figures in italics indicate the base number of FP17s or Patient Questionnaire responses are less than 100. N/A is shown where the base number of responses is less than 10 during the period. % is calculated as Quantity/Base number\*100

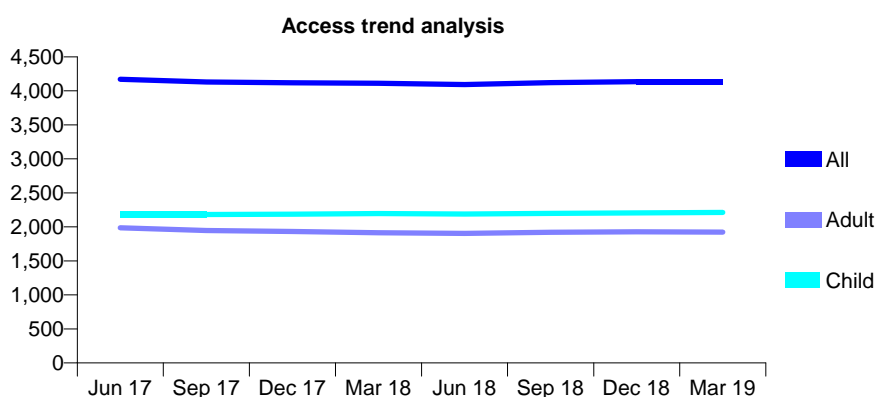
## 7A6 - Vital Signs At a Glance Contract Report for 126314/0001 - Year end March 2019

Name or company name	Sunnycourt Ltd
Contract type name	GDS Contract
Purpose of contract	General
Contract start date	01/01/2011
Contract end date	

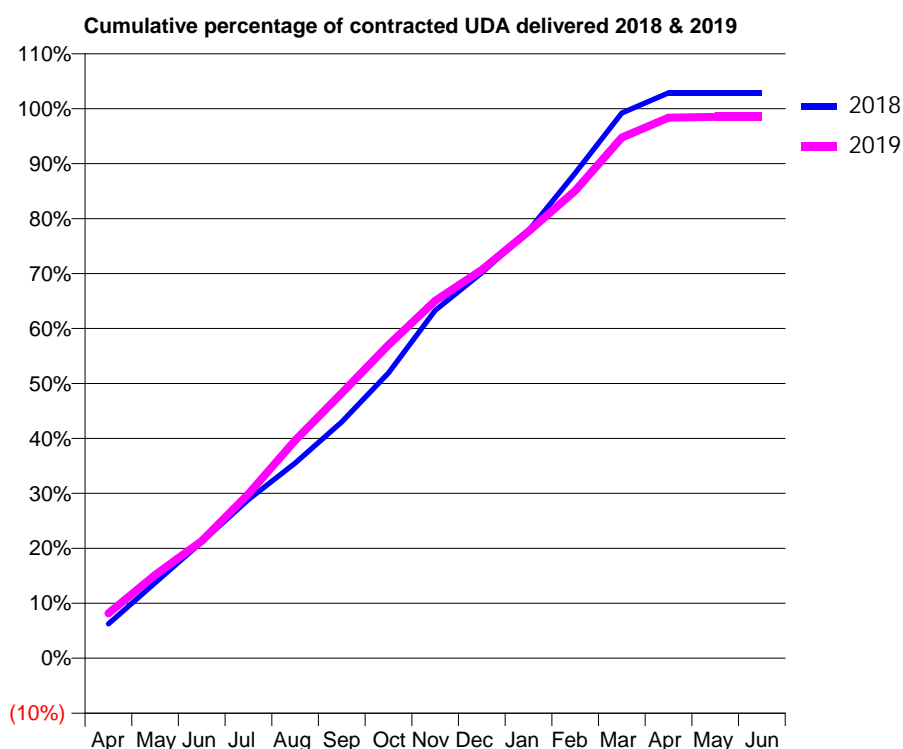
18/19 Contracted general activity (UDA)	13,222
Carry forward general activity (UDA)	-402
18/19 Contracted orthodontic activity (UOA)	0
Carry forward orthodontic activity (UOA)	0
Baseline contract value	£324,414.85

### ACCESS\*

Patients seen in 24 months	Total	Change since previous quarter
Quarter ending March 2018	4,112	
Quarter ending June 2018	4,094	→
Quarter ending September 2018	4,120	→
Quarter ending December 2018	4,136	→
Quarter ending March 2019	4,137	→
<b>Variance since March 2018</b>	<b>0.6%</b>	<b>→</b>



### ACTIVITY



Adjusted Scheduled Activity (UDA)		
Month	2018	2019
April	825	1,080
May	1,819	2,003
June	2,795	2,822
July	3,819	3,953
August	4,695	5,246
September	5,685	6,378
October	6,864	7,539
November	8,371	8,602
December	9,274	9,343
January	10,288	10,266
February	11,671	11,249
March	13,114	12,527
April	13,602	13,007
May	13,603	13,026
June	13,603	13,027

### QUALITY

	Quantity	Base Number	Contract	LHB	Wales
% of FP17s for the same patient ID Re-attending within 3 months - Children	258	3,419	7.5%	8.4%	10.8%
% of FP17s for the same patient ID Re-attending within 3 months - Adults	443	2,459	18.0%	14.5%	15.7%
% of FP17s for the same patient ID Re-attending between 3 & 9 months - Children	2,050	3,419	60.0%	58.8%	59.7%
% of FP17s for the same patient ID Re-attending between 3 & 9 months - Adults	1,200	2,459	48.8%	55.4%	55.5%
% of FP17s for Band 1 Urgent Courses	444	5,919	7.5%	9.0%	9.0%
% of FP17s Relating to Free Repair or Replacements	2	5,919	0.0%	0.7%	0.7%
% of FP17s Relating to Continuations	1	5,919	0.0%	0.6%	0.7%
% of Patients satisfied with the dentistry they have received	2	2	N/A	94.7%	92.4%
% of Patients satisfied with the time they had to wait for an appointment	2	2	N/A	89.2%	87.1%

\* This is based on patients treated on this contract for their most recent course of treatment.

Figures in italics indicate the base number of FP17s or Patient Questionnaire responses are less than 100. N/A is shown where the base number of responses is less than 10 during the period. % is calculated as Quantity/Base number\*100

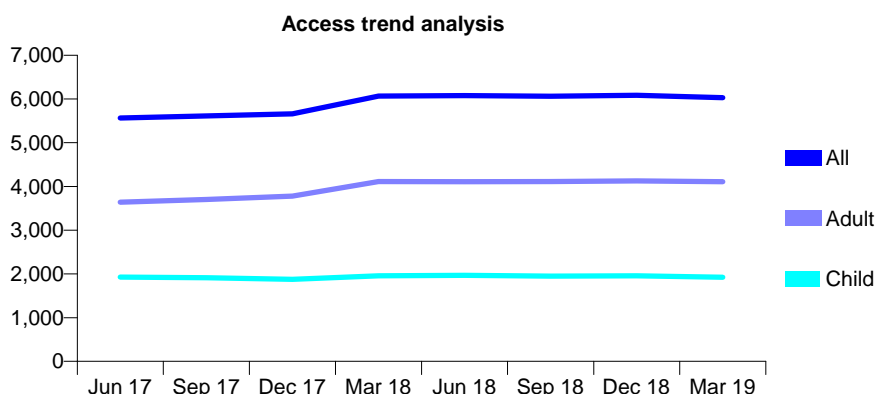
## 7A6 - Vital Signs At a Glance Contract Report for 128112/0001 - Year end March 2019

Name or company name	Malpas Dental Practice Limited
Contract type name	GDS Contract
Purpose of contract	General
Contract start date	01/08/2010
Contract end date	

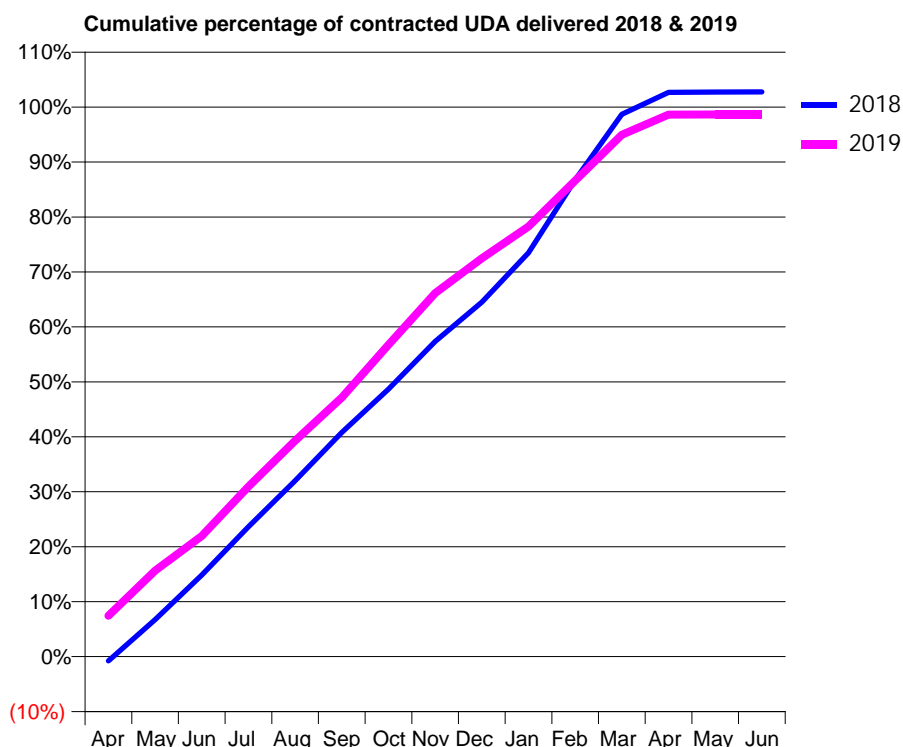
18/19 Contracted general activity (UDA)	16,705
Carry forward general activity (UDA)	-484
18/19 Contracted orthodontic activity (UOA)	0
Carry forward orthodontic activity (UOA)	0
Baseline contract value	£546,831.99

### ACCESS\*

Patients seen in 24 months	Total	Change since previous quarter
Quarter ending March 2018	6,069	
Quarter ending June 2018	6,077	→
Quarter ending September 2018	6,062	→
Quarter ending December 2018	6,084	→
Quarter ending March 2019	6,029	→
<b>Variance since March 2018</b>	<b>(0.7%)</b>	<b>→</b>



### ACTIVITY



Adjusted Scheduled Activity (UDA)		
Month	2018	2019
April	-132	1,243
May	1,128	2,618
June	2,479	3,665
July	3,946	5,169
August	5,350	6,564
September	6,813	7,875
October	8,131	9,481
November	9,579	11,050
December	10,774	12,105
January	12,275	13,077
February	14,496	14,471
March	16,486	15,861
April	17,148	16,478
May	17,163	16,480
June	17,166	16,482

### QUALITY

	Quantity	Base Number	Contract	LHB	Wales
% of FP17s for the same patient ID Re-attending within 3 months - Children	207	3,003	6.9%	8.4%	10.8%
% of FP17s for the same patient ID Re-attending within 3 months - Adults	1,102	6,846	16.1%	14.5%	15.7%
% of FP17s for the same patient ID Re-attending between 3 & 9 months - Children	2,162	3,003	72.0%	58.8%	59.7%
% of FP17s for the same patient ID Re-attending between 3 & 9 months - Adults	4,771	6,846	69.7%	55.4%	55.5%
% of FP17s for Band 1 Urgent Courses	733	9,916	7.4%	9.0%	9.0%
% of FP17s Relating to Free Repair or Replacements	30	9,916	0.3%	0.7%	0.7%
% of FP17s Relating to Continuations	18	9,916	0.2%	0.6%	0.7%
% of Patients satisfied with the dentistry they have received	5	5	N/A	94.7%	92.4%
% of Patients satisfied with the time they had to wait for an appointment	5	5	N/A	89.2%	87.1%

\* This is based on patients treated on this contract for their most recent course of treatment.  
 Figures in *italics* indicate the base number of FP17s or Patient Questionnaire responses are less than 100. N/A is shown where the base number of responses is less than 10 during the period. % is calculated as Quantity/Base number\*100

## 7A6 - Vital Signs At a Glance Contract Report for 128112/0002 - Year end March 2019

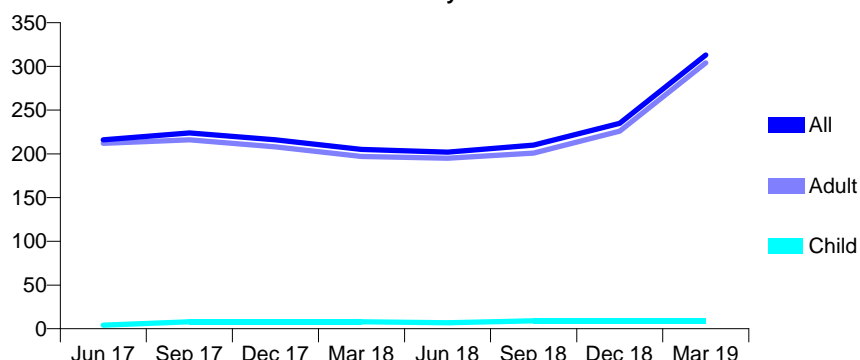
Name or company name	Malpas Dental Practice Limited
Contract type name	PDS Contract
Purpose of contract	General
Contract start date	19/11/2012
Contract end date	31/03/2019

18/19 Contracted general activity (UDA)	455
Carry forward general activity (UDA)	0
18/19 Contracted orthodontic activity (UOA)	0
Carry forward orthodontic activity (UOA)	0
Baseline contract value	£26,152.73

### ACCESS\*

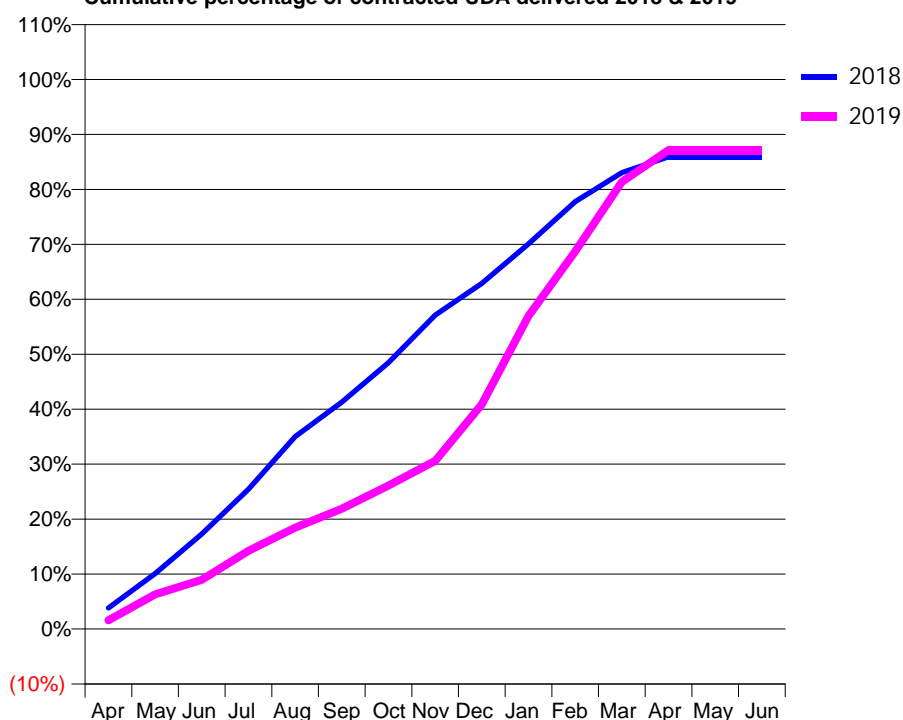
Patients seen in 24 months	Total	Change since previous quarter
Quarter ending March 2018	205	
Quarter ending June 2018	202	↓
Quarter ending September 2018	210	↑
Quarter ending December 2018	235	↑
Quarter ending March 2019	313	↑
<b>Variance since March 2018</b>	<b>52.7%</b>	<b>↑</b>

### Access trend analysis



### ACTIVITY

#### Cumulative percentage of contracted UDA delivered 2018 & 2019



Adjusted Scheduled Activity (UDA)		
Month	2018	2019
April	10	7
May	25	29
June	43	41
July	64	65
August	88	84
September	103	100
October	121	119
November	143	139
December	157	186
January	175	259
February	194	313
March	208	370
April	215	397
May	215	397
June	215	397

### QUALITY

	Quantity	Base Number	Contract	LHB	Wales
% of FP17s for the same patient ID Re-attending within 3 months - Children	1	13	7.7%	8.4%	10.8%
% of FP17s for the same patient ID Re-attending within 3 months - Adults	6	300	2.0%	14.5%	15.7%
% of FP17s for the same patient ID Re-attending between 3 & 9 months - Children	0	13	0.0%	58.8%	59.7%
% of FP17s for the same patient ID Re-attending between 3 & 9 months - Adults	1	300	0.3%	55.4%	55.5%
% of FP17s for Band 1 Urgent Courses	328	329	99.7%	9.0%	9.0%
% of FP17s Relating to Free Repair or Replacements	0	329	0.0%	0.7%	0.7%
% of FP17s Relating to Continuations	0	329	0.0%	0.6%	0.7%
% of Patients satisfied with the dentistry they have received	0	0	N/A	94.7%	92.4%
% of Patients satisfied with the time they had to wait for an appointment	0	0	N/A	89.2%	87.1%

\* This is based on patients treated on this contract for their most recent course of treatment.

Figures in italics indicate the base number of FP17s or Patient Questionnaire responses are less than 100. N/A is shown where the base number of responses is less than 10 during the period. % is calculated as Quantity/Base number\*100

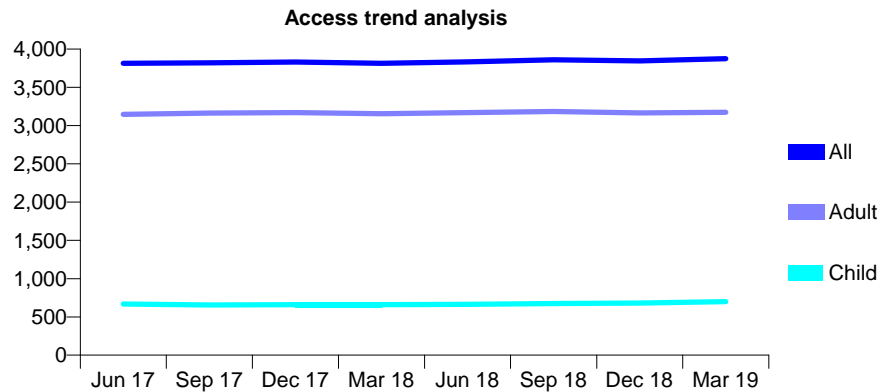
## 7A6 - Vital Signs At a Glance Contract Report for 128600/0001 - Year end March 2019

Name or company name	Llanyrafon Dental Practice Ltd
Contract type name	GDS Contract
Purpose of contract	General
Contract start date	01/04/2012
Contract end date	

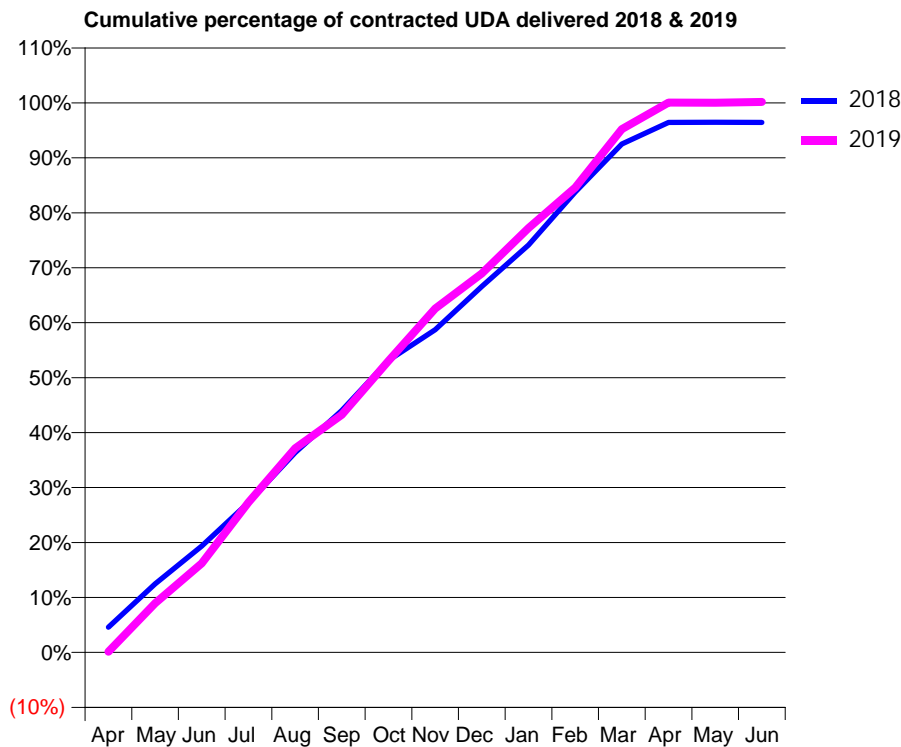
18/19 Contracted general activity (UDA)	10,780
Carry forward general activity (UDA)	366
18/19 Contracted orthodontic activity (UOA)	0
Carry forward orthodontic activity (UOA)	0
Baseline contract value	£276,190.10

### ACCESS\*

Patients seen in 24 months	Total	Change since previous quarter
Quarter ending March 2018	3,815	
Quarter ending June 2018	3,833	→
Quarter ending September 2018	3,859	→
Quarter ending December 2018	3,846	→
Quarter ending March 2019	3,875	→
<b>Variance since March 2018</b>	<b>1.6%</b>	<b>→</b>



### ACTIVITY



Adjusted Scheduled Activity (UDA)		
Month	2018	2019
April	496	15
May	1,347	965
June	2,086	1,746
July	2,940	2,945
August	3,920	4,004
September	4,747	4,659
October	5,728	5,720
November	6,332	6,747
December	7,178	7,434
January	7,991	8,326
February	9,030	9,117
March	9,973	10,264
April	10,396	10,785
May	10,399	10,782
June	10,395	10,798

### QUALITY

	Quantity	Base Number	Contract	LHB	Wales
% of FP17s for the same patient ID Re-attending within 3 months - Children	27	973	2.8%	8.4%	10.8%
% of FP17s for the same patient ID Re-attending within 3 months - Adults	195	4,207	4.6%	14.5%	15.7%
% of FP17s for the same patient ID Re-attending between 3 & 9 months - Children	599	973	61.6%	58.8%	59.7%
% of FP17s for the same patient ID Re-attending between 3 & 9 months - Adults	2,692	4,207	64.0%	55.4%	55.5%
% of FP17s for Band 1 Urgent Courses	74	5,195	1.4%	9.0%	9.0%
% of FP17s Relating to Free Repair or Replacements	4	5,195	0.1%	0.7%	0.7%
% of FP17s Relating to Continuations	8	5,195	0.2%	0.6%	0.7%
% of Patients satisfied with the dentistry they have received	6	6	N/A	94.7%	92.4%
% of Patients satisfied with the time they had to wait for an appointment	6	6	N/A	89.2%	87.1%

\* This is based on patients treated on this contract for their most recent course of treatment.

Figures in italics indicate the base number of FP17s or Patient Questionnaire responses are less than 100. N/A is shown where the base number of responses is less than 10 during the period. % is calculated as Quantity/Base number\*100

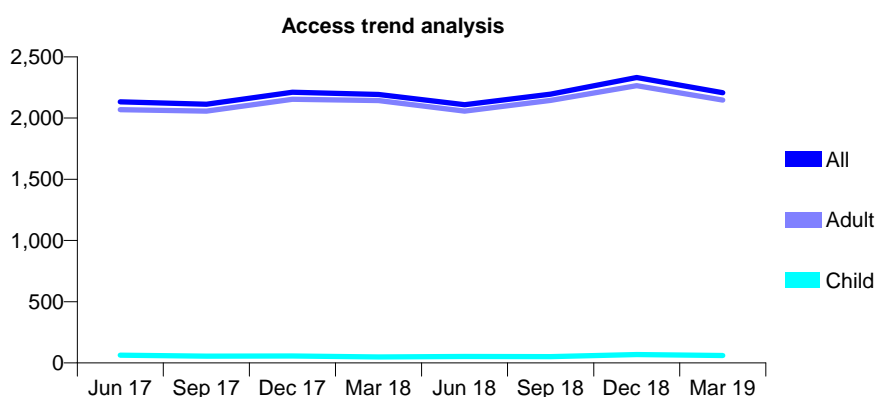
## 7A6 - Vital Signs At a Glance Contract Report for 128945/0001 - Year end March 2019

Name or company name	Devon Place Limited
Contract type name	PDS Contract
Purpose of contract	General
Contract start date	01/04/2012
Contract end date	31/03/2019

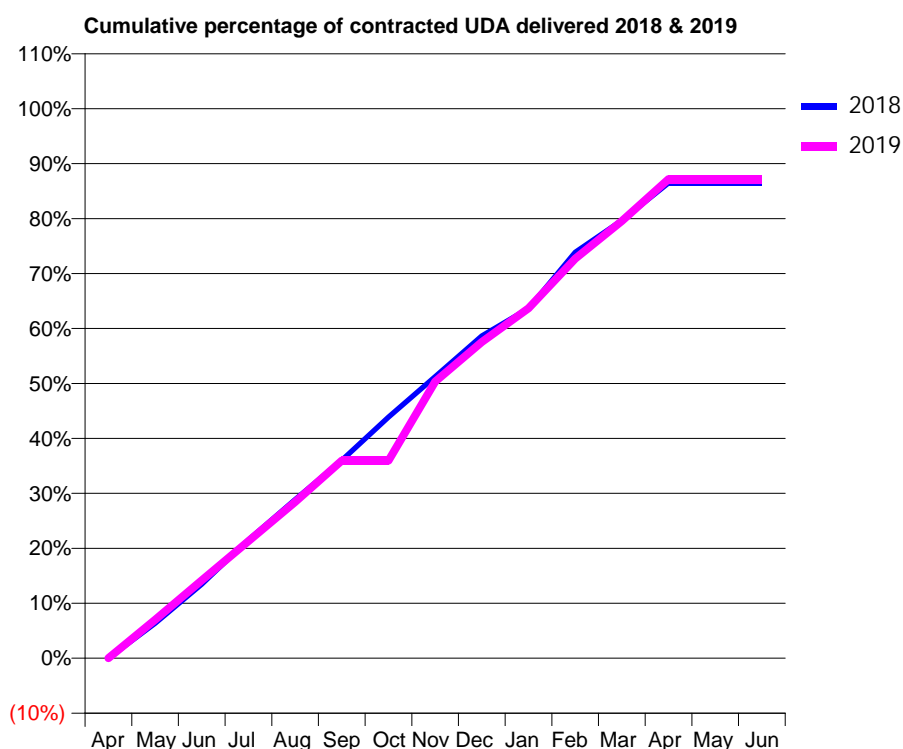
18/19 Contracted general activity (UDA)	3,232
Carry forward general activity (UDA)	0
18/19 Contracted orthodontic activity (UOA)	0
Carry forward orthodontic activity (UOA)	0
Baseline contract value	£86,911.53

### ACCESS\*

Patients seen in 24 months	Total	Change since previous quarter
Quarter ending March 2018	2,193	
Quarter ending June 2018	2,110	↓
Quarter ending September 2018	2,196	↑
Quarter ending December 2018	2,332	↑
Quarter ending March 2019	2,208	↓
<b>Variance since March 2018</b>	<b>0.7%</b>	→



### ACTIVITY



Adjusted Scheduled Activity (UDA)		
Month	2018	2019
April	0	0
May	197	226
June	417	458
July	667	688
August	893	920
September	1,115	1,162
October	1,358	1,162
November	1,586	1,627
December	1,815	1,859
January	1,970	2,058
February	2,286	2,350
March	2,465	2,572
April	2,676	2,818
May	2,676	2,818
June	2,676	2,818

### QUALITY

	Quantity	Base Number	Contract	LHB	Wales
% of FP17s for the same patient ID Re-attending within 3 months - Children	2	83	2.4%	8.4%	10.8%
% of FP17s for the same patient ID Re-attending within 3 months - Adults	125	2,224	5.6%	14.5%	15.7%
% of FP17s for the same patient ID Re-attending between 3 & 9 months - Children	2	83	2.4%	58.8%	59.7%
% of FP17s for the same patient ID Re-attending between 3 & 9 months - Adults	85	2,224	3.8%	55.4%	55.5%
% of FP17s for Band 1 Urgent Courses	2,318	2,336	99.2%	9.0%	9.0%
% of FP17s Relating to Free Repair or Replacements	0	2,336	0.0%	0.7%	0.7%
% of FP17s Relating to Continuations	0	2,336	0.0%	0.6%	0.7%
% of Patients satisfied with the dentistry they have received	1	1	N/A	94.7%	92.4%
% of Patients satisfied with the time they had to wait for an appointment	1	1	N/A	89.2%	87.1%

\* This is based on patients treated on this contract for their most recent course of treatment. Figures in italics indicate the base number of FP17s or Patient Questionnaire responses are less than 100. N/A is shown where the base number of responses is less than 10 during the period. % is calculated as Quantity/Base number\*100



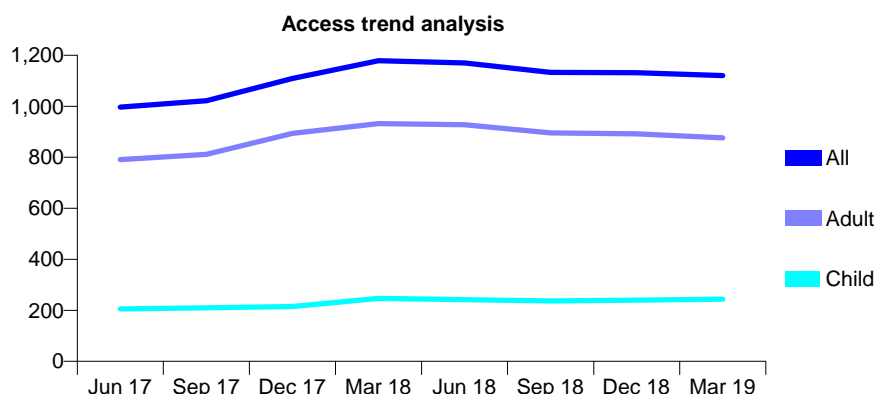
## 7A6 - Vital Signs At a Glance Contract Report for 128945/0002 - Year end March 2019

Name or company name	Devon Place Limited
Contract type name	GDS Contract
Purpose of contract	General
Contract start date	01/04/2012
Contract end date	

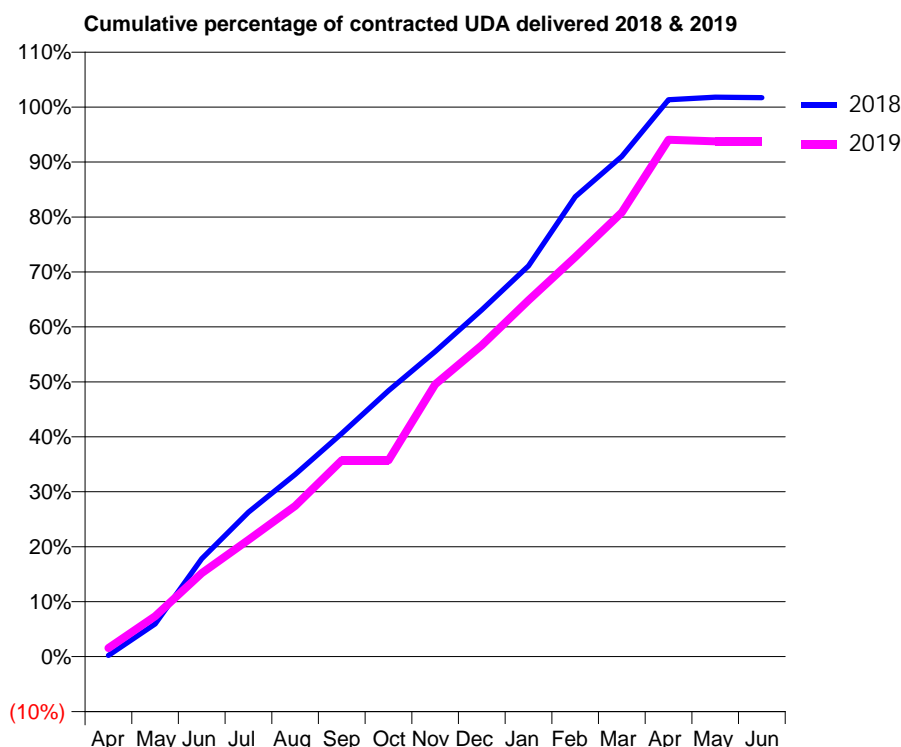
18/19 Contracted general activity (UDA)	4,267
Carry forward general activity (UDA)	-67
18/19 Contracted orthodontic activity (UOA)	0
Carry forward orthodontic activity (UOA)	0
Baseline contract value	£109,118.76

### ACCESS\*

Patients seen in 24 months	Total	Change since previous quarter
Quarter ending March 2018	1,179	
Quarter ending June 2018	1,170	→
Quarter ending September 2018	1,133	↓
Quarter ending December 2018	1,132	→
Quarter ending March 2019	1,120	↓
<b>Variance since March 2018</b>	<b>(5.0%)</b>	<b>↓</b>



### ACTIVITY



Adjusted Scheduled Activity (UDA)		
Month	2018	2019
April	9	67
May	224	315
June	672	649
July	990	906
August	1,249	1,171
September	1,530	1,523
October	1,823	1,523
November	2,092	2,114
December	2,378	2,417
January	2,678	2,766
February	3,152	3,102
March	3,429	3,449
April	3,817	4,013
May	3,834	4,001
June	3,831	4,001

### QUALITY

	Quantity	Base Number	Contract	LHB	Wales
% of FP17s for the same patient ID Re-attending within 3 months - Children	22	380	5.8%	8.4%	10.8%
% of FP17s for the same patient ID Re-attending within 3 months - Adults	148	1,241	11.9%	14.5%	15.7%
% of FP17s for the same patient ID Re-attending between 3 & 9 months - Children	247	380	65.0%	58.8%	59.7%
% of FP17s for the same patient ID Re-attending between 3 & 9 months - Adults	816	1,241	65.8%	55.4%	55.5%
% of FP17s for Band 1 Urgent Courses	117	1,671	7.0%	9.0%	9.0%
% of FP17s Relating to Free Repair or Replacements	5	1,671	0.3%	0.7%	0.7%
% of FP17s Relating to Continuations	0	1,671	0.0%	0.6%	0.7%
% of Patients satisfied with the dentistry they have received	2	3	N/A	94.7%	92.4%
% of Patients satisfied with the time they had to wait for an appointment	1	3	N/A	89.2%	87.1%

\* This is based on patients treated on this contract for their most recent course of treatment.  
 Figures in *italics* indicate the base number of FP17s or Patient Questionnaire responses are less than 100. N/A is shown where the base number of responses is less than 10 during the period. % is calculated as Quantity/Base number\*100

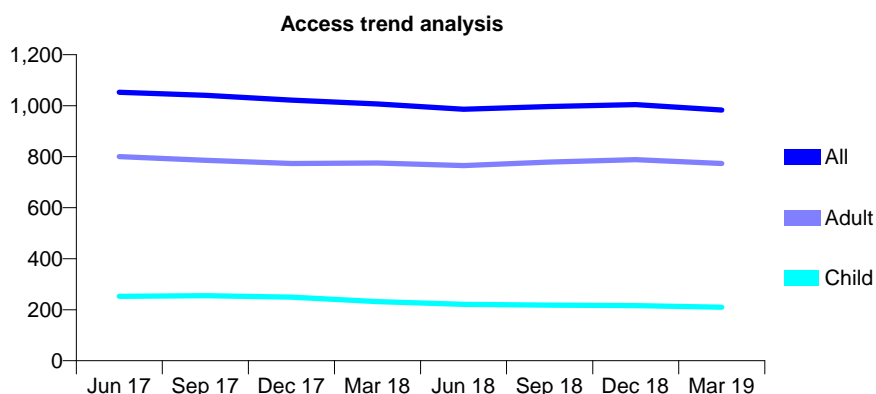
## 7A6 - Vital Signs At a Glance Contract Report for 130389/0001 - Year end March 2019

Name or company name	Aneurin Bevan Health Board
Contract type name	Pilot Contract
Purpose of contract	General
Contract start date	18/07/2006
Contract end date	

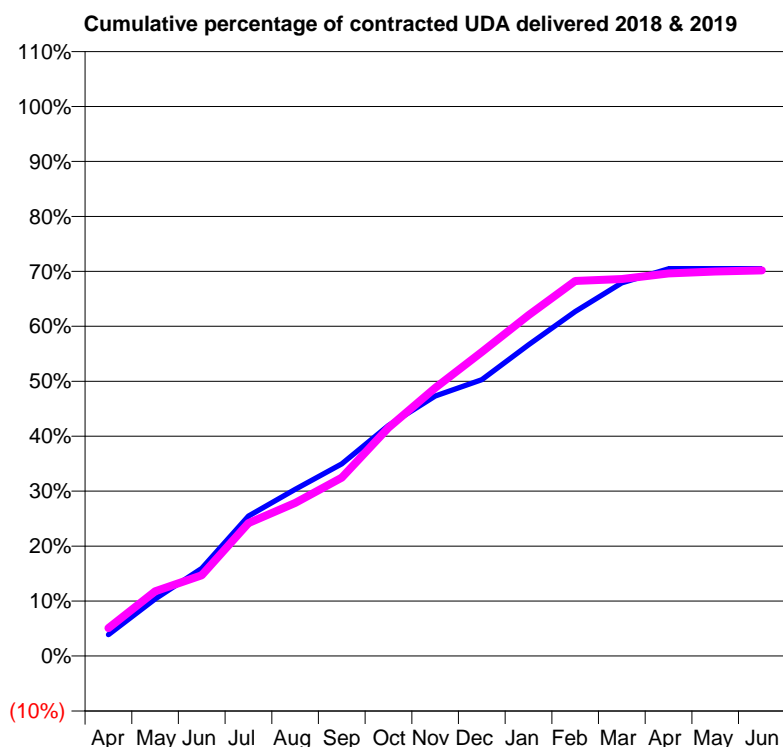
18/19 Contracted general activity (UDA)	3,600
Carry forward general activity (UDA)	0
18/19 Contracted orthodontic activity (UOA)	0
Carry forward orthodontic activity (UOA)	0
Baseline contract value	£114,096.92

### ACCESS\*

Patients seen in 24 months	Total	Change since previous quarter
Quarter ending March 2018	1,007	
Quarter ending June 2018	986	↓
Quarter ending September 2018	997	→
Quarter ending December 2018	1,004	→
Quarter ending March 2019	983	↓
<b>Variance since March 2018</b>	<b>(2.4%)</b>	<b>↓</b>



### ACTIVITY



Adjusted Scheduled Activity (UDA)		
Month	2018	2019
April	156	183
May	415	424
June	638	529
July	1,019	871
August	1,214	1,003
September	1,398	1,169
October	1,678	1,495
November	1,892	1,756
December	2,011	1,992
January	2,265	2,233
February	2,508	2,457
March	2,716	2,470
April	2,819	2,506
May	2,819	2,519
June	2,819	2,526

### QUALITY

	Quantity	Base Number	Contract	LHB	Wales
% of FP17s for the same patient ID Re-attending within 3 months - Children	42	269	15.6%	8.4%	10.8%
% of FP17s for the same patient ID Re-attending within 3 months - Adults	125	862	14.5%	14.5%	15.7%
% of FP17s for the same patient ID Re-attending between 3 & 9 months - Children	89	269	33.1%	58.8%	59.7%
% of FP17s for the same patient ID Re-attending between 3 & 9 months - Adults	302	862	35.0%	55.4%	55.5%
% of FP17s for Band 1 Urgent Courses	148	1,095	13.5%	9.0%	9.0%
% of FP17s Relating to Free Repair or Replacements	19	1,095	1.7%	0.7%	0.7%
% of FP17s Relating to Continuations	10	1,095	0.9%	0.6%	0.7%
% of Patients satisfied with the dentistry they have received	3	3	N/A	94.7%	92.4%
% of Patients satisfied with the time they had to wait for an appointment	3	3	N/A	89.2%	87.1%

\* This is based on patients treated on this contract for their most recent course of treatment.

Figures in italics indicate the base number of FP17s or Patient Questionnaire responses are less than 100. N/A is shown where the base number of responses is less than 10 during the period. % is calculated as Quantity/Base number\*100

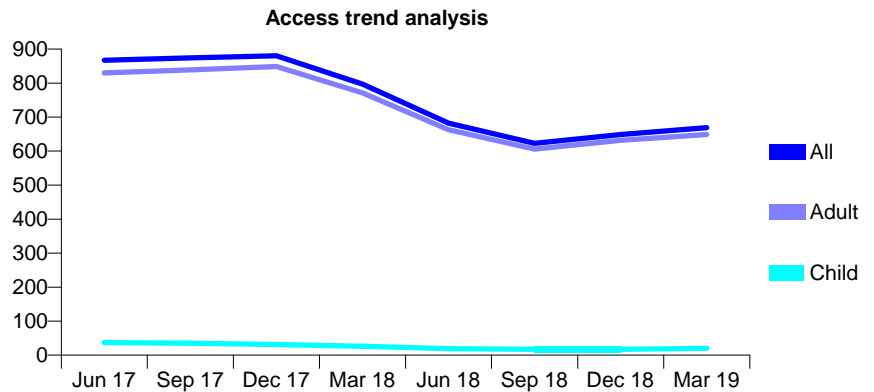
## 7A6 - Vital Signs At a Glance Contract Report for 130389/0002 - Year end March 2019

Name or company name	Aneurin Bevan Health Board
Contract type name	Pilot Contract
Purpose of contract	General
Contract start date	01/06/2007
Contract end date	

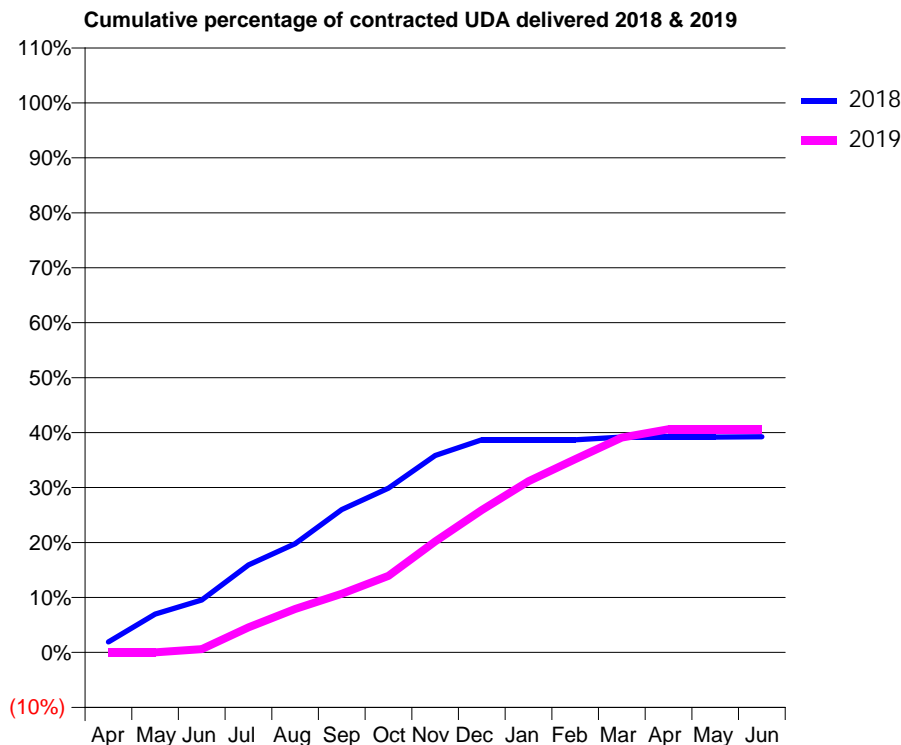
18/19 Contracted general activity (UDA)	3,600
Carry forward general activity (UDA)	0
18/19 Contracted orthodontic activity (UOA)	0
Carry forward orthodontic activity (UOA)	0
Baseline contract value	£149,245.90

### ACCESS\*

Patients seen in 24 months	Total	Change since previous quarter
Quarter ending March 2018	797	
Quarter ending June 2018	682	↓
Quarter ending September 2018	623	↓
Quarter ending December 2018	649	↑
Quarter ending March 2019	669	↑
<b>Variance since March 2018</b>	<b>(16.1%)</b>	<b>↓</b>



### ACTIVITY



Adjusted Scheduled Activity (UDA)		
Month	2018	2019
April	76	0
May	279	0
June	382	22
July	637	165
August	791	284
September	1,040	385
October	1,196	502
November	1,433	727
December	1,548	933
January	1,548	1,122
February	1,548	1,266
March	1,567	1,408
April	1,567	1,462
May	1,567	1,462
June	1,570	1,462

### QUALITY

	Quantity	Base Number	Contract	LHB	Wales
% of FP17s for the same patient ID Re-attending within 3 months - Children	0	20	0.0%	8.4%	10.8%
% of FP17s for the same patient ID Re-attending within 3 months - Adults	34	519	6.6%	14.5%	15.7%
% of FP17s for the same patient ID Re-attending between 3 & 9 months - Children	3	20	15.0%	58.8%	59.7%
% of FP17s for the same patient ID Re-attending between 3 & 9 months - Adults	62	519	11.9%	55.4%	55.5%
% of FP17s for Band 1 Urgent Courses	60	558	10.8%	9.0%	9.0%
% of FP17s Relating to Free Repair or Replacements	0	558	0.0%	0.7%	0.7%
% of FP17s Relating to Continuations	0	558	0.0%	0.6%	0.7%
% of Patients satisfied with the dentistry they have received	1	1	N/A	94.7%	92.4%
% of Patients satisfied with the time they had to wait for an appointment	0	1	N/A	89.2%	87.1%

\* This is based on patients treated on this contract for their most recent course of treatment. Figures in italics indicate the base number of FP17s or Patient Questionnaire responses are less than 100. N/A is shown where the base number of responses is less than 10 during the period. % is calculated as Quantity/Base number\*100

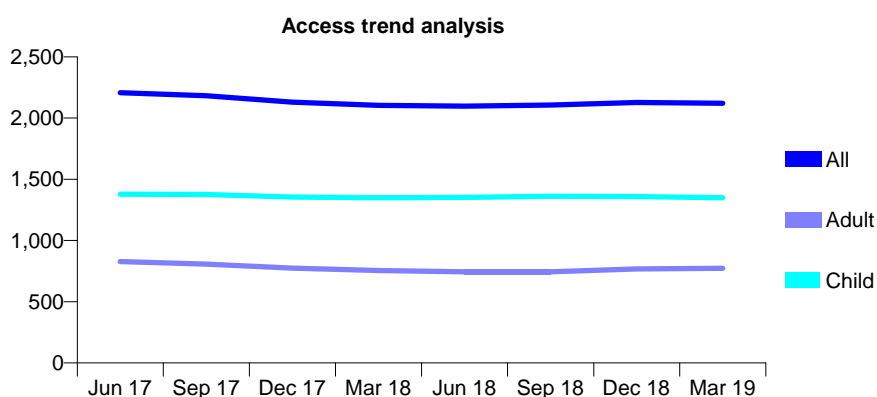
## 7A6 - Vital Signs At a Glance Contract Report for 133248/0001 - Year end March 2019

Name or company name	Hilltop View Ltd
Contract type name	GDS Contract
Purpose of contract	General
Contract start date	01/04/2011
Contract end date	

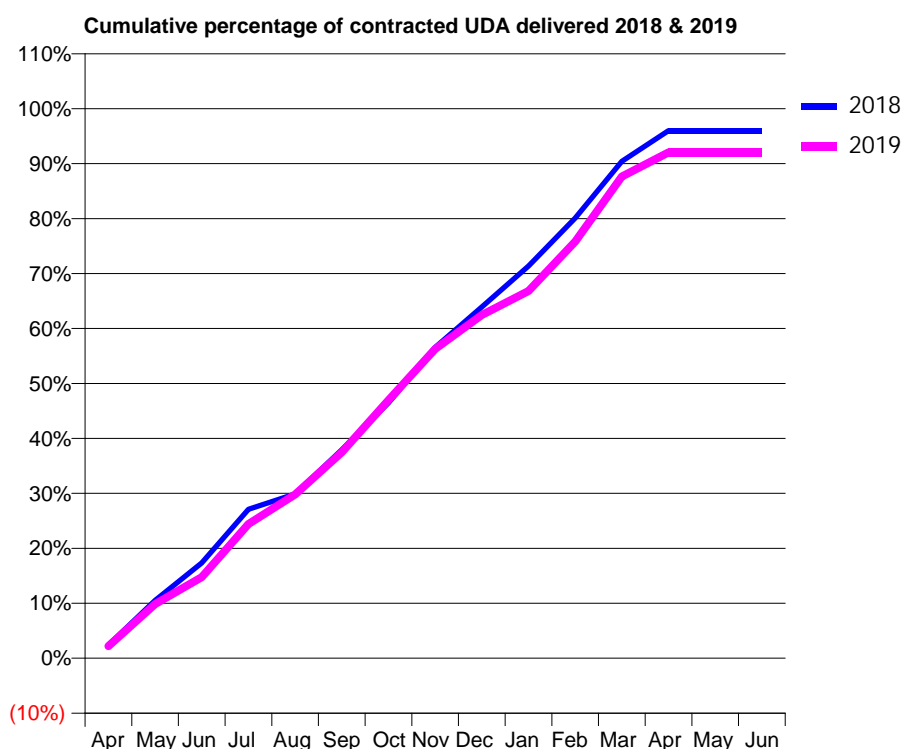
18/19 Contracted general activity (UDA)	5,900
Carry forward general activity (UDA)	233
18/19 Contracted orthodontic activity (UOA)	0
Carry forward orthodontic activity (UOA)	0
Baseline contract value	£156,517.17

### ACCESS\*

Patients seen in 24 months	Total	Change since previous quarter
Quarter ending March 2018	2,104	
Quarter ending June 2018	2,097	→
Quarter ending September 2018	2,106	→
Quarter ending December 2018	2,127	→
Quarter ending March 2019	2,122	→
<b>Variance since March 2018</b>	<b>0.9%</b>	<b>→</b>



### ACTIVITY



Adjusted Scheduled Activity (UDA)		
Month	2018	2019
April	143	129
May	623	582
June	1,024	871
July	1,598	1,441
August	1,764	1,760
September	2,239	2,212
October	2,741	2,772
November	3,338	3,321
December	3,770	3,685
January	4,211	3,943
February	4,725	4,474
March	5,334	5,171
April	5,665	5,430
May	5,665	5,430
June	5,665	5,430

### QUALITY

	Quantity	Base Number	Contract	LHB	Wales
% of FP17s for the same patient ID Re-attending within 3 months - Children	103	1,544	6.7%	8.4%	10.8%
% of FP17s for the same patient ID Re-attending within 3 months - Adults	156	904	17.3%	14.5%	15.7%
% of FP17s for the same patient ID Re-attending between 3 & 9 months - Children	696	1,544	45.1%	58.8%	59.7%
% of FP17s for the same patient ID Re-attending between 3 & 9 months - Adults	394	904	43.6%	55.4%	55.5%
% of FP17s for Band 1 Urgent Courses	176	2,411	7.3%	9.0%	9.0%
% of FP17s Relating to Free Repair or Replacements	0	2,411	0.0%	0.7%	0.7%
% of FP17s Relating to Continuations	30	2,411	1.2%	0.6%	0.7%
% of Patients satisfied with the dentistry they have received	0	0	N/A	94.7%	92.4%
% of Patients satisfied with the time they had to wait for an appointment	0	0	N/A	89.2%	87.1%

\* This is based on patients treated on this contract for their most recent course of treatment.

Figures in italics indicate the base number of FP17s or Patient Questionnaire responses are less than 100. N/A is shown where the base number of responses is less than 10 during the period. % is calculated as Quantity/Base number\*100

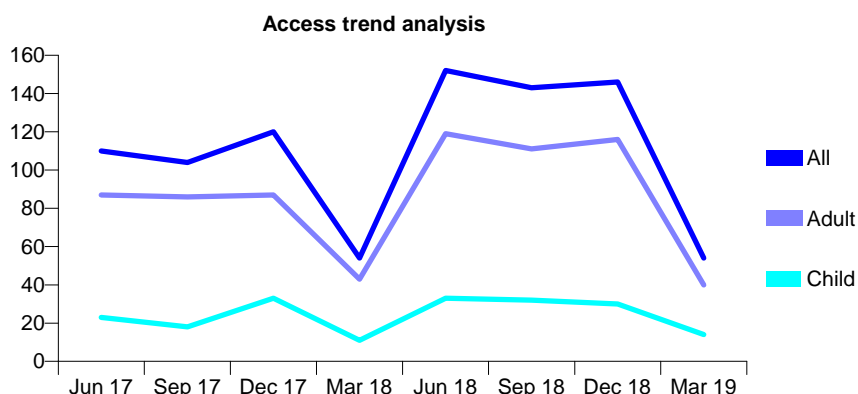
## 7A6 - Vital Signs At a Glance Contract Report for 133523/0002 - Year end March 2019

Name or company name	Gateway OHS Limited
Contract type name	PDS Contract
Purpose of contract	General
Contract start date	01/07/2010
Contract end date	31/03/2020

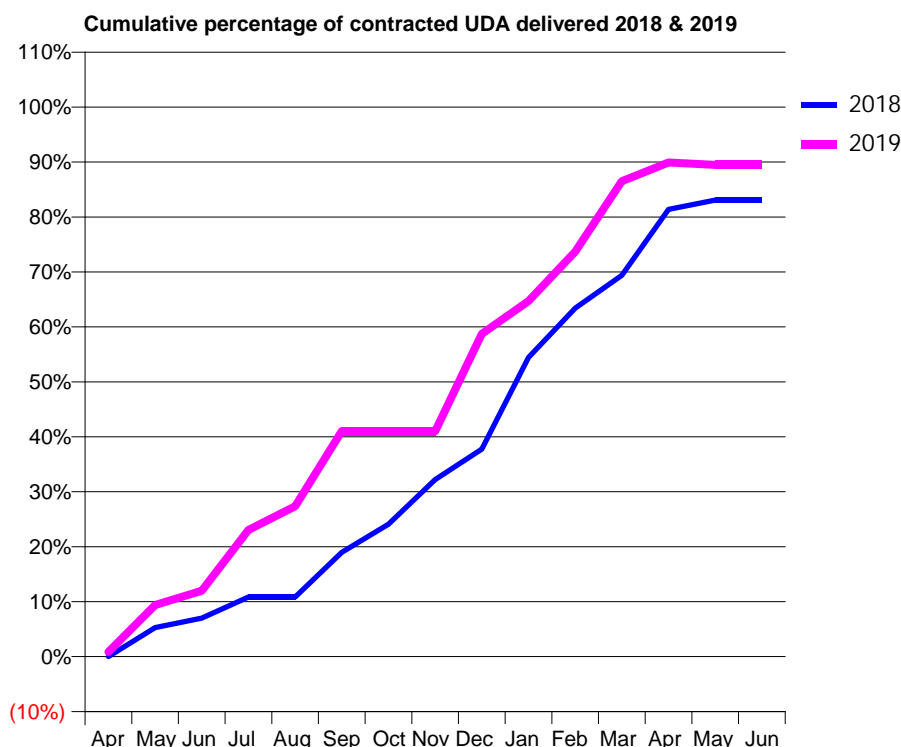
18/19 Contracted general activity (UDA)	702
Carry forward general activity (UDA)	0
18/19 Contracted orthodontic activity (UOA)	0
Carry forward orthodontic activity (UOA)	0
Baseline contract value	£87,179.92

### ACCESS\*

Patients seen in 24 months	Total	Change since previous quarter
Quarter ending March 2018	54	
Quarter ending June 2018	152	↑
Quarter ending September 2018	143	↓
Quarter ending December 2018	146	↑
Quarter ending March 2019	54	↓
<b>Variance since March 2018</b>	<b>0.0%</b>	<b>→</b>



### ACTIVITY



Adjusted Scheduled Activity (UDA)		
Month	2018	2019
April	0	6
May	37	66
June	49	84
July	76	162
August	76	192
September	133	288
October	169	288
November	226	288
December	265	412
January	382	454
February	445	517
March	487	607
April	571	631
May	583	628
June	583	628

### QUALITY

	Quantity	Base Number	Contract	LHB	Wales
% of FP17s for the same patient ID Re-attending within 3 months - Children	1	54	1.9%	8.4%	10.8%
% of FP17s for the same patient ID Re-attending within 3 months - Adults	4	188	2.1%	14.5%	15.7%
% of FP17s for the same patient ID Re-attending between 3 & 9 months - Children	0	54	0.0%	58.8%	59.7%
% of FP17s for the same patient ID Re-attending between 3 & 9 months - Adults	8	188	4.3%	55.4%	55.5%
% of FP17s for Band 1 Urgent Courses	1	217	0.5%	9.0%	9.0%
% of FP17s Relating to Free Repair or Replacements	0	217	0.0%	0.7%	0.7%
% of FP17s Relating to Continuations	2	217	0.9%	0.6%	0.7%
% of Patients satisfied with the dentistry they have received	0	0	N/A	94.7%	92.4%
% of Patients satisfied with the time they had to wait for an appointment	0	0	N/A	89.2%	87.1%

\* This is based on patients treated on this contract for their most recent course of treatment.  
 Figures in *italics* indicate the base number of FP17s or Patient Questionnaire responses are less than 100. N/A is shown where the base number of responses is less than 10 during the period. % is calculated as Quantity/Base number\*100

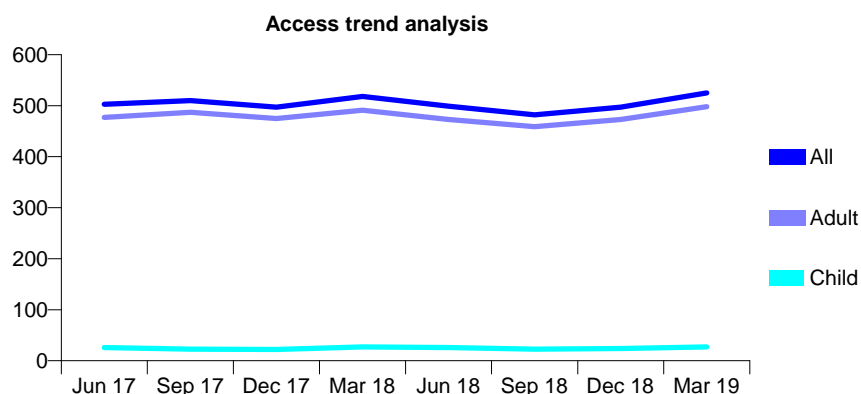
## 7A6 - Vital Signs At a Glance Contract Report for 133523/0007 - Year end March 2019

Name or company name	Gateway OHS Limited
Contract type name	PDS Contract
Purpose of contract	General
Contract start date	01/04/2011
Contract end date	31/03/2019

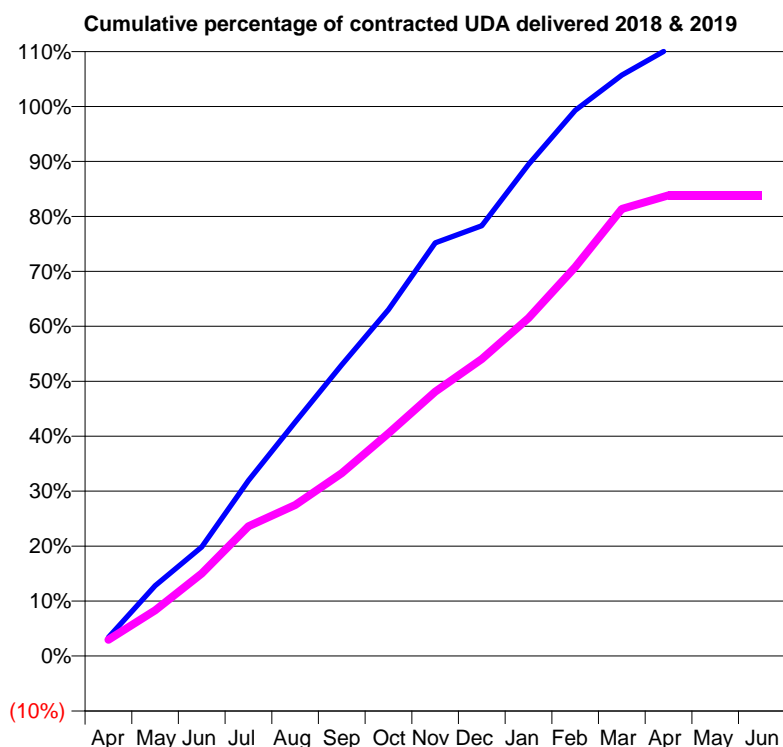
18/19 Contracted general activity (UDA)	677
Carry forward general activity (UDA)	0
18/19 Contracted orthodontic activity (UOA)	0
Carry forward orthodontic activity (UOA)	0
Baseline contract value	£26,086.06

### ACCESS\*

Patients seen in 24 months	Total	Change since previous quarter
Quarter ending March 2018	518	
Quarter ending June 2018	499	↓
Quarter ending September 2018	482	↓
Quarter ending December 2018	497	↑
Quarter ending March 2019	525	↑
<b>Variance since March 2018</b>	<b>1.4%</b>	<b>→</b>



### ACTIVITY



Adjusted Scheduled Activity (UDA)		
Month	2018	2019
April	19	20
May	72	56
June	112	102
July	179	160
August	239	186
September	298	225
October	354	274
November	422	326
December	440	366
January	503	416
February	558	479
March	594	551
April	621	568
May	621	568
June	621	568

### QUALITY

	Quantity	Base Number	Contract	LHB	Wales
% of FP17s for the same patient ID Re-attending within 3 months - Children	1	28	3.6%	8.4%	10.8%
% of FP17s for the same patient ID Re-attending within 3 months - Adults	16	454	3.5%	14.5%	15.7%
% of FP17s for the same patient ID Re-attending between 3 & 9 months - Children	0	28	0.0%	58.8%	59.7%
% of FP17s for the same patient ID Re-attending between 3 & 9 months - Adults	14	454	3.1%	55.4%	55.5%
% of FP17s for Band 1 Urgent Courses	453	473	95.8%	9.0%	9.0%
% of FP17s Relating to Free Repair or Replacements	0	473	0.0%	0.7%	0.7%
% of FP17s Relating to Continuations	0	473	0.0%	0.6%	0.7%
% of Patients satisfied with the dentistry they have received	0	0	N/A	94.7%	92.4%
% of Patients satisfied with the time they had to wait for an appointment	0	0	N/A	89.2%	87.1%

\* This is based on patients treated on this contract for their most recent course of treatment.

Figures in italics indicate the base number of FP17s or Patient Questionnaire responses are less than 100. N/A is shown where the base number of responses is less than 10 during the period. % is calculated as Quantity/Base number\*100

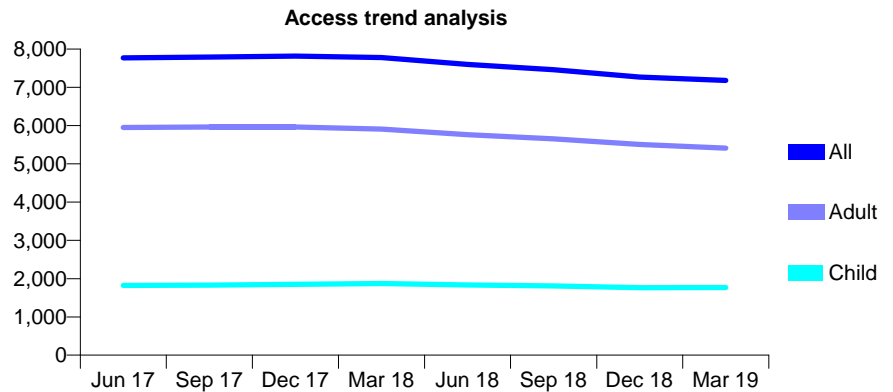
## 7A6 - Vital Signs At a Glance Contract Report for 133523/0008 - Year end March 2019

Name or company name	Gateway OHS Limited
Contract type name	Pilot Contract
Purpose of contract	General
Contract start date	01/04/2015
Contract end date	

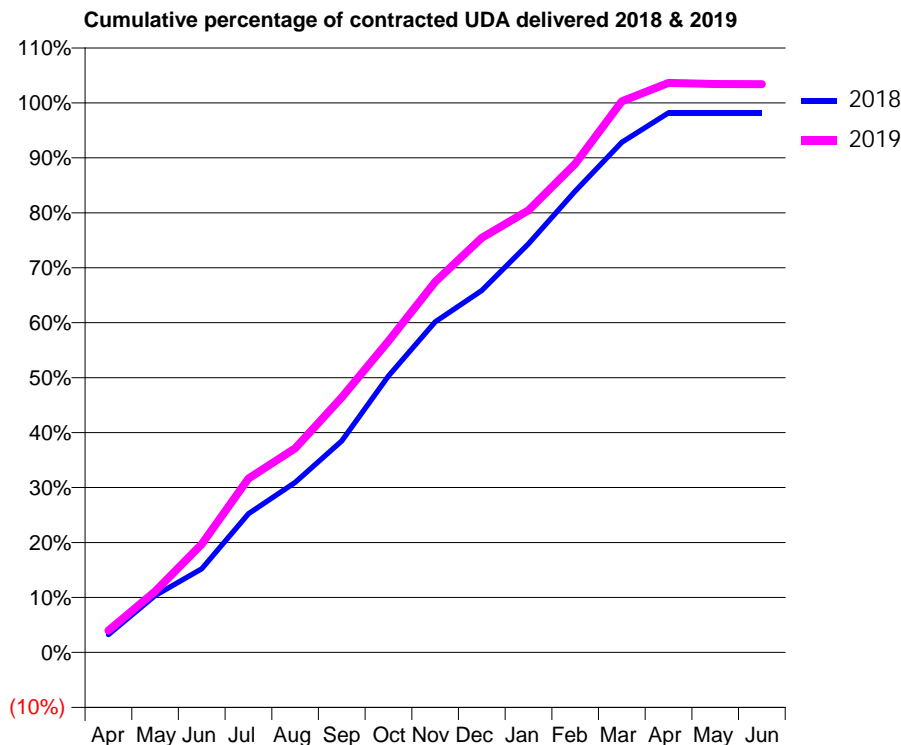
18/19 Contracted general activity (UDA)	20,225
Carry forward general activity (UDA)	265
18/19 Contracted orthodontic activity (UOA)	0
Carry forward orthodontic activity (UOA)	0
Baseline contract value	£593,843.19

### ACCESS\*

Patients seen in 24 months	Total	Change since previous quarter
Quarter ending March 2018	7,779	
Quarter ending June 2018	7,598	↓
Quarter ending September 2018	7,463	↓
Quarter ending December 2018	7,268	↓
Quarter ending March 2019	7,179	↓
<b>Variance since March 2018</b>	<b>(7.7%)</b>	<b>↓</b>



### ACTIVITY



Adjusted Scheduled Activity (UDA)		
Month	2018	2019
April	662	802
May	2,095	2,250
June	3,079	3,987
July	5,109	6,398
August	6,260	7,509
September	7,783	9,386
October	10,178	11,460
November	12,164	13,638
December	13,322	15,256
January	15,040	16,272
February	16,978	17,985
March	18,776	20,282
April	19,858	20,959
May	19,862	20,915
June	19,861	20,910

### QUALITY

	Quantity	Base Number	Contract	LHB	Wales
% of FP17s for the same patient ID Re-attending within 3 months - Children	178	2,554	7.0%	8.4%	10.8%
% of FP17s for the same patient ID Re-attending within 3 months - Adults	1,167	8,190	14.2%	14.5%	15.7%
% of FP17s for the same patient ID Re-attending between 3 & 9 months - Children	1,261	2,554	49.4%	58.8%	59.7%
% of FP17s for the same patient ID Re-attending between 3 & 9 months - Adults	4,453	8,190	54.4%	55.4%	55.5%
% of FP17s for Band 1 Urgent Courses	1,049	10,507	10.0%	9.0%	9.0%
% of FP17s Relating to Free Repair or Replacements	119	10,507	1.1%	0.7%	0.7%
% of FP17s Relating to Continuations	19	10,507	0.2%	0.6%	0.7%
% of Patients satisfied with the dentistry they have received	17	18	94.4%	94.7%	92.4%
% of Patients satisfied with the time they had to wait for an appointment	18	18	100.0%	89.2%	87.1%

\* This is based on patients treated on this contract for their most recent course of treatment. Figures in italics indicate the base number of FP17s or Patient Questionnaire responses are less than 100. N/A is shown where the base number of responses is less than 10 during the period. % is calculated as Quantity/Base number\*100



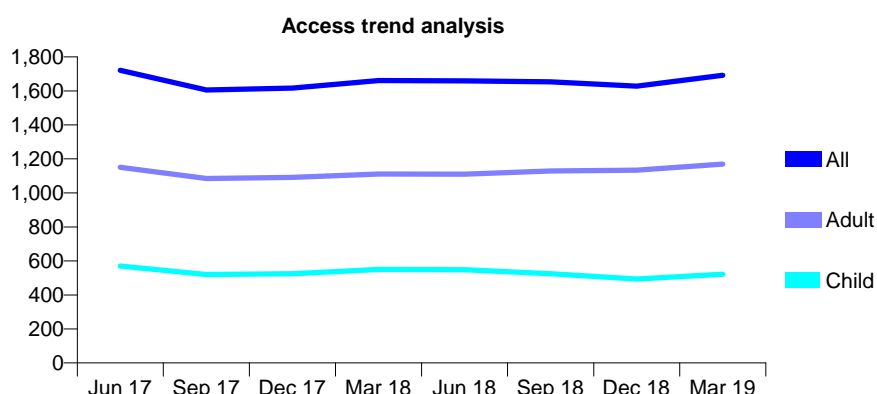
## 7A6 - Vital Signs At a Glance Contract Report for 140309/0001 - Year end March 2019

Name or company name	A & M Jones Healthcare Ltd
Contract type name	GDS Contract
Purpose of contract	General
Contract start date	01/03/2012
Contract end date	

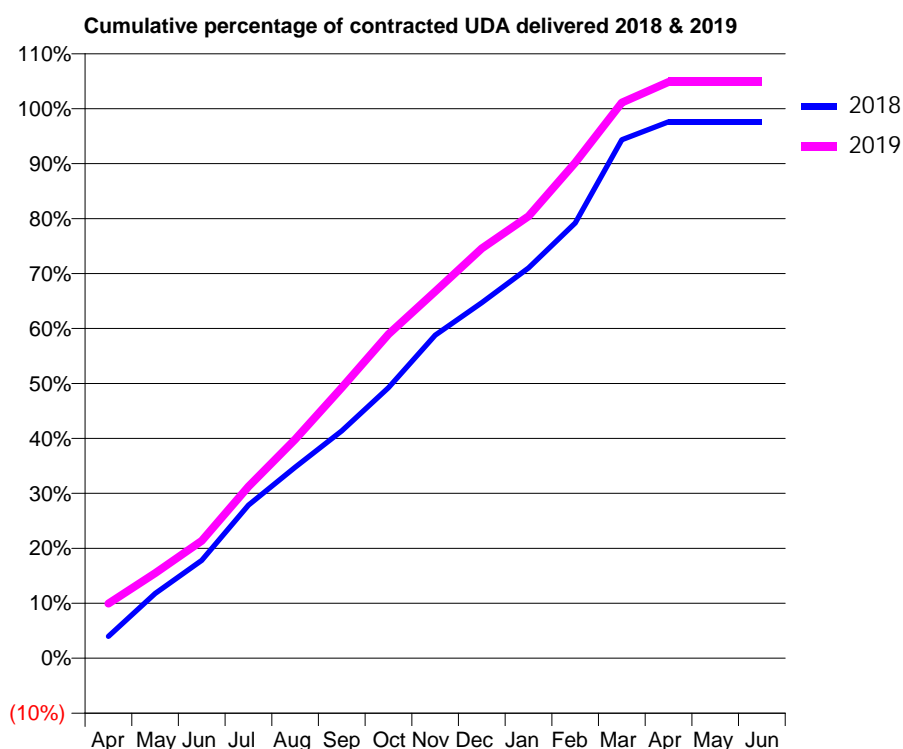
18/19 Contracted general activity (UDA)	6,254
Carry forward general activity (UDA)	-256
18/19 Contracted orthodontic activity (UOA)	0
Carry forward orthodontic activity (UOA)	0
Baseline contract value	£214,295.57

### ACCESS\*

Patients seen in 24 months	Total	Change since previous quarter
Quarter ending March 2018	1,661	
Quarter ending June 2018	1,659	→
Quarter ending September 2018	1,653	→
Quarter ending December 2018	1,628	↓
Quarter ending March 2019	1,691	↑
<b>Variance since March 2018</b>	<b>1.8%</b>	<b>→</b>



### ACTIVITY



Adjusted Scheduled Activity (UDA)		
Month	2018	2019
April	250	623
May	737	967
June	1,114	1,337
July	1,743	1,954
August	2,174	2,492
September	2,587	3,079
October	3,078	3,687
November	3,677	4,175
December	4,046	4,664
January	4,442	5,030
February	4,954	5,640
March	5,899	6,323
April	6,103	6,557
May	6,104	6,557
June	6,104	6,557

### QUALITY

	Quantity	Base Number	Contract	LHB	Wales
% of FP17s for the same patient ID Re-attending within 3 months - Children	25	819	3.1%	8.4%	10.8%
% of FP17s for the same patient ID Re-attending within 3 months - Adults	142	1,671	8.5%	14.5%	15.7%
% of FP17s for the same patient ID Re-attending between 3 & 9 months - Children	402	819	49.1%	58.8%	59.7%
% of FP17s for the same patient ID Re-attending between 3 & 9 months - Adults	692	1,671	41.4%	55.4%	55.5%
% of FP17s for Band 1 Urgent Courses	199	2,510	7.9%	9.0%	9.0%
% of FP17s Relating to Free Repair or Replacements	21	2,510	0.8%	0.7%	0.7%
% of FP17s Relating to Continuations	11	2,510	0.4%	0.6%	0.7%
% of Patients satisfied with the dentistry they have received	3	3	N/A	94.7%	92.4%
% of Patients satisfied with the time they had to wait for an appointment	3	3	N/A	89.2%	87.1%

\* This is based on patients treated on this contract for their most recent course of treatment. Figures in italics indicate the base number of FP17s or Patient Questionnaire responses are less than 100. N/A is shown where the base number of responses is less than 10 during the period. % is calculated as Quantity/Base number\*100

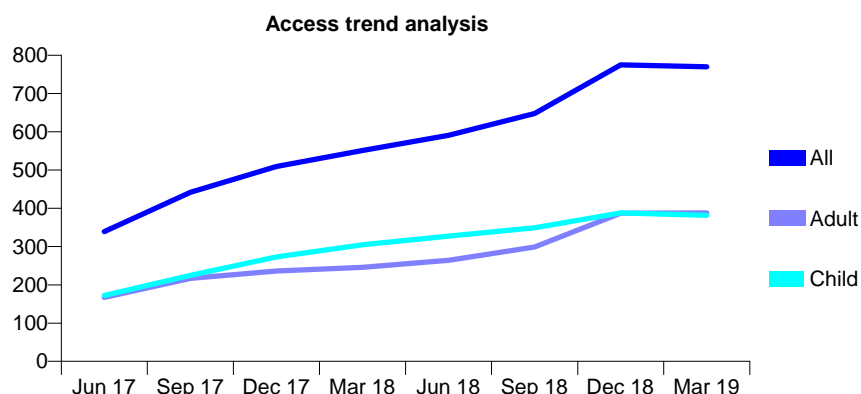
## 7A6 - Vital Signs At a Glance Contract Report for 140309/0002 - Year end March 2019

Name or company name	N D Solutions Limited
Contract type name	GDS Contract
Purpose of contract	General
Contract start date	01/03/2012
Contract end date	

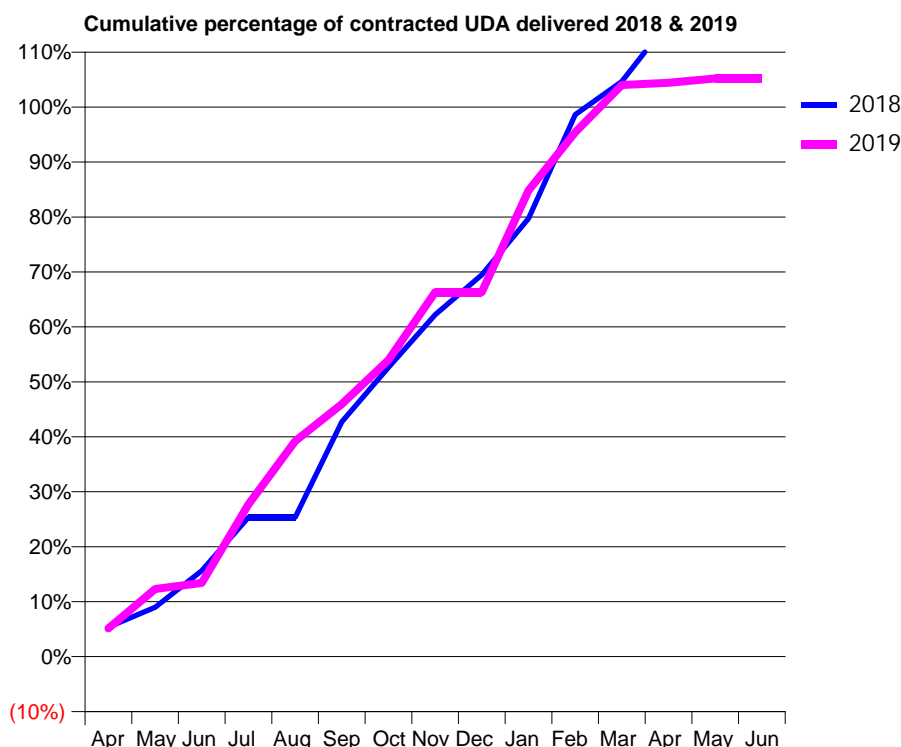
18/19 Contracted general activity (UDA)	2,014
Carry forward general activity (UDA)	-68
18/19 Contracted orthodontic activity (UOA)	0
Carry forward orthodontic activity (UOA)	0
Baseline contract value	£48,298.56

### ACCESS\*

Patients seen in 24 months	Total	Change since previous quarter
Quarter ending March 2018	551	
Quarter ending June 2018	591	↑
Quarter ending September 2018	648	↑
Quarter ending December 2018	775	↑
Quarter ending March 2019	770	→
<b>Variance since March 2018</b>	<b>39.7%</b>	<b>↑</b>



### ACTIVITY



Adjusted Scheduled Activity (UDA)		
Month	2018	2019
April	73	103
May	123	248
June	213	270
July	346	558
August	346	790
September	583	925
October	718	1,087
November	849	1,336
December	948	1,336
January	1,088	1,709
February	1,345	1,922
March	1,428	2,095
April	1,576	2,103
May	1,576	2,119
June	1,576	2,119

### QUALITY

	Quantity	Base Number	Contract	LHB	Wales
% of FP17s for the same patient ID Re-attending within 3 months - Children	54	635	8.5%	8.4%	10.8%
% of FP17s for the same patient ID Re-attending within 3 months - Adults	71	547	13.0%	14.5%	15.7%
% of FP17s for the same patient ID Re-attending between 3 & 9 months - Children	405	635	63.8%	58.8%	59.7%
% of FP17s for the same patient ID Re-attending between 3 & 9 months - Adults	253	547	46.3%	55.4%	55.5%
% of FP17s for Band 1 Urgent Courses	61	1,134	5.4%	9.0%	9.0%
% of FP17s Relating to Free Repair or Replacements	2	1,134	0.2%	0.7%	0.7%
% of FP17s Relating to Continuations	12	1,134	1.1%	0.6%	0.7%
% of Patients satisfied with the dentistry they have received	5	5	N/A	94.7%	92.4%
% of Patients satisfied with the time they had to wait for an appointment	5	5	N/A	89.2%	87.1%

\* This is based on patients treated on this contract for their most recent course of treatment.  
 Figures in *italics* indicate the base number of FP17s or Patient Questionnaire responses are less than 100. N/A is shown where the base number of responses is less than 10 during the period. % is calculated as Quantity/Base number\*100

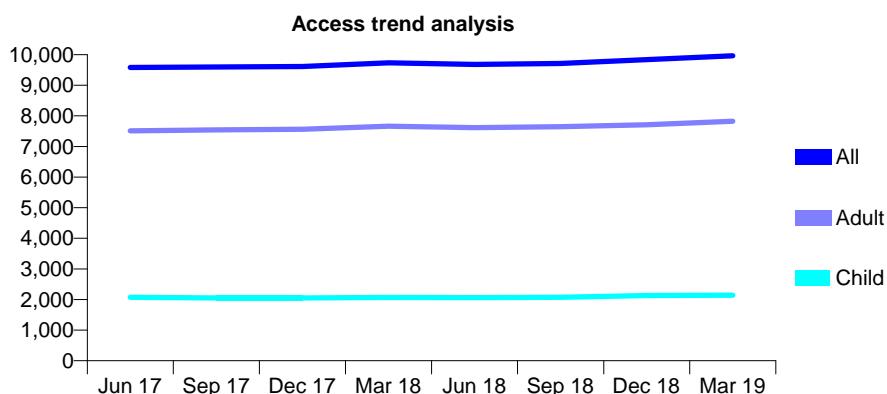
## 7A6 - Vital Signs At a Glance Contract Report for 142638/0001 - Year end March 2019

Name or company name	The Goodwin Partnership Limited
Contract type name	GDS Contract
Purpose of contract	General
Contract start date	01/04/2009
Contract end date	

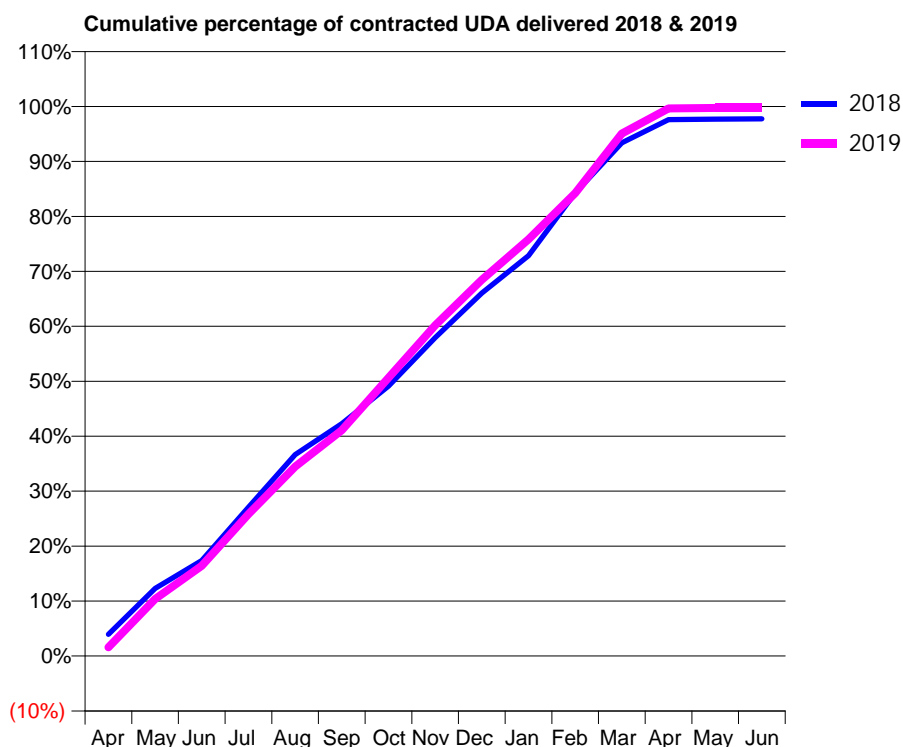
18/19 Contracted general activity (UDA)	26,856
Carry forward general activity (UDA)	559
18/19 Contracted orthodontic activity (UOA)	0
Carry forward orthodontic activity (UOA)	0
Baseline contract value	£691,499.18

### ACCESS\*

Patients seen in 24 months	Total	Change since previous quarter
Quarter ending March 2018	9,733	
Quarter ending June 2018	9,679	→
Quarter ending September 2018	9,716	→
Quarter ending December 2018	9,838	→
Quarter ending March 2019	9,963	→
<b>Variance since March 2018</b>	<b>2.4%</b>	<b>↑</b>



### ACTIVITY



Adjusted Scheduled Activity (UDA)		
Month	2018	2019
April	1,060	424
May	3,309	2,785
June	4,661	4,406
July	7,270	6,935
August	9,845	9,260
September	11,353	11,027
October	13,191	13,599
November	15,560	16,168
December	17,738	18,383
January	19,565	20,363
February	22,631	22,625
March	25,076	25,531
April	26,217	26,765
May	26,233	26,780
June	26,246	26,780

### QUALITY

	Quantity	Base Number	Contract	LHB	Wales
% of FP17s for the same patient ID Re-attending within 3 months - Children	216	2,997	7.2%	8.4%	10.8%
% of FP17s for the same patient ID Re-attending within 3 months - Adults	1,616	11,984	13.5%	14.5%	15.7%
% of FP17s for the same patient ID Re-attending between 3 & 9 months - Children	1,482	2,997	49.4%	58.8%	59.7%
% of FP17s for the same patient ID Re-attending between 3 & 9 months - Adults	6,612	11,984	55.2%	55.4%	55.5%
% of FP17s for Band 1 Urgent Courses	1,024	15,024	6.8%	9.0%	9.0%
% of FP17s Relating to Free Repair or Replacements	105	15,024	0.7%	0.7%	0.7%
% of FP17s Relating to Continuations	84	15,024	0.6%	0.6%	0.7%
% of Patients satisfied with the dentistry they have received	18	18	100.0%	94.7%	92.4%
% of Patients satisfied with the time they had to wait for an appointment	17	18	94.4%	89.2%	87.1%

\* This is based on patients treated on this contract for their most recent course of treatment.

Figures in italics indicate the base number of FP17s or Patient Questionnaire responses are less than 100. N/A is shown where the base number of responses is less than 10 during the period. % is calculated as Quantity/Base number\*100

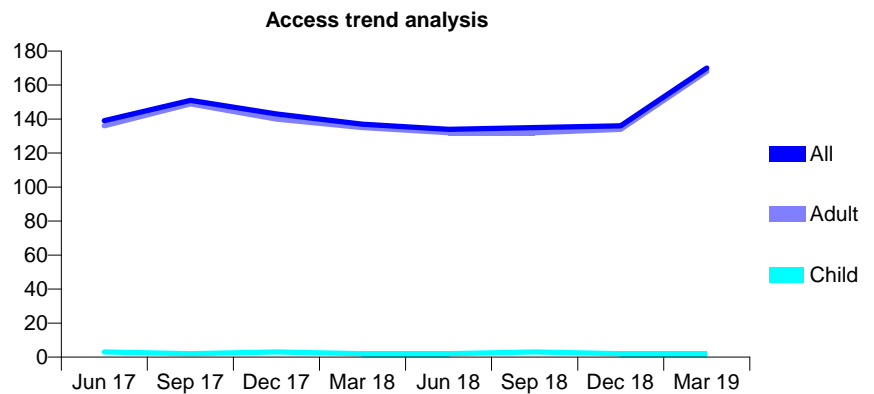
## 7A6 - Vital Signs At a Glance Contract Report for 142638/0002 - Year end March 2019

Name or company name	The Goodwin Partnership Limited
Contract type name	GDS Contract
Purpose of contract	General
Contract start date	01/04/2009
Contract end date	

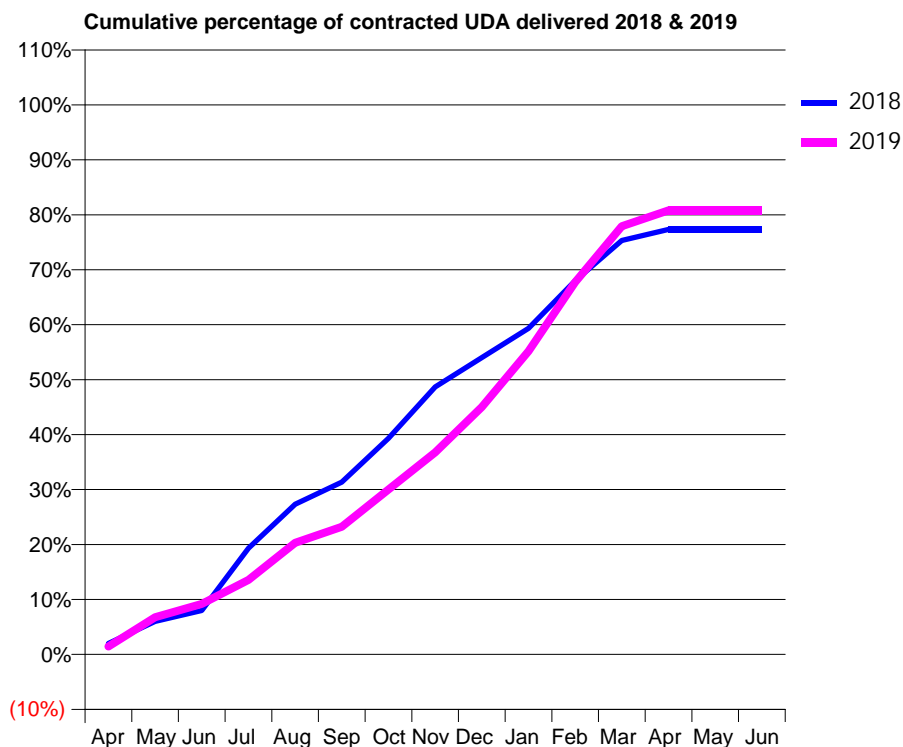
18/19 Contracted general activity (UDA)	248
Carry forward general activity (UDA)	0
18/19 Contracted orthodontic activity (UOA)	0
Carry forward orthodontic activity (UOA)	0
Baseline contract value	£14,702.87

### ACCESS\*

Patients seen in 24 months	Total	Change since previous quarter
Quarter ending March 2018	137	
Quarter ending June 2018	134	↓
Quarter ending September 2018	135	→
Quarter ending December 2018	136	→
Quarter ending March 2019	170	↑
<b>Variance since March 2018</b>	<b>24.1%</b>	<b>↑</b>



### ACTIVITY



Adjusted Scheduled Activity (UDA)		
Month	2018	2019
April	4	4
May	11	17
June	14	23
July	35	34
August	49	50
September	56	58
October	71	74
November	88	91
December	97	112
January	107	137
February	122	168
March	136	193
April	139	200
May	139	200
June	139	200

### QUALITY

	Quantity	Base Number	Contract	LHB	Wales
% of FP17s for the same patient ID Re-attending within 3 months - Children	0	4	0.0%	8.4%	10.8%
% of FP17s for the same patient ID Re-attending within 3 months - Adults	5	160	3.1%	14.5%	15.7%
% of FP17s for the same patient ID Re-attending between 3 & 9 months - Children	0	4	0.0%	58.8%	59.7%
% of FP17s for the same patient ID Re-attending between 3 & 9 months - Adults	0	160	0.0%	55.4%	55.5%
% of FP17s for Band 1 Urgent Courses	167	167	100.0%	9.0%	9.0%
% of FP17s Relating to Free Repair or Replacements	0	167	0.0%	0.7%	0.7%
% of FP17s Relating to Continuations	0	167	0.0%	0.6%	0.7%
% of Patients satisfied with the dentistry they have received	0	0	N/A	94.7%	92.4%
% of Patients satisfied with the time they had to wait for an appointment	0	0	N/A	89.2%	87.1%

\* This is based on patients treated on this contract for their most recent course of treatment. Figures in italics indicate the base number of FP17s or Patient Questionnaire responses are less than 100. N/A is shown where the base number of responses is less than 10 during the period. % is calculated as Quantity/Base number\*100

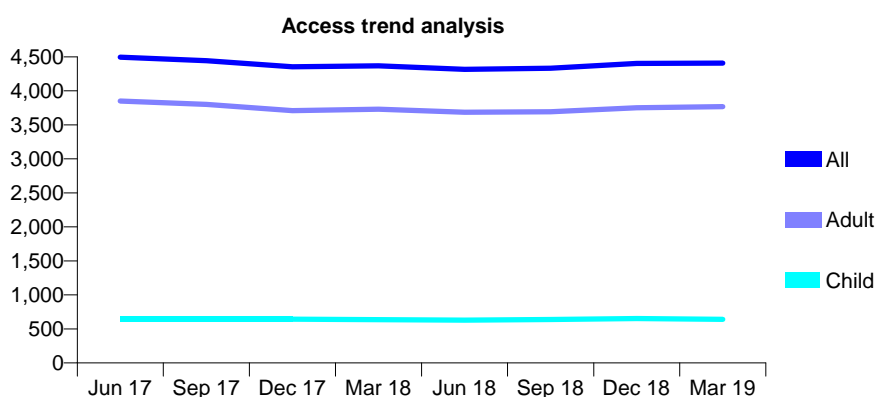
## 7A6 - Vital Signs At a Glance Contract Report for 144096/0001 - Year end March 2019

Name or company name	Dalegrade Ltd
Contract type name	GDS Contract
Purpose of contract	General
Contract start date	01/04/2010
Contract end date	

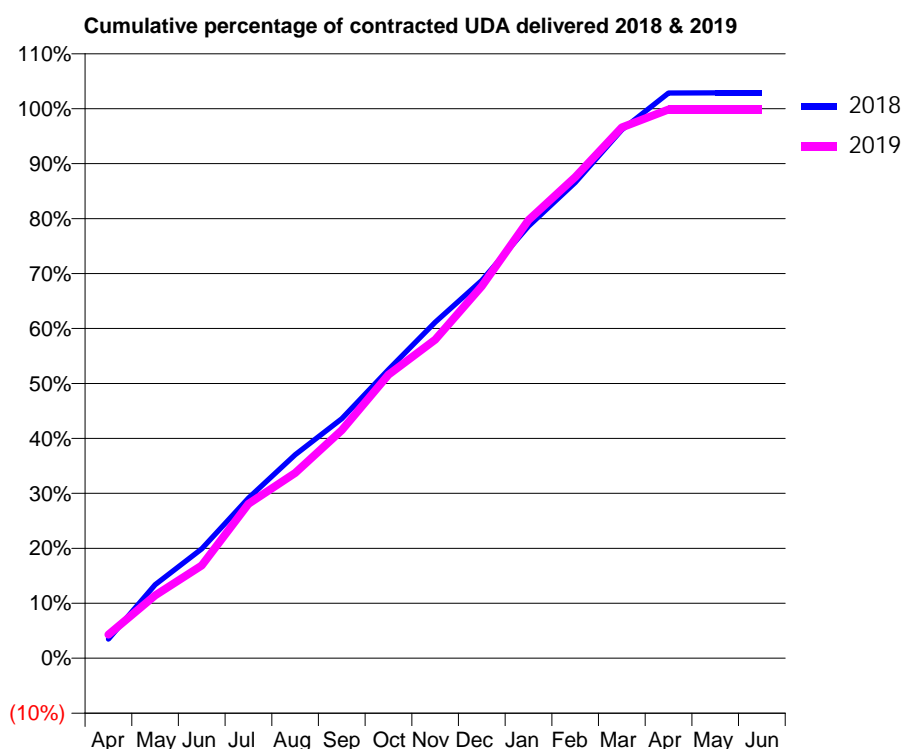
18/19 Contracted general activity (UDA)	13,320
Carry forward general activity (UDA)	-395
18/19 Contracted orthodontic activity (UOA)	0
Carry forward orthodontic activity (UOA)	0
Baseline contract value	£407,269.88

### ACCESS\*

Patients seen in 24 months	Total	Change since previous quarter
Quarter ending March 2018	4,367	
Quarter ending June 2018	4,316	↓
Quarter ending September 2018	4,333	→
Quarter ending December 2018	4,402	→
Quarter ending March 2019	4,408	→
<b>Variance since March 2018</b>	<b>0.9%</b>	<b>→</b>



### ACTIVITY



Adjusted Scheduled Activity (UDA)		
Month	2018	2019
April	463	572
May	1,783	1,523
June	2,652	2,248
July	3,879	3,742
August	4,932	4,490
September	5,807	5,526
October	6,996	6,875
November	8,143	7,719
December	9,156	9,017
January	10,472	10,621
February	11,532	11,665
March	12,807	12,867
April	13,702	13,301
May	13,704	13,301
June	13,704	13,301

### QUALITY

	Quantity	Base Number	Contract	LHB	Wales
% of FP17s for the same patient ID Re-attending within 3 months - Children	66	949	7.0%	8.4%	10.8%
% of FP17s for the same patient ID Re-attending within 3 months - Adults	1,072	5,972	18.0%	14.5%	15.7%
% of FP17s for the same patient ID Re-attending between 3 & 9 months - Children	551	949	58.1%	58.8%	59.7%
% of FP17s for the same patient ID Re-attending between 3 & 9 months - Adults	3,114	5,972	52.1%	55.4%	55.5%
% of FP17s for Band 1 Urgent Courses	825	6,671	12.4%	9.0%	9.0%
% of FP17s Relating to Free Repair or Replacements	35	6,671	0.5%	0.7%	0.7%
% of FP17s Relating to Continuations	80	6,671	1.2%	0.6%	0.7%
% of Patients satisfied with the dentistry they have received	21	22	95.5%	94.7%	92.4%
% of Patients satisfied with the time they had to wait for an appointment	19	22	86.4%	89.2%	87.1%

\* This is based on patients treated on this contract for their most recent course of treatment. Figures in italics indicate the base number of FP17s or Patient Questionnaire responses are less than 100. N/A is shown where the base number of responses is less than 10 during the period. % is calculated as Quantity/Base number\*100

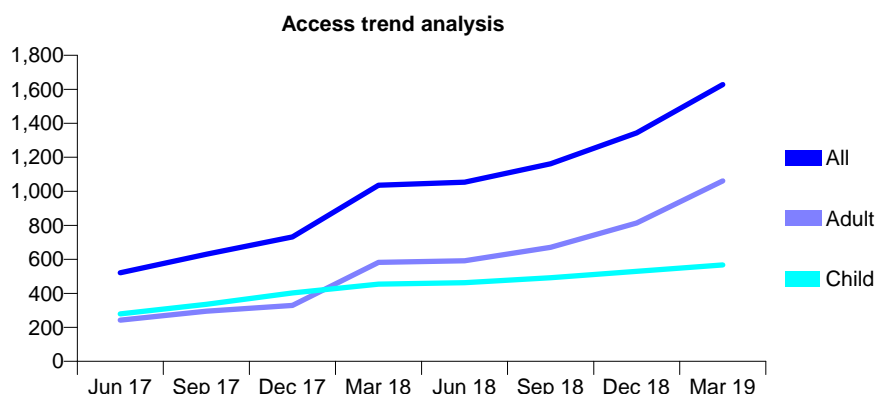
## 7A6 - Vital Signs At a Glance Contract Report for 144363/0001 - Year end March 2019

Name or company name	Harj Consultancy Ltd
Contract type name	GDS Contract
Purpose of contract	General
Contract start date	01/10/2015
Contract end date	

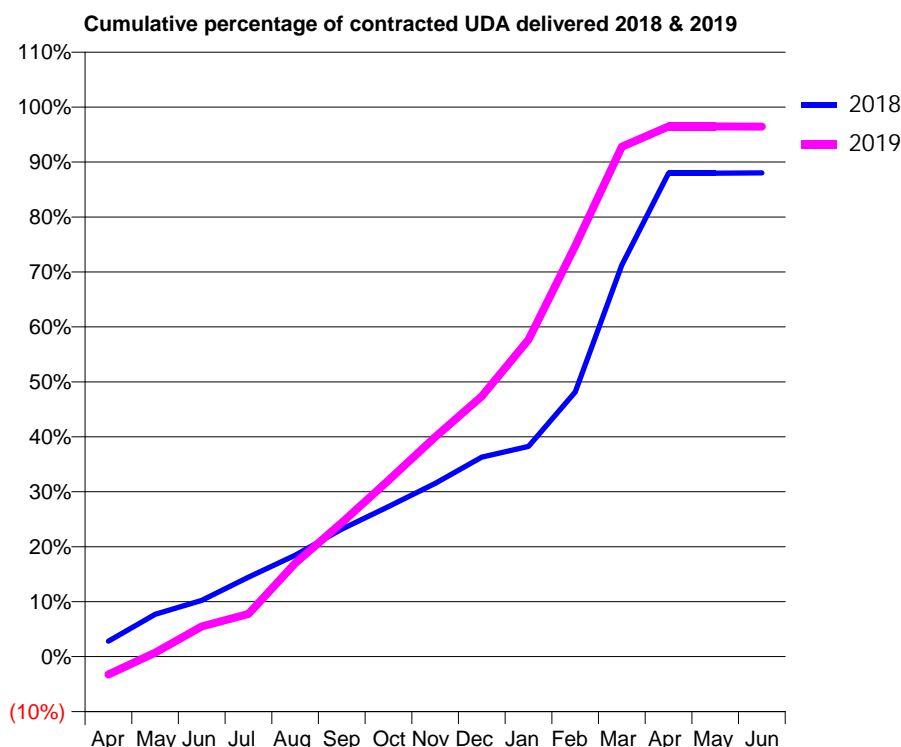
18/19 Contracted general activity (UDA)	4,811
Carry forward general activity (UDA)	223
18/19 Contracted orthodontic activity (UOA)	0
Carry forward orthodontic activity (UOA)	0
Baseline contract value	£120,840.87

### ACCESS\*

Patients seen in 24 months	Total	Change since previous quarter
Quarter ending March 2018	1,036	
Quarter ending June 2018	1,054	→
Quarter ending September 2018	1,162	↑
Quarter ending December 2018	1,344	↑
Quarter ending March 2019	1,628	↑
<b>Variance since March 2018</b>	<b>57.1%</b>	<b>↑</b>



### ACTIVITY



Adjusted Scheduled Activity (UDA)		
Month	2018	2019
April	105	-157
May	286	34
June	381	265
July	538	374
August	686	818
September	862	1,173
October	1,015	1,544
November	1,172	1,924
December	1,349	2,280
January	1,422	2,774
February	1,790	3,595
March	2,648	4,462
April	3,269	4,642
May	3,269	4,641
June	3,272	4,640

### QUALITY

	Quantity	Base Number	Contract	LHB	Wales
% of FP17s for the same patient ID Re-attending within 3 months - Children	80	862	9.3%	8.4%	10.8%
% of FP17s for the same patient ID Re-attending within 3 months - Adults	153	1,293	11.8%	14.5%	15.7%
% of FP17s for the same patient ID Re-attending between 3 & 9 months - Children	472	862	54.8%	58.8%	59.7%
% of FP17s for the same patient ID Re-attending between 3 & 9 months - Adults	421	1,293	32.6%	55.4%	55.5%
% of FP17s for Band 1 Urgent Courses	91	2,023	4.5%	9.0%	9.0%
% of FP17s Relating to Free Repair or Replacements	4	2,023	0.2%	0.7%	0.7%
% of FP17s Relating to Continuations	3	2,023	0.1%	0.6%	0.7%
% of Patients satisfied with the dentistry they have received	6	6	N/A	94.7%	92.4%
% of Patients satisfied with the time they had to wait for an appointment	6	6	N/A	89.2%	87.1%

\* This is based on patients treated on this contract for their most recent course of treatment.  
 Figures in *italics* indicate the base number of FP17s or Patient Questionnaire responses are less than 100. N/A is shown where the base number of responses is less than 10 during the period. % is calculated as Quantity/Base number\*100

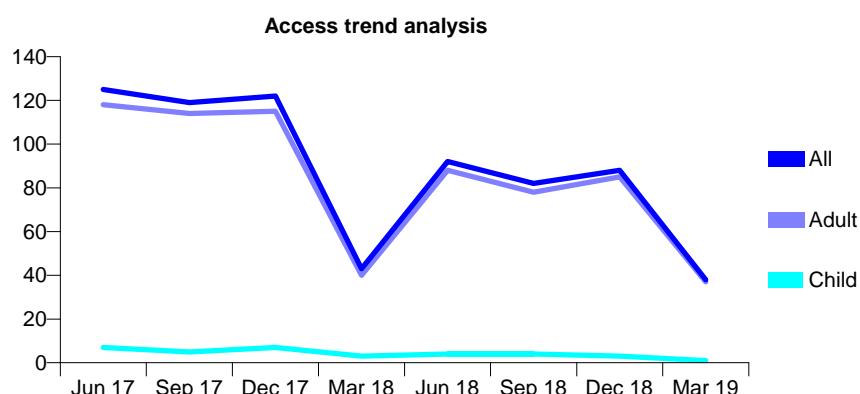
## 7A6 - Vital Signs At a Glance Contract Report for 146048/0001 - Year end March 2019

Name or company name	Kensington Court Anaesthetic Clinic
Contract type name	PDS Contract
Purpose of contract	General
Contract start date	01/04/2006
Contract end date	31/03/2020

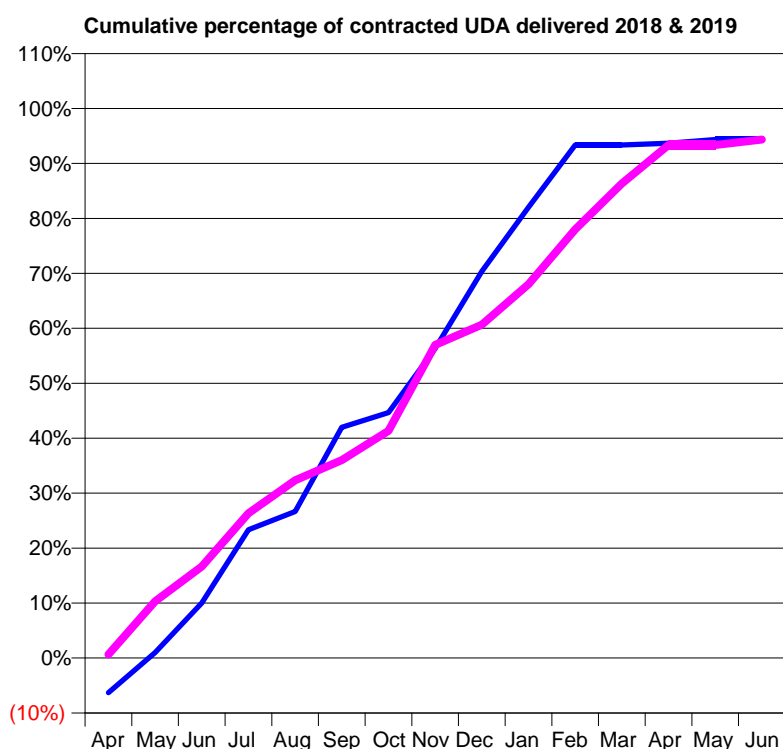
18/19 Contracted general activity (UDA)	300
Carry forward general activity (UDA)	17
18/19 Contracted orthodontic activity (UOA)	0
Carry forward orthodontic activity (UOA)	0
Baseline contract value	£24,030.71

### ACCESS\*

Patients seen in 24 months	Total	Change since previous quarter
Quarter ending March 2018	43	
Quarter ending June 2018	92	↑
Quarter ending September 2018	82	↓
Quarter ending December 2018	88	↑
Quarter ending March 2019	38	↓
<b>Variance since March 2018</b>	<b>(11.6%)</b>	<b>↓</b>



### ACTIVITY



Adjusted Scheduled Activity (UDA)		
Month	2018	2019
April	-19	2
May	3	31
June	30	50
July	70	79
August	80	97
September	126	108
October	134	124
November	169	171
December	211	182
January	246	204
February	280	234
March	280	259
April	281	280
May	283	280
June	283	283

### QUALITY

	Quantity	Base Number	Contract	LHB	Wales
% of FP17s for the same patient ID Re-attending within 3 months - Children	1	5	20.0%	8.4%	10.8%
% of FP17s for the same patient ID Re-attending within 3 months - Adults	14	105	13.3%	14.5%	15.7%
% of FP17s for the same patient ID Re-attending between 3 & 9 months - Children	0	5	0.0%	58.8%	59.7%
% of FP17s for the same patient ID Re-attending between 3 & 9 months - Adults	9	105	8.6%	55.4%	55.5%
% of FP17s for Band 1 Urgent Courses	0	115	0.0%	9.0%	9.0%
% of FP17s Relating to Free Repair or Replacements	0	115	0.0%	0.7%	0.7%
% of FP17s Relating to Continuations	0	115	0.0%	0.6%	0.7%
% of Patients satisfied with the dentistry they have received	0	0	N/A	94.7%	92.4%
% of Patients satisfied with the time they had to wait for an appointment	0	0	N/A	89.2%	87.1%

\* This is based on patients treated on this contract for their most recent course of treatment.

Figures in italics indicate the base number of FP17s or Patient Questionnaire responses are less than 100. N/A is shown where the base number of responses is less than 10 during the period. % is calculated as Quantity/Base number\*100



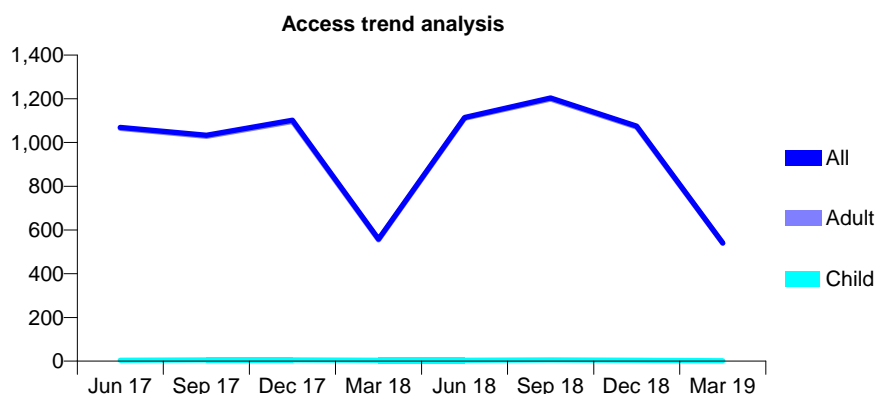
## 7A6 - Vital Signs At a Glance Contract Report for 146048/0004 - Year end March 2019

Name or company name	Kensington Court Anaesthetic Clinic
Contract type name	PDS Contract
Purpose of contract	General
Contract start date	01/04/2014
Contract end date	31/03/2020

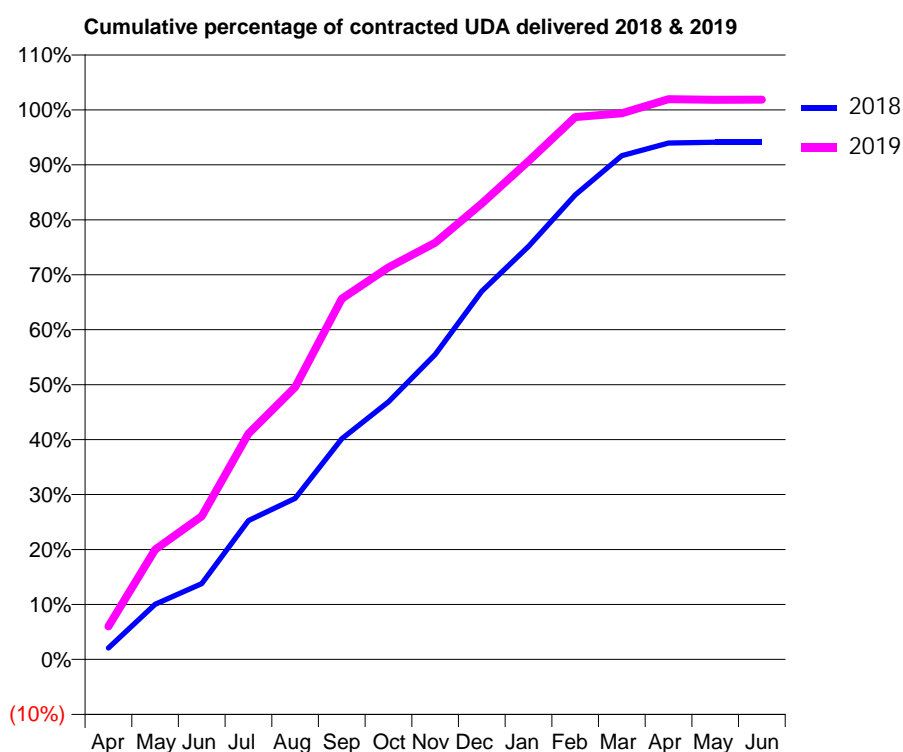
18/19 Contracted general activity (UDA)	3,053
Carry forward general activity (UDA)	-98
18/19 Contracted orthodontic activity (UOA)	0
Carry forward orthodontic activity (UOA)	0
Baseline contract value	£233,719.34

### ACCESS\*

Patients seen in 24 months	Total	Change since previous quarter
Quarter ending March 2018	558	
Quarter ending June 2018	1,115	↑
Quarter ending September 2018	1,204	↑
Quarter ending December 2018	1,075	↓
Quarter ending March 2019	541	↓
<b>Variance since March 2018</b>	<b>(3.0%)</b>	<b>↓</b>



### ACTIVITY



Adjusted Scheduled Activity (UDA)		
Month	2018	2019
April	69	184
May	331	610
June	455	795
July	834	1,254
August	967	1,513
September	1,325	2,004
October	1,547	2,178
November	1,831	2,315
December	2,211	2,533
January	2,480	2,768
February	2,790	3,013
March	3,025	3,034
April	3,101	3,112
May	3,105	3,109
June	3,105	3,110

### QUALITY

	Quantity	Base Number	Contract	LHB	Wales
% of FP17s for the same patient ID Re-attending within 3 months - Children	0	6	0.0%	8.4%	10.8%
% of FP17s for the same patient ID Re-attending within 3 months - Adults	3	1,088	0.3%	14.5%	15.7%
% of FP17s for the same patient ID Re-attending between 3 & 9 months - Children	0	6	0.0%	58.8%	59.7%
% of FP17s for the same patient ID Re-attending between 3 & 9 months - Adults	4	1,088	0.4%	55.4%	55.5%
% of FP17s for Band 1 Urgent Courses	0	1,092	0.0%	9.0%	9.0%
% of FP17s Relating to Free Repair or Replacements	0	1,092	0.0%	0.7%	0.7%
% of FP17s Relating to Continuations	0	1,092	0.0%	0.6%	0.7%
% of Patients satisfied with the dentistry they have received	2	2	N/A	94.7%	92.4%
% of Patients satisfied with the time they had to wait for an appointment	2	2	N/A	89.2%	87.1%

\* This is based on patients treated on this contract for their most recent course of treatment. Figures in italics indicate the base number of FP17s or Patient Questionnaire responses are less than 100. N/A is shown where the base number of responses is less than 10 during the period. % is calculated as Quantity/Base number\*100

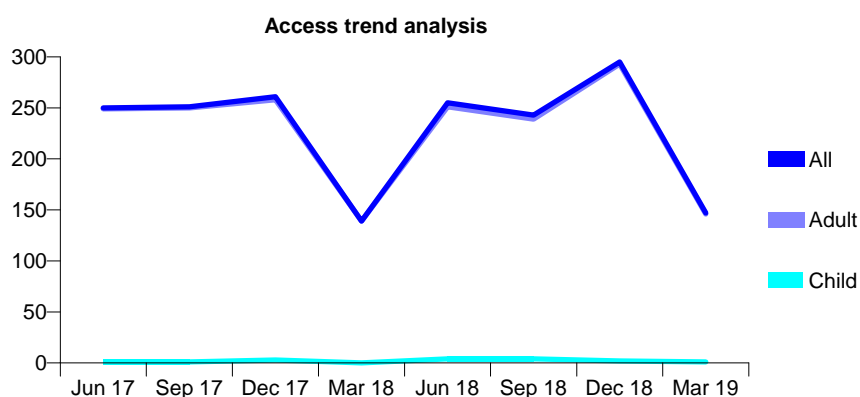
## 7A6 - Vital Signs At a Glance Contract Report for 146048/0008 - Year end March 2019

Name or company name	Kensington Court Anaesthetic Clinic
Contract type name	PDS Contract
Purpose of contract	General
Contract start date	01/04/2015
Contract end date	31/03/2020

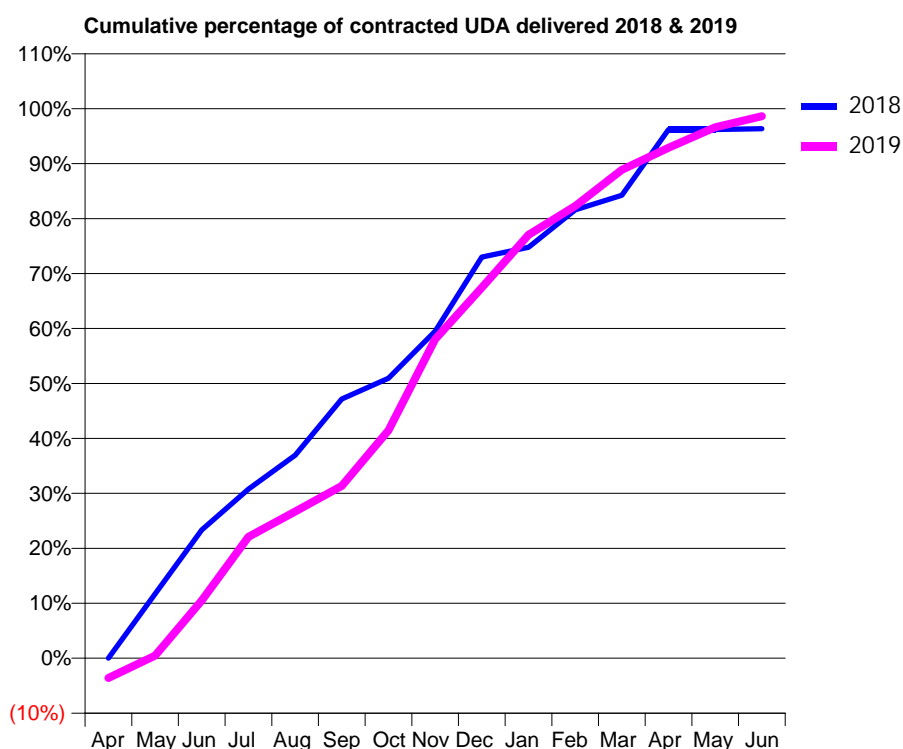
18/19 Contracted general activity (UDA)	801
Carry forward general activity (UDA)	29
18/19 Contracted orthodontic activity (UOA)	0
Carry forward orthodontic activity (UOA)	0
Baseline contract value	£85,495.43

### ACCESS\*

Patients seen in 24 months	Total	Change since previous quarter
Quarter ending March 2018	139	
Quarter ending June 2018	255	↑
Quarter ending September 2018	243	↓
Quarter ending December 2018	295	↑
Quarter ending March 2019	147	↓
<b>Variance since March 2018</b>	<b>5.8%</b>	<b>↑</b>



### ACTIVITY



Adjusted Scheduled Activity (UDA)		
Month	2018	2019
April	0	-29
May	93	4
June	185	84
July	244	177
August	293	214
September	374	251
October	404	332
November	472	465
December	579	540
January	593	617
February	647	659
March	668	712
April	763	744
May	763	774
June	764	790

### QUALITY

	Quantity	Base Number	Contract	LHB	Wales
% of FP17s for the same patient ID Re-attending within 3 months - Children	0	8	0.0%	8.4%	10.8%
% of FP17s for the same patient ID Re-attending within 3 months - Adults	12	351	3.4%	14.5%	15.7%
% of FP17s for the same patient ID Re-attending between 3 & 9 months - Children	0	8	0.0%	58.8%	59.7%
% of FP17s for the same patient ID Re-attending between 3 & 9 months - Adults	11	351	3.1%	55.4%	55.5%
% of FP17s for Band 1 Urgent Courses	0	357	0.0%	9.0%	9.0%
% of FP17s Relating to Free Repair or Replacements	0	357	0.0%	0.7%	0.7%
% of FP17s Relating to Continuations	0	357	0.0%	0.6%	0.7%
% of Patients satisfied with the dentistry they have received	1	1	N/A	94.7%	92.4%
% of Patients satisfied with the time they had to wait for an appointment	0	1	N/A	89.2%	87.1%

\* This is based on patients treated on this contract for their most recent course of treatment. Figures in italics indicate the base number of FP17s or Patient Questionnaire responses are less than 100. N/A is shown where the base number of responses is less than 10 during the period. % is calculated as Quantity/Base number\*100

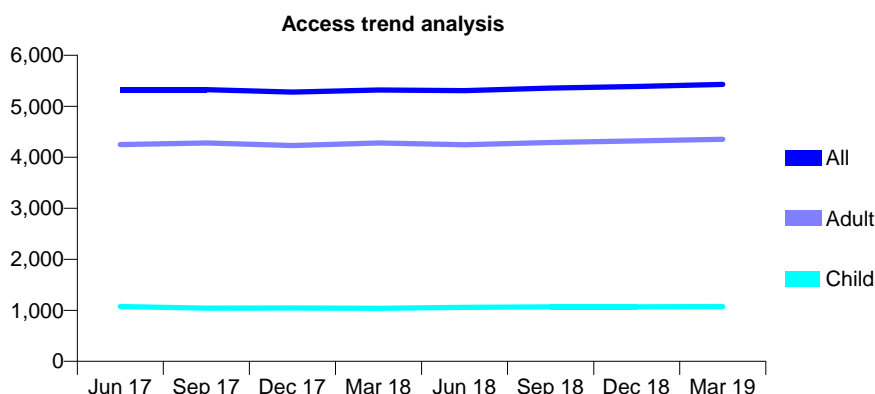
## 7A6 - Vital Signs At a Glance Contract Report for 148881/0001 - Year end March 2019

Name or company name	N Malik & K Partridge
Contract type name	GDS Contract
Purpose of contract	General
Contract start date	01/11/2011
Contract end date	

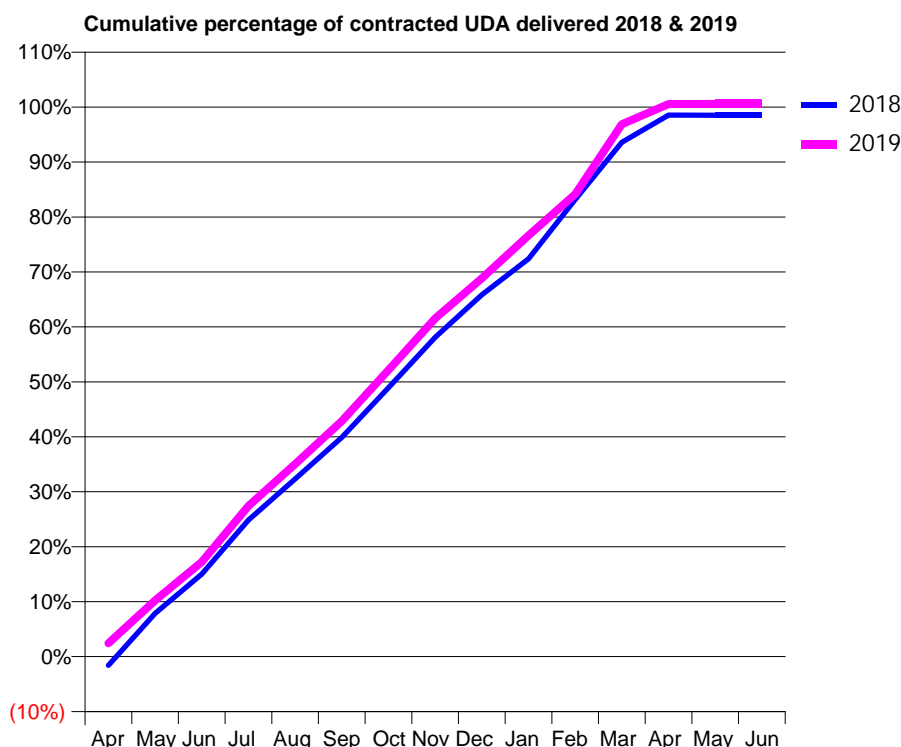
18/19 Contracted general activity (UDA)	18,124
Carry forward general activity (UDA)	271
18/19 Contracted orthodontic activity (UOA)	0
Carry forward orthodontic activity (UOA)	0
Baseline contract value	£458,807.31

### ACCESS\*

Patients seen in 24 months	Total	Change since previous quarter
Quarter ending March 2018	5,320	
Quarter ending June 2018	5,305	→
Quarter ending September 2018	5,359	→
Quarter ending December 2018	5,390	→
Quarter ending March 2019	5,429	→
<b>Variance since March 2018</b>	<b>2.0%</b>	<b>↑</b>



### ACTIVITY



Month	Adjusted Scheduled Activity (UDA)	
	2018	2019
April	-294	444
May	1,429	1,856
June	2,718	3,121
July	4,505	4,967
August	5,859	6,354
September	7,230	7,764
October	8,869	9,448
November	10,532	11,156
December	11,930	12,477
January	13,116	13,886
February	15,074	15,250
March	16,961	17,554
April	17,857	18,223
May	17,852	18,229
June	17,852	18,229

### QUALITY

	Quantity	Base Number	Contract	LHB	Wales
% of FP17s for the same patient ID Re-attending within 3 months - Children	159	1,660	9.6%	8.4%	10.8%
% of FP17s for the same patient ID Re-attending within 3 months - Adults	1,050	6,816	15.4%	14.5%	15.7%
% of FP17s for the same patient ID Re-attending between 3 & 9 months - Children	986	1,660	59.4%	58.8%	59.7%
% of FP17s for the same patient ID Re-attending between 3 & 9 months - Adults	3,928	6,816	57.6%	55.4%	55.5%
% of FP17s for Band 1 Urgent Courses	738	8,401	8.8%	9.0%	9.0%
% of FP17s Relating to Free Repair or Replacements	175	8,401	2.1%	0.7%	0.7%
% of FP17s Relating to Continuations	43	8,401	0.5%	0.6%	0.7%
% of Patients satisfied with the dentistry they have received	9	10	90.0%	94.7%	92.4%
% of Patients satisfied with the time they had to wait for an appointment	9	10	90.0%	89.2%	87.1%

\* This is based on patients treated on this contract for their most recent course of treatment.

Figures in *italics* indicate the base number of FP17s or Patient Questionnaire responses are less than 100. N/A is shown where the base number of responses is less than 10 during the period. % is calculated as Quantity/Base number\*100

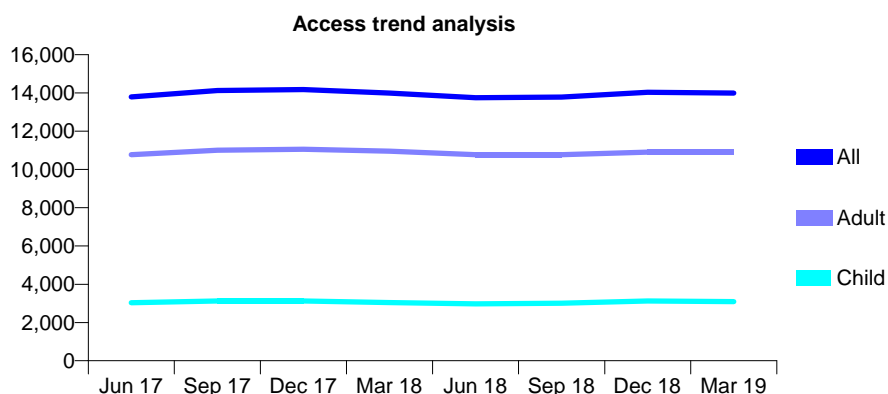
## 7A6 - Vital Signs At a Glance Contract Report for 154245/0003 - Year end March 2019

Name or company name	Restore Dental Group
Contract type name	GDS Contract
Purpose of contract	General
Contract start date	01/04/2013
Contract end date	

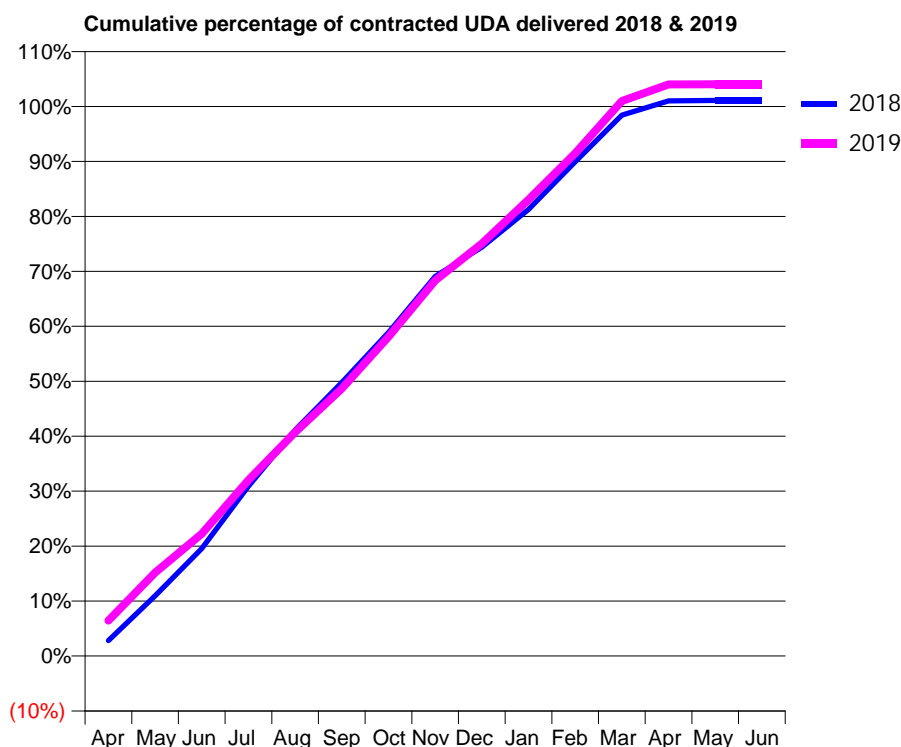
18/19 Contracted general activity (UDA)	39,368
Carry forward general activity (UDA)	-665
18/19 Contracted orthodontic activity (UOA)	0
Carry forward orthodontic activity (UOA)	0
Baseline contract value	£1,066,653.82

### ACCESS\*

Patients seen in 24 months	Total	Change since previous quarter
Quarter ending March 2018	13,998	
Quarter ending June 2018	13,749	↓
Quarter ending September 2018	13,777	→
Quarter ending December 2018	14,029	→
Quarter ending March 2019	13,996	→
<b>Variance since March 2018</b>	<b>(0.0%)</b>	<b>→</b>



### ACTIVITY



Adjusted Scheduled Activity (UDA)		
Month	2018	2019
April	1,144	2,546
May	4,445	5,979
June	7,907	8,760
July	12,500	12,603
August	16,648	16,033
September	20,131	19,150
October	23,819	22,869
November	27,945	26,901
December	30,103	29,545
January	32,873	32,684
February	36,392	36,015
March	39,817	39,761
April	40,867	40,954
May	40,898	40,957
June	40,898	40,959

### QUALITY

	Quantity	Base Number	Contract	LHB	Wales
% of FP17s for the same patient ID Re-attending within 3 months - Children	268	4,539	5.9%	8.4%	10.8%
% of FP17s for the same patient ID Re-attending within 3 months - Adults	1,922	16,587	11.6%	14.5%	15.7%
% of FP17s for the same patient ID Re-attending between 3 & 9 months - Children	2,676	4,539	59.0%	58.8%	59.7%
% of FP17s for the same patient ID Re-attending between 3 & 9 months - Adults	10,315	16,587	62.2%	55.4%	55.5%
% of FP17s for Band 1 Urgent Courses	1,437	21,147	6.8%	9.0%	9.0%
% of FP17s Relating to Free Repair or Replacements	233	21,147	1.1%	0.7%	0.7%
% of FP17s Relating to Continuations	217	21,147	1.0%	0.6%	0.7%
% of Patients satisfied with the dentistry they have received	24	27	88.9%	94.7%	92.4%
% of Patients satisfied with the time they had to wait for an appointment	22	27	81.5%	89.2%	87.1%

\* This is based on patients treated on this contract for their most recent course of treatment.

Figures in italics indicate the base number of FP17s or Patient Questionnaire responses are less than 100. N/A is shown where the base number of responses is less than 10 during the period. % is calculated as Quantity/Base number\*100

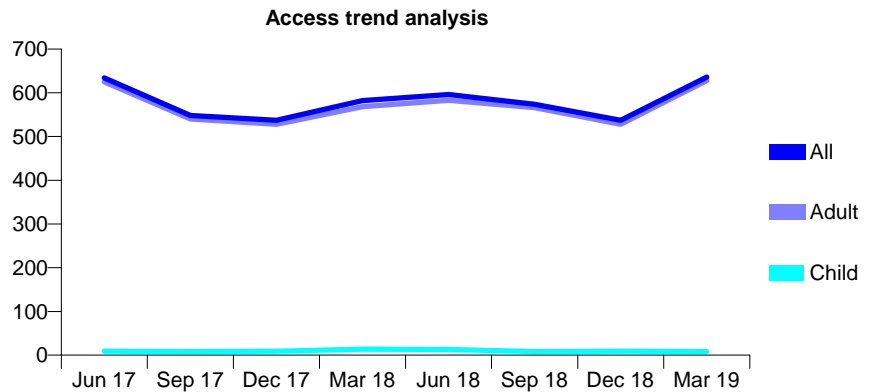
## 7A6 - Vital Signs At a Glance Contract Report for 154245/0004 - Year end March 2019

Name or company name	Restore Dental Group
Contract type name	PDS Contract
Purpose of contract	General
Contract start date	01/04/2013
Contract end date	31/03/2019

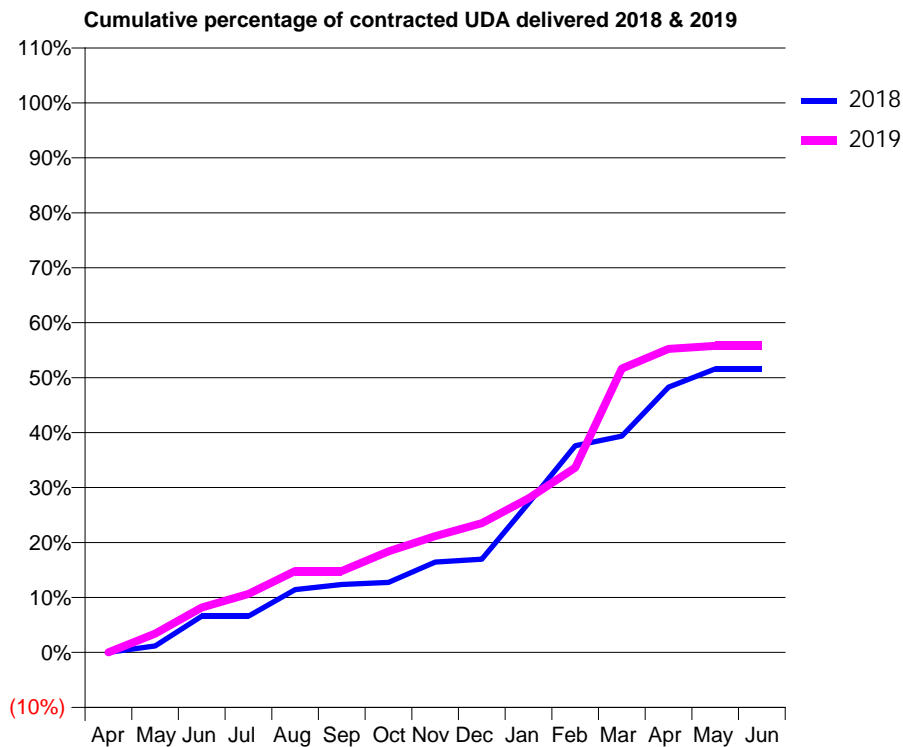
18/19 Contracted general activity (UDA)	1,117
Carry forward general activity (UDA)	0
18/19 Contracted orthodontic activity (UOA)	0
Carry forward orthodontic activity (UOA)	0
Baseline contract value	£66,593.04

### ACCESS\*

Patients seen in 24 months	Total	Change since previous quarter
Quarter ending March 2018	582	
Quarter ending June 2018	596	↑
Quarter ending September 2018	574	↓
Quarter ending December 2018	537	↓
Quarter ending March 2019	636	↑
<b>Variance since March 2018</b>	<b>9.3%</b>	<b>↑</b>



### ACTIVITY



Adjusted Scheduled Activity (UDA)		
Month	2018	2019
April	0	0
May	11	38
June	60	91
July	60	119
August	104	166
September	113	166
October	116	205
November	150	236
December	155	263
January	248	313
February	343	376
March	359	577
April	440	617
May	470	623
June	470	623

### QUALITY

	Quantity	Base Number	Contract	LHB	Wales
% of FP17s for the same patient ID Re-attending within 3 months - Children	0	12	0.0%	8.4%	10.8%
% of FP17s for the same patient ID Re-attending within 3 months - Adults	20	622	3.2%	14.5%	15.7%
% of FP17s for the same patient ID Re-attending between 3 & 9 months - Children	0	12	0.0%	58.8%	59.7%
% of FP17s for the same patient ID Re-attending between 3 & 9 months - Adults	13	622	2.1%	55.4%	55.5%
% of FP17s for Band 1 Urgent Courses	571	578	98.8%	9.0%	9.0%
% of FP17s Relating to Free Repair or Replacements	0	578	0.0%	0.7%	0.7%
% of FP17s Relating to Continuations	0	578	0.0%	0.6%	0.7%
% of Patients satisfied with the dentistry they have received	0	0	N/A	94.7%	92.4%
% of Patients satisfied with the time they had to wait for an appointment	0	0	N/A	89.2%	87.1%

\* This is based on patients treated on this contract for their most recent course of treatment. Figures in italics indicate the base number of FP17s or Patient Questionnaire responses are less than 100. N/A is shown where the base number of responses is less than 10 during the period. % is calculated as Quantity/Base number\*100

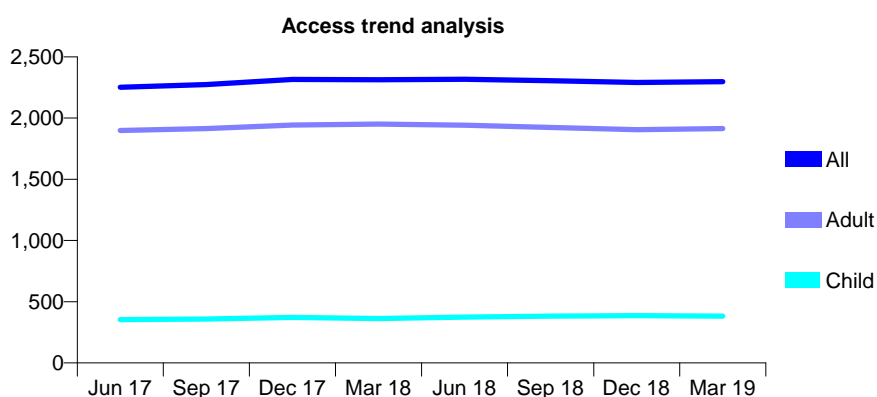
## 7A6 - Vital Signs At a Glance Contract Report for 156566/0001 - Year end March 2019

Name or company name	Blackwood Dental Centre.
Contract type name	GDS Contract
Purpose of contract	General
Contract start date	04/09/2014
Contract end date	

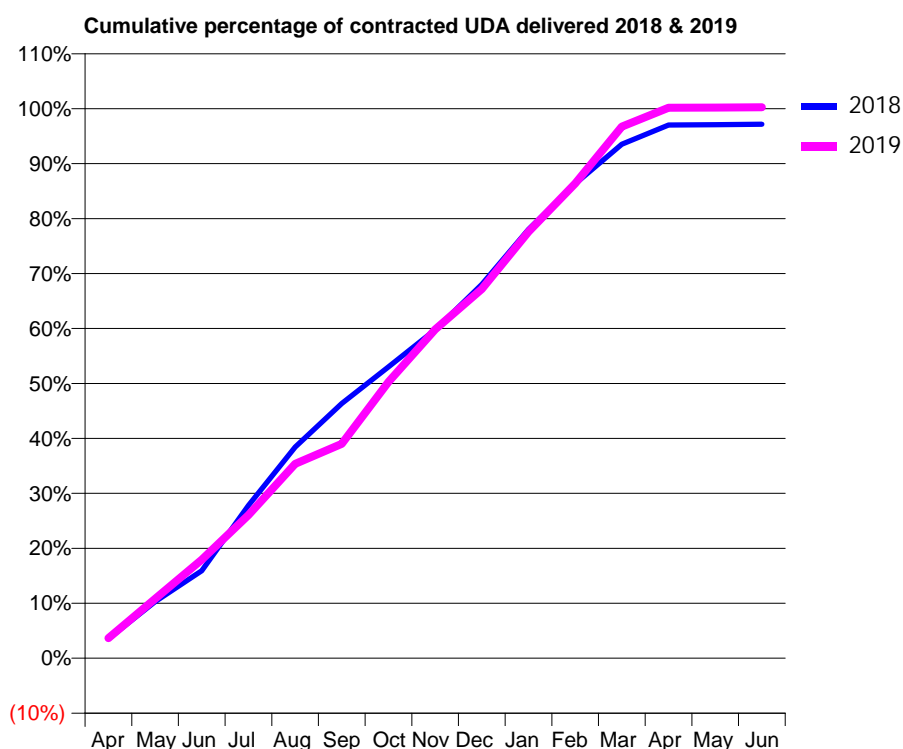
18/19 Contracted general activity (UDA)	7,346
Carry forward general activity (UDA)	173
18/19 Contracted orthodontic activity (UOA)	0
Carry forward orthodontic activity (UOA)	0
Baseline contract value	£179,154.44

### ACCESS\*

Patients seen in 24 months	Total	Change since previous quarter
Quarter ending March 2018	2,313	
Quarter ending June 2018	2,316	→
Quarter ending September 2018	2,306	→
Quarter ending December 2018	2,291	→
Quarter ending March 2019	2,297	→
<b>Variance since March 2018</b>	<b>(0.7%)</b>	<b>→</b>



### ACTIVITY



Adjusted Scheduled Activity (UDA)		
Month	2018	2019
April	259	269
May	757	795
June	1,170	1,316
July	2,042	1,914
August	2,823	2,598
September	3,405	2,866
October	3,894	3,695
November	4,391	4,394
December	4,995	4,933
January	5,732	5,699
February	6,341	6,347
March	6,872	7,105
April	7,129	7,357
May	7,132	7,360
June	7,139	7,365

### QUALITY

	Quantity	Base Number	Contract	LHB	Wales
% of FP17s for the same patient ID Re-attending within 3 months - Children	30	583	5.1%	8.4%	10.8%
% of FP17s for the same patient ID Re-attending within 3 months - Adults	373	2,958	12.6%	14.5%	15.7%
% of FP17s for the same patient ID Re-attending between 3 & 9 months - Children	332	583	56.9%	58.8%	59.7%
% of FP17s for the same patient ID Re-attending between 3 & 9 months - Adults	1,673	2,958	56.6%	55.4%	55.5%
% of FP17s for Band 1 Urgent Courses	221	3,549	6.2%	9.0%	9.0%
% of FP17s Relating to Free Repair or Replacements	12	3,549	0.3%	0.7%	0.7%
% of FP17s Relating to Continuations	34	3,549	1.0%	0.6%	0.7%
% of Patients satisfied with the dentistry they have received	16	17	94.1%	94.7%	92.4%
% of Patients satisfied with the time they had to wait for an appointment	15	17	88.2%	89.2%	87.1%

\* This is based on patients treated on this contract for their most recent course of treatment. Figures in italics indicate the base number of FP17s or Patient Questionnaire responses are less than 100. N/A is shown where the base number of responses is less than 10 during the period. % is calculated as Quantity/Base number\*100

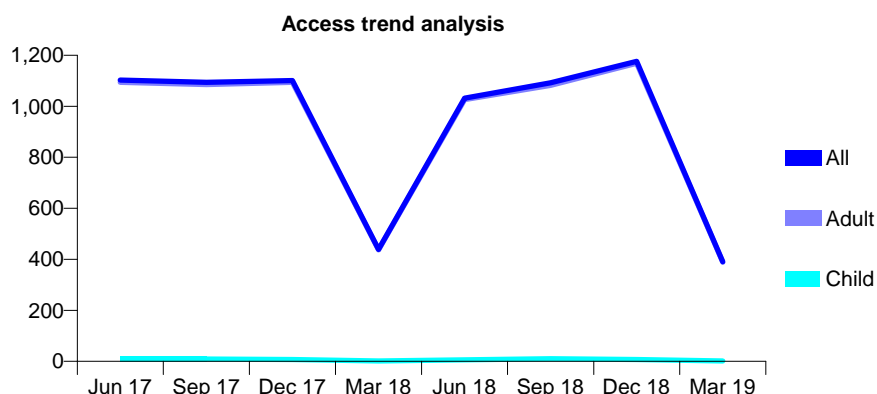
## 7A6 - Vital Signs At a Glance Contract Report for 156566/0002 - Year end March 2019

Name or company name	Blackwood Dental Centre.
Contract type name	PDS Contract
Purpose of contract	General
Contract start date	04/09/2014
Contract end date	31/03/2020

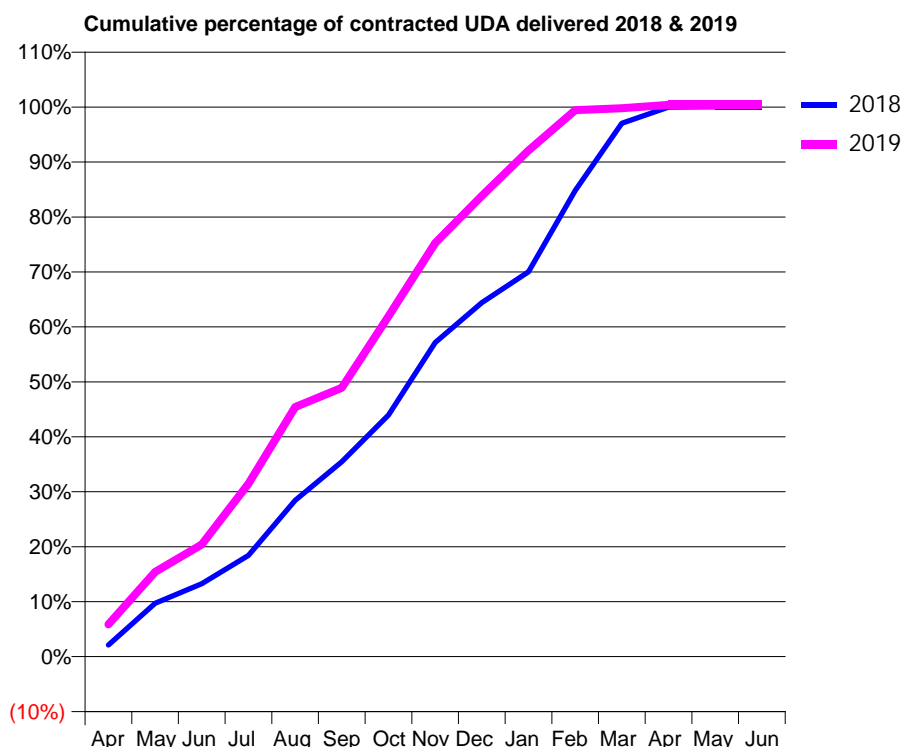
18/19 Contracted general activity (UDA)	3,041
Carry forward general activity (UDA)	-2
18/19 Contracted orthodontic activity (UOA)	0
Carry forward orthodontic activity (UOA)	0
Baseline contract value	£232,800.74

### ACCESS\*

Patients seen in 24 months	Total	Change since previous quarter
Quarter ending March 2018	439	
Quarter ending June 2018	1,032	↑
Quarter ending September 2018	1,092	↑
Quarter ending December 2018	1,176	↑
Quarter ending March 2019	391	↓
<b>Variance since March 2018</b>	<b>(10.9%)</b>	<b>↓</b>



### ACTIVITY



Adjusted Scheduled Activity (UDA)		
Month	2018	2019
April	64	178
May	293	469
June	400	620
July	556	957
August	858	1,381
September	1,070	1,487
October	1,326	1,883
November	1,724	2,289
December	1,942	2,549
January	2,112	2,801
February	2,558	3,024
March	2,927	3,035
April	3,016	3,053
May	3,017	3,053
June	3,017	3,053

### QUALITY

	Quantity	Base Number	Contract	LHB	Wales
% of FP17s for the same patient ID Re-attending within 3 months - Children	0	15	0.0%	8.4%	10.8%
% of FP17s for the same patient ID Re-attending within 3 months - Adults	22	1,236	1.8%	14.5%	15.7%
% of FP17s for the same patient ID Re-attending between 3 & 9 months - Children	0	15	0.0%	58.8%	59.7%
% of FP17s for the same patient ID Re-attending between 3 & 9 months - Adults	13	1,236	1.1%	55.4%	55.5%
% of FP17s for Band 1 Urgent Courses	0	1,223	0.0%	9.0%	9.0%
% of FP17s Relating to Free Repair or Replacements	0	1,223	0.0%	0.7%	0.7%
% of FP17s Relating to Continuations	1	1,223	0.1%	0.6%	0.7%
% of Patients satisfied with the dentistry they have received	14	14	100.0%	94.7%	92.4%
% of Patients satisfied with the time they had to wait for an appointment	9	14	64.3%	89.2%	87.1%

\* This is based on patients treated on this contract for their most recent course of treatment.

Figures in *italics* indicate the base number of FP17s or Patient Questionnaire responses are less than 100. N/A is shown where the base number of responses is less than 10 during the period. % is calculated as Quantity/Base number\*100



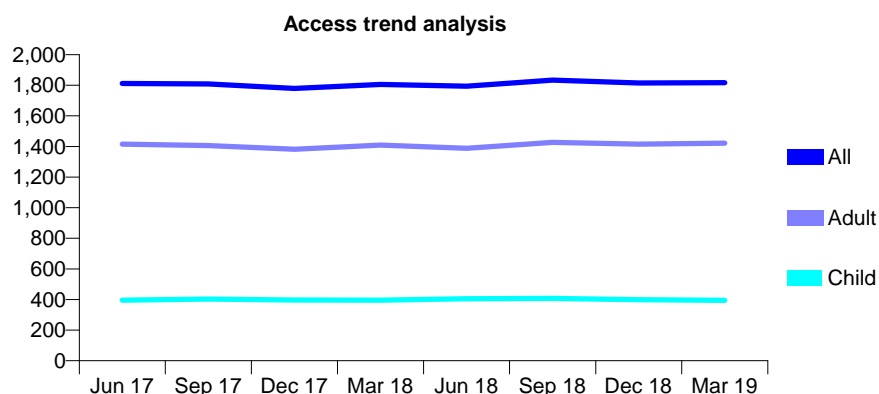
## 7A6 - Vital Signs At a Glance Contract Report for 157392/0002 - Year end March 2019

Name or company name	Mrs L Plant
Contract type name	GDS Contract
Purpose of contract	General
Contract start date	01/05/2010
Contract end date	

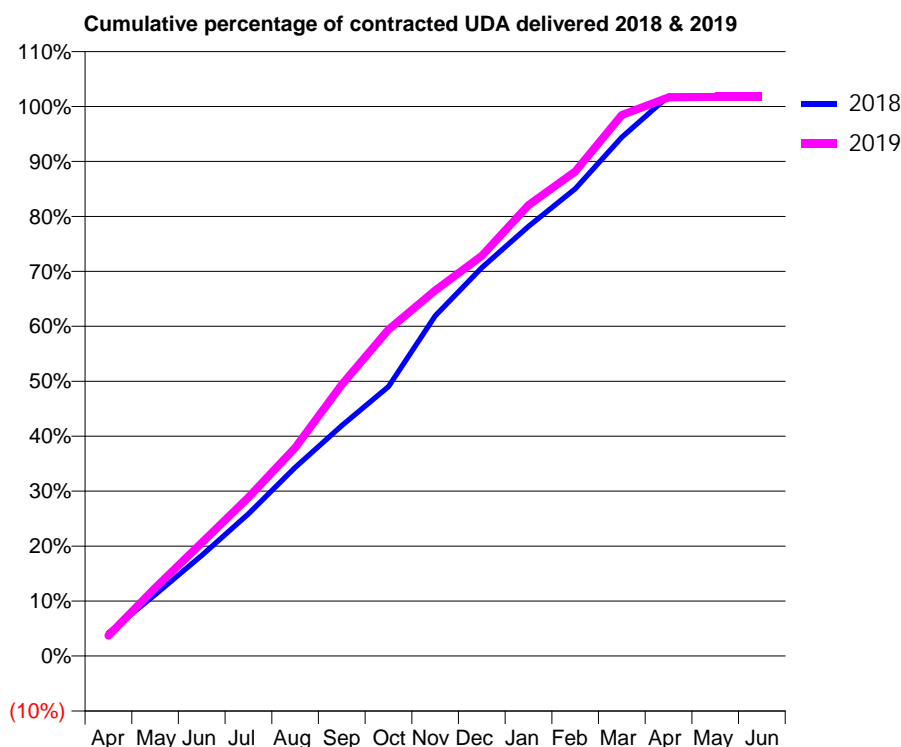
18/19 Contracted general activity (UDA)	5,111
Carry forward general activity (UDA)	-190
18/19 Contracted orthodontic activity (UOA)	0
Carry forward orthodontic activity (UOA)	0
Baseline contract value	£140,630.24

### ACCESS\*

Patients seen in 24 months	Total	Change since previous quarter
Quarter ending March 2018	1,805	
Quarter ending June 2018	1,794	→
Quarter ending September 2018	1,834	↑
Quarter ending December 2018	1,815	↓
Quarter ending March 2019	1,817	→
<b>Variance since March 2018</b>	<b>0.7%</b>	<b>→</b>



### ACTIVITY



Adjusted Scheduled Activity (UDA)		
Month	2018	2019
April	215	190
May	572	633
June	936	1,053
July	1,322	1,475
August	1,754	1,936
September	2,143	2,523
October	2,506	3,035
November	3,164	3,401
December	3,612	3,722
January	3,996	4,194
February	4,346	4,507
March	4,825	5,031
April	5,207	5,195
May	5,208	5,200
June	5,209	5,200

### QUALITY

	Quantity	Base Number	Contract	LHB	Wales
% of FP17s for the same patient ID Re-attending within 3 months - Children	31	675	4.6%	8.4%	10.8%
% of FP17s for the same patient ID Re-attending within 3 months - Adults	327	2,593	12.6%	14.5%	15.7%
% of FP17s for the same patient ID Re-attending between 3 & 9 months - Children	439	675	65.0%	58.8%	59.7%
% of FP17s for the same patient ID Re-attending between 3 & 9 months - Adults	1,682	2,593	64.9%	55.4%	55.5%
% of FP17s for Band 1 Urgent Courses	317	3,141	10.1%	9.0%	9.0%
% of FP17s Relating to Free Repair or Replacements	13	3,141	0.4%	0.7%	0.7%
% of FP17s Relating to Continuations	12	3,141	0.4%	0.6%	0.7%
% of Patients satisfied with the dentistry they have received	6	6	N/A	94.7%	92.4%
% of Patients satisfied with the time they had to wait for an appointment	6	6	N/A	89.2%	87.1%

\* This is based on patients treated on this contract for their most recent course of treatment.

Figures in italics indicate the base number of FP17s or Patient Questionnaire responses are less than 100. N/A is shown where the base number of responses is less than 10 during the period. % is calculated as Quantity/Base number\*100

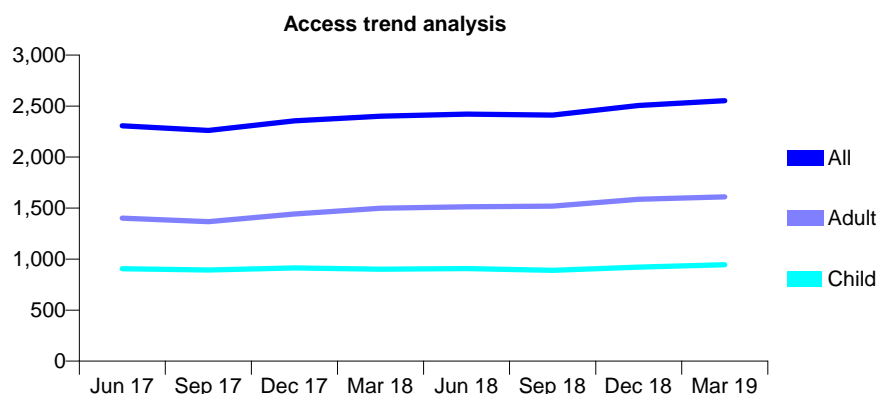
## 7A6 - Vital Signs At a Glance Contract Report for 157406/0001 - Year end March 2019

Name or company name	TFL Care Limited
Contract type name	GDS Contract
Purpose of contract	General
Contract start date	01/06/2013
Contract end date	

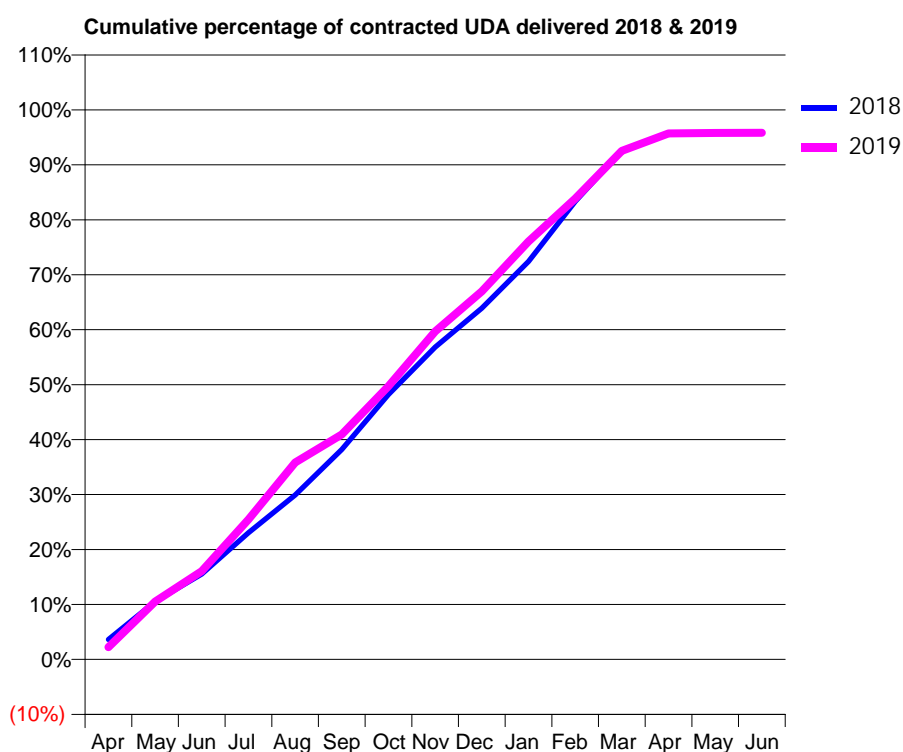
18/19 Contracted general activity (UDA)	7,727
Carry forward general activity (UDA)	240
18/19 Contracted orthodontic activity (UOA)	0
Carry forward orthodontic activity (UOA)	0
Baseline contract value	£170,142.83

### ACCESS\*

Patients seen in 24 months	Total	Change since previous quarter
Quarter ending March 2018	2,400	
Quarter ending June 2018	2,421	→
Quarter ending September 2018	2,411	→
Quarter ending December 2018	2,507	↑
Quarter ending March 2019	2,554	→
<b>Variance since March 2018</b>	<b>6.4%</b>	<b>↑</b>



### ACTIVITY



Adjusted Scheduled Activity (UDA)		
Month	2018	2019
April	240	174
May	698	815
June	1,032	1,242
July	1,529	1,968
August	1,985	2,769
September	2,535	3,163
October	3,199	3,844
November	3,770	4,612
December	4,241	5,174
January	4,805	5,878
February	5,529	6,479
March	6,141	7,150
April	6,347	7,395
May	6,353	7,401
June	6,371	7,404

### QUALITY

	Quantity	Base Number	Contract	LHB	Wales
% of FP17s for the same patient ID Re-attending within 3 months - Children	134	1,660	8.1%	8.4%	10.8%
% of FP17s for the same patient ID Re-attending within 3 months - Adults	459	2,586	17.7%	14.5%	15.7%
% of FP17s for the same patient ID Re-attending between 3 & 9 months - Children	1,149	1,660	69.2%	58.8%	59.7%
% of FP17s for the same patient ID Re-attending between 3 & 9 months - Adults	1,408	2,586	54.4%	55.4%	55.5%
% of FP17s for Band 1 Urgent Courses	428	4,232	10.1%	9.0%	9.0%
% of FP17s Relating to Free Repair or Replacements	26	4,232	0.6%	0.7%	0.7%
% of FP17s Relating to Continuations	14	4,232	0.3%	0.6%	0.7%
% of Patients satisfied with the dentistry they have received	6	6	N/A	94.7%	92.4%
% of Patients satisfied with the time they had to wait for an appointment	5	6	N/A	89.2%	87.1%

\* This is based on patients treated on this contract for their most recent course of treatment.

Figures in italics indicate the base number of FP17s or Patient Questionnaire responses are less than 100. N/A is shown where the base number of responses is less than 10 during the period. % is calculated as Quantity/Base number\*100

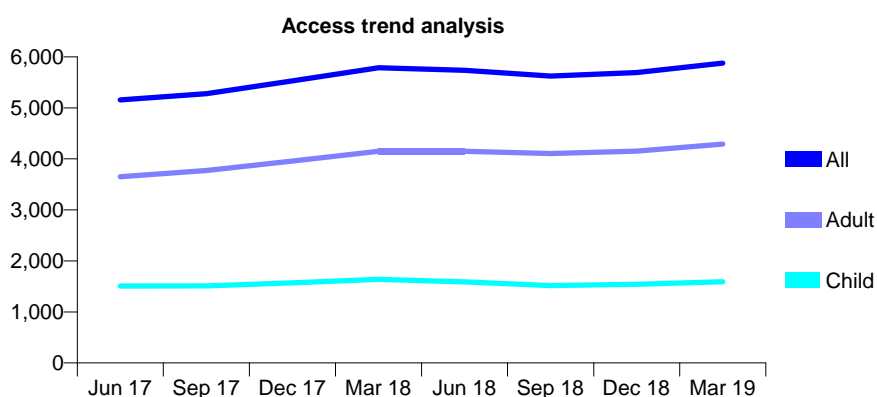
## 7A6 - Vital Signs At a Glance Contract Report for 159905/0001 - Year end March 2019

Name or company name	Grove Surgery Ltd
Contract type name	GDS Contract
Purpose of contract	General
Contract start date	01/04/2015
Contract end date	

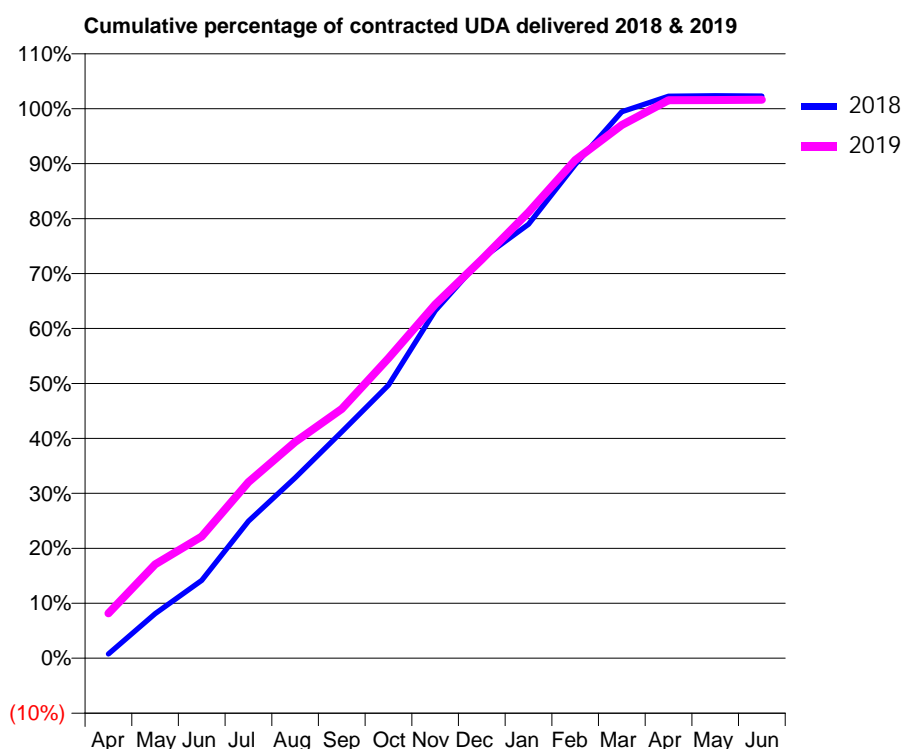
18/19 Contracted general activity (UDA)	15,226
Carry forward general activity (UDA)	-372
18/19 Contracted orthodontic activity (UOA)	0
Carry forward orthodontic activity (UOA)	0
Baseline contract value	£400,557.18

### ACCESS\*

Patients seen in 24 months	Total	Change since previous quarter
Quarter ending March 2018	5,786	
Quarter ending June 2018	5,736	→
Quarter ending September 2018	5,624	↓
Quarter ending December 2018	5,694	→
Quarter ending March 2019	5,878	↑
<b>Variance since March 2018</b>	<b>1.6%</b>	<b>→</b>



### ACTIVITY



Adjusted Scheduled Activity (UDA)		
Month	2018	2019
April	115	1,243
May	1,236	2,598
June	2,156	3,371
July	3,797	4,879
August	5,001	5,994
September	6,271	6,906
October	7,570	8,311
November	9,627	9,801
December	11,075	11,050
January	12,020	12,353
February	13,677	13,801
March	15,139	14,774
April	15,572	15,459
May	15,582	15,466
June	15,578	15,472

### QUALITY

	Quantity	Base Number	Contract	LHB	Wales
% of FP17s for the same patient ID Re-attending within 3 months - Children	95	2,021	4.7%	8.4%	10.8%
% of FP17s for the same patient ID Re-attending within 3 months - Adults	474	5,510	8.6%	14.5%	15.7%
% of FP17s for the same patient ID Re-attending between 3 & 9 months - Children	1,145	2,021	56.7%	58.8%	59.7%
% of FP17s for the same patient ID Re-attending between 3 & 9 months - Adults	3,252	5,510	59.0%	55.4%	55.5%
% of FP17s for Band 1 Urgent Courses	535	7,663	7.0%	9.0%	9.0%
% of FP17s Relating to Free Repair or Replacements	48	7,663	0.6%	0.7%	0.7%
% of FP17s Relating to Continuations	41	7,663	0.5%	0.6%	0.7%
% of Patients satisfied with the dentistry they have received	10	10	100.0%	94.7%	92.4%
% of Patients satisfied with the time they had to wait for an appointment	9	10	90.0%	89.2%	87.1%

\* This is based on patients treated on this contract for their most recent course of treatment. Figures in italics indicate the base number of FP17s or Patient Questionnaire responses are less than 100. N/A is shown where the base number of responses is less than 10 during the period. % is calculated as Quantity/Base number\*100

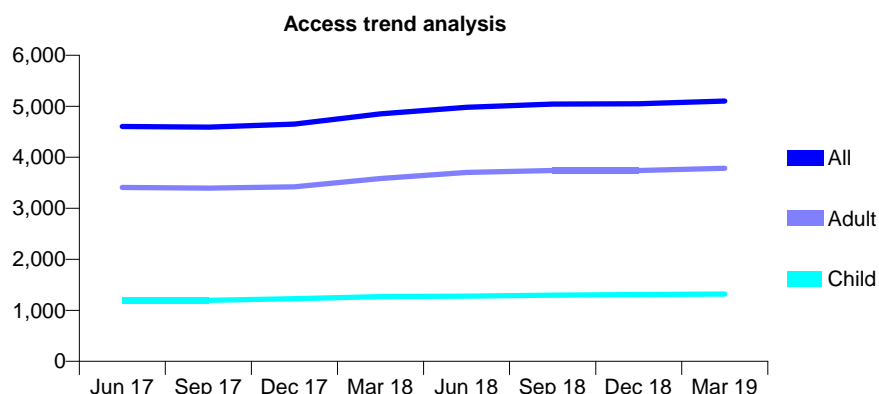
## 7A6 - Vital Signs At a Glance Contract Report for 159905/0002 - Year end March 2019

Name or company name	Grove Surgery Ltd
Contract type name	GDS Contract
Purpose of contract	General
Contract start date	01/04/2015
Contract end date	

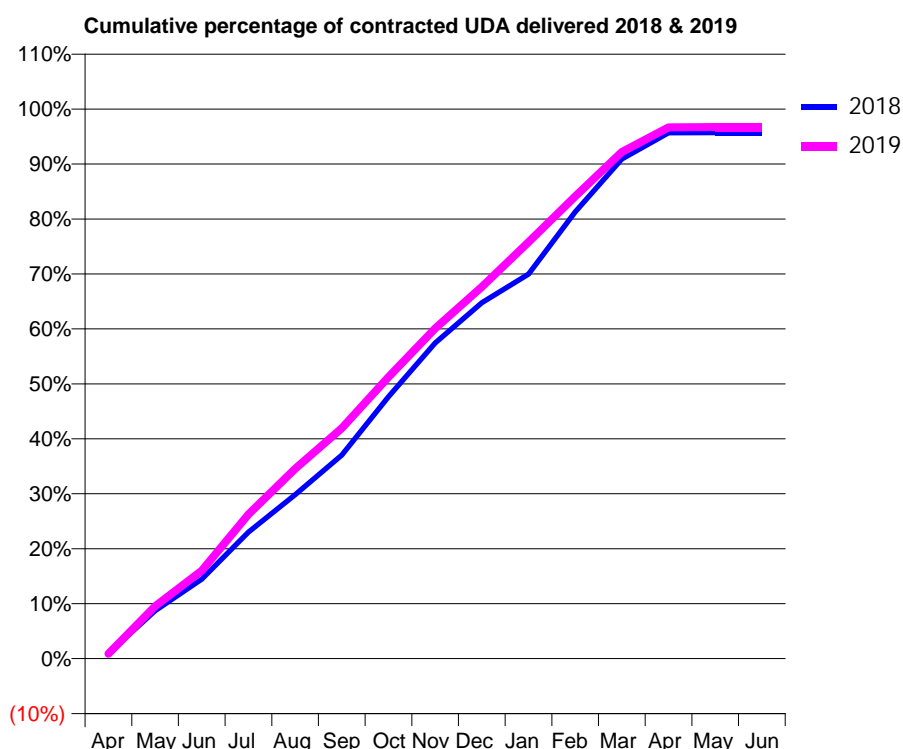
18/19 Contracted general activity (UDA)	14,764
Carry forward general activity (UDA)	604
18/19 Contracted orthodontic activity (UOA)	0
Carry forward orthodontic activity (UOA)	0
Baseline contract value	£414,151.39

### ACCESS\*

Patients seen in 24 months	Total	Change since previous quarter
Quarter ending March 2018	4,851	
Quarter ending June 2018	4,983	↑
Quarter ending September 2018	5,041	→
Quarter ending December 2018	5,049	→
Quarter ending March 2019	5,103	→
<b>Variance since March 2018</b>	<b>5.2%</b>	<b>↑</b>



### ACTIVITY



Adjusted Scheduled Activity (UDA)		
Month	2018	2019
April	142	132
May	1,287	1,410
June	2,135	2,364
July	3,397	3,876
August	4,406	5,101
September	5,466	6,188
October	7,037	7,565
November	8,482	8,871
December	9,561	9,986
January	10,332	11,192
February	12,000	12,418
March	13,418	13,608
April	14,124	14,273
May	14,128	14,277
June	14,133	14,279

### QUALITY

	Quantity	Base Number	Contract	LHB	Wales
% of FP17s for the same patient ID Re-attending within 3 months - Children	92	1,802	5.1%	8.4%	10.8%
% of FP17s for the same patient ID Re-attending within 3 months - Adults	561	5,299	10.6%	14.5%	15.7%
% of FP17s for the same patient ID Re-attending between 3 & 9 months - Children	1,012	1,802	56.2%	58.8%	59.7%
% of FP17s for the same patient ID Re-attending between 3 & 9 months - Adults	2,935	5,299	55.4%	55.4%	55.5%
% of FP17s for Band 1 Urgent Courses	492	7,098	6.9%	9.0%	9.0%
% of FP17s Relating to Free Repair or Replacements	51	7,098	0.7%	0.7%	0.7%
% of FP17s Relating to Continuations	33	7,098	0.5%	0.6%	0.7%
% of Patients satisfied with the dentistry they have received	7	7	N/A	94.7%	92.4%
% of Patients satisfied with the time they had to wait for an appointment	7	7	N/A	89.2%	87.1%

\* This is based on patients treated on this contract for their most recent course of treatment.  
 Figures in *italics* indicate the base number of FP17s or Patient Questionnaire responses are less than 100. N/A is shown where the base number of responses is less than 10 during the period. % is calculated as Quantity/Base number\*100

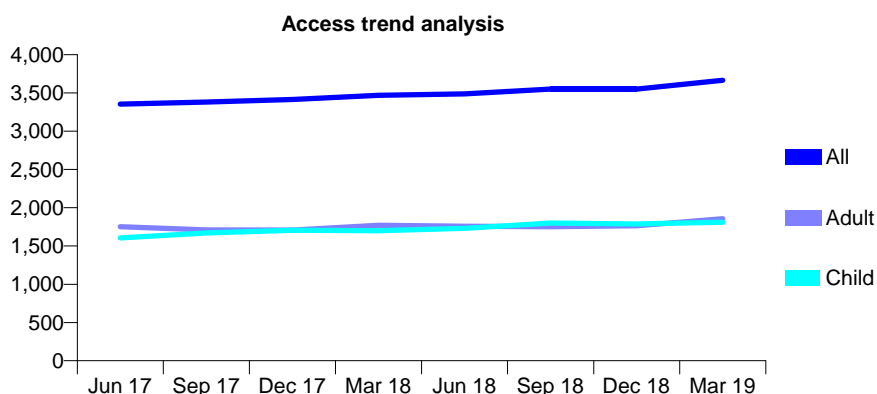
## 7A6 - Vital Signs At a Glance Contract Report for 160563/0001 - Year end March 2019

Name or company name	Smart Smiles Partnership
Contract type name	GDS Contract
Purpose of contract	General
Contract start date	01/01/2011
Contract end date	

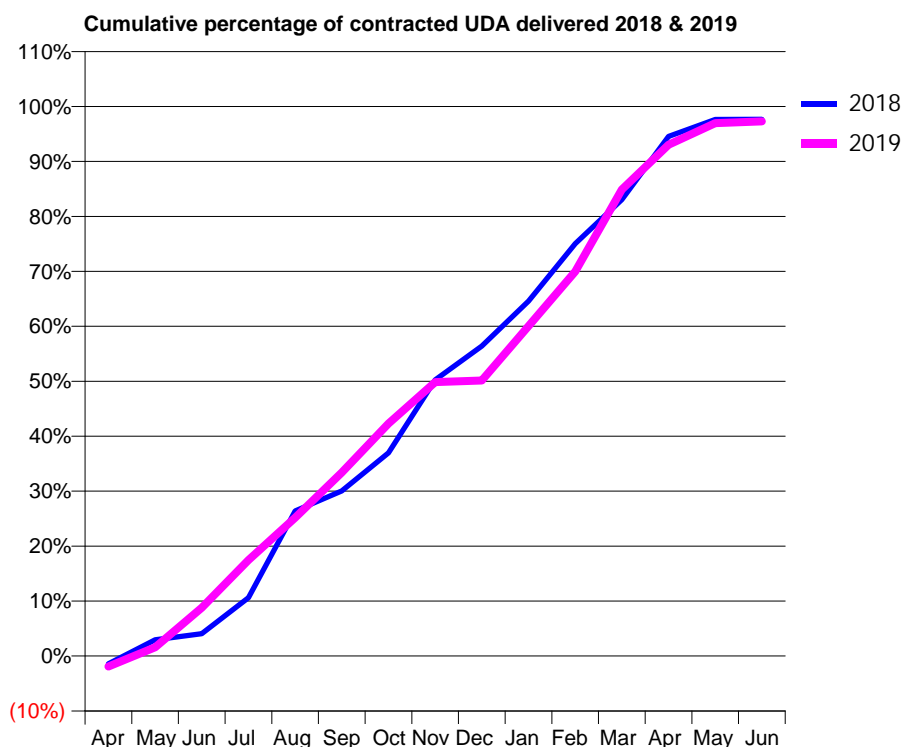
18/19 Contracted general activity (UDA)	15,205
Carry forward general activity (UDA)	349
18/19 Contracted orthodontic activity (UOA)	0
Carry forward orthodontic activity (UOA)	0
Baseline contract value	£314,777.87

### ACCESS\*

Patients seen in 24 months	Total	Change since previous quarter
Quarter ending March 2018	3,470	
Quarter ending June 2018	3,487	→
Quarter ending September 2018	3,551	→
Quarter ending December 2018	3,552	→
Quarter ending March 2019	3,665	↑
<b>Variance since March 2018</b>	<b>5.6%</b>	<b>↑</b>



### ACTIVITY



Adjusted Scheduled Activity (UDA)		
Month	2018	2019
April	-221	-292
May	450	242
June	618	1,334
July	1,615	2,653
August	4,014	3,829
September	4,569	5,079
October	5,621	6,432
November	7,639	7,578
December	8,579	7,625
January	9,820	9,132
February	11,411	10,640
March	12,628	12,906
April	14,377	14,143
May	14,845	14,744
June	14,848	14,790

### QUALITY

	Quantity	Base Number	Contract	LHB	Wales
% of FP17s for the same patient ID Re-attending within 3 months - Children	130	2,867	4.5%	8.4%	10.8%
% of FP17s for the same patient ID Re-attending within 3 months - Adults	413	2,603	15.9%	14.5%	15.7%
% of FP17s for the same patient ID Re-attending between 3 & 9 months - Children	1,726	2,867	60.2%	58.8%	59.7%
% of FP17s for the same patient ID Re-attending between 3 & 9 months - Adults	1,405	2,603	54.0%	55.4%	55.5%
% of FP17s for Band 1 Urgent Courses	19	5,423	0.4%	9.0%	9.0%
% of FP17s Relating to Free Repair or Replacements	10	5,423	0.2%	0.7%	0.7%
% of FP17s Relating to Continuations	10	5,423	0.2%	0.6%	0.7%
% of Patients satisfied with the dentistry they have received	6	6	N/A	94.7%	92.4%
% of Patients satisfied with the time they had to wait for an appointment	6	6	N/A	89.2%	87.1%

\* This is based on patients treated on this contract for their most recent course of treatment.

Figures in italics indicate the base number of FP17s or Patient Questionnaire responses are less than 100. N/A is shown where the base number of responses is less than 10 during the period. % is calculated as Quantity/Base number\*100

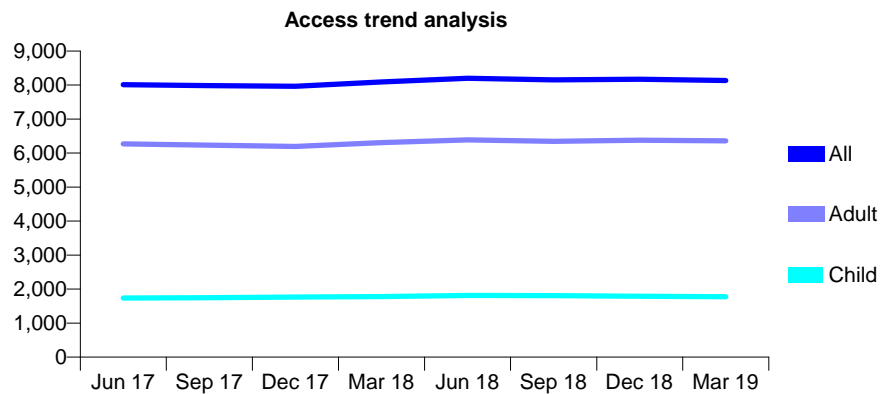
## 7A6 - Vital Signs At a Glance Contract Report for 161551/0001 - Year end March 2019

Name or company name	Masonoak Ltd & Sunnyleigh Ltd
Contract type name	GDS Contract
Purpose of contract	General
Contract start date	01/12/2012
Contract end date	

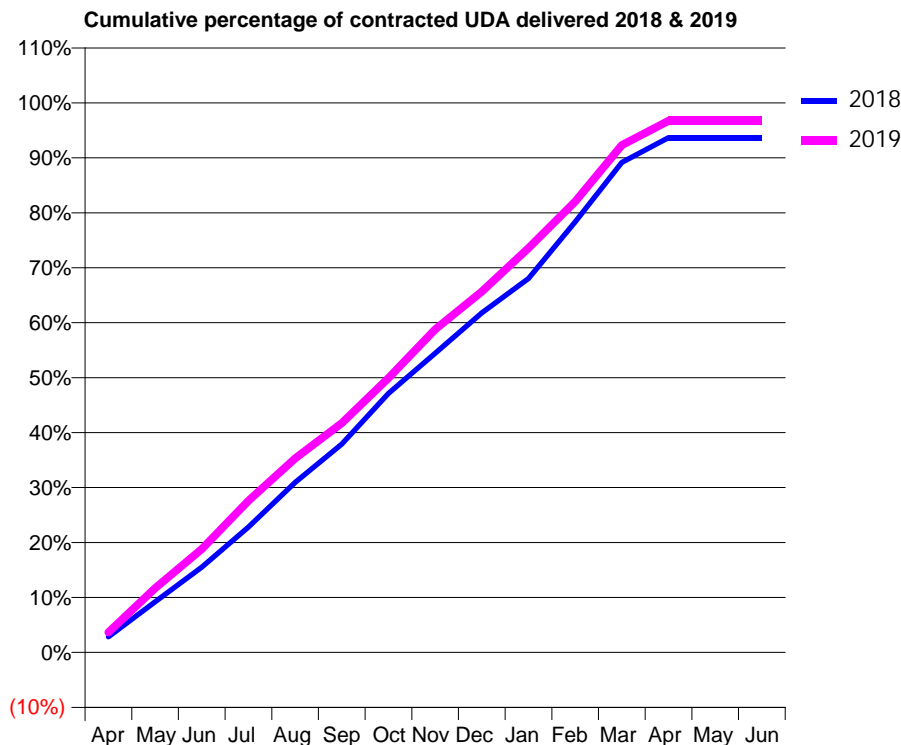
18/19 Contracted general activity (UDA)	22,053
Carry forward general activity (UDA)	0
18/19 Contracted orthodontic activity (UOA)	0
Carry forward orthodontic activity (UOA)	0
Baseline contract value	£518,879.71

### ACCESS\*

Patients seen in 24 months	Total	Change since previous quarter
Quarter ending March 2018	8,091	
Quarter ending June 2018	8,203	→
Quarter ending September 2018	8,156	→
Quarter ending December 2018	8,169	→
Quarter ending March 2019	8,136	→
<b>Variance since March 2018</b>	<b>0.6%</b>	<b>→</b>



### ACTIVITY



Adjusted Scheduled Activity (UDA)		
Month	2018	2019
April	626	807
May	2,029	2,580
June	3,423	4,143
July	5,035	6,086
August	6,823	7,788
September	8,356	9,200
October	10,398	11,012
November	12,004	12,963
December	13,630	14,480
January	15,010	16,222
February	17,277	18,098
March	19,666	20,356
April	20,659	21,331
May	20,659	21,331
June	20,659	21,331

### QUALITY

	Quantity	Base Number	Contract	LHB	Wales
% of FP17s for the same patient ID Re-attending within 3 months - Children	167	2,377	7.0%	8.4%	10.8%
% of FP17s for the same patient ID Re-attending within 3 months - Adults	1,490	8,582	17.4%	14.5%	15.7%
% of FP17s for the same patient ID Re-attending between 3 & 9 months - Children	1,058	2,377	44.5%	58.8%	59.7%
% of FP17s for the same patient ID Re-attending between 3 & 9 months - Adults	3,862	8,582	45.0%	55.4%	55.5%
% of FP17s for Band 1 Urgent Courses	1,197	10,986	10.9%	9.0%	9.0%
% of FP17s Relating to Free Repair or Replacements	100	10,986	0.9%	0.7%	0.7%
% of FP17s Relating to Continuations	210	10,986	1.9%	0.6%	0.7%
% of Patients satisfied with the dentistry they have received	20	21	95.2%	94.7%	92.4%
% of Patients satisfied with the time they had to wait for an appointment	20	21	95.2%	89.2%	87.1%

\* This is based on patients treated on this contract for their most recent course of treatment.  
Figures in italics indicate the base number of FP17s or Patient Questionnaire responses are less than 100. N/A is shown where the base number of responses is less than 10 during the period. % is calculated as Quantity/Base number\*100

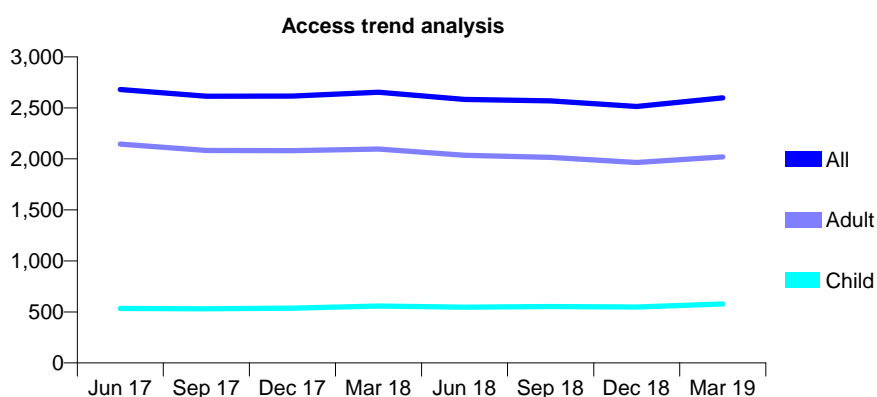
## 7A6 - Vital Signs At a Glance Contract Report for 162442/0001 - Year end March 2019

Name or company name	M J Dental Services Ltd
Contract type name	GDS Contract
Purpose of contract	General
Contract start date	01/07/2013
Contract end date	

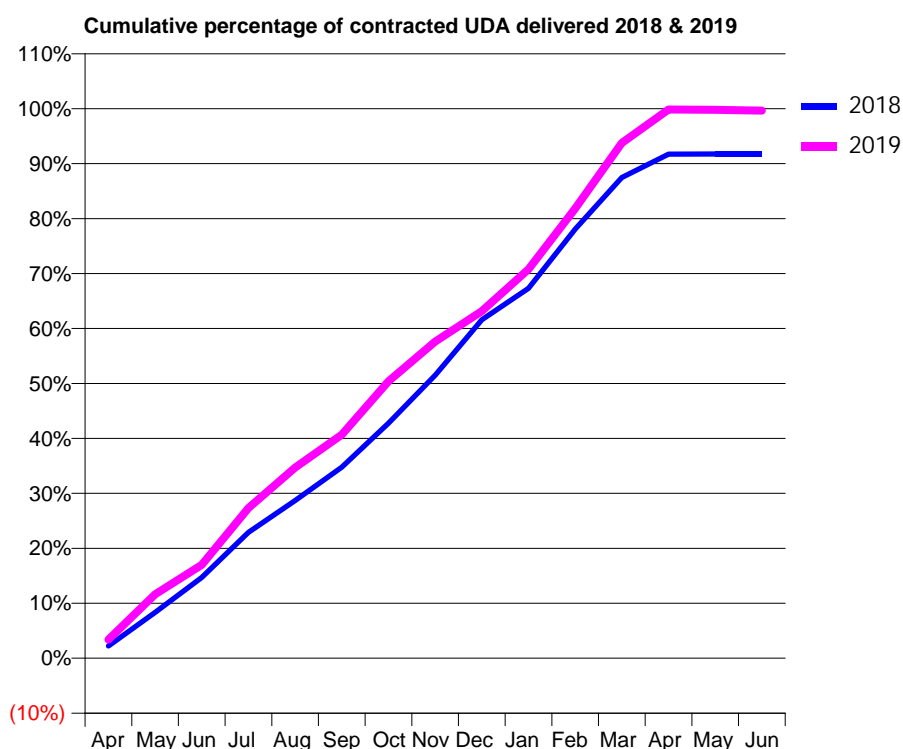
18/19 Contracted general activity (UDA)	9,545
Carry forward general activity (UDA)	0
18/19 Contracted orthodontic activity (UOA)	0
Carry forward orthodontic activity (UOA)	0
Baseline contract value	£247,514.46

### ACCESS\*

Patients seen in 24 months	Total	Change since previous quarter
Quarter ending March 2018	2,653	
Quarter ending June 2018	2,582	↓
Quarter ending September 2018	2,569	→
Quarter ending December 2018	2,513	↓
Quarter ending March 2019	2,598	↑
<b>Variance since March 2018</b>	<b>(2.1%)</b>	<b>↓</b>



### ACTIVITY



Adjusted Scheduled Activity (UDA)		
Month	2018	2019
April	211	326
May	799	1,111
June	1,402	1,621
July	2,184	2,610
August	2,739	3,312
September	3,319	3,884
October	4,082	4,811
November	4,916	5,501
December	5,877	6,028
January	6,423	6,755
February	7,452	7,811
March	8,348	8,950
April	8,753	9,531
May	8,757	9,524
June	8,757	9,511

### QUALITY

	Quantity	Base Number	Contract	LHB	Wales
% of FP17s for the same patient ID Re-attending within 3 months - Children	105	859	12.2%	8.4%	10.8%
% of FP17s for the same patient ID Re-attending within 3 months - Adults	596	3,290	18.1%	14.5%	15.7%
% of FP17s for the same patient ID Re-attending between 3 & 9 months - Children	470	859	54.7%	58.8%	59.7%
% of FP17s for the same patient ID Re-attending between 3 & 9 months - Adults	1,936	3,290	58.8%	55.4%	55.5%
% of FP17s for Band 1 Urgent Courses	338	4,172	8.1%	9.0%	9.0%
% of FP17s Relating to Free Repair or Replacements	45	4,172	1.1%	0.7%	0.7%
% of FP17s Relating to Continuations	18	4,172	0.4%	0.6%	0.7%
% of Patients satisfied with the dentistry they have received	7	11	63.6%	94.7%	92.4%
% of Patients satisfied with the time they had to wait for an appointment	6	11	54.5%	89.2%	87.1%

\* This is based on patients treated on this contract for their most recent course of treatment. Figures in italics indicate the base number of FP17s or Patient Questionnaire responses are less than 100. N/A is shown where the base number of responses is less than 10 during the period. % is calculated as Quantity/Base number\*100



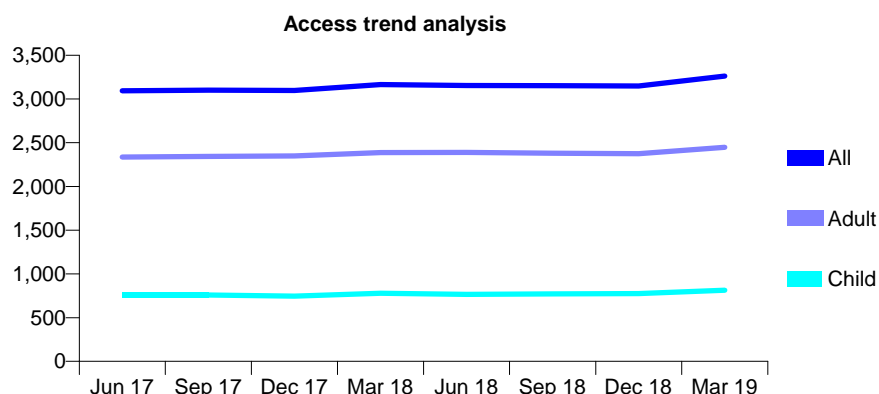
## 7A6 - Vital Signs At a Glance Contract Report for 170135/0001 - Year end March 2019

Name or company name	Mr R Sutherland
Contract type name	GDS Contract
Purpose of contract	General
Contract start date	01/12/2011
Contract end date	

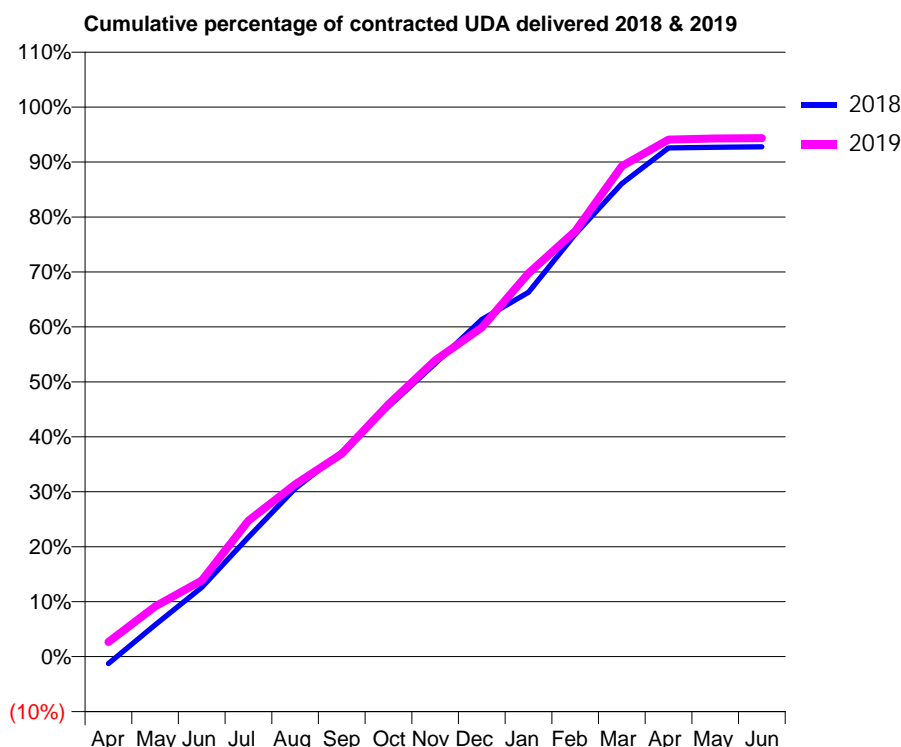
18/19 Contracted general activity (UDA)	11,984
Carry forward general activity (UDA)	0
18/19 Contracted orthodontic activity (UOA)	0
Carry forward orthodontic activity (UOA)	0
Baseline contract value	£315,026.26

### ACCESS\*

Patients seen in 24 months	Total	Change since previous quarter
Quarter ending March 2018	3,165	
Quarter ending June 2018	3,155	→
Quarter ending September 2018	3,151	→
Quarter ending December 2018	3,149	→
Quarter ending March 2019	3,263	↑
<b>Variance since March 2018</b>	<b>3.1%</b>	<b>↑</b>



### ACTIVITY



Adjusted Scheduled Activity (UDA)		
Month	2018	2019
April	-154	321
May	694	1,094
June	1,511	1,658
July	2,605	2,965
August	3,665	3,758
September	4,460	4,424
October	5,454	5,503
November	6,391	6,463
December	7,351	7,177
January	7,944	8,360
February	9,211	9,279
March	10,313	10,696
April	11,094	11,275
May	11,108	11,301
June	11,116	11,305

### QUALITY

	Quantity	Base Number	Contract	LHB	Wales
% of FP17s for the same patient ID Re-attending within 3 months - Children	61	1,130	5.4%	8.4%	10.8%
% of FP17s for the same patient ID Re-attending within 3 months - Adults	507	3,459	14.7%	14.5%	15.7%
% of FP17s for the same patient ID Re-attending between 3 & 9 months - Children	603	1,130	53.4%	58.8%	59.7%
% of FP17s for the same patient ID Re-attending between 3 & 9 months - Adults	1,803	3,459	52.1%	55.4%	55.5%
% of FP17s for Band 1 Urgent Courses	393	4,532	8.7%	9.0%	9.0%
% of FP17s Relating to Free Repair or Replacements	16	4,532	0.4%	0.7%	0.7%
% of FP17s Relating to Continuations	31	4,532	0.7%	0.6%	0.7%
% of Patients satisfied with the dentistry they have received	6	8	N/A	94.7%	92.4%
% of Patients satisfied with the time they had to wait for an appointment	8	8	N/A	89.2%	87.1%

\* This is based on patients treated on this contract for their most recent course of treatment.  
 Figures in *italics* indicate the base number of FP17s or Patient Questionnaire responses are less than 100. N/A is shown where the base number of responses is less than 10 during the period. % is calculated as Quantity/Base number\*100

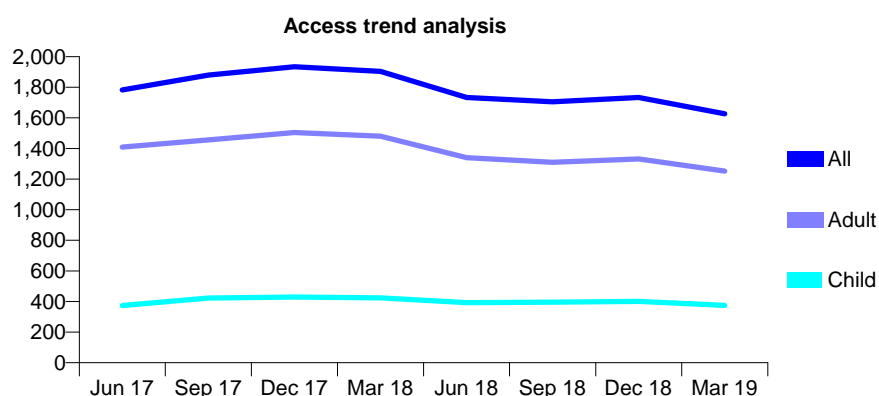
## 7A6 - Vital Signs At a Glance Contract Report for 175242/0001 - Year end March 2019

Name or company name	Gupta & Gupta Limited
Contract type name	GDS Contract
Purpose of contract	General
Contract start date	01/06/2013
Contract end date	

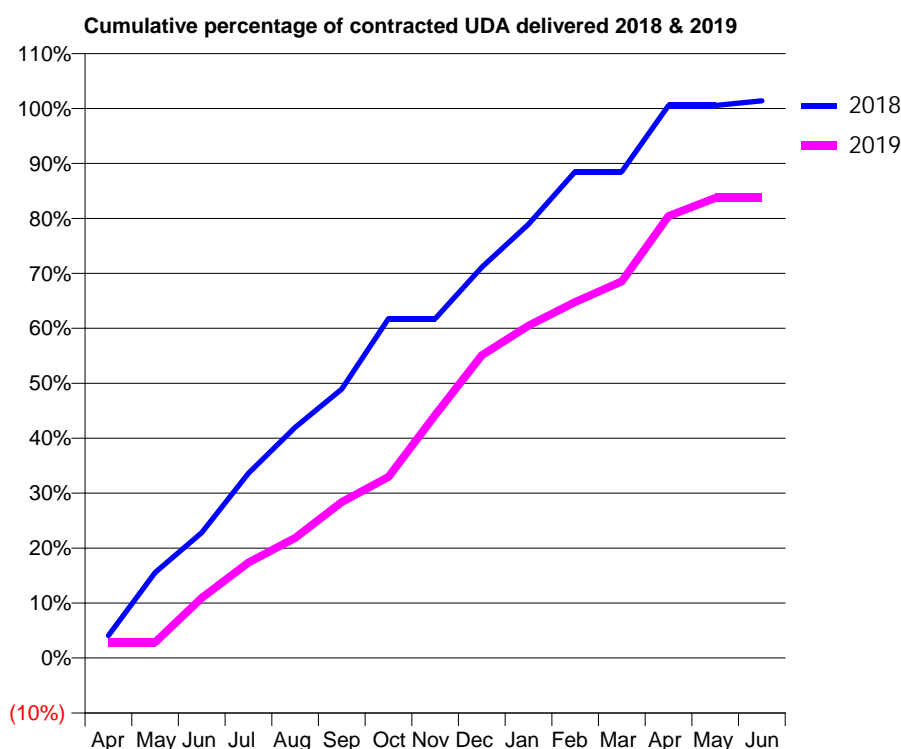
18/19 Contracted general activity (UDA)	5,278
Carry forward general activity (UDA)	-152
18/19 Contracted orthodontic activity (UOA)	0
Carry forward orthodontic activity (UOA)	0
Baseline contract value	£136,231.11

### ACCESS\*

Patients seen in 24 months	Total	Change since previous quarter
Quarter ending March 2018	1,904	
Quarter ending June 2018	1,733	↓
Quarter ending September 2018	1,705	↓
Quarter ending December 2018	1,733	→
Quarter ending March 2019	1,627	↓
<b>Variance since March 2018</b>	<b>(14.5%)</b>	<b>↓</b>



### ACTIVITY



Adjusted Scheduled Activity (UDA)		
Month	2018	2019
April	216	152
May	822	152
June	1,205	577
July	1,775	918
August	2,215	1,153
September	2,583	1,498
October	3,259	1,739
November	3,259	2,334
December	3,752	2,909
January	4,165	3,192
February	4,672	3,419
March	4,672	3,617
April	5,307	4,246
May	5,307	4,418
June	5,352	4,418

### QUALITY

	Quantity	Base Number	Contract	LHB	Wales
% of FP17s for the same patient ID Re-attending within 3 months - Children	46	534	8.6%	8.4%	10.8%
% of FP17s for the same patient ID Re-attending within 3 months - Adults	181	1,625	11.1%	14.5%	15.7%
% of FP17s for the same patient ID Re-attending between 3 & 9 months - Children	297	534	55.6%	58.8%	59.7%
% of FP17s for the same patient ID Re-attending between 3 & 9 months - Adults	688	1,625	42.3%	55.4%	55.5%
% of FP17s for Band 1 Urgent Courses	94	2,299	4.1%	9.0%	9.0%
% of FP17s Relating to Free Repair or Replacements	14	2,299	0.6%	0.7%	0.7%
% of FP17s Relating to Continuations	3	2,299	0.1%	0.6%	0.7%
% of Patients satisfied with the dentistry they have received	0	0	N/A	94.7%	92.4%
% of Patients satisfied with the time they had to wait for an appointment	0	0	N/A	89.2%	87.1%

\* This is based on patients treated on this contract for their most recent course of treatment.

Figures in italics indicate the base number of FP17s or Patient Questionnaire responses are less than 100. N/A is shown where the base number of responses is less than 10 during the period. % is calculated as Quantity/Base number\*100

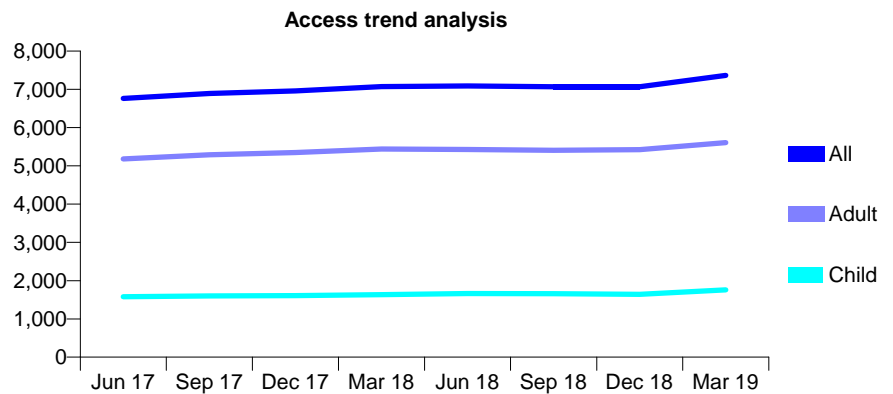
## 7A6 - Vital Signs At a Glance Contract Report for 176222/0001 - Year end March 2019

Name or company name	Mr C Hall
Contract type name	GDS Contract
Purpose of contract	General
Contract start date	01/10/2014
Contract end date	

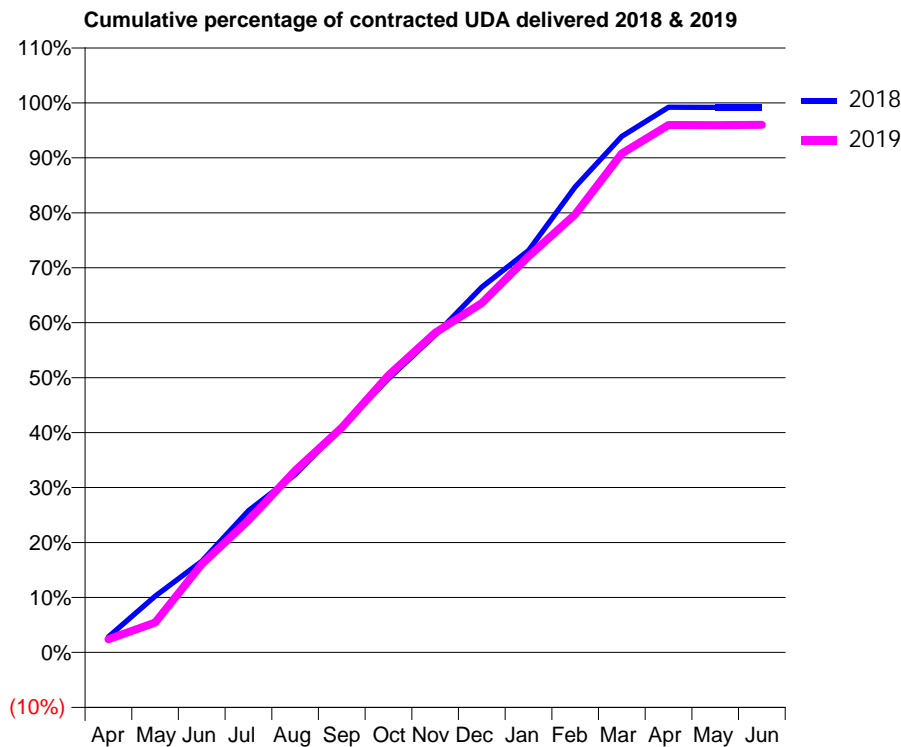
18/19 Contracted general activity (UDA)	21,150
Carry forward general activity (UDA)	174
18/19 Contracted orthodontic activity (UOA)	0
Carry forward orthodontic activity (UOA)	0
Baseline contract value	£569,622.33

### ACCESS\*

Patients seen in 24 months	Total	Change since previous quarter
Quarter ending March 2018	7,072	
Quarter ending June 2018	7,088	→
Quarter ending September 2018	7,066	→
Quarter ending December 2018	7,066	→
Quarter ending March 2019	7,364	↑
<b>Variance since March 2018</b>	<b>4.1%</b>	<b>↑</b>



### ACTIVITY



Adjusted Scheduled Activity (UDA)		
Month	2018	2019
April	604	511
May	2,165	1,151
June	3,507	3,398
July	5,455	5,085
August	6,846	7,003
September	8,669	8,649
October	10,532	10,660
November	12,219	12,307
December	14,058	13,445
January	15,470	15,240
February	17,918	16,863
March	19,859	19,204
April	20,981	20,298
May	20,973	20,294
June	20,972	20,302

### QUALITY

	Quantity	Base Number	Contract	LHB	Wales
% of FP17s for the same patient ID Re-attending within 3 months - Children	98	2,452	4.0%	8.4%	10.8%
% of FP17s for the same patient ID Re-attending within 3 months - Adults	734	7,379	9.9%	14.5%	15.7%
% of FP17s for the same patient ID Re-attending between 3 & 9 months - Children	1,467	2,452	59.8%	58.8%	59.7%
% of FP17s for the same patient ID Re-attending between 3 & 9 months - Adults	3,789	7,379	51.3%	55.4%	55.5%
% of FP17s for Band 1 Urgent Courses	664	9,889	6.7%	9.0%	9.0%
% of FP17s Relating to Free Repair or Replacements	39	9,889	0.4%	0.7%	0.7%
% of FP17s Relating to Continuations	5	9,889	0.1%	0.6%	0.7%
% of Patients satisfied with the dentistry they have received	10	12	83.3%	94.7%	92.4%
% of Patients satisfied with the time they had to wait for an appointment	12	12	100.0%	89.2%	87.1%

\* This is based on patients treated on this contract for their most recent course of treatment. Figures in italics indicate the base number of FP17s or Patient Questionnaire responses are less than 100. N/A is shown where the base number of responses is less than 10 during the period. % is calculated as Quantity/Base number\*100

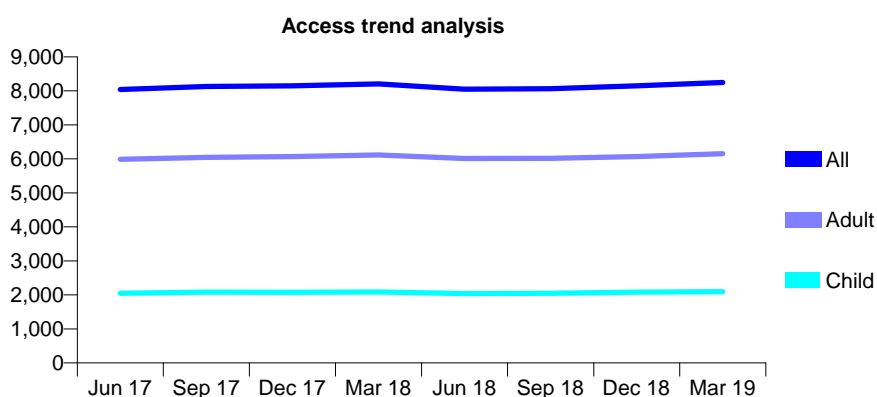
## 7A6 - Vital Signs At a Glance Contract Report for 177822/0001 - Year end March 2019

Name or company name	Beaufort Park Dental Care Ltd
Contract type name	Pilot Contract
Purpose of contract	General
Contract start date	01/12/2010
Contract end date	

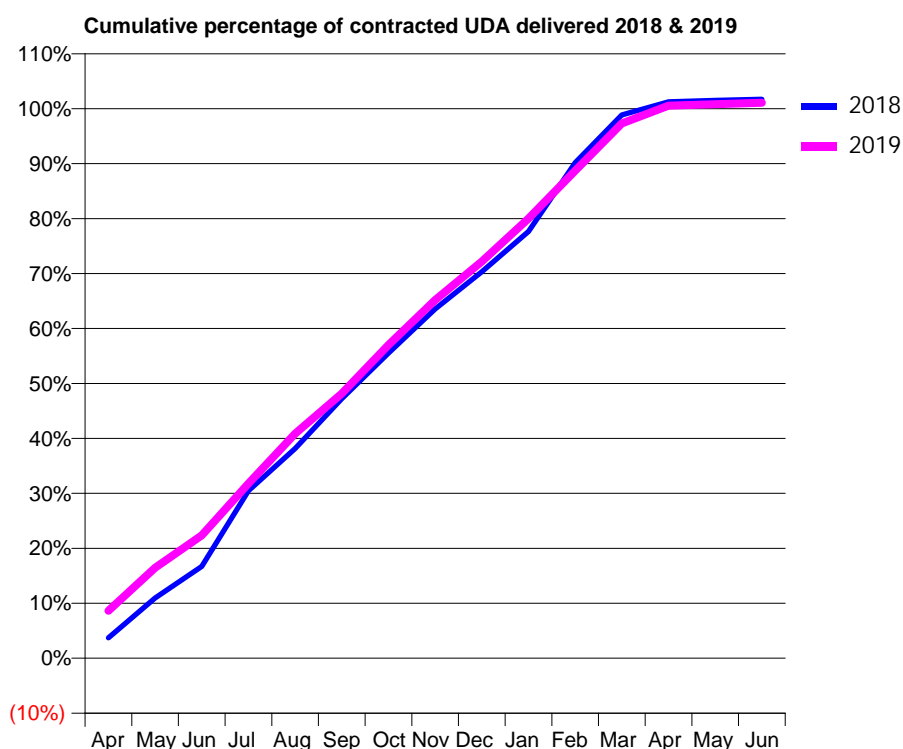
18/19 Contracted general activity (UDA)	22,070
Carry forward general activity (UDA)	-687
18/19 Contracted orthodontic activity (UOA)	0
Carry forward orthodontic activity (UOA)	0
Baseline contract value	£606,778.96

### ACCESS\*

Patients seen in 24 months	Total	Change since previous quarter
Quarter ending March 2018	8,204	
Quarter ending June 2018	8,050	↓
Quarter ending September 2018	8,066	→
Quarter ending December 2018	8,147	→
Quarter ending March 2019	8,247	→
<b>Variance since March 2018</b>	<b>0.5%</b>	<b>→</b>



### ACTIVITY



Adjusted Scheduled Activity (UDA)		
Month	2018	2019
April	821	1,909
May	2,416	3,635
June	3,686	4,934
July	6,730	7,018
August	8,420	9,021
September	10,418	10,630
October	12,250	12,581
November	14,027	14,389
December	15,520	15,932
January	17,134	17,660
February	19,904	19,580
March	21,814	21,471
April	22,342	22,190
May	22,399	22,250
June	22,450	22,301

### QUALITY

	Quantity	Base Number	Contract	LHB	Wales
% of FP17s for the same patient ID Re-attending within 3 months - Children	102	2,759	3.7%	8.4%	10.8%
% of FP17s for the same patient ID Re-attending within 3 months - Adults	717	7,853	9.1%	14.5%	15.7%
% of FP17s for the same patient ID Re-attending between 3 & 9 months - Children	1,467	2,759	53.2%	58.8%	59.7%
% of FP17s for the same patient ID Re-attending between 3 & 9 months - Adults	4,030	7,853	51.3%	55.4%	55.5%
% of FP17s for Band 1 Urgent Courses	542	10,654	5.1%	9.0%	9.0%
% of FP17s Relating to Free Repair or Replacements	74	10,654	0.7%	0.7%	0.7%
% of FP17s Relating to Continuations	52	10,654	0.5%	0.6%	0.7%
% of Patients satisfied with the dentistry they have received	11	12	91.7%	94.7%	92.4%
% of Patients satisfied with the time they had to wait for an appointment	11	12	91.7%	89.2%	87.1%

\* This is based on patients treated on this contract for their most recent course of treatment. Figures in italics indicate the base number of FP17s or Patient Questionnaire responses are less than 100. N/A is shown where the base number of responses is less than 10 during the period. % is calculated as Quantity/Base number\*100

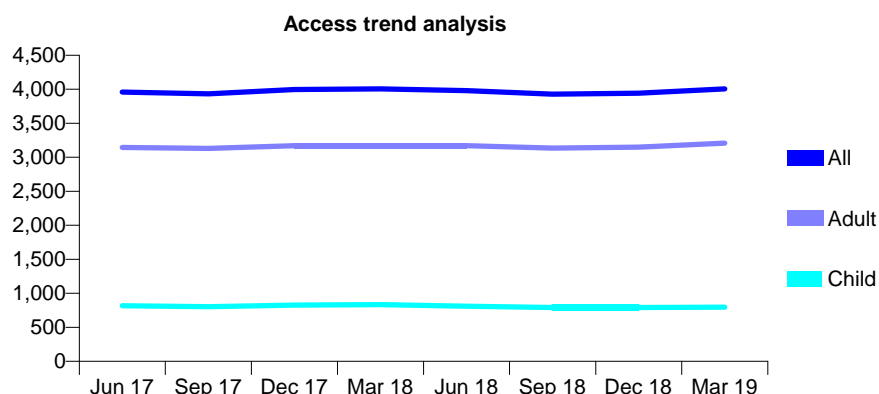
## 7A6 - Vital Signs At a Glance Contract Report for 180025/0001 - Year end March 2019

Name or company name	Dr James Thomas & Dr Iman Mehdi
Contract type name	GDS Contract
Purpose of contract	General
Contract start date	01/02/2009
Contract end date	

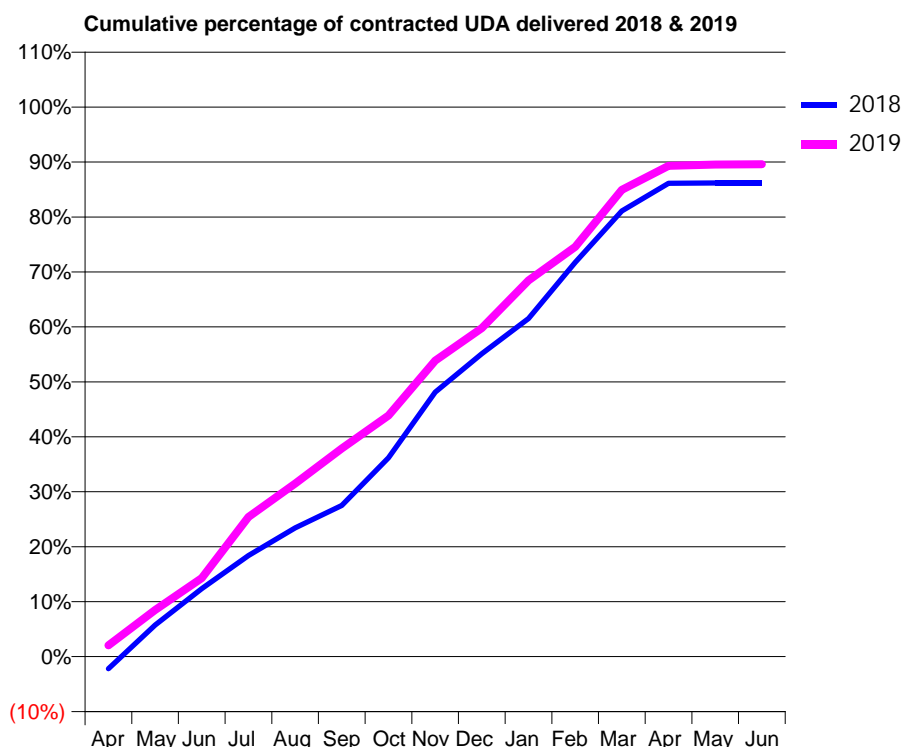
18/19 Contracted general activity (UDA)	14,481
Carry forward general activity (UDA)	0
18/19 Contracted orthodontic activity (UOA)	0
Carry forward orthodontic activity (UOA)	0
Baseline contract value	£365,448.85

### ACCESS\*

Patients seen in 24 months	Total	Change since previous quarter
Quarter ending March 2018	4,004	
Quarter ending June 2018	3,980	→
Quarter ending September 2018	3,928	↓
Quarter ending December 2018	3,942	→
Quarter ending March 2019	4,006	→
<b>Variance since March 2018</b>	<b>0.0%</b>	<b>→</b>



### ACTIVITY



Adjusted Scheduled Activity (UDA)		
Month	2018	2019
April	-323	298
May	834	1,232
June	1,792	2,067
July	2,661	3,680
August	3,393	4,562
September	3,983	5,485
October	5,243	6,355
November	6,971	7,798
December	7,981	8,656
January	8,909	9,911
February	10,390	10,796
March	11,742	12,298
April	12,473	12,934
May	12,480	12,964
June	12,479	12,972

### QUALITY

	Quantity	Base Number	Contract	LHB	Wales
% of FP17s for the same patient ID Re-attending within 3 months - Children	98	977	10.0%	8.4%	10.8%
% of FP17s for the same patient ID Re-attending within 3 months - Adults	749	4,343	17.2%	14.5%	15.7%
% of FP17s for the same patient ID Re-attending between 3 & 9 months - Children	442	977	45.2%	58.8%	59.7%
% of FP17s for the same patient ID Re-attending between 3 & 9 months - Adults	1,969	4,343	45.3%	55.4%	55.5%
% of FP17s for Band 1 Urgent Courses	865	5,331	16.2%	9.0%	9.0%
% of FP17s Relating to Free Repair or Replacements	79	5,331	1.5%	0.7%	0.7%
% of FP17s Relating to Continuations	77	5,331	1.4%	0.6%	0.7%
% of Patients satisfied with the dentistry they have received	10	10	100.0%	94.7%	92.4%
% of Patients satisfied with the time they had to wait for an appointment	10	10	100.0%	89.2%	87.1%

\* This is based on patients treated on this contract for their most recent course of treatment.  
 Figures in *italics* indicate the base number of FP17s or Patient Questionnaire responses are less than 100. N/A is shown where the base number of responses is less than 10 during the period. % is calculated as Quantity/Base number\*100

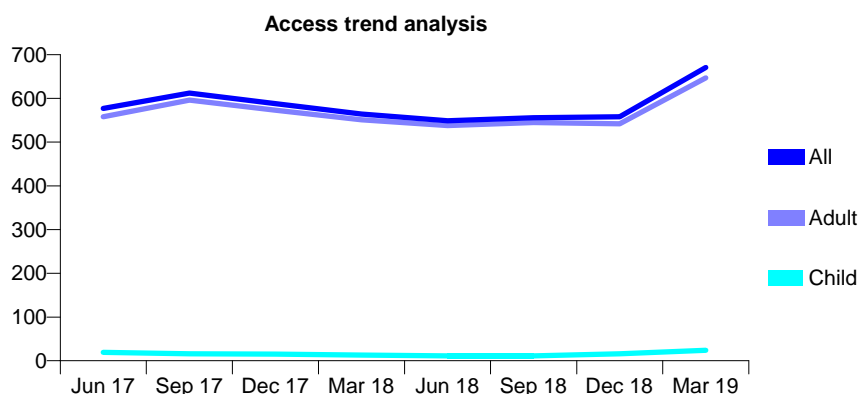
## 7A6 - Vital Signs At a Glance Contract Report for 180025/0002 - Year end March 2019

Name or company name	Dr James Thomas & Dr Iman Mehdi
Contract type name	GDS Contract
Purpose of contract	General
Contract start date	01/02/2009
Contract end date	

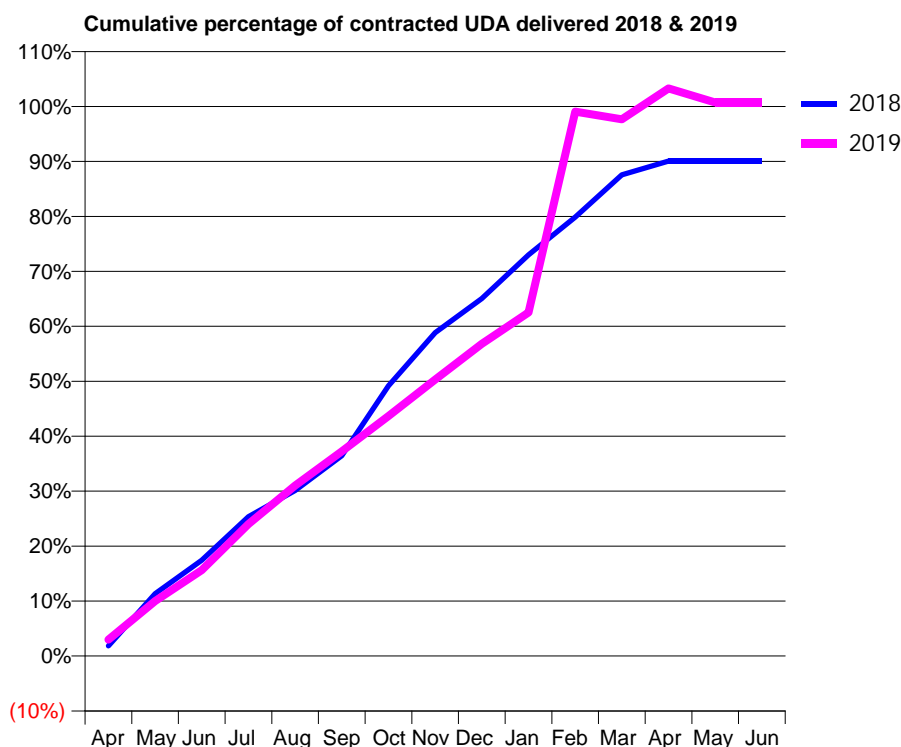
18/19 Contracted general activity (UDA)	1,044
Carry forward general activity (UDA)	0
18/19 Contracted orthodontic activity (UOA)	0
Carry forward orthodontic activity (UOA)	0
Baseline contract value	£37,883.00

### ACCESS\*

Patients seen in 24 months	Total	Change since previous quarter
Quarter ending March 2018	564	
Quarter ending June 2018	549	↓
Quarter ending September 2018	556	→
Quarter ending December 2018	558	→
Quarter ending March 2019	671	↑
<b>Variance since March 2018</b>	<b>19.0%</b>	<b>↑</b>



### ACTIVITY



Adjusted Scheduled Activity (UDA)		
Month	2018	2019
April	17	31
May	103	104
June	158	163
July	230	251
August	273	324
September	331	389
October	446	456
November	534	525
December	590	593
January	662	653
February	724	1,034
March	794	1,020
April	817	1,078
May	817	1,051
June	817	1,051

### QUALITY

	Quantity	Base Number	Contract	LHB	Wales
% of FP17s for the same patient ID Re-attending within 3 months - Children	0	30	0.0%	8.4%	10.8%
% of FP17s for the same patient ID Re-attending within 3 months - Adults	20	717	2.8%	14.5%	15.7%
% of FP17s for the same patient ID Re-attending between 3 & 9 months - Children	1	30	3.3%	58.8%	59.7%
% of FP17s for the same patient ID Re-attending between 3 & 9 months - Adults	15	717	2.1%	55.4%	55.5%
% of FP17s for Band 1 Urgent Courses	718	761	94.3%	9.0%	9.0%
% of FP17s Relating to Free Repair or Replacements	0	761	0.0%	0.7%	0.7%
% of FP17s Relating to Continuations	2	761	0.3%	0.6%	0.7%
% of Patients satisfied with the dentistry they have received	1	1	N/A	94.7%	92.4%
% of Patients satisfied with the time they had to wait for an appointment	1	1	N/A	89.2%	87.1%

\* This is based on patients treated on this contract for their most recent course of treatment.

Figures in italics indicate the base number of FP17s or Patient Questionnaire responses are less than 100. N/A is shown where the base number of responses is less than 10 during the period. % is calculated as Quantity/Base number\*100

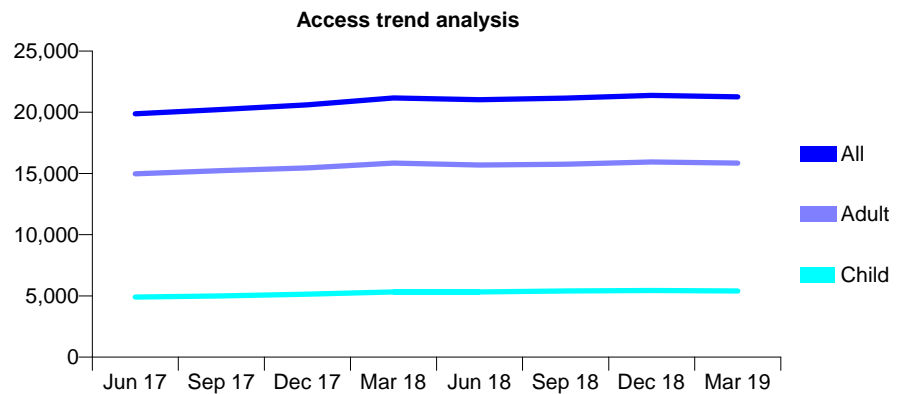
## 7A6 - Vital Signs At a Glance Contract Report for 181641/0001 - Year end March 2019

Name or company name	Noblecourt Ltd & Northberry Ltd
Contract type name	Pilot Contract
Purpose of contract	General
Contract start date	13/09/2011
Contract end date	

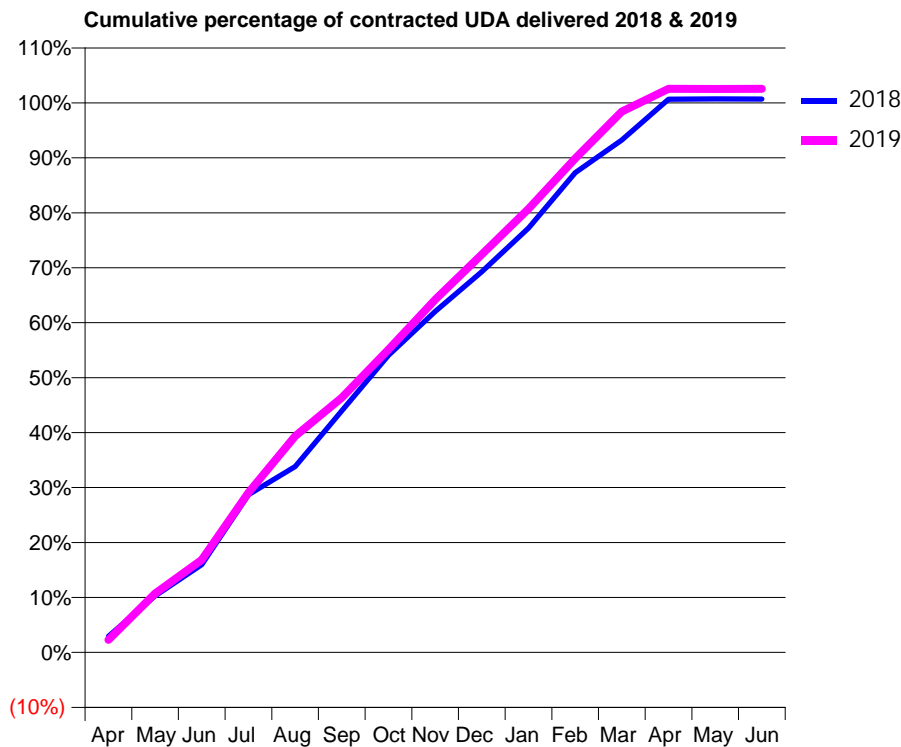
18/19 Contracted general activity (UDA)	51,282
Carry forward general activity (UDA)	-497
18/19 Contracted orthodontic activity (UOA)	0
Carry forward orthodontic activity (UOA)	0
Baseline contract value	£1,828,807.81

### ACCESS\*

Patients seen in 24 months	Total	Change since previous quarter
Quarter ending March 2018	21,166	
Quarter ending June 2018	21,028	→
Quarter ending September 2018	21,163	→
Quarter ending December 2018	21,379	→
Quarter ending March 2019	21,253	→
<b>Variance since March 2018</b>	<b>0.4%</b>	<b>→</b>



### ACTIVITY



Adjusted Scheduled Activity (UDA)		
Month	2018	2019
April	1,545	1,172
May	5,430	5,508
June	8,423	8,638
July	15,126	14,919
August	17,836	20,179
September	23,171	23,773
October	28,484	28,262
November	32,701	32,922
December	36,510	37,141
January	40,690	41,382
February	46,003	46,097
March	49,146	50,464
April	53,062	52,583
May	53,081	52,575
June	53,069	52,588

### QUALITY

	Quantity	Base Number	Contract	LHB	Wales
% of FP17s for the same patient ID Re-attending within 3 months - Children	505	7,359	6.9%	8.4%	10.8%
% of FP17s for the same patient ID Re-attending within 3 months - Adults	2,915	21,365	13.6%	14.5%	15.7%
% of FP17s for the same patient ID Re-attending between 3 & 9 months - Children	3,950	7,359	53.7%	58.8%	59.7%
% of FP17s for the same patient ID Re-attending between 3 & 9 months - Adults	10,956	21,365	51.3%	55.4%	55.5%
% of FP17s for Band 1 Urgent Courses	2,573	27,932	9.2%	9.0%	9.0%
% of FP17s Relating to Free Repair or Replacements	125	27,932	0.4%	0.7%	0.7%
% of FP17s Relating to Continuations	68	27,932	0.2%	0.6%	0.7%
% of Patients satisfied with the dentistry they have received	25	29	86.2%	94.7%	92.4%
% of Patients satisfied with the time they had to wait for an appointment	23	29	79.3%	89.2%	87.1%

\* This is based on patients treated on this contract for their most recent course of treatment.

Figures in italics indicate the base number of FP17s or Patient Questionnaire responses are less than 100. N/A is shown where the base number of responses is less than 10 during the period. % is calculated as Quantity/Base number\*100



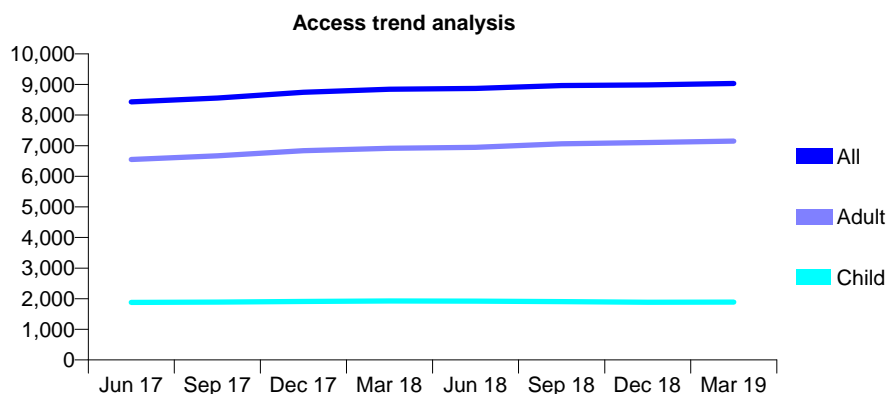
## 7A6 - Vital Signs At a Glance Contract Report for 183350/0001 - Year end March 2019

Name or company name	Crosskeys Dental Practice Limited
Contract type name	GDS Contract
Purpose of contract	General
Contract start date	01/06/2013
Contract end date	

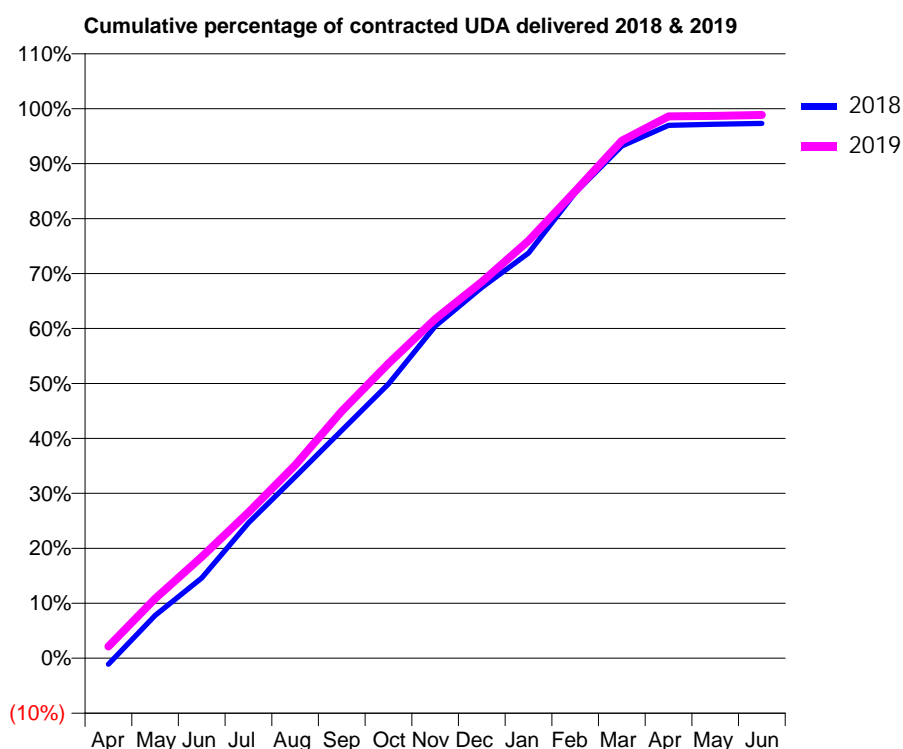
18/19 Contracted general activity (UDA)	28,668
Carry forward general activity (UDA)	735
18/19 Contracted orthodontic activity (UOA)	0
Carry forward orthodontic activity (UOA)	0
Baseline contract value	£734,314.05

### ACCESS\*

Patients seen in 24 months	Total	Change since previous quarter
Quarter ending March 2018	8,845	
Quarter ending June 2018	8,869	→
Quarter ending September 2018	8,965	→
Quarter ending December 2018	8,989	→
Quarter ending March 2019	9,036	→
<b>Variance since March 2018</b>	<b>2.2%</b>	<b>↑</b>



### ACTIVITY



Adjusted Scheduled Activity (UDA)		
Month	2018	2019
April	-317	617
May	2,235	3,115
June	4,185	5,291
July	7,059	7,610
August	9,466	10,067
September	11,889	12,891
October	14,308	15,371
November	17,320	17,693
December	19,341	19,633
January	21,128	21,777
February	24,282	24,364
March	26,717	26,996
April	27,796	28,264
May	27,861	28,290
June	27,892	28,339

### QUALITY

	Quantity	Base Number	Contract	LHB	Wales
% of FP17s for the same patient ID Re-attending within 3 months - Children	187	3,052	6.1%	8.4%	10.8%
% of FP17s for the same patient ID Re-attending within 3 months - Adults	1,274	11,340	11.2%	14.5%	15.7%
% of FP17s for the same patient ID Re-attending between 3 & 9 months - Children	2,113	3,052	69.2%	58.8%	59.7%
% of FP17s for the same patient ID Re-attending between 3 & 9 months - Adults	7,393	11,340	65.2%	55.4%	55.5%
% of FP17s for Band 1 Urgent Courses	1,327	14,488	9.2%	9.0%	9.0%
% of FP17s Relating to Free Repair or Replacements	84	14,488	0.6%	0.7%	0.7%
% of FP17s Relating to Continuations	67	14,488	0.5%	0.6%	0.7%
% of Patients satisfied with the dentistry they have received	17	19	89.5%	94.7%	92.4%
% of Patients satisfied with the time they had to wait for an appointment	13	19	68.4%	89.2%	87.1%

\* This is based on patients treated on this contract for their most recent course of treatment. Figures in italics indicate the base number of FP17s or Patient Questionnaire responses are less than 100. N/A is shown where the base number of responses is less than 10 during the period. % is calculated as Quantity/Base number\*100

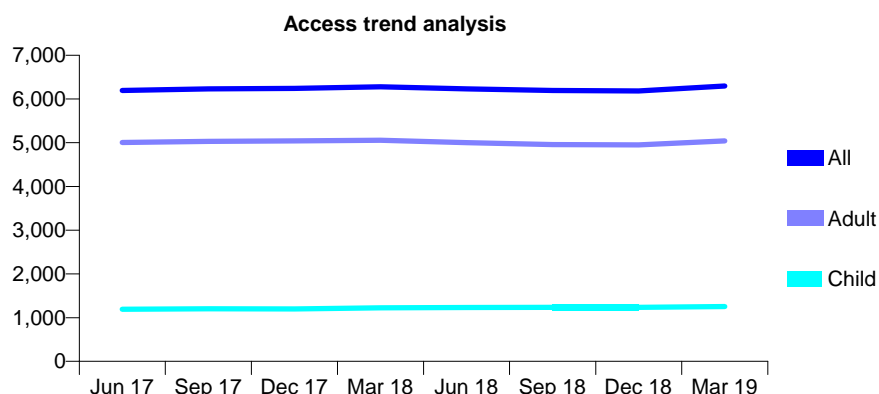
## 7A6 - Vital Signs At a Glance Contract Report for 187933/0001 - Year end March 2019

Name or company name	A J Sullivan Healthcare Limited
Contract type name	GDS Contract
Purpose of contract	General
Contract start date	01/10/2010
Contract end date	

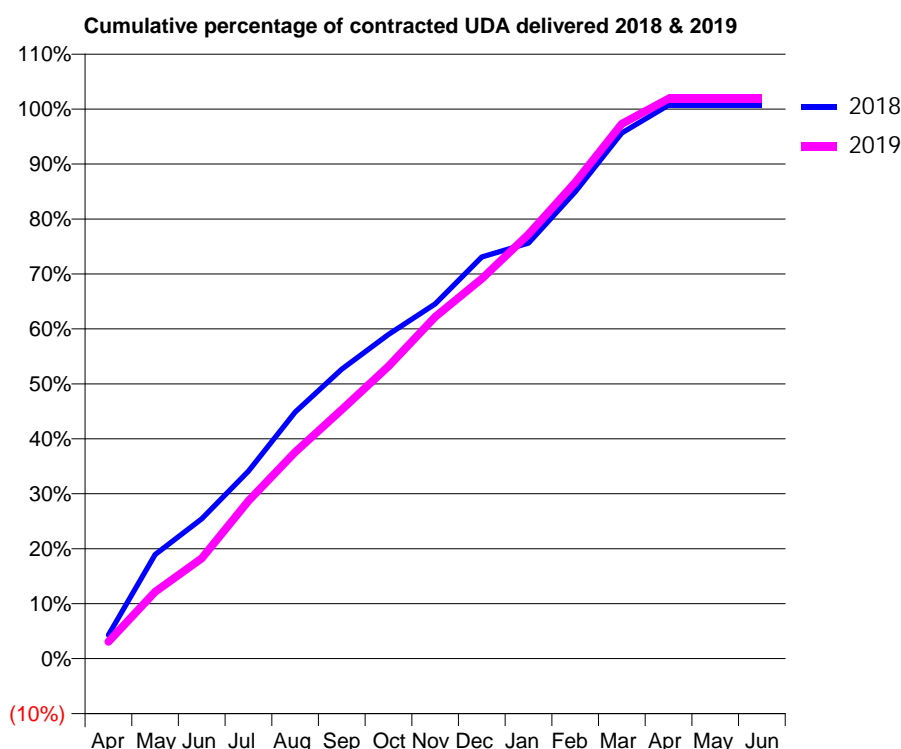
18/19 Contracted general activity (UDA)	23,252
Carry forward general activity (UDA)	-269
18/19 Contracted orthodontic activity (UOA)	0
Carry forward orthodontic activity (UOA)	0
Baseline contract value	£630,310.09

### ACCESS\*

Patients seen in 24 months	Total	Change since previous quarter
Quarter ending March 2018	6,280	
Quarter ending June 2018	6,234	→
Quarter ending September 2018	6,192	→
Quarter ending December 2018	6,185	→
Quarter ending March 2019	6,296	→
<b>Variance since March 2018</b>	<b>0.3%</b>	<b>→</b>



### ACTIVITY



Adjusted Scheduled Activity (UDA)		
Month	2018	2019
April	1,001	712
May	4,405	2,828
June	5,916	4,239
July	7,933	6,672
August	10,433	8,736
September	12,245	10,530
October	13,714	12,373
November	15,014	14,459
December	16,992	16,075
January	17,581	17,952
February	19,749	20,145
March	22,242	22,622
April	23,417	23,689
May	23,420	23,689
June	23,422	23,690

### QUALITY

	Quantity	Base Number	Contract	LHB	Wales
% of FP17s for the same patient ID Re-attending within 3 months - Children	181	2,043	8.9%	8.4%	10.8%
% of FP17s for the same patient ID Re-attending within 3 months - Adults	2,009	9,007	22.3%	14.5%	15.7%
% of FP17s for the same patient ID Re-attending between 3 & 9 months - Children	1,185	2,043	58.0%	58.8%	59.7%
% of FP17s for the same patient ID Re-attending between 3 & 9 months - Adults	5,235	9,007	58.1%	55.4%	55.5%
% of FP17s for Band 1 Urgent Courses	1,142	10,967	10.4%	9.0%	9.0%
% of FP17s Relating to Free Repair or Replacements	211	10,967	1.9%	0.7%	0.7%
% of FP17s Relating to Continuations	89	10,967	0.8%	0.6%	0.7%
% of Patients satisfied with the dentistry they have received	19	19	100.0%	94.7%	92.4%
% of Patients satisfied with the time they had to wait for an appointment	18	19	94.7%	89.2%	87.1%

\* This is based on patients treated on this contract for their most recent course of treatment.  
 Figures in *italics* indicate the base number of FP17s or Patient Questionnaire responses are less than 100. N/A is shown where the base number of responses is less than 10 during the period. % is calculated as Quantity/Base number\*100

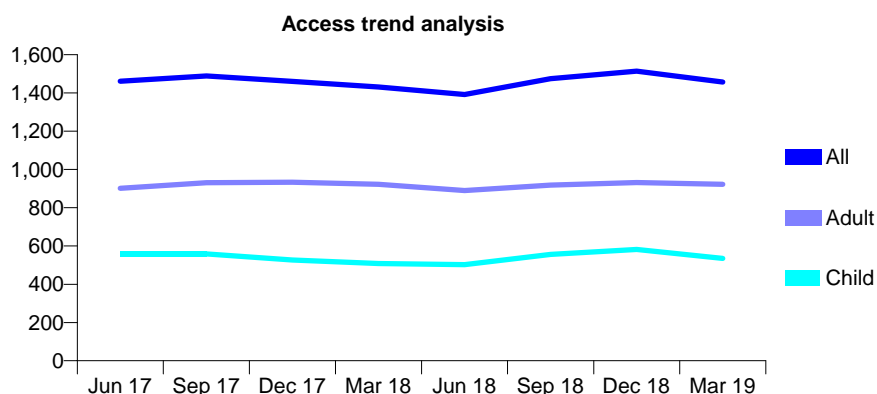
## 7A6 - Vital Signs At a Glance Contract Report for 188069/0001 - Year end March 2019

Name or company name	Rowancrown Ltd
Contract type name	GDS Contract
Purpose of contract	General
Contract start date	01/03/2012
Contract end date	

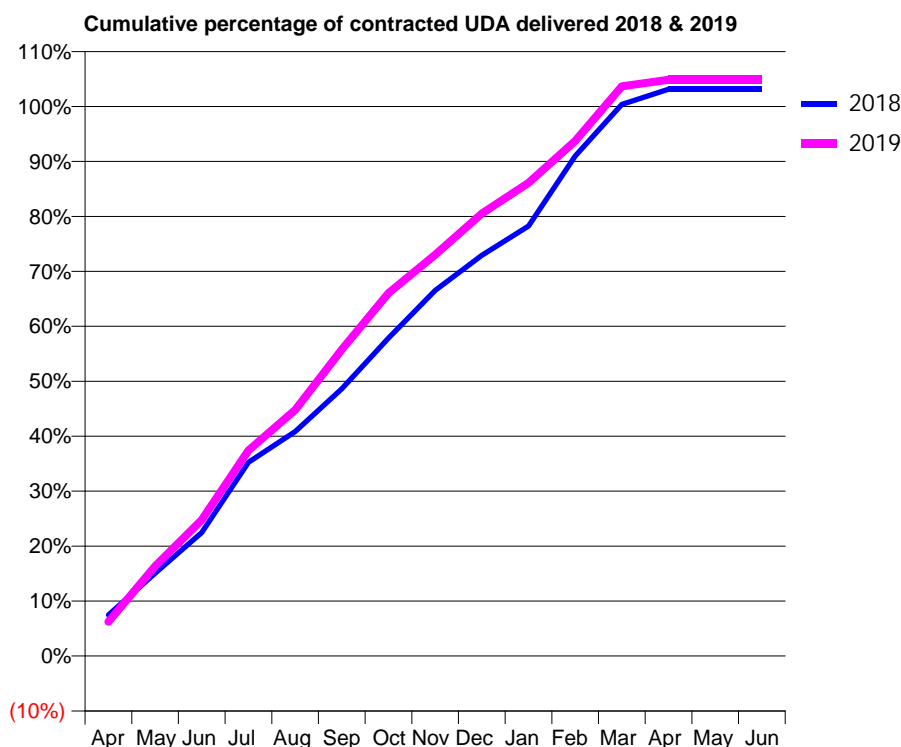
18/19 Contracted general activity (UDA)	4,767
Carry forward general activity (UDA)	-229
18/19 Contracted orthodontic activity (UOA)	0
Carry forward orthodontic activity (UOA)	0
Baseline contract value	£134,130.30

### ACCESS\*

Patients seen in 24 months	Total	Change since previous quarter
Quarter ending March 2018	1,431	
Quarter ending June 2018	1,392	↓
Quarter ending September 2018	1,474	↑
Quarter ending December 2018	1,514	↑
Quarter ending March 2019	1,457	↓
<b>Variance since March 2018</b>	<b>1.8%</b>	<b>→</b>



### ACTIVITY



Adjusted Scheduled Activity (UDA)		
Month	2018	2019
April	356	298
May	718	779
June	1,070	1,180
July	1,680	1,783
August	1,947	2,134
September	2,317	2,657
October	2,758	3,148
November	3,172	3,481
December	3,476	3,838
January	3,729	4,105
February	4,337	4,468
March	4,785	4,941
April	4,915	4,998
May	4,915	4,998
June	4,915	4,998

### QUALITY

	Quantity	Base Number	Contract	LHB	Wales
% of FP17s for the same patient ID Re-attending within 3 months - Children	51	937	5.4%	8.4%	10.8%
% of FP17s for the same patient ID Re-attending within 3 months - Adults	119	1,327	9.0%	14.5%	15.7%
% of FP17s for the same patient ID Re-attending between 3 & 9 months - Children	454	937	48.5%	58.8%	59.7%
% of FP17s for the same patient ID Re-attending between 3 & 9 months - Adults	508	1,327	38.3%	55.4%	55.5%
% of FP17s for Band 1 Urgent Courses	227	2,223	10.2%	9.0%	9.0%
% of FP17s Relating to Free Repair or Replacements	4	2,223	0.2%	0.7%	0.7%
% of FP17s Relating to Continuations	7	2,223	0.3%	0.6%	0.7%
% of Patients satisfied with the dentistry they have received	1	1	N/A	94.7%	92.4%
% of Patients satisfied with the time they had to wait for an appointment	1	1	N/A	89.2%	87.1%

\* This is based on patients treated on this contract for their most recent course of treatment.

Figures in italics indicate the base number of FP17s or Patient Questionnaire responses are less than 100. N/A is shown where the base number of responses is less than 10 during the period. % is calculated as Quantity/Base number\*100

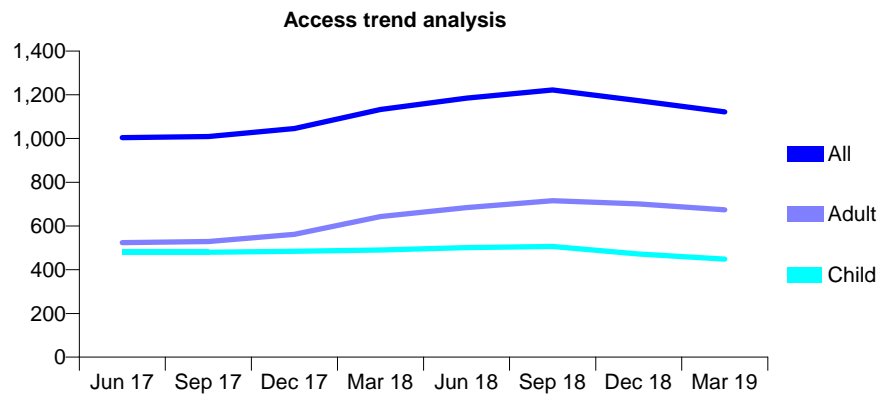
## 7A6 - Vital Signs At a Glance Contract Report for 190195/0009 - Year end March 2019

Name or company name	Xeon Smiles UK Ltd
Contract type name	GDS Contract
Purpose of contract	General
Contract start date	01/04/2012
Contract end date	

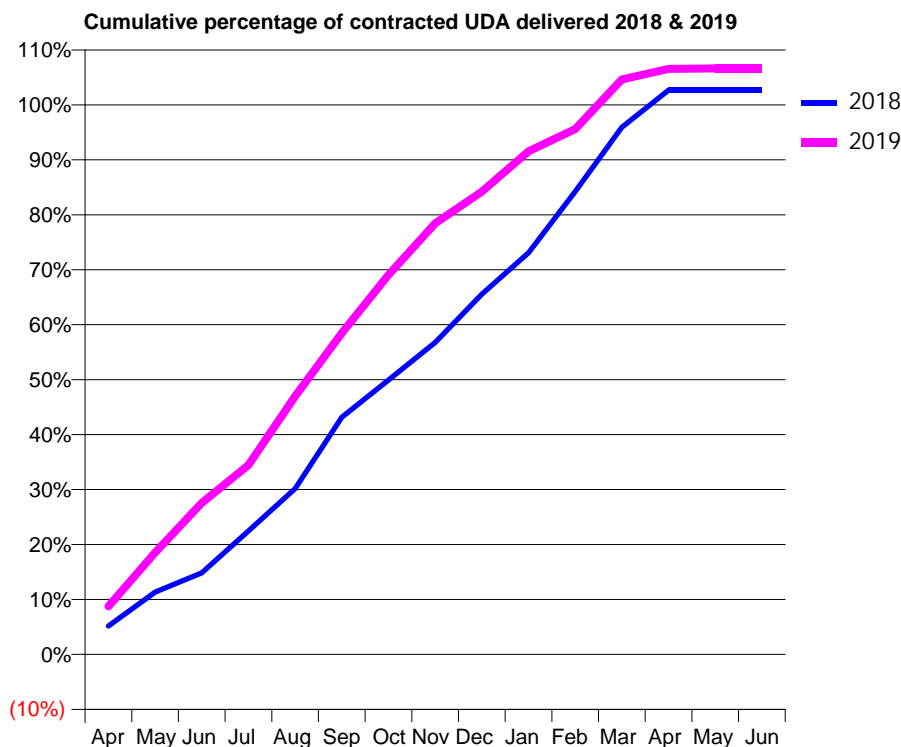
18/19 Contracted general activity (UDA)	2,325
Carry forward general activity (UDA)	-88
18/19 Contracted orthodontic activity (UOA)	0
Carry forward orthodontic activity (UOA)	0
Baseline contract value	£58,811.52

### ACCESS\*

Patients seen in 24 months	Total	Change since previous quarter
Quarter ending March 2018	1,133	
Quarter ending June 2018	1,185	↑
Quarter ending September 2018	1,222	↑
Quarter ending December 2018	1,173	↓
Quarter ending March 2019	1,122	↓
<b>Variance since March 2018</b>	<b>(1.0%)</b>	→



### ACTIVITY



Adjusted Scheduled Activity (UDA)		
Month	2018	2019
April	120	203
May	264	431
June	345	640
July	522	801
August	702	1,092
September	1,003	1,359
October	1,161	1,605
November	1,320	1,824
December	1,523	1,958
January	1,699	2,129
February	1,959	2,223
March	2,230	2,433
April	2,387	2,477
May	2,387	2,479
June	2,387	2,479

### QUALITY

	Quantity	Base Number	Contract	LHB	Wales
% of FP17s for the same patient ID Re-attending within 3 months - Children	36	585	6.2%	8.4%	10.8%
% of FP17s for the same patient ID Re-attending within 3 months - Adults	101	874	11.6%	14.5%	15.7%
% of FP17s for the same patient ID Re-attending between 3 & 9 months - Children	329	585	56.2%	58.8%	59.7%
% of FP17s for the same patient ID Re-attending between 3 & 9 months - Adults	460	874	52.6%	55.4%	55.5%
% of FP17s for Band 1 Urgent Courses	141	1,411	10.0%	9.0%	9.0%
% of FP17s Relating to Free Repair or Replacements	3	1,411	0.2%	0.7%	0.7%
% of FP17s Relating to Continuations	1	1,411	0.1%	0.6%	0.7%
% of Patients satisfied with the dentistry they have received	1	1	N/A	94.7%	92.4%
% of Patients satisfied with the time they had to wait for an appointment	1	1	N/A	89.2%	87.1%

\* This is based on patients treated on this contract for their most recent course of treatment. Figures in italics indicate the base number of FP17s or Patient Questionnaire responses are less than 100. N/A is shown where the base number of responses is less than 10 during the period. % is calculated as Quantity/Base number\*100

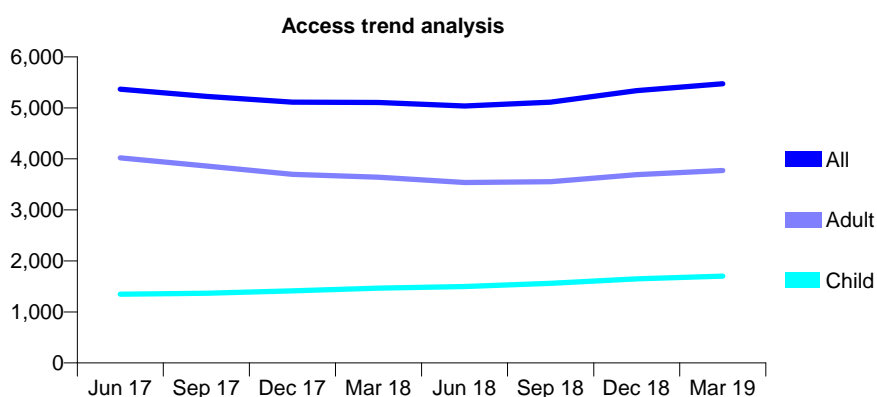
## 7A6 - Vital Signs At a Glance Contract Report for 190195/0012 - Year end March 2019

Name or company name	Xeon Smiles UK Ltd
Contract type name	GDS Contract
Purpose of contract	General
Contract start date	01/04/2012
Contract end date	

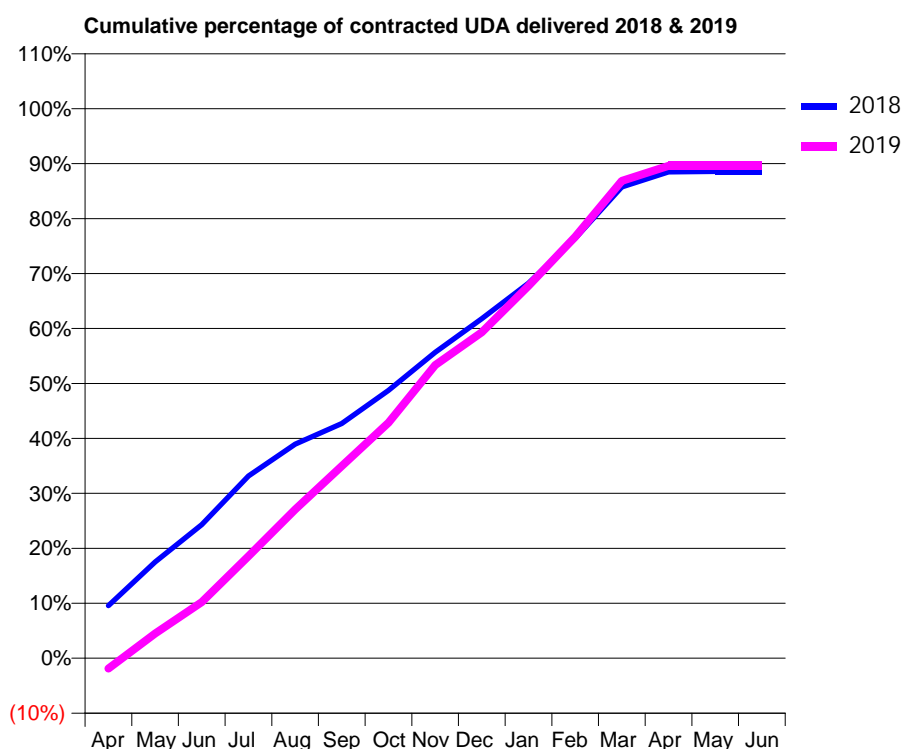
18/19 Contracted general activity (UDA)	18,856
Carry forward general activity (UDA)	1,131
18/19 Contracted orthodontic activity (UOA)	0
Carry forward orthodontic activity (UOA)	0
Baseline contract value	£469,935.73

### ACCESS\*

Patients seen in 24 months	Total	Change since previous quarter
Quarter ending March 2018	5,107	
Quarter ending June 2018	5,037	↓
Quarter ending September 2018	5,113	→
Quarter ending December 2018	5,338	↑
Quarter ending March 2019	5,474	↑
<b>Variance since March 2018</b>	<b>7.2%</b>	<b>↑</b>



### ACTIVITY



Adjusted Scheduled Activity (UDA)		
Month	2018	2019
April	1,804	-359
May	3,302	848
June	4,585	1,925
July	6,251	3,504
August	7,344	5,106
September	8,055	6,591
October	9,191	8,080
November	10,501	10,054
December	11,650	11,183
January	12,871	12,774
February	14,405	14,463
March	16,168	16,378
April	16,687	16,894
May	16,706	16,898
June	16,705	16,898

### QUALITY

	Quantity	Base Number	Contract	LHB	Wales
% of FP17s for the same patient ID Re-attending within 3 months - Children	240	2,739	8.8%	8.4%	10.8%
% of FP17s for the same patient ID Re-attending within 3 months - Adults	770	6,037	12.8%	14.5%	15.7%
% of FP17s for the same patient ID Re-attending between 3 & 9 months - Children	1,685	2,739	61.5%	58.8%	59.7%
% of FP17s for the same patient ID Re-attending between 3 & 9 months - Adults	3,700	6,037	61.3%	55.4%	55.5%
% of FP17s for Band 1 Urgent Courses	572	8,764	6.5%	9.0%	9.0%
% of FP17s Relating to Free Repair or Replacements	102	8,764	1.2%	0.7%	0.7%
% of FP17s Relating to Continuations	25	8,764	0.3%	0.6%	0.7%
% of Patients satisfied with the dentistry they have received	7	7	N/A	94.7%	92.4%
% of Patients satisfied with the time they had to wait for an appointment	7	7	N/A	89.2%	87.1%

\* This is based on patients treated on this contract for their most recent course of treatment. Figures in italics indicate the base number of FP17s or Patient Questionnaire responses are less than 100. N/A is shown where the base number of responses is less than 10 during the period. % is calculated as Quantity/Base number\*100

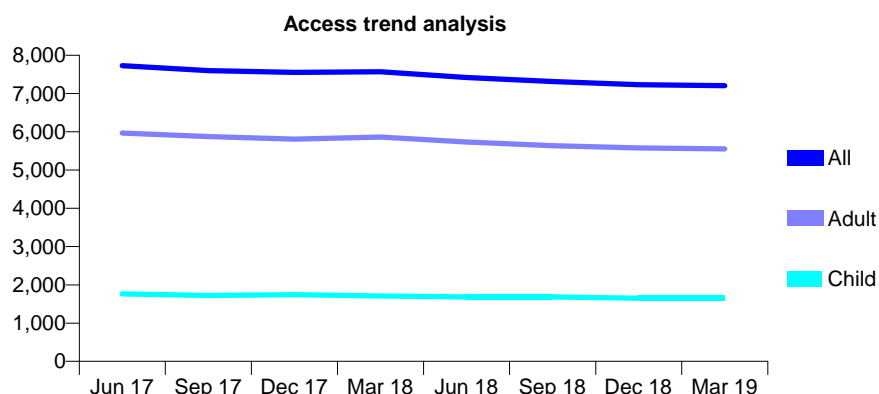
## 7A6 - Vital Signs At a Glance Contract Report for 190195/0014 - Year end March 2019

Name or company name	Xeon Smiles UK Ltd
Contract type name	GDS Contract
Purpose of contract	General
Contract start date	01/04/2012
Contract end date	

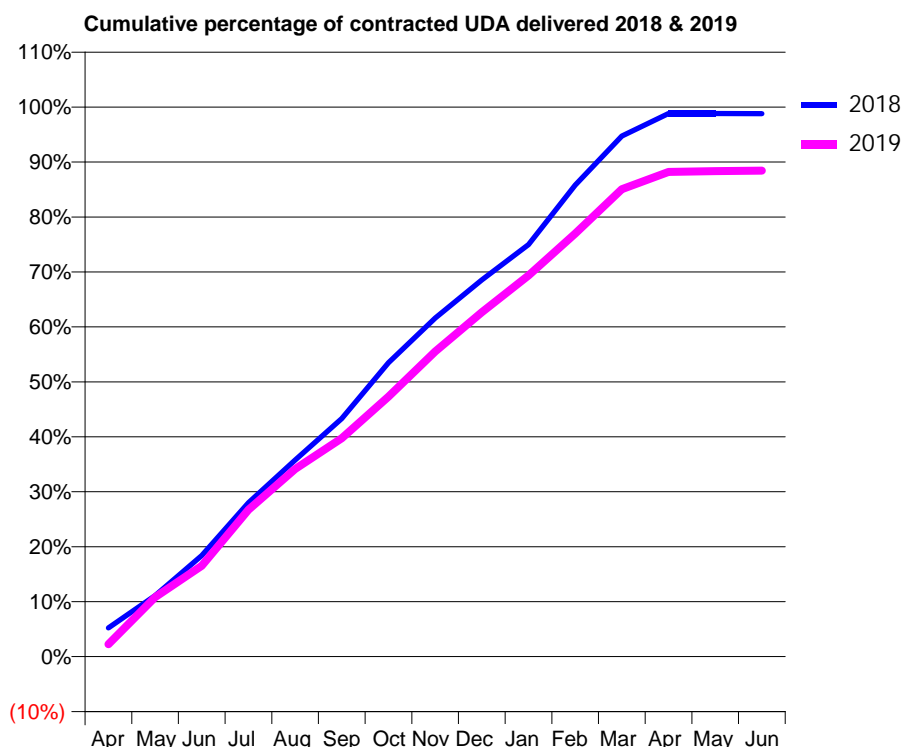
18/19 Contracted general activity (UDA)	24,172
Carry forward general activity (UDA)	287
18/19 Contracted orthodontic activity (UOA)	0
Carry forward orthodontic activity (UOA)	0
Baseline contract value	£664,422.66

### ACCESS\*

Patients seen in 24 months	Total	Change since previous quarter
Quarter ending March 2018	7,570	
Quarter ending June 2018	7,419	↓
Quarter ending September 2018	7,316	↓
Quarter ending December 2018	7,230	↓
Quarter ending March 2019	7,202	→
<b>Variance since March 2018</b>	<b>(4.9%)</b>	<b>↓</b>



### ACTIVITY



Adjusted Scheduled Activity (UDA)		
Month	2018	2019
April	1,264	546
May	2,684	2,613
June	4,451	3,999
July	6,766	6,459
August	8,652	8,256
September	10,471	9,602
October	12,924	11,433
November	14,892	13,421
December	16,567	15,146
January	18,123	16,769
February	20,743	18,609
March	22,896	20,556
April	23,887	21,317
May	23,886	21,357
June	23,880	21,373

### QUALITY

	Quantity	Base Number	Contract	LHB	Wales
% of FP17s for the same patient ID Re-attending within 3 months - Children	85	2,258	3.8%	8.4%	10.8%
% of FP17s for the same patient ID Re-attending within 3 months - Adults	841	7,743	10.9%	14.5%	15.7%
% of FP17s for the same patient ID Re-attending between 3 & 9 months - Children	1,421	2,258	62.9%	58.8%	59.7%
% of FP17s for the same patient ID Re-attending between 3 & 9 months - Adults	5,034	7,743	65.0%	55.4%	55.5%
% of FP17s for Band 1 Urgent Courses	388	10,021	3.9%	9.0%	9.0%
% of FP17s Relating to Free Repair or Replacements	58	10,021	0.6%	0.7%	0.7%
% of FP17s Relating to Continuations	3	10,021	0.0%	0.6%	0.7%
% of Patients satisfied with the dentistry they have received	19	20	95.0%	94.7%	92.4%
% of Patients satisfied with the time they had to wait for an appointment	19	20	95.0%	89.2%	87.1%

\* This is based on patients treated on this contract for their most recent course of treatment.  
 Figures in *italics* indicate the base number of FP17s or Patient Questionnaire responses are less than 100. N/A is shown where the base number of responses is less than 10 during the period. % is calculated as Quantity/Base number\*100

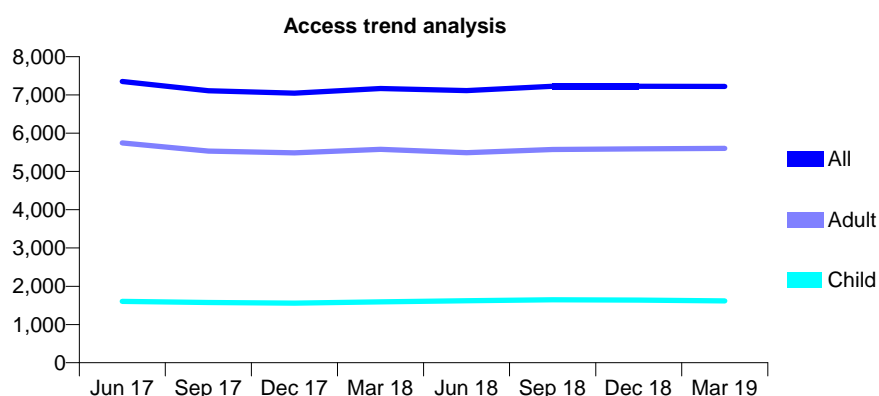
## 7A6 - Vital Signs At a Glance Contract Report for 190195/0015 - Year end March 2019

Name or company name	Xeon Smiles UK Ltd
Contract type name	GDS Contract
Purpose of contract	General
Contract start date	01/04/2012
Contract end date	

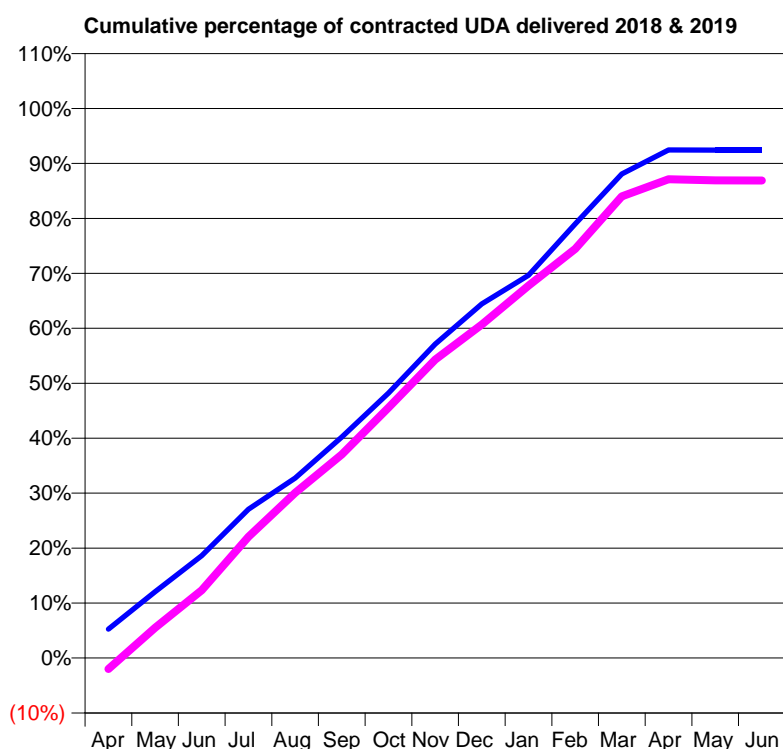
18/19 Contracted general activity (UDA)	24,572
Carry forward general activity (UDA)	1,474
18/19 Contracted orthodontic activity (UOA)	0
Carry forward orthodontic activity (UOA)	0
Baseline contract value	£687,316.72

### ACCESS\*

Patients seen in 24 months	Total	Change since previous quarter
Quarter ending March 2018	7,170	
Quarter ending June 2018	7,112	→
Quarter ending September 2018	7,225	→
Quarter ending December 2018	7,228	→
Quarter ending March 2019	7,222	→
<b>Variance since March 2018</b>	<b>0.7%</b>	<b>→</b>



### ACTIVITY



Adjusted Scheduled Activity (UDA)		
Month	2018	2019
April	1,290	-500
May	2,967	1,357
June	4,576	3,032
July	6,653	5,421
August	8,048	7,391
September	9,879	9,105
October	11,843	11,194
November	14,033	13,339
December	15,835	14,912
January	17,108	16,650
February	19,413	18,290
March	21,645	20,643
April	22,716	21,409
May	22,707	21,354
June	22,710	21,348

### QUALITY

	Quantity	Base Number	Contract	LHB	Wales
% of FP17s for the same patient ID Re-attending within 3 months - Children	132	2,320	5.7%	8.4%	10.8%
% of FP17s for the same patient ID Re-attending within 3 months - Adults	1,077	7,955	13.5%	14.5%	15.7%
% of FP17s for the same patient ID Re-attending between 3 & 9 months - Children	1,352	2,320	58.3%	58.8%	59.7%
% of FP17s for the same patient ID Re-attending between 3 & 9 months - Adults	4,385	7,955	55.1%	55.4%	55.5%
% of FP17s for Band 1 Urgent Courses	1,000	10,159	9.8%	9.0%	9.0%
% of FP17s Relating to Free Repair or Replacements	86	10,159	0.8%	0.7%	0.7%
% of FP17s Relating to Continuations	33	10,159	0.3%	0.6%	0.7%
% of Patients satisfied with the dentistry they have received	17	18	94.4%	94.7%	92.4%
% of Patients satisfied with the time they had to wait for an appointment	18	18	100.0%	89.2%	87.1%

\* This is based on patients treated on this contract for their most recent course of treatment.

Figures in italics indicate the base number of FP17s or Patient Questionnaire responses are less than 100. N/A is shown where the base number of responses is less than 10 during the period. % is calculated as Quantity/Base number\*100



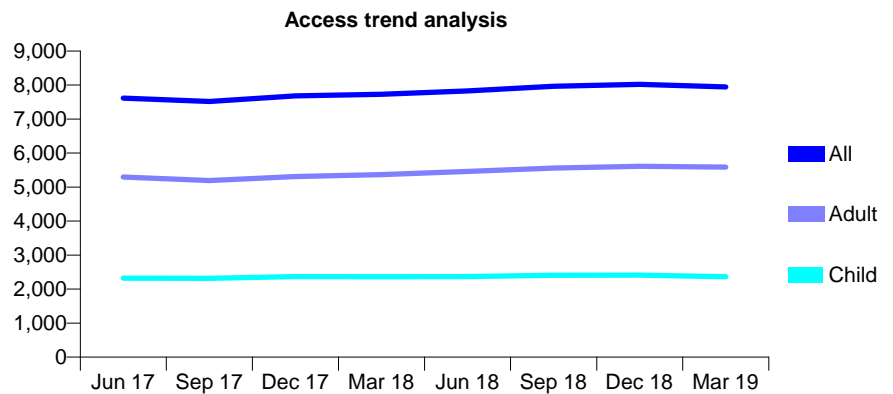
## 7A6 - Vital Signs At a Glance Contract Report for 190195/0020 - Year end March 2019

Name or company name	Xeon Smiles UK Ltd
Contract type name	GDS Contract
Purpose of contract	General
Contract start date	18/07/2012
Contract end date	

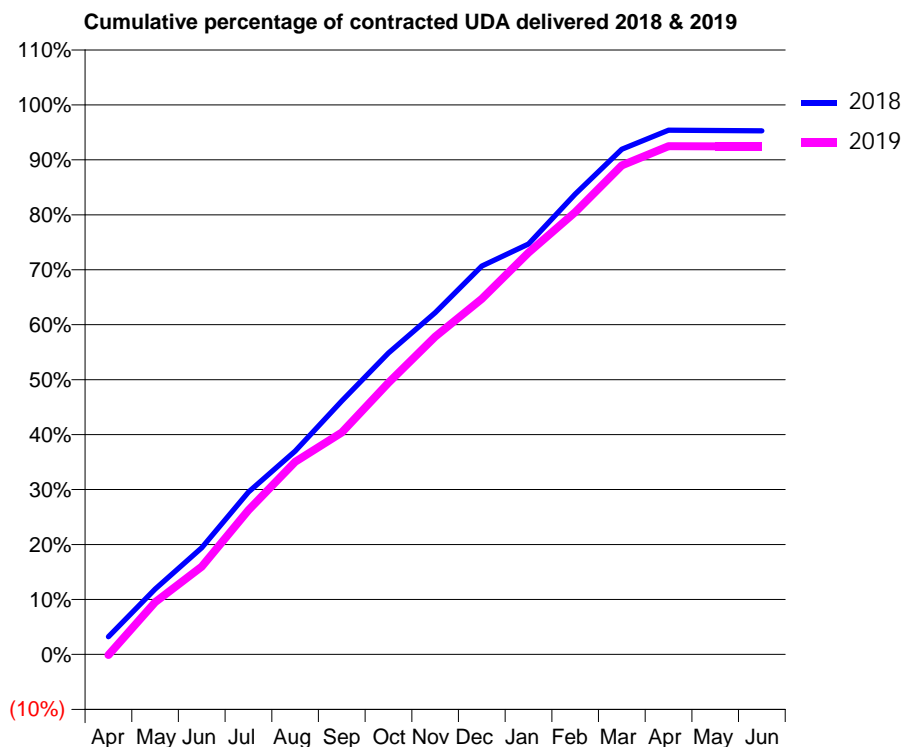
18/19 Contracted general activity (UDA)	20,705
Carry forward general activity (UDA)	929
18/19 Contracted orthodontic activity (UOA)	0
Carry forward orthodontic activity (UOA)	0
Baseline contract value	£555,955.87

### ACCESS\*

Patients seen in 24 months	Total	Change since previous quarter
Quarter ending March 2018	7,726	
Quarter ending June 2018	7,831	→
Quarter ending September 2018	7,964	→
Quarter ending December 2018	8,022	→
Quarter ending March 2019	7,949	→
<b>Variance since March 2018</b>	<b>2.9%</b>	<b>↑</b>



### ACTIVITY



Adjusted Scheduled Activity (UDA)		
Month	2018	2019
April	668	-25
May	2,462	1,966
June	4,017	3,311
July	6,117	5,436
August	7,660	7,256
September	9,550	8,360
October	11,357	10,240
November	12,874	11,970
December	14,628	13,400
January	15,460	15,137
February	17,343	16,661
March	19,036	18,424
April	19,747	19,145
May	19,740	19,140
June	19,730	19,140

### QUALITY

	Quantity	Base Number	Contract	LHB	Wales
% of FP17s for the same patient ID Re-attending within 3 months - Children	165	3,165	5.2%	8.4%	10.8%
% of FP17s for the same patient ID Re-attending within 3 months - Adults	772	7,440	10.4%	14.5%	15.7%
% of FP17s for the same patient ID Re-attending between 3 & 9 months - Children	1,709	3,165	54.0%	58.8%	59.7%
% of FP17s for the same patient ID Re-attending between 3 & 9 months - Adults	3,951	7,440	53.1%	55.4%	55.5%
% of FP17s for Band 1 Urgent Courses	969	10,644	9.1%	9.0%	9.0%
% of FP17s Relating to Free Repair or Replacements	68	10,644	0.6%	0.7%	0.7%
% of FP17s Relating to Continuations	4	10,644	0.0%	0.6%	0.7%
% of Patients satisfied with the dentistry they have received	14	14	100.0%	94.7%	92.4%
% of Patients satisfied with the time they had to wait for an appointment	12	14	85.7%	89.2%	87.1%

\* This is based on patients treated on this contract for their most recent course of treatment.

Figures in italics indicate the base number of FP17s or Patient Questionnaire responses are less than 100. N/A is shown where the base number of responses is less than 10 during the period. % is calculated as Quantity/Base number\*100

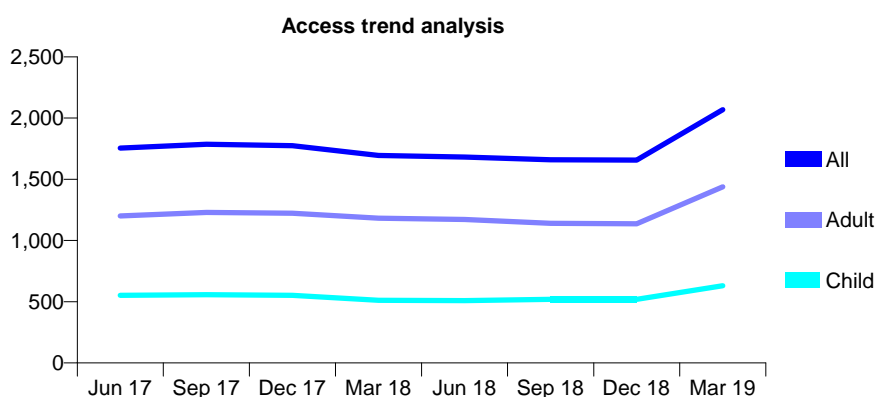
## 7A6 - Vital Signs At a Glance Contract Report for 190535/0001 - Year end March 2019

Name or company name	Cwmbran Dental Spa
Contract type name	GDS Contract
Purpose of contract	General
Contract start date	01/04/2012
Contract end date	

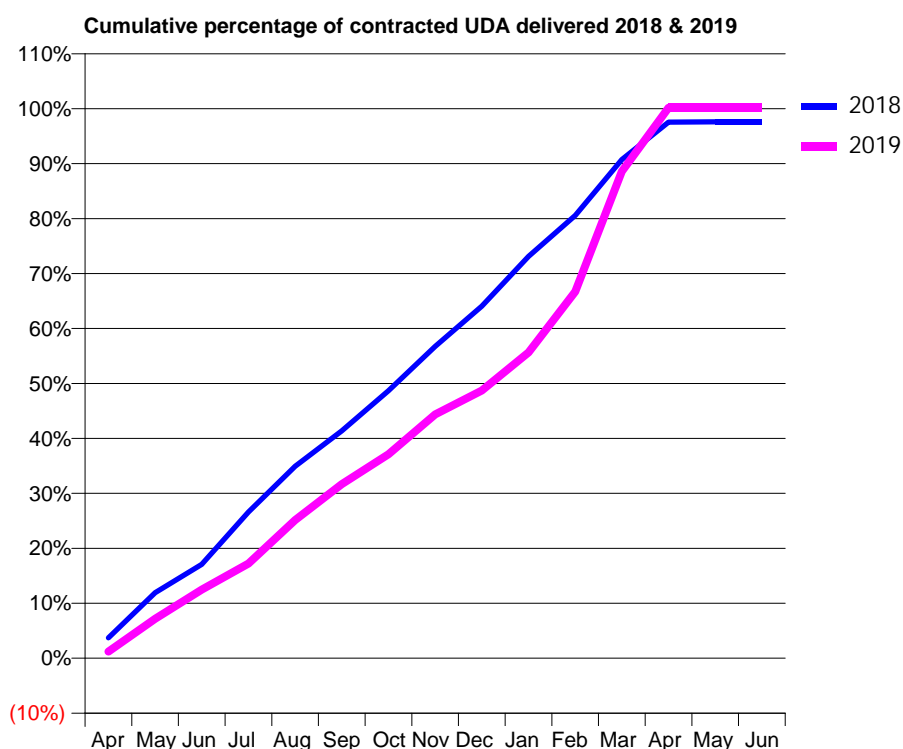
18/19 Contracted general activity (UDA)	7,032
Carry forward general activity (UDA)	141
18/19 Contracted orthodontic activity (UOA)	0
Carry forward orthodontic activity (UOA)	0
Baseline contract value	£181,265.21

### ACCESS\*

Patients seen in 24 months	Total	Change since previous quarter
Quarter ending March 2018	1,694	
Quarter ending June 2018	1,681	→
Quarter ending September 2018	1,660	↓
Quarter ending December 2018	1,657	→
Quarter ending March 2019	2,069	↑
<b>Variance since March 2018</b>	<b>22.1%</b>	<b>↑</b>



### ACTIVITY



Adjusted Scheduled Activity (UDA)		
Month	2018	2019
April	226	86
May	725	506
June	1,038	878
July	1,618	1,211
August	2,124	1,768
September	2,515	2,229
October	2,962	2,610
November	3,451	3,120
December	3,896	3,426
January	4,447	3,911
February	4,899	4,691
March	5,518	6,227
April	5,932	7,043
May	5,936	7,044
June	5,936	7,044

### QUALITY

	Quantity	Base Number	Contract	LHB	Wales
% of FP17s for the same patient ID Re-attending within 3 months - Children	53	963	5.5%	8.4%	10.8%
% of FP17s for the same patient ID Re-attending within 3 months - Adults	246	2,088	11.8%	14.5%	15.7%
% of FP17s for the same patient ID Re-attending between 3 & 9 months - Children	511	963	53.1%	58.8%	59.7%
% of FP17s for the same patient ID Re-attending between 3 & 9 months - Adults	1,092	2,088	52.3%	55.4%	55.5%
% of FP17s for Band 1 Urgent Courses	205	3,154	6.5%	9.0%	9.0%
% of FP17s Relating to Free Repair or Replacements	35	3,154	1.1%	0.7%	0.7%
% of FP17s Relating to Continuations	23	3,154	0.7%	0.6%	0.7%
% of Patients satisfied with the dentistry they have received	4	4	N/A	94.7%	92.4%
% of Patients satisfied with the time they had to wait for an appointment	4	4	N/A	89.2%	87.1%

\* This is based on patients treated on this contract for their most recent course of treatment. Figures in italics indicate the base number of FP17s or Patient Questionnaire responses are less than 100. N/A is shown where the base number of responses is less than 10 during the period. % is calculated as Quantity/Base number\*100

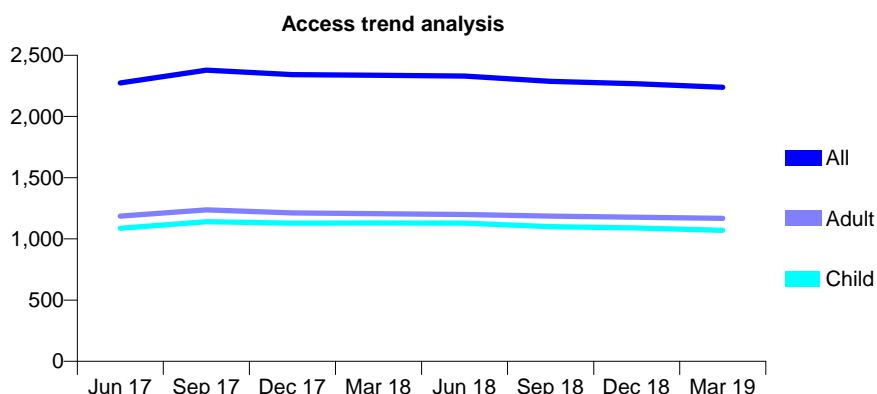
## 7A6 - Vital Signs At a Glance Contract Report for 194034/0001 - Year end March 2019

Name or company name	Melin Ltd
Contract type name	Pilot Contract
Purpose of contract	General and Orthodontic
Contract start date	01/03/2011
Contract end date	

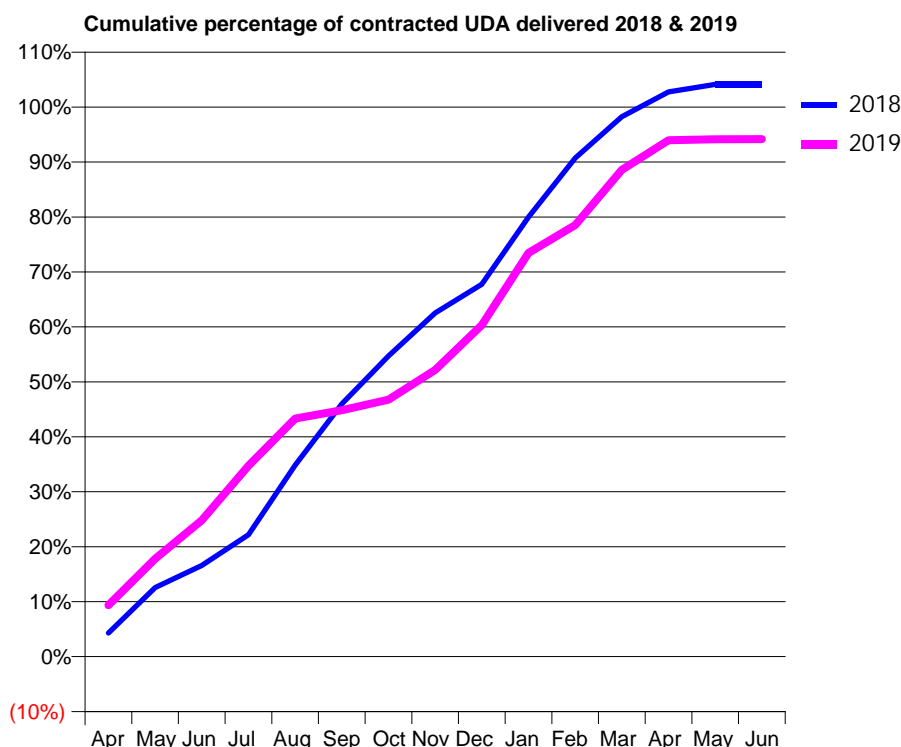
18/19 Contracted general activity (UDA)	7,446
Carry forward general activity (UDA)	-372
18/19 Contracted orthodontic activity (UOA)	1,779
Carry forward orthodontic activity (UOA)	-87
Baseline contract value	£287,544.62

### ACCESS\*

Patients seen in 24 months	Total	Change since previous quarter
Quarter ending March 2018	2,336	
Quarter ending June 2018	2,329	→
Quarter ending September 2018	2,287	↓
Quarter ending December 2018	2,267	→
Quarter ending March 2019	2,238	↓
<b>Variance since March 2018</b>	<b>(4.2%)</b>	<b>↓</b>



### ACTIVITY



Adjusted Scheduled Activity (UDA)		
Month	2018	2019
April	321	697
May	935	1,327
June	1,234	1,847
July	1,651	2,586
August	2,596	3,227
September	3,423	3,337
October	4,073	3,482
November	4,658	3,884
December	5,045	4,492
January	5,955	5,470
February	6,754	5,848
March	7,314	6,596
April	7,652	6,996
May	7,753	7,011
June	7,753	7,012

### QUALITY

	Quantity	Base Number	Contract	LHB	Wales
% of FP17s for the same patient ID Re-attending within 3 months - Children	347	2,267	15.3%	8.4%	10.8%
% of FP17s for the same patient ID Re-attending within 3 months - Adults	409	1,961	20.9%	14.5%	15.7%
% of FP17s for the same patient ID Re-attending between 3 & 9 months - Children	1,402	2,267	61.8%	58.8%	59.7%
% of FP17s for the same patient ID Re-attending between 3 & 9 months - Adults	1,233	1,961	62.9%	55.4%	55.5%
% of FP17s for Band 1 Urgent Courses	207	3,840	5.4%	9.0%	9.0%
% of FP17s Relating to Free Repair or Replacements	10	3,840	0.3%	0.7%	0.7%
% of FP17s Relating to Continuations	4	3,840	0.1%	0.6%	0.7%
% of Patients satisfied with the dentistry they have received	3	3	N/A	94.7%	92.4%
% of Patients satisfied with the time they had to wait for an appointment	3	3	N/A	89.2%	87.1%

\* This is based on patients treated on this contract for their most recent course of treatment.  
 Figures in *italics* indicate the base number of FP17s or Patient Questionnaire responses are less than 100. N/A is shown where the base number of responses is less than 10 during the period. % is calculated as Quantity/Base number\*100

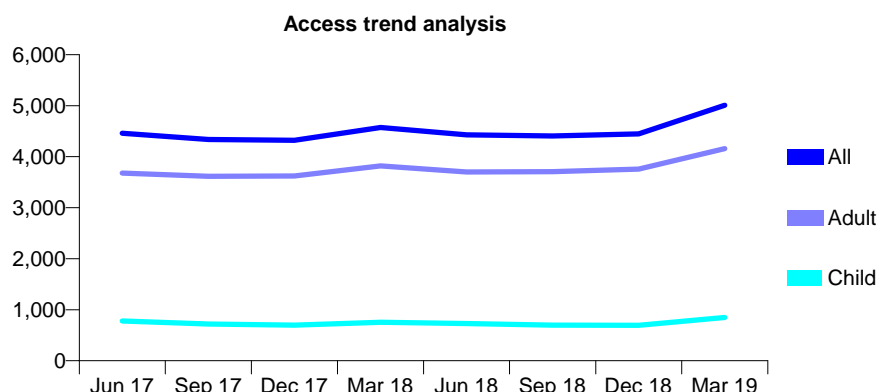
## 7A6 - Vital Signs At a Glance Contract Report for 197599/0001 - Year end March 2019

Name or company name	Ali Jahanfar & Regina Appah
Contract type name	GDS Contract
Purpose of contract	General
Contract start date	01/12/2009
Contract end date	

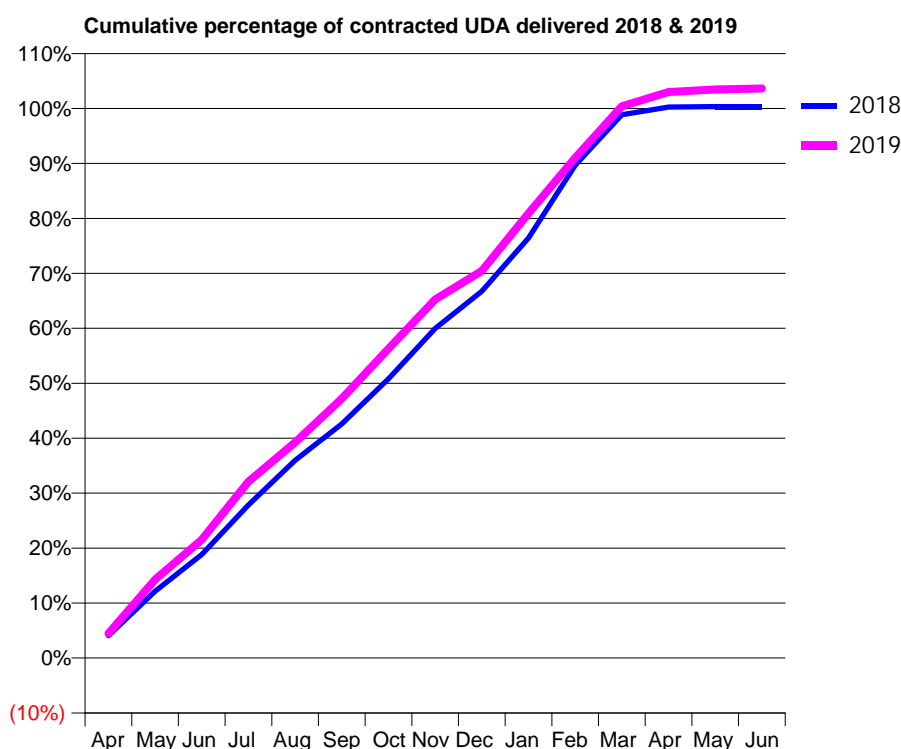
18/19 Contracted general activity (UDA)	13,571
Carry forward general activity (UDA)	-47
18/19 Contracted orthodontic activity (UOA)	0
Carry forward orthodontic activity (UOA)	0
Baseline contract value	£340,125.69

### ACCESS\*

Patients seen in 24 months	Total	Change since previous quarter
Quarter ending March 2018	4,573	
Quarter ending June 2018	4,427	↓
Quarter ending September 2018	4,406	→
Quarter ending December 2018	4,448	→
Quarter ending March 2019	5,008	↑
<b>Variance since March 2018</b>	<b>9.5%</b>	<b>↑</b>



### ACTIVITY



Adjusted Scheduled Activity (UDA)		
Month	2018	2019
April	541	608
May	1,618	1,938
June	2,506	2,923
July	3,704	4,360
August	4,783	5,327
September	5,665	6,404
October	6,758	7,638
November	7,976	8,855
December	8,875	9,560
January	10,165	10,980
February	11,928	12,352
March	13,148	13,626
April	13,332	13,979
May	13,344	14,040
June	13,344	14,065

### QUALITY

	Quantity	Base Number	Contract	LHB	Wales
% of FP17s for the same patient ID Re-attending within 3 months - Children	90	1,103	8.2%	8.4%	10.8%
% of FP17s for the same patient ID Re-attending within 3 months - Adults	605	5,377	11.3%	14.5%	15.7%
% of FP17s for the same patient ID Re-attending between 3 & 9 months - Children	453	1,103	41.1%	58.8%	59.7%
% of FP17s for the same patient ID Re-attending between 3 & 9 months - Adults	2,487	5,377	46.3%	55.4%	55.5%
% of FP17s for Band 1 Urgent Courses	602	6,611	9.1%	9.0%	9.0%
% of FP17s Relating to Free Repair or Replacements	103	6,611	1.6%	0.7%	0.7%
% of FP17s Relating to Continuations	60	6,611	0.9%	0.6%	0.7%
% of Patients satisfied with the dentistry they have received	5	5	N/A	94.7%	92.4%
% of Patients satisfied with the time they had to wait for an appointment	5	5	N/A	89.2%	87.1%

\* This is based on patients treated on this contract for their most recent course of treatment.

Figures in italics indicate the base number of FP17s or Patient Questionnaire responses are less than 100. N/A is shown where the base number of responses is less than 10 during the period. % is calculated as Quantity/Base number\*100

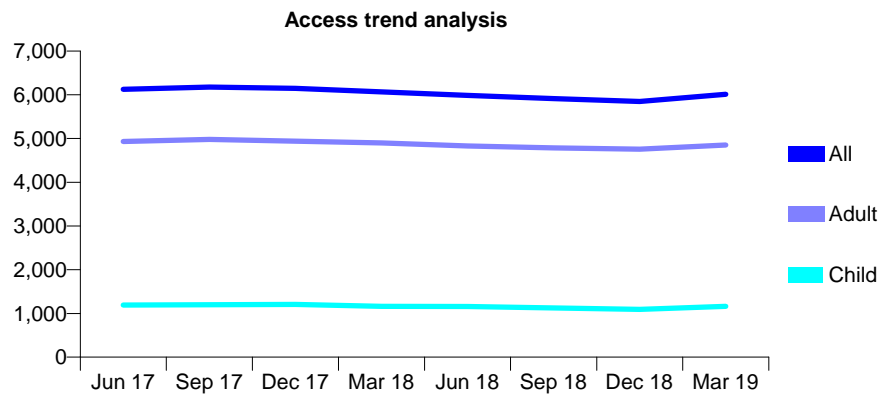
## 7A6 - Vital Signs At a Glance Contract Report for 199273/0001 - Year end March 2019

Name or company name	Risca Dental Practice Limited
Contract type name	GDS Contract
Purpose of contract	General
Contract start date	01/09/2012
Contract end date	

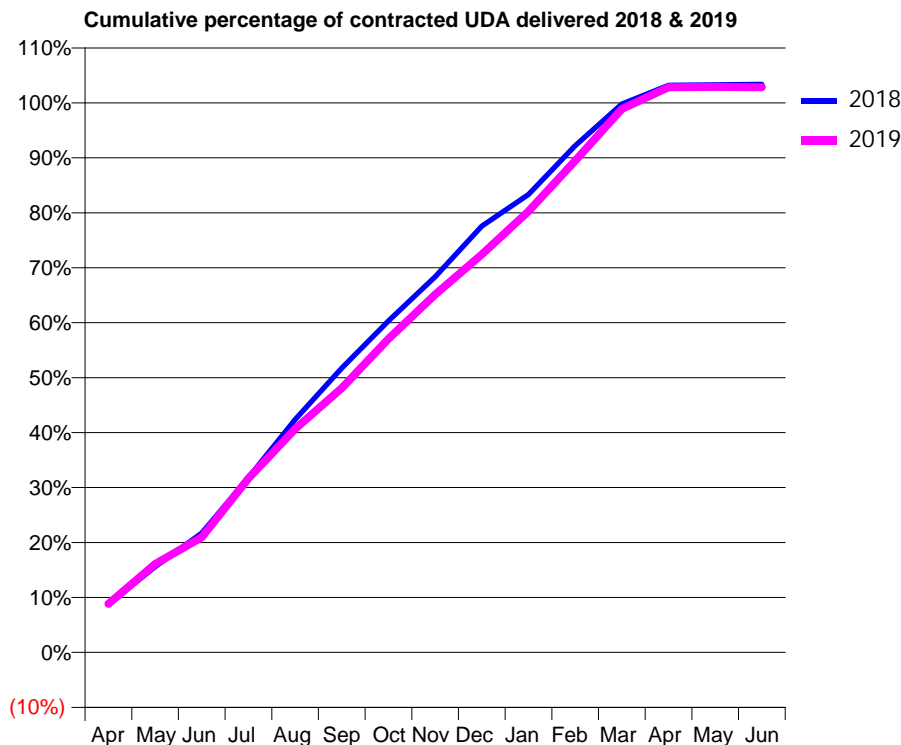
18/19 Contracted general activity (UDA)	18,562
Carry forward general activity (UDA)	-642
18/19 Contracted orthodontic activity (UOA)	0
Carry forward orthodontic activity (UOA)	0
Baseline contract value	£486,372.00

### ACCESS\*

Patients seen in 24 months	Total	Change since previous quarter
Quarter ending March 2018	6,064	
Quarter ending June 2018	5,985	↓
Quarter ending September 2018	5,914	↓
Quarter ending December 2018	5,848	↓
Quarter ending March 2019	6,014	↑
<b>Variance since March 2018</b>	<b>(0.8%)</b>	→



### ACTIVITY



Adjusted Scheduled Activity (UDA)		
Month	2018	2019
April	1,613	1,641
May	2,870	2,991
June	3,997	3,890
July	5,860	5,879
August	7,806	7,551
September	9,528	8,927
October	11,107	10,594
November	12,589	12,088
December	14,282	13,443
January	15,344	14,898
February	16,977	16,608
March	18,369	18,353
April	19,001	19,088
May	19,014	19,099
June	19,030	19,090

### QUALITY

	Quantity	Base Number	Contract	LHB	Wales
% of FP17s for the same patient ID Re-attending within 3 months - Children	112	1,924	5.8%	8.4%	10.8%
% of FP17s for the same patient ID Re-attending within 3 months - Adults	1,216	7,503	16.2%	14.5%	15.7%
% of FP17s for the same patient ID Re-attending between 3 & 9 months - Children	1,312	1,924	68.2%	58.8%	59.7%
% of FP17s for the same patient ID Re-attending between 3 & 9 months - Adults	4,014	7,503	53.5%	55.4%	55.5%
% of FP17s for Band 1 Urgent Courses	1,071	9,487	11.3%	9.0%	9.0%
% of FP17s Relating to Free Repair or Replacements	85	9,487	0.9%	0.7%	0.7%
% of FP17s Relating to Continuations	86	9,487	0.9%	0.6%	0.7%
% of Patients satisfied with the dentistry they have received	8	9	N/A	94.7%	92.4%
% of Patients satisfied with the time they had to wait for an appointment	9	9	N/A	89.2%	87.1%

\* This is based on patients treated on this contract for their most recent course of treatment. Figures in italics indicate the base number of FP17s or Patient Questionnaire responses are less than 100. N/A is shown where the base number of responses is less than 10 during the period. % is calculated as Quantity/Base number\*100

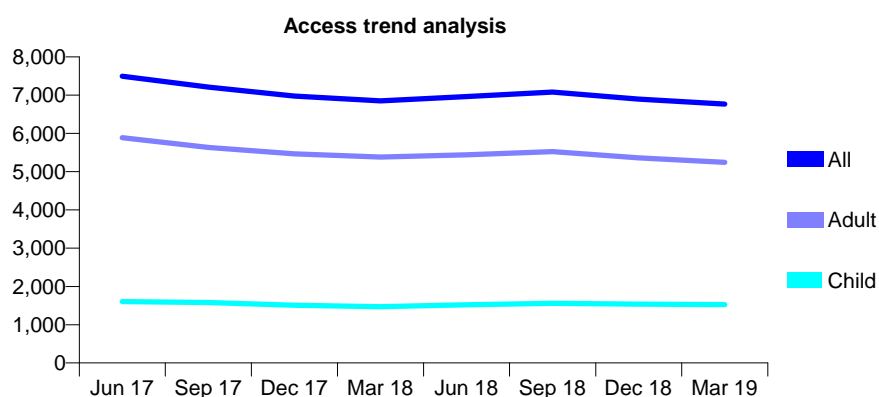
## 7A6 - Vital Signs At a Glance Contract Report for 199915/0004 - Year end March 2019

Name or company name	IDH 441 to 444 Ltd
Contract type name	GDS Contract
Purpose of contract	General
Contract start date	01/04/2010
Contract end date	

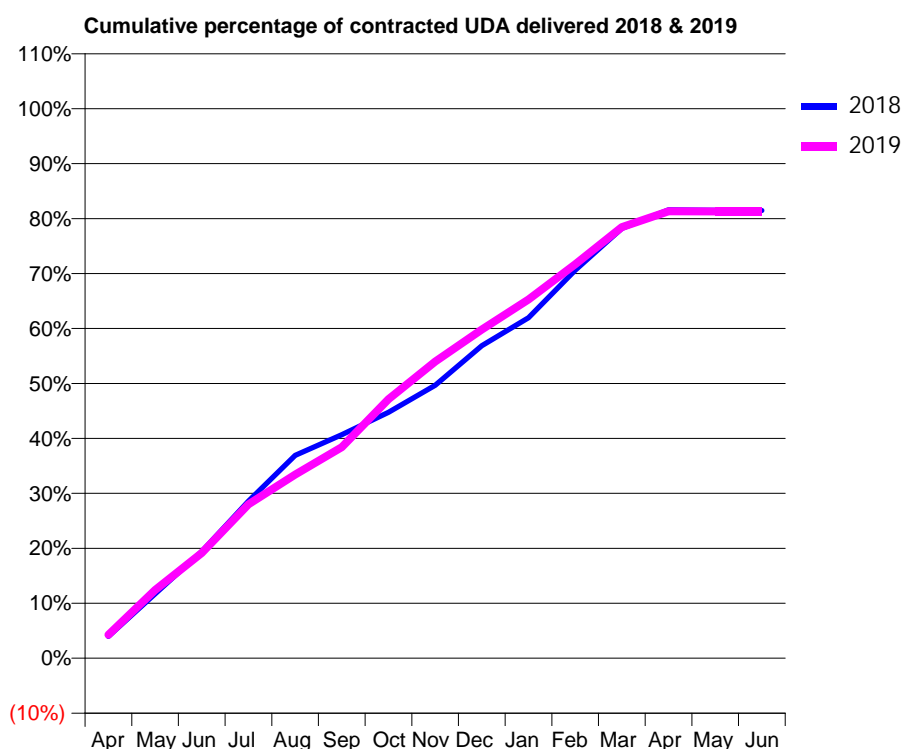
18/19 Contracted general activity (UDA)	26,938
Carry forward general activity (UDA)	0
18/19 Contracted orthodontic activity (UOA)	0
Carry forward orthodontic activity (UOA)	0
Baseline contract value	£671,130.62

### ACCESS\*

Patients seen in 24 months	Total	Change since previous quarter
Quarter ending March 2018	6,848	
Quarter ending June 2018	6,964	→
Quarter ending September 2018	7,081	→
Quarter ending December 2018	6,897	↓
Quarter ending March 2019	6,769	↓
<b>Variance since March 2018</b>	<b>(1.2%)</b>	<b>↓</b>



### ACTIVITY



Adjusted Scheduled Activity (UDA)		
Month	2018	2019
April	970	1,147
May	2,874	3,348
June	4,753	5,160
July	7,001	7,538
August	9,045	9,005
September	9,968	10,343
October	10,964	12,698
November	12,170	14,541
December	13,932	16,107
January	15,184	17,582
February	17,296	19,305
March	19,161	21,134
April	19,988	21,911
May	19,966	21,905
June	19,961	21,905

### QUALITY

	Quantity	Base Number	Contract	LHB	Wales
% of FP17s for the same patient ID Re-attending within 3 months - Children	84	2,176	3.9%	8.4%	10.8%
% of FP17s for the same patient ID Re-attending within 3 months - Adults	493	7,263	6.8%	14.5%	15.7%
% of FP17s for the same patient ID Re-attending between 3 & 9 months - Children	1,129	2,176	51.9%	58.8%	59.7%
% of FP17s for the same patient ID Re-attending between 3 & 9 months - Adults	3,749	7,263	51.6%	55.4%	55.5%
% of FP17s for Band 1 Urgent Courses	180	9,503	1.9%	9.0%	9.0%
% of FP17s Relating to Free Repair or Replacements	44	9,503	0.5%	0.7%	0.7%
% of FP17s Relating to Continuations	88	9,503	0.9%	0.6%	0.7%
% of Patients satisfied with the dentistry they have received	20	20	100.0%	94.7%	92.4%
% of Patients satisfied with the time they had to wait for an appointment	16	20	80.0%	89.2%	87.1%

\* This is based on patients treated on this contract for their most recent course of treatment.

Figures in italics indicate the base number of FP17s or Patient Questionnaire responses are less than 100. N/A is shown where the base number of responses is less than 10 during the period. % is calculated as Quantity/Base number\*100

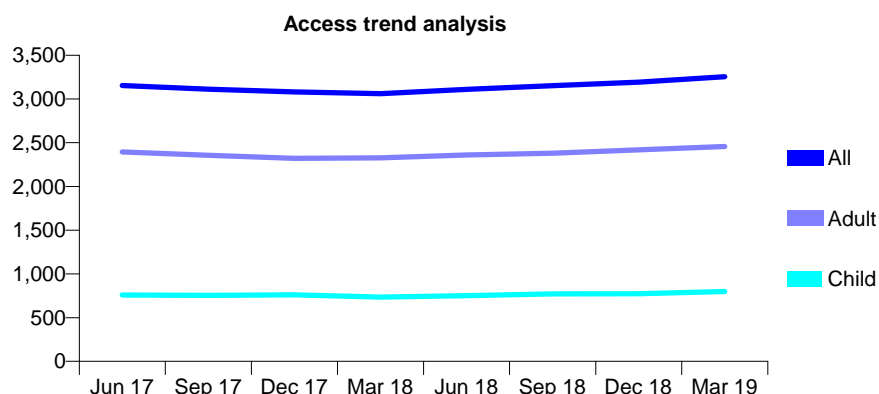
## 7A6 - Vital Signs At a Glance Contract Report for 220566/0001 - Year end March 2019

Name or company name	MR EH CRONIN
Contract type name	Pilot Contract
Purpose of contract	General
Contract start date	01/10/2007
Contract end date	

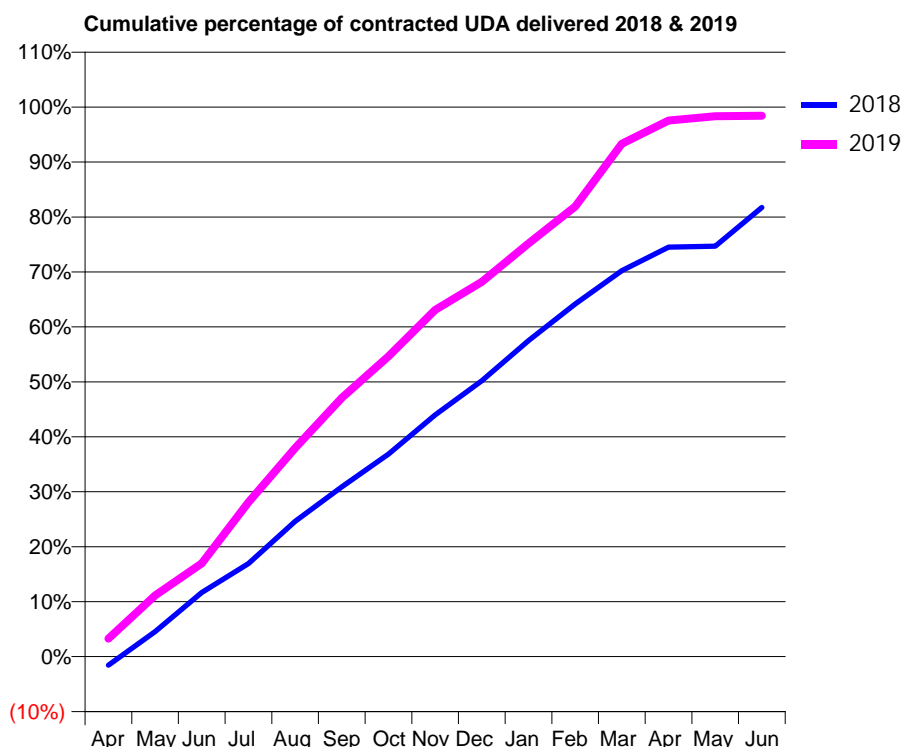
18/19 Contracted general activity (UDA)	8,431
Carry forward general activity (UDA)	0
18/19 Contracted orthodontic activity (UOA)	0
Carry forward orthodontic activity (UOA)	0
Baseline contract value	£225,907.71

### ACCESS\*

Patients seen in 24 months	Total	Change since previous quarter
Quarter ending March 2018	3,061	
Quarter ending June 2018	3,111	→
Quarter ending September 2018	3,151	→
Quarter ending December 2018	3,192	→
Quarter ending March 2019	3,255	→
<b>Variance since March 2018</b>	<b>6.3%</b>	<b>↑</b>



### ACTIVITY



Adjusted Scheduled Activity (UDA)		
Month	2018	2019
April	-146	276
May	420	940
June	1,068	1,432
July	1,554	2,369
August	2,257	3,201
September	2,830	3,970
October	3,379	4,609
November	4,031	5,318
December	4,601	5,749
January	5,270	6,336
February	5,881	6,906
March	6,435	7,867
April	6,829	8,224
May	6,845	8,291
June	7,490	8,298

### QUALITY

	Quantity	Base Number	Contract	LHB	Wales
% of FP17s for the same patient ID Re-attending within 3 months - Children	57	1,143	5.0%	8.4%	10.8%
% of FP17s for the same patient ID Re-attending within 3 months - Adults	393	3,340	11.8%	14.5%	15.7%
% of FP17s for the same patient ID Re-attending between 3 & 9 months - Children	561	1,143	49.1%	58.8%	59.7%
% of FP17s for the same patient ID Re-attending between 3 & 9 months - Adults	1,403	3,340	42.0%	55.4%	55.5%
% of FP17s for Band 1 Urgent Courses	251	4,385	5.7%	9.0%	9.0%
% of FP17s Relating to Free Repair or Replacements	27	4,385	0.6%	0.7%	0.7%
% of FP17s Relating to Continuations	40	4,385	0.9%	0.6%	0.7%
% of Patients satisfied with the dentistry they have received	2	2	N/A	94.7%	92.4%
% of Patients satisfied with the time they had to wait for an appointment	1	2	N/A	89.2%	87.1%

\* This is based on patients treated on this contract for their most recent course of treatment.  
 Figures in *italics* indicate the base number of FP17s or Patient Questionnaire responses are less than 100. N/A is shown where the base number of responses is less than 10 during the period. % is calculated as Quantity/Base number\*100



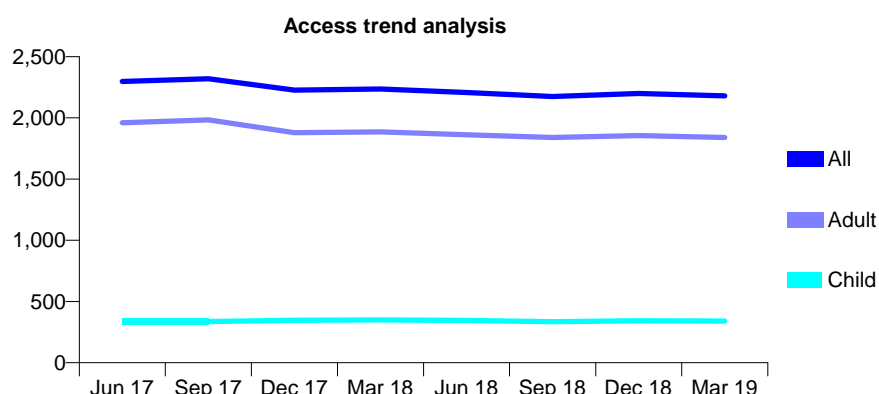
## 7A6 - Vital Signs At a Glance Contract Report for 234567/0001 - Year end March 2019

Name or company name	MR PA HAWKINS
Contract type name	GDS Contract
Purpose of contract	General
Contract start date	01/04/2006
Contract end date	

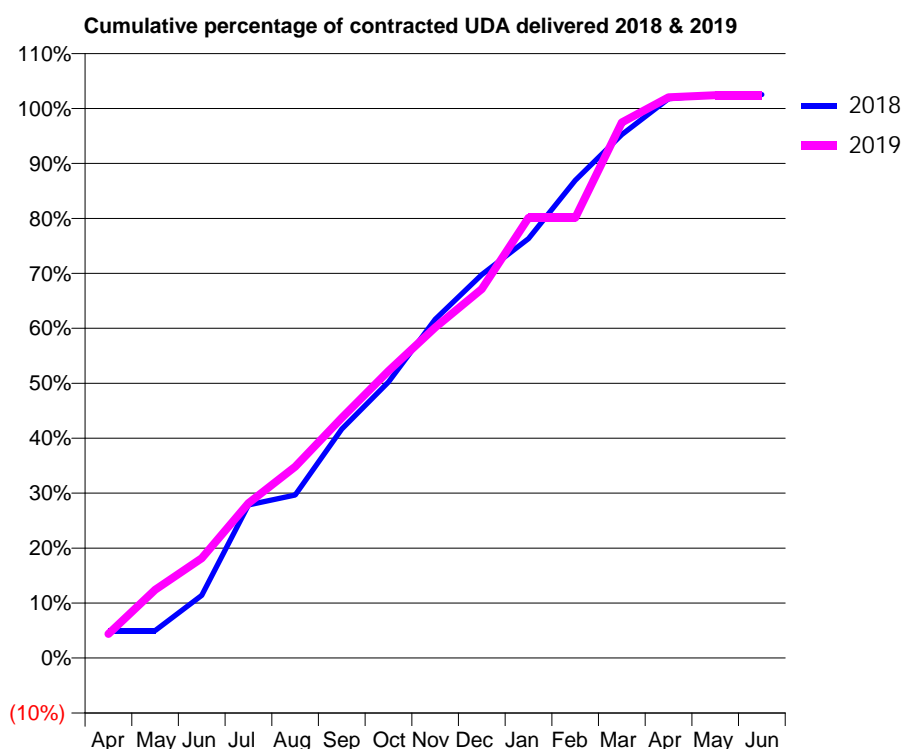
18/19 Contracted general activity (UDA)	5,678
Carry forward general activity (UDA)	-164
18/19 Contracted orthodontic activity (UOA)	0
Carry forward orthodontic activity (UOA)	0
Baseline contract value	£145,792.67

### ACCESS\*

Patients seen in 24 months	Total	Change since previous quarter
Quarter ending March 2018	2,236	
Quarter ending June 2018	2,208	↓
Quarter ending September 2018	2,175	↓
Quarter ending December 2018	2,199	→
Quarter ending March 2019	2,180	→
<b>Variance since March 2018</b>	<b>(2.5%)</b>	<b>↓</b>



### ACTIVITY



Adjusted Scheduled Activity (UDA)		
Month	2018	2019
April	284	249
May	284	707
June	648	1,031
July	1,582	1,600
August	1,684	1,976
September	2,366	2,480
October	2,851	2,966
November	3,499	3,415
December	3,960	3,812
January	4,333	4,548
February	4,935	4,548
March	5,407	5,532
April	5,778	5,793
May	5,820	5,815
June	5,821	5,815

### QUALITY

	Quantity	Base Number	Contract	LHB	Wales
% of FP17s for the same patient ID Re-attending within 3 months - Children	33	496	6.7%	8.4%	10.8%
% of FP17s for the same patient ID Re-attending within 3 months - Adults	481	2,642	18.2%	14.5%	15.7%
% of FP17s for the same patient ID Re-attending between 3 & 9 months - Children	273	496	55.0%	58.8%	59.7%
% of FP17s for the same patient ID Re-attending between 3 & 9 months - Adults	1,112	2,642	42.1%	55.4%	55.5%
% of FP17s for Band 1 Urgent Courses	469	3,027	15.5%	9.0%	9.0%
% of FP17s Relating to Free Repair or Replacements	31	3,027	1.0%	0.7%	0.7%
% of FP17s Relating to Continuations	11	3,027	0.4%	0.6%	0.7%
% of Patients satisfied with the dentistry they have received	3	4	N/A	94.7%	92.4%
% of Patients satisfied with the time they had to wait for an appointment	3	4	N/A	89.2%	87.1%

\* This is based on patients treated on this contract for their most recent course of treatment.

Figures in italics indicate the base number of FP17s or Patient Questionnaire responses are less than 100. N/A is shown where the base number of responses is less than 10 during the period. % is calculated as Quantity/Base number\*100

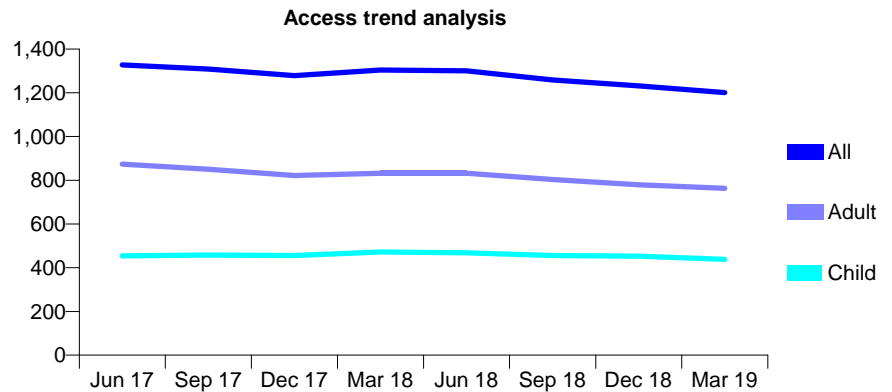
## 7A6 - Vital Signs At a Glance Contract Report for 245941/0001 - Year end March 2019

Name or company name	MR KR HASTINGS
Contract type name	GDS Contract
Purpose of contract	General
Contract start date	01/04/2006
Contract end date	

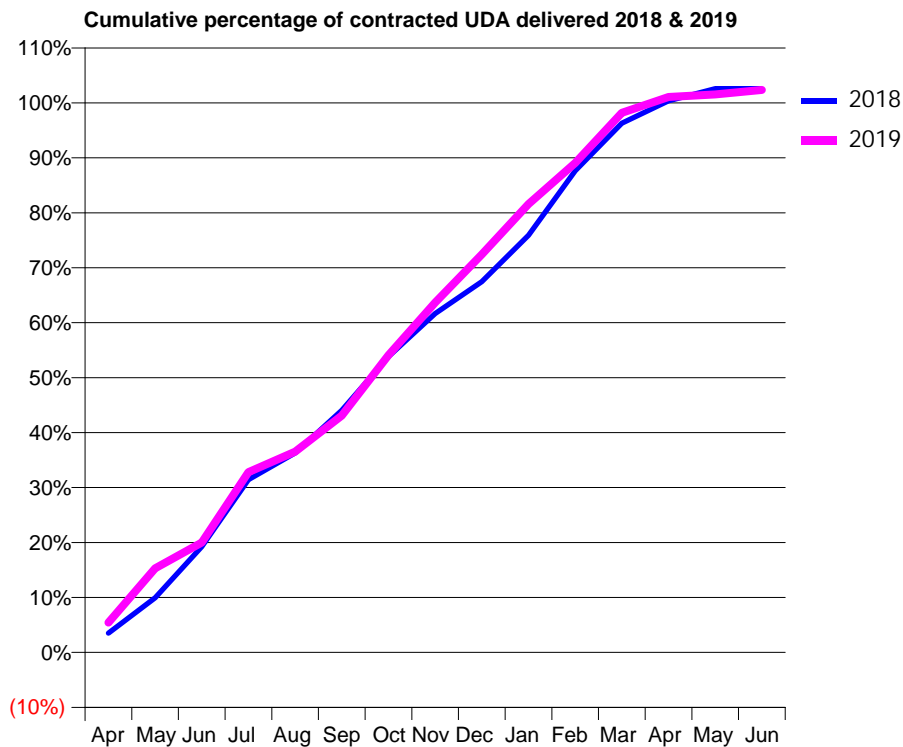
18/19 Contracted general activity (UDA)	3,433
Carry forward general activity (UDA)	-97
18/19 Contracted orthodontic activity (UOA)	0
Carry forward orthodontic activity (UOA)	0
Baseline contract value	£97,677.78

### ACCESS\*

Patients seen in 24 months	Total	Change since previous quarter
Quarter ending March 2018	1,304	
Quarter ending June 2018	1,300	→
Quarter ending September 2018	1,259	↓
Quarter ending December 2018	1,232	↓
Quarter ending March 2019	1,201	↓
<b>Variance since March 2018</b>	<b>(7.9%)</b>	<b>↓</b>



### ACTIVITY



Adjusted Scheduled Activity (UDA)		
Month	2018	2019
April	120	187
May	341	526
June	660	687
July	1,079	1,126
August	1,247	1,255
September	1,513	1,479
October	1,848	1,857
November	2,117	2,186
December	2,316	2,487
January	2,605	2,801
February	3,009	3,058
March	3,305	3,371
April	3,446	3,469
May	3,522	3,485
June	3,522	3,513

### QUALITY

	Quantity	Base Number	Contract	LHB	Wales
% of FP17s for the same patient ID Re-attending within 3 months - Children	46	511	9.0%	8.4%	10.8%
% of FP17s for the same patient ID Re-attending within 3 months - Adults	184	839	21.9%	14.5%	15.7%
% of FP17s for the same patient ID Re-attending between 3 & 9 months - Children	201	511	39.3%	58.8%	59.7%
% of FP17s for the same patient ID Re-attending between 3 & 9 months - Adults	263	839	31.3%	55.4%	55.5%
% of FP17s for Band 1 Urgent Courses	239	1,335	17.9%	9.0%	9.0%
% of FP17s Relating to Free Repair or Replacements	1	1,335	0.1%	0.7%	0.7%
% of FP17s Relating to Continuations	15	1,335	1.1%	0.6%	0.7%
% of Patients satisfied with the dentistry they have received	2	2	N/A	94.7%	92.4%
% of Patients satisfied with the time they had to wait for an appointment	2	2	N/A	89.2%	87.1%

\* This is based on patients treated on this contract for their most recent course of treatment. Figures in italics indicate the base number of FP17s or Patient Questionnaire responses are less than 100. N/A is shown where the base number of responses is less than 10 during the period. % is calculated as Quantity/Base number\*100

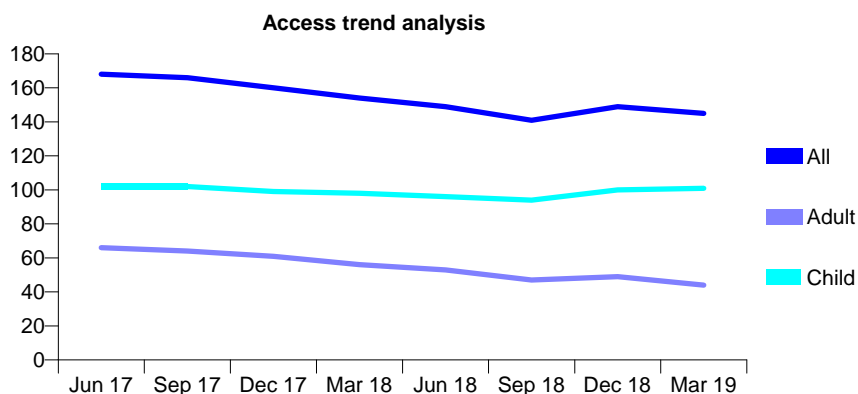
## 7A6 - Vital Signs At a Glance Contract Report for 254088/0001 - Year end March 2019

Name or company name	MR SG LODGE
Contract type name	GDS Contract
Purpose of contract	General
Contract start date	01/04/2006
Contract end date	

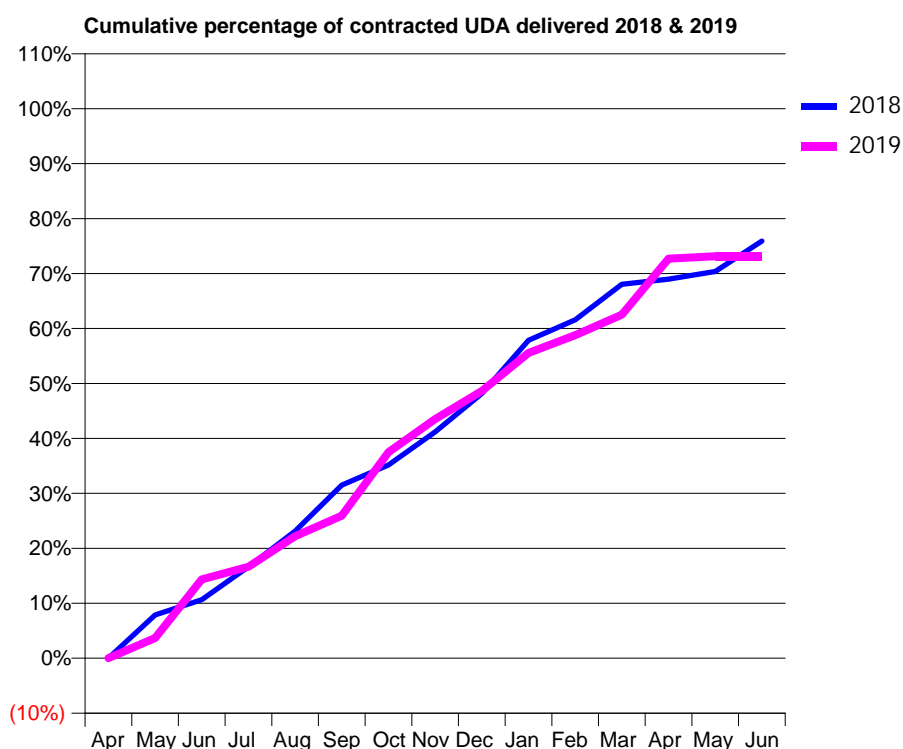
18/19 Contracted general activity (UDA)	216
Carry forward general activity (UDA)	0
18/19 Contracted orthodontic activity (UOA)	0
Carry forward orthodontic activity (UOA)	0
Baseline contract value	£5,117.72

### ACCESS\*

Patients seen in 24 months	Total	Change since previous quarter
Quarter ending March 2018	154	
Quarter ending June 2018	149	↓
Quarter ending September 2018	141	↓
Quarter ending December 2018	149	↑
Quarter ending March 2019	145	↓
<b>Variance since March 2018</b>	<b>(5.8%)</b>	<b>↓</b>



### ACTIVITY



Adjusted Scheduled Activity (UDA)		
Month	2018	2019
April	0	0
May	17	8
June	23	31
July	36	36
August	50	48
September	68	56
October	76	81
November	89	94
December	104	105
January	125	120
February	133	127
March	147	135
April	149	157
May	152	158
June	164	158

### QUALITY

	Quantity	Base Number	Contract	LHB	Wales
% of FP17s for the same patient ID Re-attending within 3 months - Children	2	92	2.2%	8.4%	10.8%
% of FP17s for the same patient ID Re-attending within 3 months - Adults	1	42	2.4%	14.5%	15.7%
% of FP17s for the same patient ID Re-attending between 3 & 9 months - Children	42	92	45.7%	58.8%	59.7%
% of FP17s for the same patient ID Re-attending between 3 & 9 months - Adults	26	42	61.9%	55.4%	55.5%
% of FP17s for Band 1 Urgent Courses	0	141	0.0%	9.0%	9.0%
% of FP17s Relating to Free Repair or Replacements	0	141	0.0%	0.7%	0.7%
% of FP17s Relating to Continuations	0	141	0.0%	0.6%	0.7%
% of Patients satisfied with the dentistry they have received	1	1	N/A	94.7%	92.4%
% of Patients satisfied with the time they had to wait for an appointment	1	1	N/A	89.2%	87.1%

\* This is based on patients treated on this contract for their most recent course of treatment. Figures in italics indicate the base number of FP17s or Patient Questionnaire responses are less than 100. N/A is shown where the base number of responses is less than 10 during the period. % is calculated as Quantity/Base number\*100

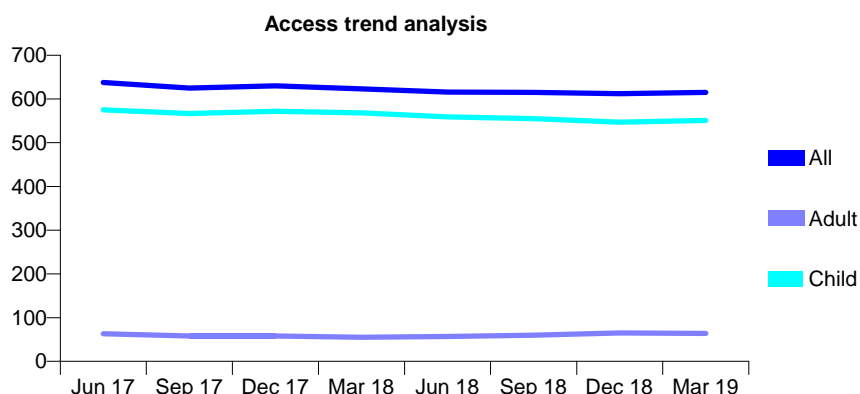
## 7A6 - Vital Signs At a Glance Contract Report for 264555/0001 - Year end March 2019

Name or company name	MR BA BRUNSWICK
Contract type name	GDS Contract
Purpose of contract	General
Contract start date	01/09/2008
Contract end date	

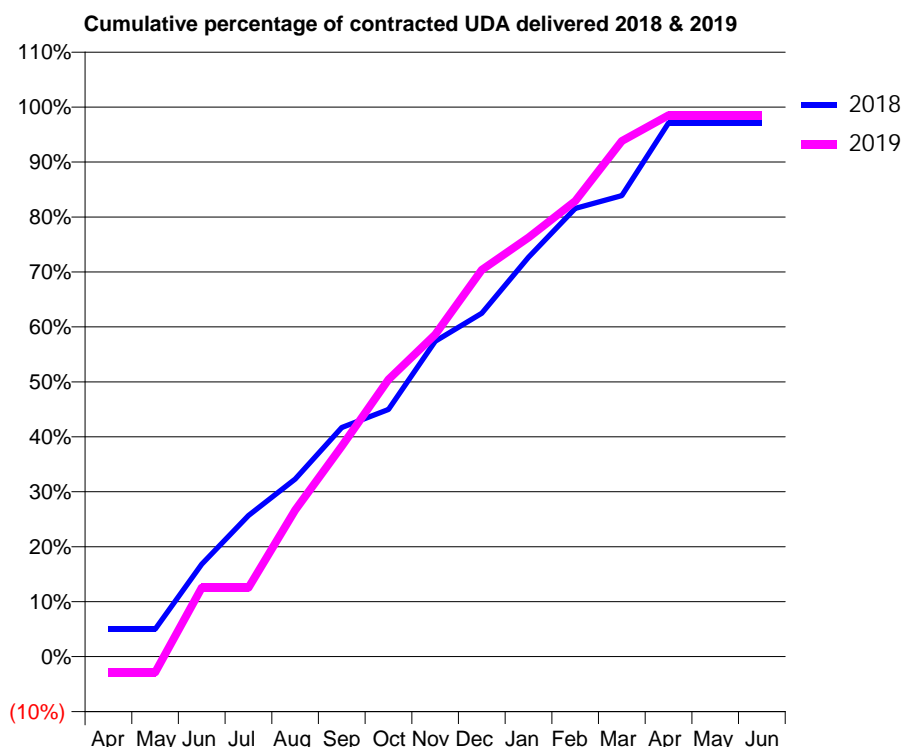
18/19 Contracted general activity (UDA)	1,041
Carry forward general activity (UDA)	30
18/19 Contracted orthodontic activity (UOA)	0
Carry forward orthodontic activity (UOA)	0
Baseline contract value	£27,559.22

### ACCESS\*

Patients seen in 24 months	Total	Change since previous quarter
Quarter ending March 2018	623	
Quarter ending June 2018	616	↓
Quarter ending September 2018	615	→
Quarter ending December 2018	612	→
Quarter ending March 2019	615	→
<b>Variance since March 2018</b>	<b>(1.3%)</b>	<b>↓</b>



### ACTIVITY



Adjusted Scheduled Activity (UDA)		
Month	2018	2019
April	52	-30
May	52	-30
June	175	130
July	267	130
August	336	277
September	434	398
October	468	525
November	597	610
December	650	733
January	756	794
February	849	863
March	873	976
April	1,011	1,025
May	1,011	1,025
June	1,011	1,025

### QUALITY

	Quantity	Base Number	Contract	LHB	Wales
% of FP17s for the same patient ID Re-attending within 3 months - Children	29	864	3.4%	8.4%	10.8%
% of FP17s for the same patient ID Re-attending within 3 months - Adults	2	38	5.3%	14.5%	15.7%
% of FP17s for the same patient ID Re-attending between 3 & 9 months - Children	562	864	65.0%	58.8%	59.7%
% of FP17s for the same patient ID Re-attending between 3 & 9 months - Adults	22	38	57.9%	55.4%	55.5%
% of FP17s for Band 1 Urgent Courses	12	832	1.4%	9.0%	9.0%
% of FP17s Relating to Free Repair or Replacements	0	832	0.0%	0.7%	0.7%
% of FP17s Relating to Continuations	7	832	0.8%	0.6%	0.7%
% of Patients satisfied with the dentistry they have received	1	1	N/A	94.7%	92.4%
% of Patients satisfied with the time they had to wait for an appointment	1	1	N/A	89.2%	87.1%

\* This is based on patients treated on this contract for their most recent course of treatment.  
 Figures in *italics* indicate the base number of FP17s or Patient Questionnaire responses are less than 100. N/A is shown where the base number of responses is less than 10 during the period. % is calculated as Quantity/Base number\*100

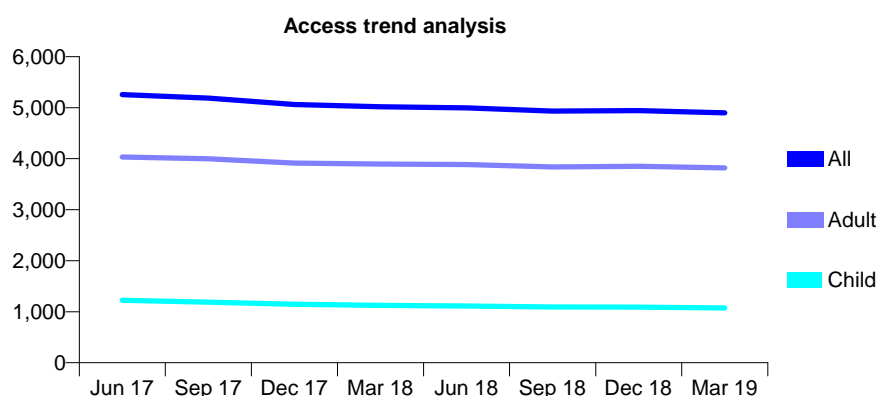
## 7A6 - Vital Signs At a Glance Contract Report for 269727/0002 - Year end March 2019

Name or company name	Newport Dental Care Partnership
Contract type name	Pilot Contract
Purpose of contract	General
Contract start date	01/08/2011
Contract end date	

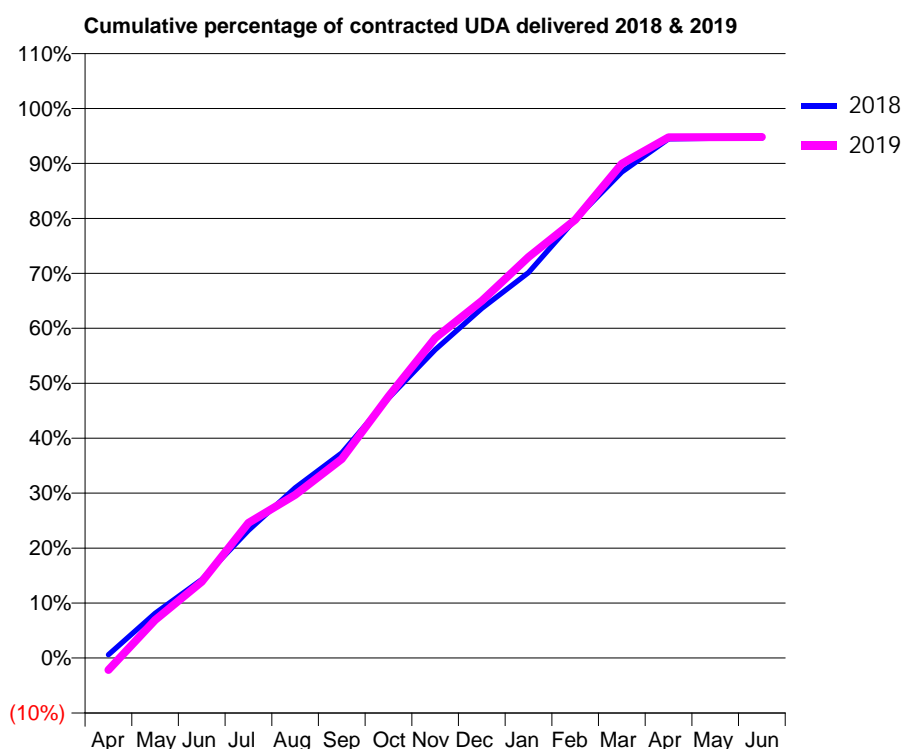
18/19 Contracted general activity (UDA)	14,171
Carry forward general activity (UDA)	837
18/19 Contracted orthodontic activity (UOA)	0
Carry forward orthodontic activity (UOA)	0
Baseline contract value	£402,394.84

### ACCESS\*

Patients seen in 24 months	Total	Change since previous quarter
Quarter ending March 2018	5,019	
Quarter ending June 2018	4,998	→
Quarter ending September 2018	4,935	↓
Quarter ending December 2018	4,942	→
Quarter ending March 2019	4,899	→
<b>Variance since March 2018</b>	<b>(2.4%)</b>	<b>↓</b>



### ACTIVITY



Adjusted Scheduled Activity (UDA)		
Month	2018	2019
April	95	-312
May	1,282	982
June	2,249	1,970
July	3,658	3,485
August	4,879	4,208
September	5,875	5,134
October	7,445	6,747
November	8,837	8,251
December	10,016	9,209
January	11,044	10,337
February	12,564	11,302
March	13,921	12,745
April	14,875	13,428
May	14,893	13,431
June	14,895	13,434

### QUALITY

	Quantity	Base Number	Contract	LHB	Wales
% of FP17s for the same patient ID Re-attending within 3 months - Children	98	1,519	6.5%	8.4%	10.8%
% of FP17s for the same patient ID Re-attending within 3 months - Adults	652	5,176	12.6%	14.5%	15.7%
% of FP17s for the same patient ID Re-attending between 3 & 9 months - Children	785	1,519	51.7%	58.8%	59.7%
% of FP17s for the same patient ID Re-attending between 3 & 9 months - Adults	2,438	5,176	47.1%	55.4%	55.5%
% of FP17s for Band 1 Urgent Courses	530	6,602	8.0%	9.0%	9.0%
% of FP17s Relating to Free Repair or Replacements	108	6,602	1.6%	0.7%	0.7%
% of FP17s Relating to Continuations	78	6,602	1.2%	0.6%	0.7%
% of Patients satisfied with the dentistry they have received	14	16	87.5%	94.7%	92.4%
% of Patients satisfied with the time they had to wait for an appointment	14	16	87.5%	89.2%	87.1%

\* This is based on patients treated on this contract for their most recent course of treatment.

Figures in italics indicate the base number of FP17s or Patient Questionnaire responses are less than 100. N/A is shown where the base number of responses is less than 10 during the period. % is calculated as Quantity/Base number\*100

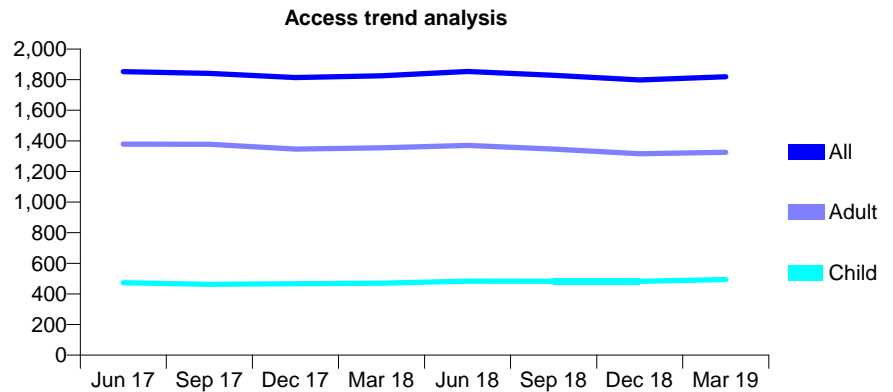
## 7A6 - Vital Signs At a Glance Contract Report for 297437/0001 - Year end March 2019

Name or company name	MR TD WYSOME
Contract type name	Pilot Contract
Purpose of contract	General
Contract start date	01/04/2012
Contract end date	

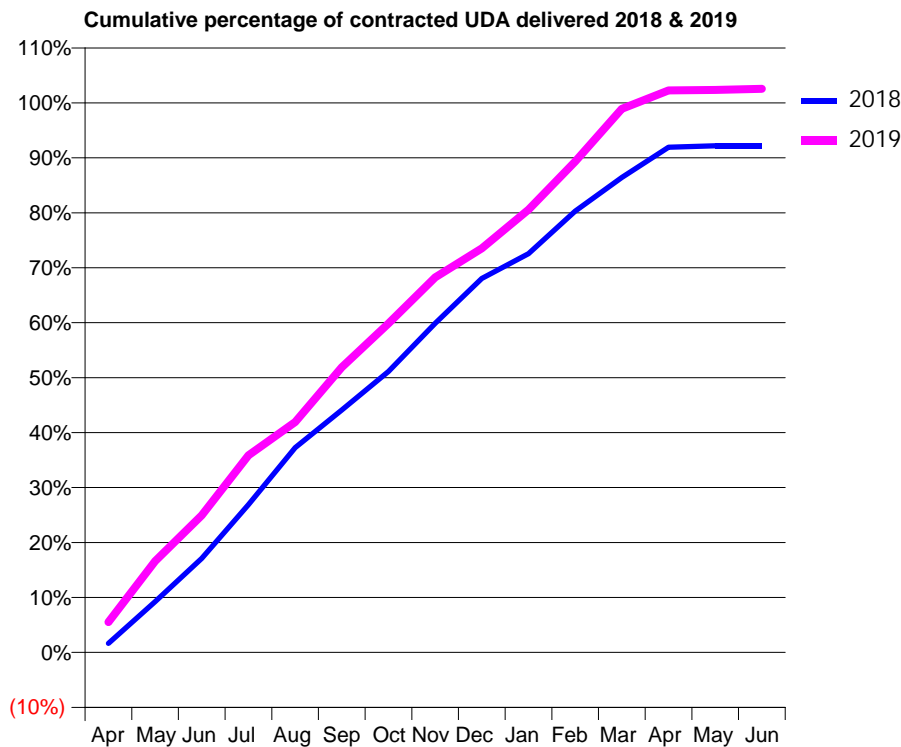
18/19 Contracted general activity (UDA)	6,120
Carry forward general activity (UDA)	0
18/19 Contracted orthodontic activity (UOA)	0
Carry forward orthodontic activity (UOA)	0
Baseline contract value	£251,606.44

### ACCESS\*

Patients seen in 24 months	Total	Change since previous quarter
Quarter ending March 2018	1,825	
Quarter ending June 2018	1,854	→
Quarter ending September 2018	1,829	↓
Quarter ending December 2018	1,798	↓
Quarter ending March 2019	1,819	→
<b>Variance since March 2018</b>	<b>(0.3%)</b>	<b>→</b>



### ACTIVITY



Adjusted Scheduled Activity (UDA)		
Month	2018	2019
April	111	337
May	629	1,016
June	1,164	1,526
July	1,828	2,196
August	2,534	2,565
September	3,000	3,174
October	3,476	3,662
November	4,073	4,177
December	4,626	4,499
January	4,936	4,931
February	5,460	5,468
March	5,876	6,055
April	6,251	6,259
May	6,269	6,263
June	6,268	6,276

### QUALITY

	Quantity	Base Number	Contract	LHB	Wales
% of FP17s for the same patient ID Re-attending within 3 months - Children	33	639	5.2%	8.4%	10.8%
% of FP17s for the same patient ID Re-attending within 3 months - Adults	321	1,833	17.5%	14.5%	15.7%
% of FP17s for the same patient ID Re-attending between 3 & 9 months - Children	327	639	51.2%	58.8%	59.7%
% of FP17s for the same patient ID Re-attending between 3 & 9 months - Adults	862	1,833	47.0%	55.4%	55.5%
% of FP17s for Band 1 Urgent Courses	162	2,380	6.8%	9.0%	9.0%
% of FP17s Relating to Free Repair or Replacements	4	2,380	0.2%	0.7%	0.7%
% of FP17s Relating to Continuations	10	2,380	0.4%	0.6%	0.7%
% of Patients satisfied with the dentistry they have received	3	3	N/A	94.7%	92.4%
% of Patients satisfied with the time they had to wait for an appointment	2	3	N/A	89.2%	87.1%

\* This is based on patients treated on this contract for their most recent course of treatment. Figures in italics indicate the base number of FP17s or Patient Questionnaire responses are less than 100. N/A is shown where the base number of responses is less than 10 during the period. % is calculated as Quantity/Base number\*100

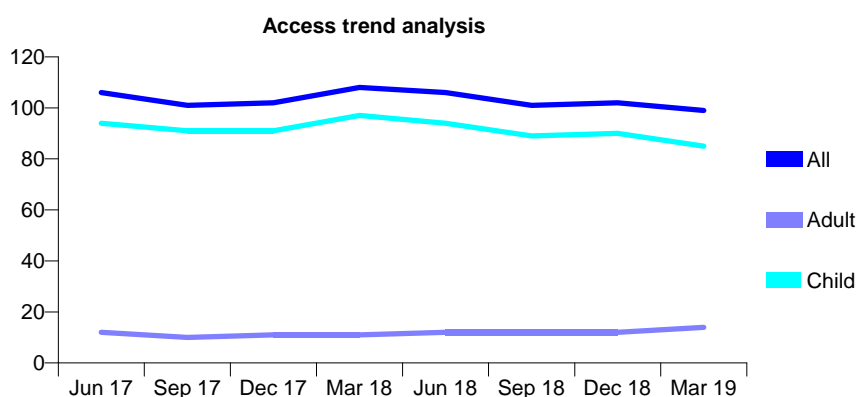
## 7A6 - Vital Signs At a Glance Contract Report for 302627/0002 - Year end March 2019

Name or company name	MR RD ISAAC
Contract type name	GDS Contract
Purpose of contract	General
Contract start date	08/09/2013
Contract end date	

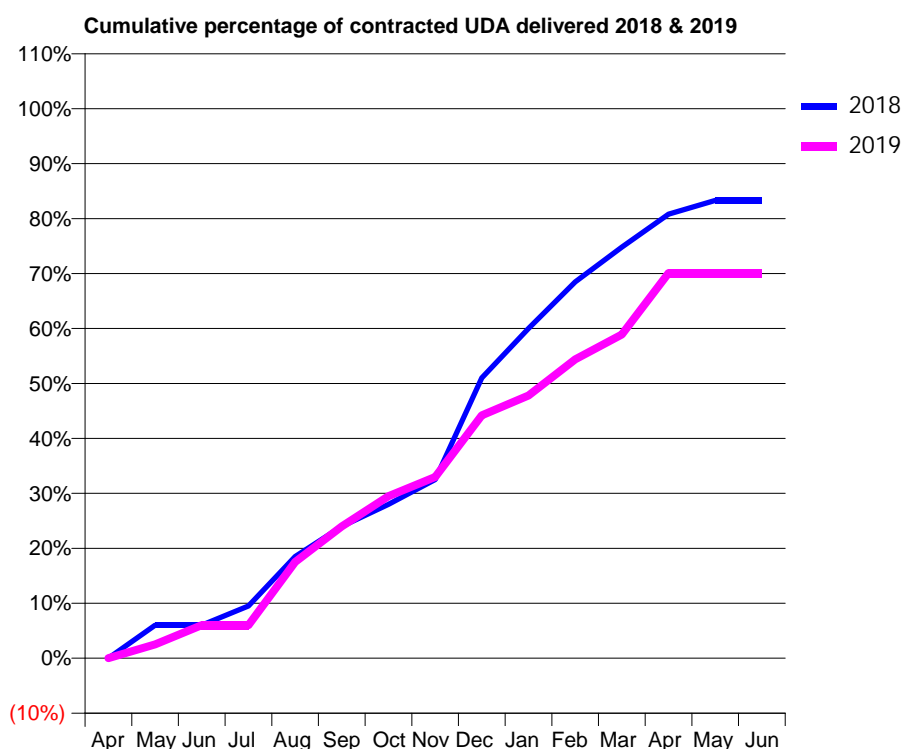
18/19 Contracted general activity (UDA)	200
Carry forward general activity (UDA)	0
18/19 Contracted orthodontic activity (UOA)	0
Carry forward orthodontic activity (UOA)	0
Baseline contract value	£4,467.63

### ACCESS\*

Patients seen in 24 months	Total	Change since previous quarter
Quarter ending March 2018	108	
Quarter ending June 2018	106	↓
Quarter ending September 2018	101	↓
Quarter ending December 2018	102	→
Quarter ending March 2019	99	↓
<b>Variance since March 2018</b>	<b>(8.3%)</b>	<b>↓</b>



### ACTIVITY



Adjusted Scheduled Activity (UDA)		
Month	2018	2019
April	0	0
May	12	5
June	12	12
July	19	12
August	37	35
September	48	48
October	56	59
November	65	66
December	102	88
January	120	96
February	137	109
March	150	118
April	162	140
May	167	140
June	167	140

### QUALITY

	Quantity	Base Number	Contract	LHB	Wales
% of FP17s for the same patient ID Re-attending within 3 months - Children	4	116	3.4%	8.4%	10.8%
% of FP17s for the same patient ID Re-attending within 3 months - Adults	0	7	0.0%	14.5%	15.7%
% of FP17s for the same patient ID Re-attending between 3 & 9 months - Children	62	116	53.4%	58.8%	59.7%
% of FP17s for the same patient ID Re-attending between 3 & 9 months - Adults	5	7	71.4%	55.4%	55.5%
% of FP17s for Band 1 Urgent Courses	6	122	4.9%	9.0%	9.0%
% of FP17s Relating to Free Repair or Replacements	0	122	0.0%	0.7%	0.7%
% of FP17s Relating to Continuations	0	122	0.0%	0.6%	0.7%
% of Patients satisfied with the dentistry they have received	0	0	N/A	94.7%	92.4%
% of Patients satisfied with the time they had to wait for an appointment	0	0	N/A	89.2%	87.1%

\* This is based on patients treated on this contract for their most recent course of treatment.

Figures in italics indicate the base number of FP17s or Patient Questionnaire responses are less than 100. N/A is shown where the base number of responses is less than 10 during the period. % is calculated as Quantity/Base number\*100



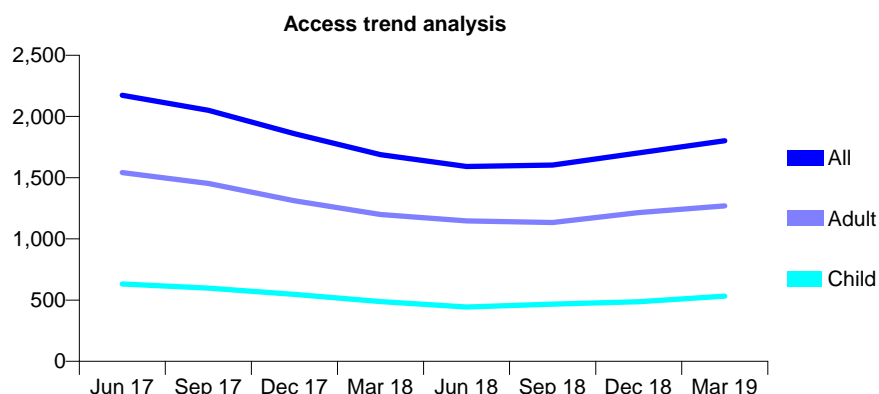
## 7A6 - Vital Signs At a Glance Contract Report for 309966/0002 - Year end March 2019

Name or company name	MR SJ PARRY
Contract type name	Pilot Contract
Purpose of contract	General
Contract start date	06/07/2015
Contract end date	

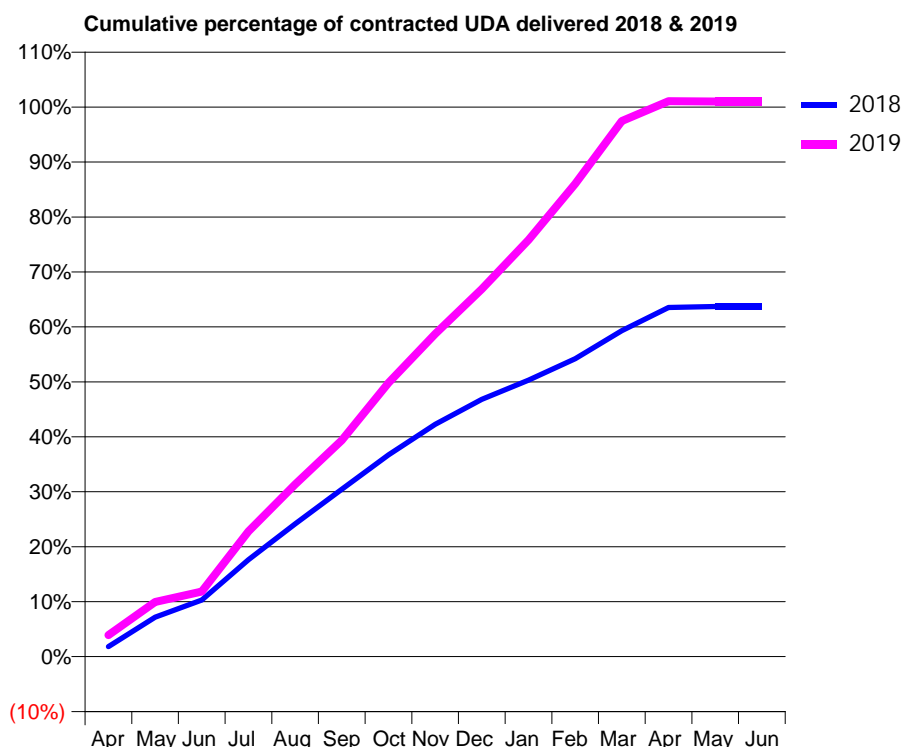
18/19 Contracted general activity (UDA)	5,850
Carry forward general activity (UDA)	0
18/19 Contracted orthodontic activity (UOA)	0
Carry forward orthodontic activity (UOA)	0
Baseline contract value	£248,757.21

### ACCESS\*

Patients seen in 24 months	Total	Change since previous quarter
Quarter ending March 2018	1,688	
Quarter ending June 2018	1,592	↓
Quarter ending September 2018	1,603	→
Quarter ending December 2018	1,702	↑
Quarter ending March 2019	1,802	↑
<b>Variance since March 2018</b>	<b>6.8%</b>	<b>↑</b>



### ACTIVITY



Adjusted Scheduled Activity (UDA)		
Month	2018	2019
April	147	230
May	573	583
June	825	693
July	1,410	1,333
August	1,932	1,835
September	2,436	2,303
October	2,936	2,914
November	3,384	3,434
December	3,745	3,911
January	4,025	4,436
February	4,337	5,033
March	4,744	5,702
April	5,082	5,912
May	5,098	5,909
June	5,098	5,909

### QUALITY

	Quantity	Base Number	Contract	LHB	Wales
% of FP17s for the same patient ID Re-attending within 3 months - Children	74	726	10.2%	8.4%	10.8%
% of FP17s for the same patient ID Re-attending within 3 months - Adults	288	1,828	15.8%	14.5%	15.7%
% of FP17s for the same patient ID Re-attending between 3 & 9 months - Children	220	726	30.3%	58.8%	59.7%
% of FP17s for the same patient ID Re-attending between 3 & 9 months - Adults	689	1,828	37.7%	55.4%	55.5%
% of FP17s for Band 1 Urgent Courses	174	2,582	6.7%	9.0%	9.0%
% of FP17s Relating to Free Repair or Replacements	8	2,582	0.3%	0.7%	0.7%
% of FP17s Relating to Continuations	8	2,582	0.3%	0.6%	0.7%
% of Patients satisfied with the dentistry they have received	4	4	N/A	94.7%	92.4%
% of Patients satisfied with the time they had to wait for an appointment	3	4	N/A	89.2%	87.1%

\* This is based on patients treated on this contract for their most recent course of treatment.  
 Figures in *italics* indicate the base number of FP17s or Patient Questionnaire responses are less than 100. N/A is shown where the base number of responses is less than 10 during the period. % is calculated as Quantity/Base number\*100

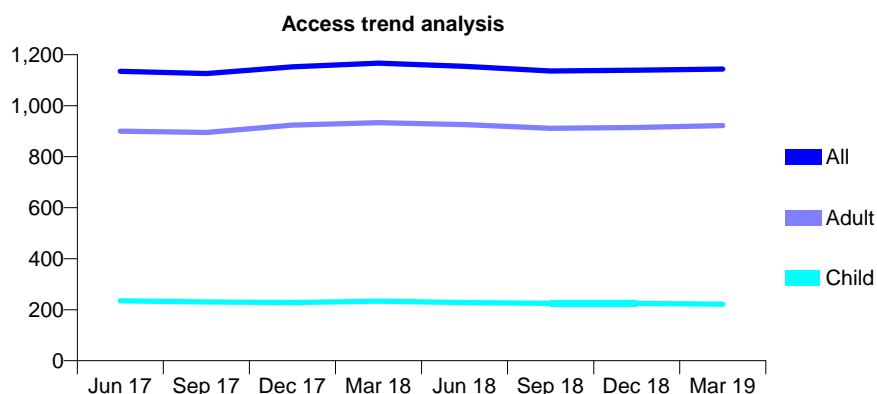
## 7A6 - Vital Signs At a Glance Contract Report for 326429/0003 - Year end March 2019

Name or company name	MR AJ MATTHEWS
Contract type name	GDS Contract
Purpose of contract	General
Contract start date	01/04/2006
Contract end date	

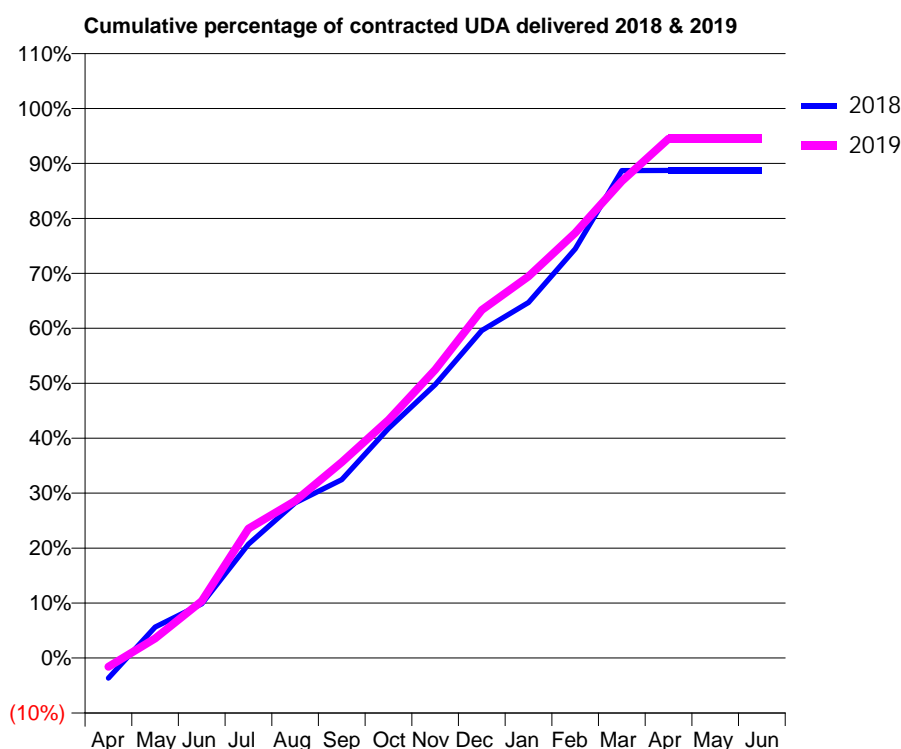
18/19 Contracted general activity (UDA)	4,200
Carry forward general activity (UDA)	216
18/19 Contracted orthodontic activity (UOA)	0
Carry forward orthodontic activity (UOA)	0
Baseline contract value	£106,877.44

### ACCESS\*

Patients seen in 24 months	Total	Change since previous quarter
Quarter ending March 2018	1,167	
Quarter ending June 2018	1,154	↓
Quarter ending September 2018	1,136	↓
Quarter ending December 2018	1,139	→
Quarter ending March 2019	1,144	→
<b>Variance since March 2018</b>	<b>(2.0%)</b>	<b>↓</b>



### ACTIVITY



Adjusted Scheduled Activity (UDA)		
Month	2018	2019
April	-160	-68
May	246	150
June	431	435
July	905	989
August	1,235	1,201
September	1,419	1,497
October	1,827	1,819
November	2,175	2,204
December	2,605	2,660
January	2,829	2,916
February	3,255	3,249
March	3,877	3,644
April	3,878	3,968
May	3,878	3,968
June	3,878	3,968

### QUALITY

	Quantity	Base Number	Contract	LHB	Wales
% of FP17s for the same patient ID Re-attending within 3 months - Children	21	301	7.0%	8.4%	10.8%
% of FP17s for the same patient ID Re-attending within 3 months - Adults	263	1,338	19.7%	14.5%	15.7%
% of FP17s for the same patient ID Re-attending between 3 & 9 months - Children	164	301	54.5%	58.8%	59.7%
% of FP17s for the same patient ID Re-attending between 3 & 9 months - Adults	665	1,338	49.7%	55.4%	55.5%
% of FP17s for Band 1 Urgent Courses	260	1,738	15.0%	9.0%	9.0%
% of FP17s Relating to Free Repair or Replacements	11	1,738	0.6%	0.7%	0.7%
% of FP17s Relating to Continuations	39	1,738	2.2%	0.6%	0.7%
% of Patients satisfied with the dentistry they have received	1	1	N/A	94.7%	92.4%
% of Patients satisfied with the time they had to wait for an appointment	1	1	N/A	89.2%	87.1%

\* This is based on patients treated on this contract for their most recent course of treatment.

Figures in italics indicate the base number of FP17s or Patient Questionnaire responses are less than 100. N/A is shown where the base number of responses is less than 10 during the period. % is calculated as Quantity/Base number\*100

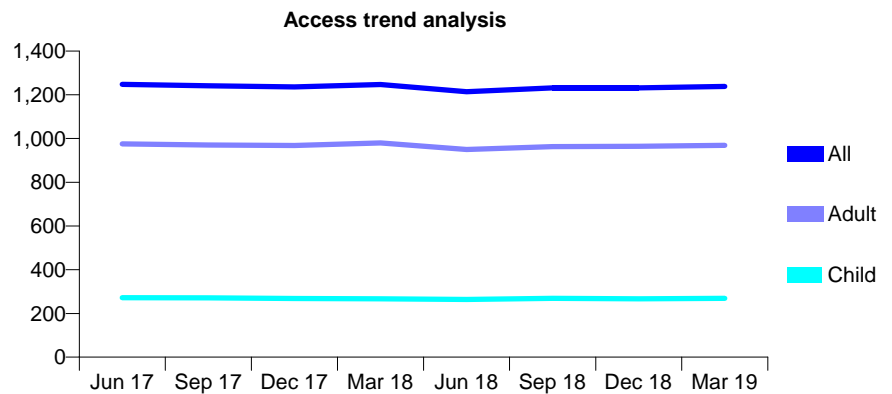
## 7A6 - Vital Signs At a Glance Contract Report for 327190/0001 - Year end March 2019

Name or company name	MR AV JONES
Contract type name	GDS Contract
Purpose of contract	General
Contract start date	01/04/2006
Contract end date	

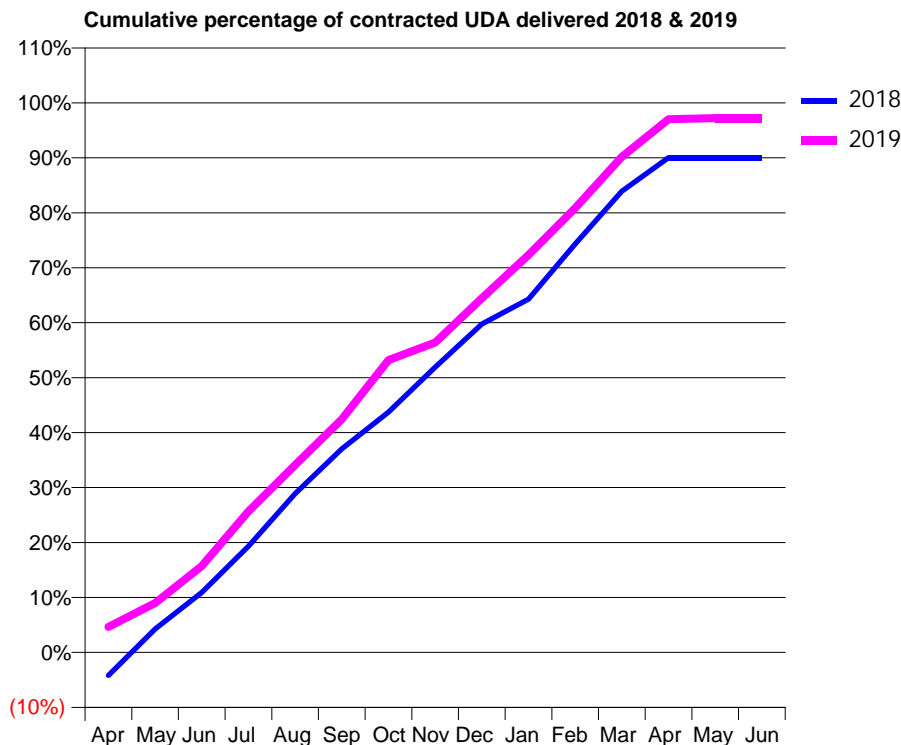
18/19 Contracted general activity (UDA)	4,848
Carry forward general activity (UDA)	0
18/19 Contracted orthodontic activity (UOA)	0
Carry forward orthodontic activity (UOA)	0
Baseline contract value	£123,606.50

### ACCESS\*

Patients seen in 24 months	Total	Change since previous quarter
Quarter ending March 2018	1,247	
Quarter ending June 2018	1,214	↓
Quarter ending September 2018	1,232	→
Quarter ending December 2018	1,232	→
Quarter ending March 2019	1,238	→
<b>Variance since March 2018</b>	<b>(0.7%)</b>	→



### ACTIVITY



Adjusted Scheduled Activity (UDA)		
Month	2018	2019
April	-215	225
May	219	436
June	556	762
July	986	1,244
August	1,476	1,654
September	1,889	2,057
October	2,231	2,578
November	2,649	2,734
December	3,049	3,125
January	3,281	3,507
February	3,794	3,921
March	4,283	4,372
April	4,593	4,704
May	4,594	4,714
June	4,594	4,714

### QUALITY

	Quantity	Base Number	Contract	LHB	Wales
% of FP17s for the same patient ID Re-attending within 3 months - Children	37	449	8.2%	8.4%	10.8%
% of FP17s for the same patient ID Re-attending within 3 months - Adults	233	1,610	14.5%	14.5%	15.7%
% of FP17s for the same patient ID Re-attending between 3 & 9 months - Children	283	449	63.0%	58.8%	59.7%
% of FP17s for the same patient ID Re-attending between 3 & 9 months - Adults	1,002	1,610	62.2%	55.4%	55.5%
% of FP17s for Band 1 Urgent Courses	229	2,059	11.1%	9.0%	9.0%
% of FP17s Relating to Free Repair or Replacements	0	2,059	0.0%	0.7%	0.7%
% of FP17s Relating to Continuations	17	2,059	0.8%	0.6%	0.7%
% of Patients satisfied with the dentistry they have received	12	12	100.0%	94.7%	92.4%
% of Patients satisfied with the time they had to wait for an appointment	12	12	100.0%	89.2%	87.1%

\* This is based on patients treated on this contract for their most recent course of treatment. Figures in italics indicate the base number of FP17s or Patient Questionnaire responses are less than 100. N/A is shown where the base number of responses is less than 10 during the period. % is calculated as Quantity/Base number\*100

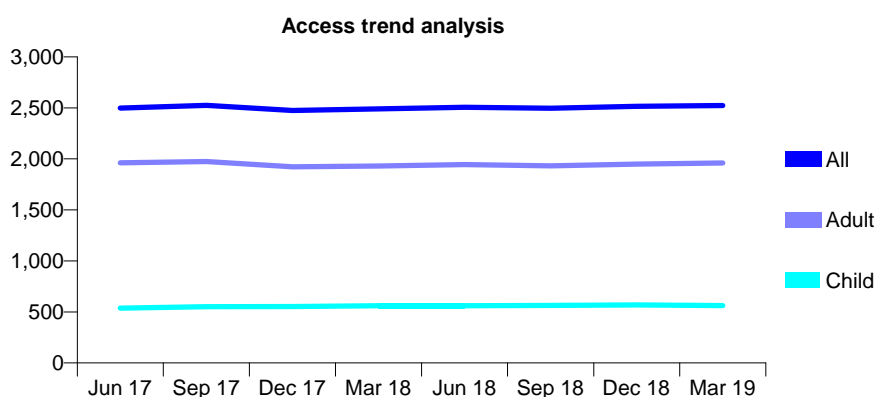
## 7A6 - Vital Signs At a Glance Contract Report for 332151/0001 - Year end March 2019

Name or company name	MISS LA GRIFFITHS
Contract type name	GDS Contract
Purpose of contract	General
Contract start date	01/04/2006
Contract end date	

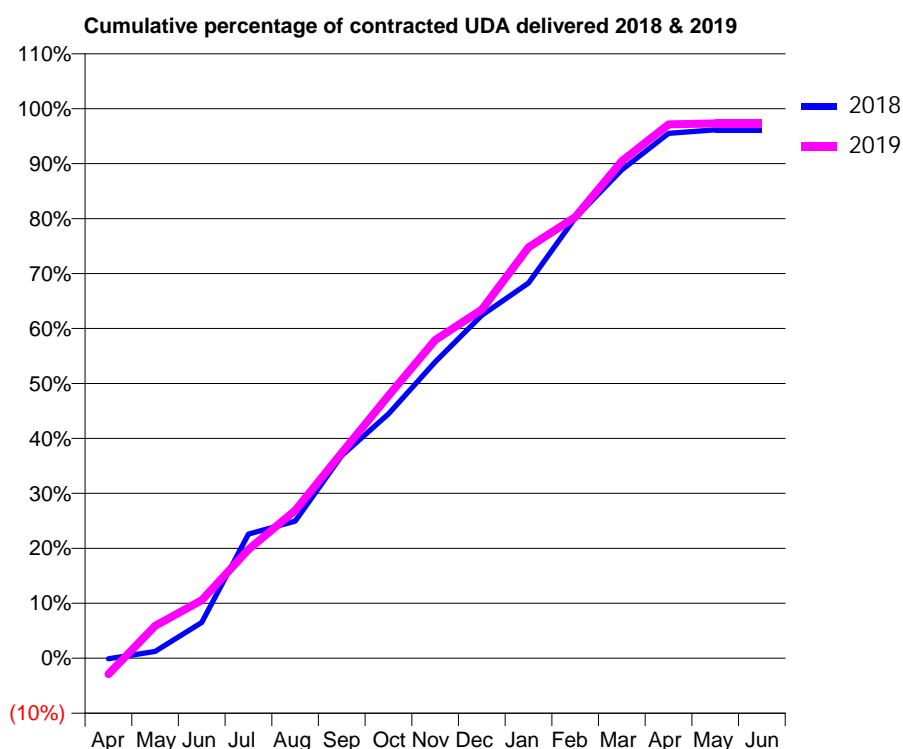
18/19 Contracted general activity (UDA)	5,896
Carry forward general activity (UDA)	214
18/19 Contracted orthodontic activity (UOA)	0
Carry forward orthodontic activity (UOA)	0
Baseline contract value	£149,854.73

### ACCESS\*

Patients seen in 24 months	Total	Change since previous quarter
Quarter ending March 2018	2,491	
Quarter ending June 2018	2,507	→
Quarter ending September 2018	2,496	→
Quarter ending December 2018	2,516	→
Quarter ending March 2019	2,523	→
<b>Variance since March 2018</b>	<b>1.3%</b>	<b>→</b>



### ACTIVITY



Adjusted Scheduled Activity (UDA)		
Month	2018	2019
April	-6	-172
May	74	348
June	385	623
July	1,331	1,167
August	1,471	1,586
September	2,175	2,204
October	2,622	2,817
November	3,180	3,415
December	3,679	3,741
January	4,025	4,409
February	4,724	4,733
March	5,239	5,335
April	5,631	5,726
May	5,667	5,738
June	5,667	5,738

### QUALITY

	Quantity	Base Number	Contract	LHB	Wales
% of FP17s for the same patient ID Re-attending within 3 months - Children	59	783	7.5%	8.4%	10.8%
% of FP17s for the same patient ID Re-attending within 3 months - Adults	320	2,620	12.2%	14.5%	15.7%
% of FP17s for the same patient ID Re-attending between 3 & 9 months - Children	417	783	53.3%	58.8%	59.7%
% of FP17s for the same patient ID Re-attending between 3 & 9 months - Adults	1,259	2,620	48.1%	55.4%	55.5%
% of FP17s for Band 1 Urgent Courses	253	3,380	7.5%	9.0%	9.0%
% of FP17s Relating to Free Repair or Replacements	19	3,380	0.6%	0.7%	0.7%
% of FP17s Relating to Continuations	10	3,380	0.3%	0.6%	0.7%
% of Patients satisfied with the dentistry they have received	8	8	N/A	94.7%	92.4%
% of Patients satisfied with the time they had to wait for an appointment	8	8	N/A	89.2%	87.1%

\* This is based on patients treated on this contract for their most recent course of treatment. Figures in italics indicate the base number of FP17s or Patient Questionnaire responses are less than 100. N/A is shown where the base number of responses is less than 10 during the period. % is calculated as Quantity/Base number\*100

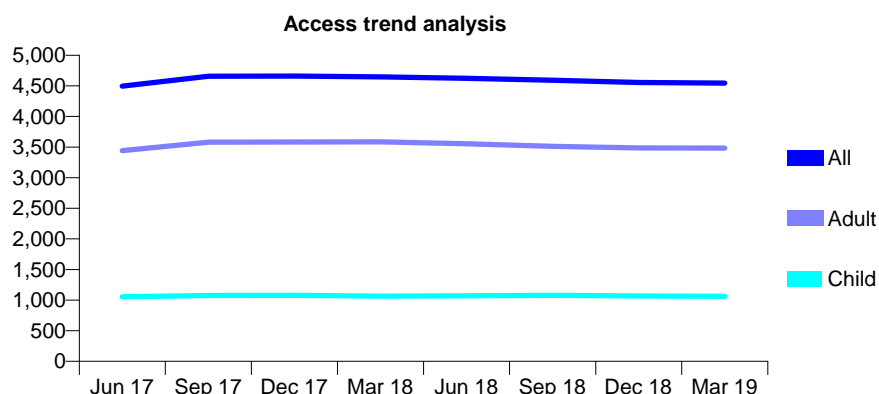
## 7A6 - Vital Signs At a Glance Contract Report for 349593/0001 - Year end March 2019

Name or company name	MR DJ SRIVASTAVA
Contract type name	GDS Contract
Purpose of contract	General
Contract start date	01/10/2015
Contract end date	

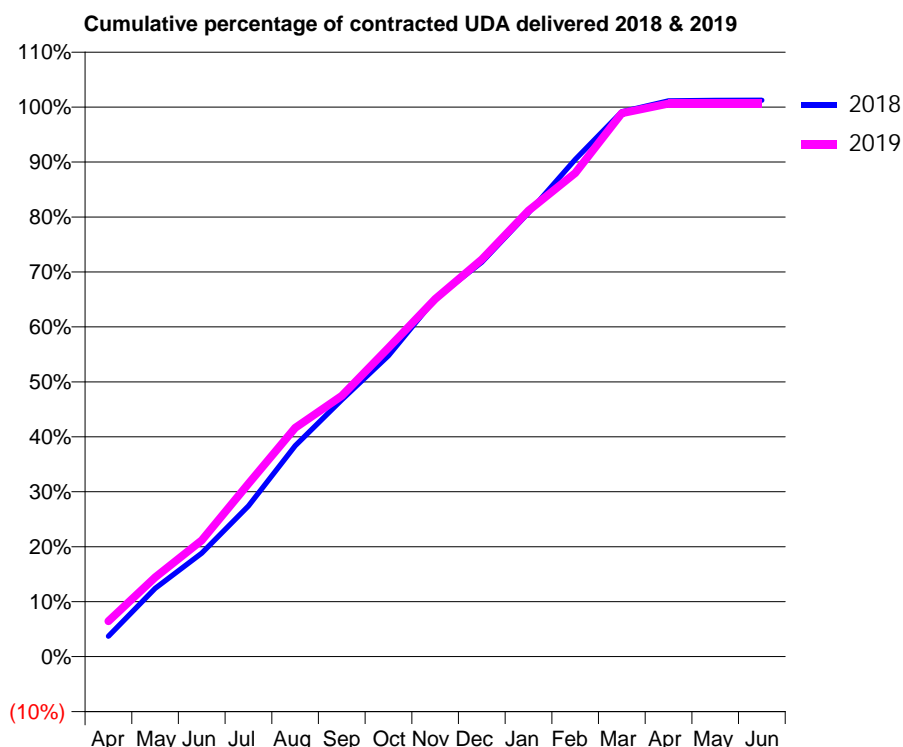
18/19 Contracted general activity (UDA)	13,141
Carry forward general activity (UDA)	-210
18/19 Contracted orthodontic activity (UOA)	0
Carry forward orthodontic activity (UOA)	0
Baseline contract value	£370,232.01

### ACCESS\*

Patients seen in 24 months	Total	Change since previous quarter
Quarter ending March 2018	4,649	
Quarter ending June 2018	4,624	→
Quarter ending September 2018	4,591	→
Quarter ending December 2018	4,554	→
Quarter ending March 2019	4,546	→
<b>Variance since March 2018</b>	<b>(2.2%)</b>	<b>↓</b>



### ACTIVITY



Adjusted Scheduled Activity (UDA)		
Month	2018	2019
April	490	850
May	1,631	1,897
June	2,478	2,782
July	3,607	4,134
August	5,043	5,472
September	6,141	6,237
October	7,195	7,383
November	8,553	8,552
December	9,430	9,498
January	10,615	10,667
February	11,888	11,563
March	13,028	12,993
April	13,290	13,222
May	13,300	13,224
June	13,306	13,224

### QUALITY

	Quantity	Base Number	Contract	LHB	Wales
% of FP17s for the same patient ID Re-attending within 3 months - Children	73	1,543	4.7%	8.4%	10.8%
% of FP17s for the same patient ID Re-attending within 3 months - Adults	392	4,768	8.2%	14.5%	15.7%
% of FP17s for the same patient ID Re-attending between 3 & 9 months - Children	981	1,543	63.6%	58.8%	59.7%
% of FP17s for the same patient ID Re-attending between 3 & 9 months - Adults	2,655	4,768	55.7%	55.4%	55.5%
% of FP17s for Band 1 Urgent Courses	174	6,266	2.8%	9.0%	9.0%
% of FP17s Relating to Free Repair or Replacements	61	6,266	1.0%	0.7%	0.7%
% of FP17s Relating to Continuations	30	6,266	0.5%	0.6%	0.7%
% of Patients satisfied with the dentistry they have received	3	3	N/A	94.7%	92.4%
% of Patients satisfied with the time they had to wait for an appointment	3	3	N/A	89.2%	87.1%

\* This is based on patients treated on this contract for their most recent course of treatment.  
 Figures in *italics* indicate the base number of FP17s or Patient Questionnaire responses are less than 100. N/A is shown where the base number of responses is less than 10 during the period. % is calculated as Quantity/Base number\*100

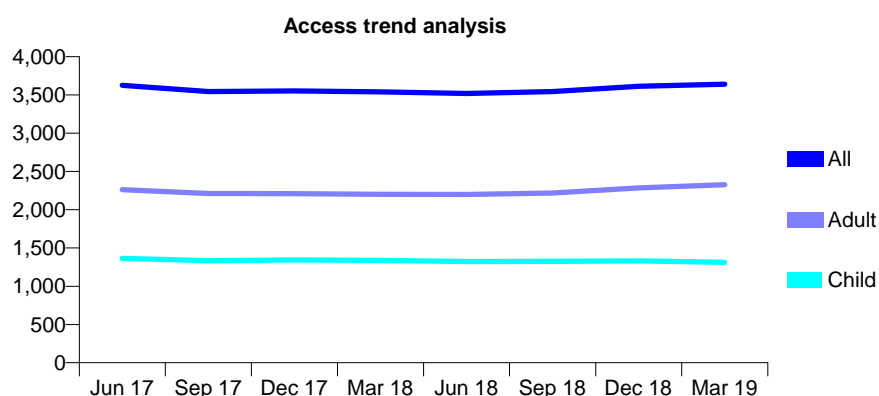
## 7A6 - Vital Signs At a Glance Contract Report for 577650/0001 - Year end March 2019

Name or company name	MISS SD WILKINS
Contract type name	GDS Contract
Purpose of contract	General
Contract start date	01/04/2006
Contract end date	

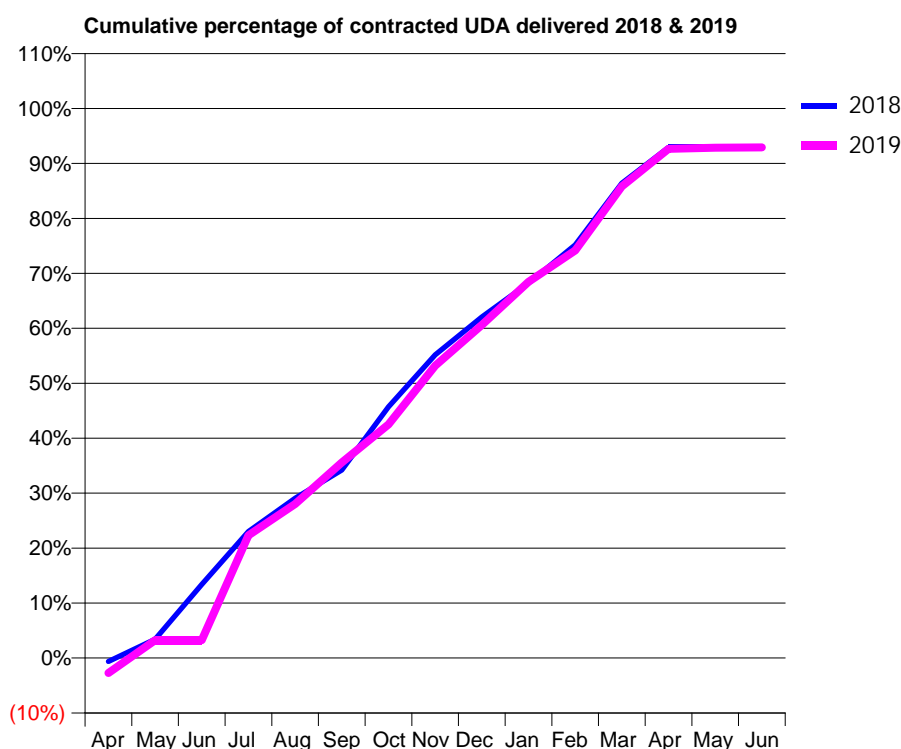
18/19 Contracted general activity (UDA)	13,571
Carry forward general activity (UDA)	814
18/19 Contracted orthodontic activity (UOA)	0
Carry forward orthodontic activity (UOA)	0
Baseline contract value	£331,334.81

### ACCESS\*

Patients seen in 24 months	Total	Change since previous quarter
Quarter ending March 2018	3,539	
Quarter ending June 2018	3,520	→
Quarter ending September 2018	3,544	→
Quarter ending December 2018	3,614	→
Quarter ending March 2019	3,640	→
<b>Variance since March 2018</b>	<b>2.9%</b>	<b>↑</b>



### ACTIVITY



Adjusted Scheduled Activity (UDA)		
Month	2018	2019
April	-86	-369
May	467	440
June	1,815	440
July	3,125	3,031
August	3,946	3,807
September	4,640	4,826
October	6,204	5,767
November	7,486	7,216
December	8,420	8,221
January	9,258	9,288
February	10,201	10,066
March	11,726	11,648
April	12,608	12,575
May	12,608	12,601
June	12,608	12,608

### QUALITY

	Quantity	Base Number	Contract	LHB	Wales
% of FP17s for the same patient ID Re-attending within 3 months - Children	136	2,307	5.9%	8.4%	10.8%
% of FP17s for the same patient ID Re-attending within 3 months - Adults	549	4,025	13.6%	14.5%	15.7%
% of FP17s for the same patient ID Re-attending between 3 & 9 months - Children	1,603	2,307	69.5%	58.8%	59.7%
% of FP17s for the same patient ID Re-attending between 3 & 9 months - Adults	2,655	4,025	66.0%	55.4%	55.5%
% of FP17s for Band 1 Urgent Courses	298	6,403	4.7%	9.0%	9.0%
% of FP17s Relating to Free Repair or Replacements	110	6,403	1.7%	0.7%	0.7%
% of FP17s Relating to Continuations	71	6,403	1.1%	0.6%	0.7%
% of Patients satisfied with the dentistry they have received	0	0	N/A	94.7%	92.4%
% of Patients satisfied with the time they had to wait for an appointment	0	0	N/A	89.2%	87.1%

\* This is based on patients treated on this contract for their most recent course of treatment.

Figures in italics indicate the base number of FP17s or Patient Questionnaire responses are less than 100. N/A is shown where the base number of responses is less than 10 during the period. % is calculated as Quantity/Base number\*100

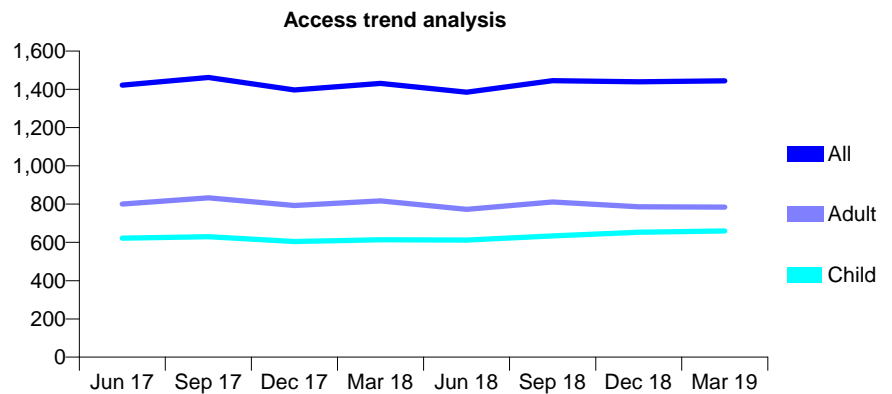
## 7A6 - Vital Signs At a Glance Contract Report for 629251/0002 - Year end March 2019

Name or company name	MR PL DAVIES
Contract type name	GDS Contract
Purpose of contract	General
Contract start date	01/04/2006
Contract end date	18/03/2019

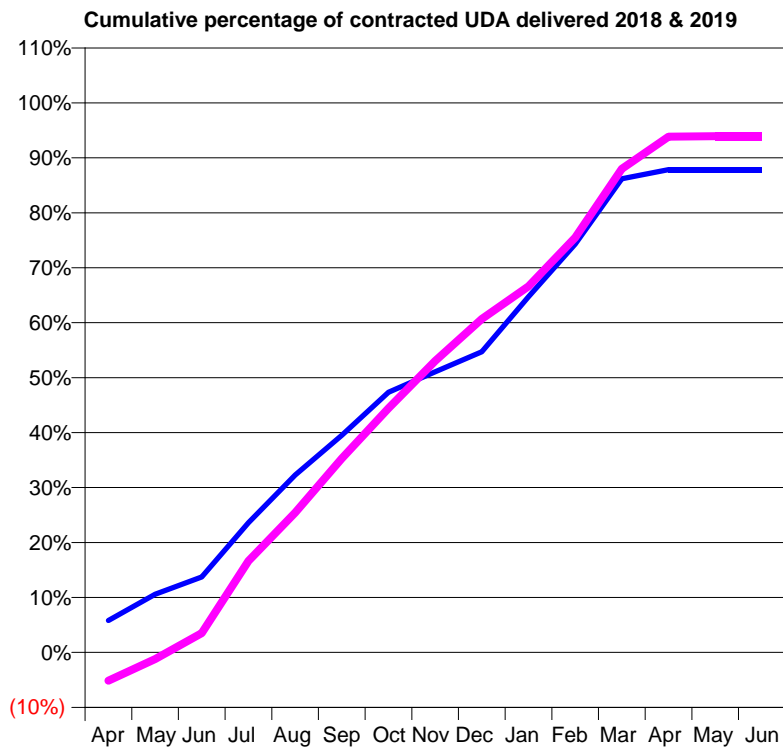
18/19 Contracted general activity (UDA)	4,337
Carry forward general activity (UDA)	270
18/19 Contracted orthodontic activity (UOA)	0
Carry forward orthodontic activity (UOA)	0
Baseline contract value	£119,099.36

### ACCESS\*

Patients seen in 24 months	Total	Change since previous quarter
Quarter ending March 2018	1,431	
Quarter ending June 2018	1,385	↓
Quarter ending September 2018	1,445	↑
Quarter ending December 2018	1,439	→
Quarter ending March 2019	1,444	→
<b>Variance since March 2018</b>	<b>0.9%</b>	<b>→</b>



### ACTIVITY



Adjusted Scheduled Activity (UDA)		
Month	2018	2019
April	261	-224
May	476	-53
June	617	152
July	1,060	721
August	1,451	1,104
September	1,776	1,531
October	2,128	1,927
November	2,295	2,301
December	2,458	2,631
January	2,909	2,890
February	3,340	3,275
March	3,873	3,815
April	3,949	4,071
May	3,949	4,074
June	3,949	4,074

### QUALITY

	Quantity	Base Number	Contract	LHB	Wales
% of FP17s for the same patient ID Re-attending within 3 months - Children	28	672	4.2%	8.4%	10.8%
% of FP17s for the same patient ID Re-attending within 3 months - Adults	68	721	9.4%	14.5%	15.7%
% of FP17s for the same patient ID Re-attending between 3 & 9 months - Children	162	672	24.1%	58.8%	59.7%
% of FP17s for the same patient ID Re-attending between 3 & 9 months - Adults	240	721	33.3%	55.4%	55.5%
% of FP17s for Band 1 Urgent Courses	104	1,406	7.4%	9.0%	9.0%
% of FP17s Relating to Free Repair or Replacements	0	1,406	0.0%	0.7%	0.7%
% of FP17s Relating to Continuations	2	1,406	0.1%	0.6%	0.7%
% of Patients satisfied with the dentistry they have received	0	0	N/A	94.7%	92.4%
% of Patients satisfied with the time they had to wait for an appointment	0	0	N/A	89.2%	87.1%

\* This is based on patients treated on this contract for their most recent course of treatment. Figures in italics indicate the base number of FP17s or Patient Questionnaire responses are less than 100. N/A is shown where the base number of responses is less than 10 during the period. % is calculated as Quantity/Base number\*100



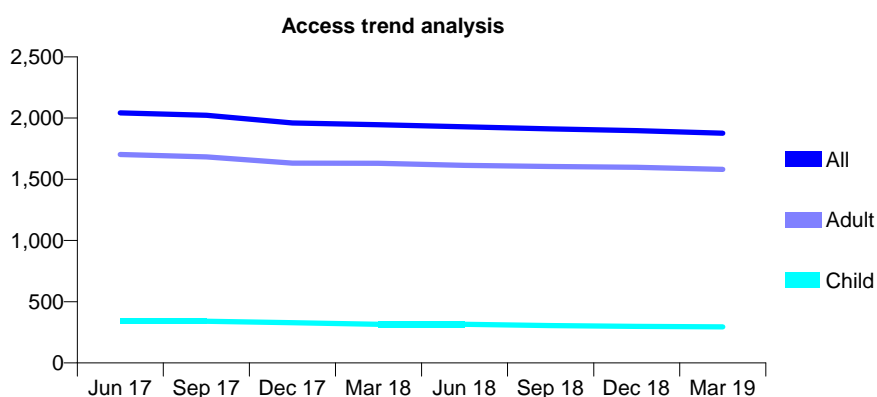
## 7A6 - Vital Signs At a Glance Contract Report for 641642/0001 - Year end March 2019

Name or company name	MR DS YOUNG
Contract type name	GDS Contract
Purpose of contract	General
Contract start date	01/04/2006
Contract end date	

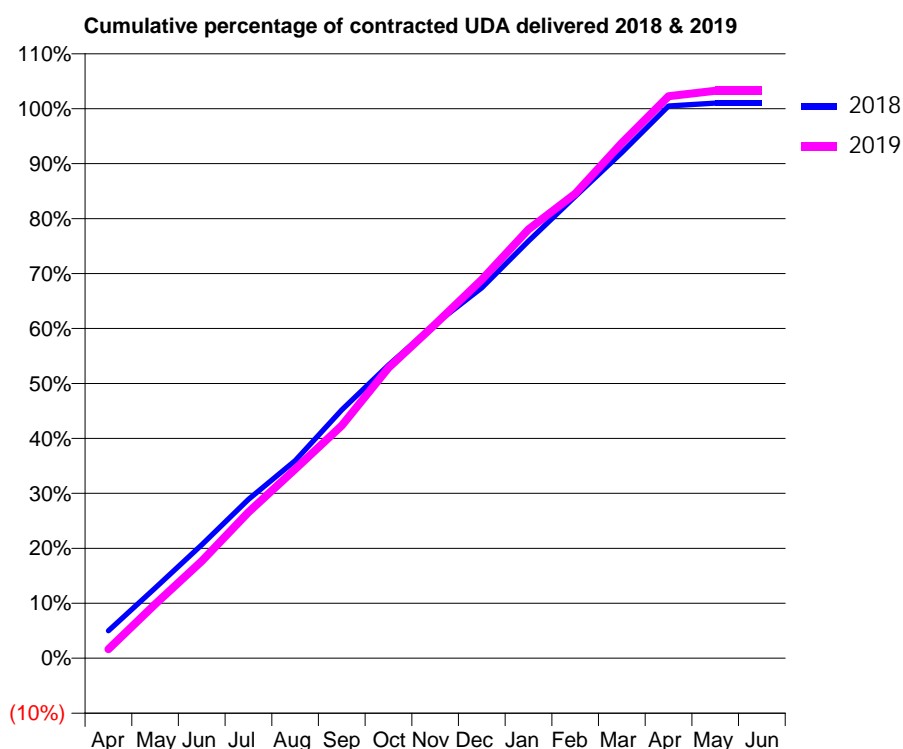
18/19 Contracted general activity (UDA)	5,885
Carry forward general activity (UDA)	-96
18/19 Contracted orthodontic activity (UOA)	0
Carry forward orthodontic activity (UOA)	0
Baseline contract value	£181,895.47

### ACCESS\*

Patients seen in 24 months	Total	Change since previous quarter
Quarter ending March 2018	1,946	
Quarter ending June 2018	1,929	→
Quarter ending September 2018	1,911	→
Quarter ending December 2018	1,897	→
Quarter ending March 2019	1,876	↓
<b>Variance since March 2018</b>	<b>(3.6%)</b>	<b>↓</b>



### ACTIVITY



Adjusted Scheduled Activity (UDA)		
Month	2018	2019
April	294	96
May	752	579
June	1,215	1,039
July	1,701	1,565
August	2,115	2,026
September	2,658	2,491
October	3,138	3,110
November	3,580	3,575
December	3,966	4,053
January	4,467	4,591
February	4,945	4,975
March	5,415	5,517
April	5,913	6,017
May	5,945	6,075
June	5,945	6,075

### QUALITY

	Quantity	Base Number	Contract	LHB	Wales
% of FP17s for the same patient ID Re-attending within 3 months - Children	13	361	3.6%	8.4%	10.8%
% of FP17s for the same patient ID Re-attending within 3 months - Adults	195	2,201	8.9%	14.5%	15.7%
% of FP17s for the same patient ID Re-attending between 3 & 9 months - Children	121	361	33.5%	58.8%	59.7%
% of FP17s for the same patient ID Re-attending between 3 & 9 months - Adults	988	2,201	44.9%	55.4%	55.5%
% of FP17s for Band 1 Urgent Courses	172	2,579	6.7%	9.0%	9.0%
% of FP17s Relating to Free Repair or Replacements	11	2,579	0.4%	0.7%	0.7%
% of FP17s Relating to Continuations	10	2,579	0.4%	0.6%	0.7%
% of Patients satisfied with the dentistry they have received	8	8	N/A	94.7%	92.4%
% of Patients satisfied with the time they had to wait for an appointment	5	8	N/A	89.2%	87.1%

\* This is based on patients treated on this contract for their most recent course of treatment. Figures in italics indicate the base number of FP17s or Patient Questionnaire responses are less than 100. N/A is shown where the base number of responses is less than 10 during the period. % is calculated as Quantity/Base number\*100

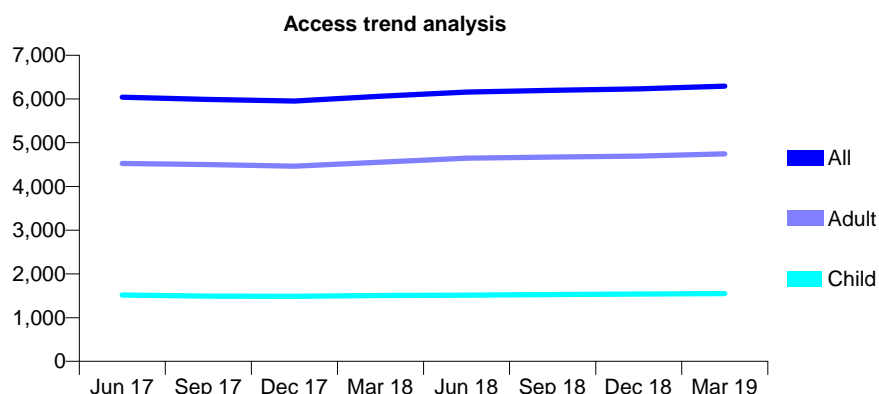
## 7A6 - Vital Signs At a Glance Contract Report for 643246/0001 - Year end March 2019

Name or company name	MR RD WILLNER
Contract type name	GDS Contract
Purpose of contract	General
Contract start date	01/04/2006
Contract end date	

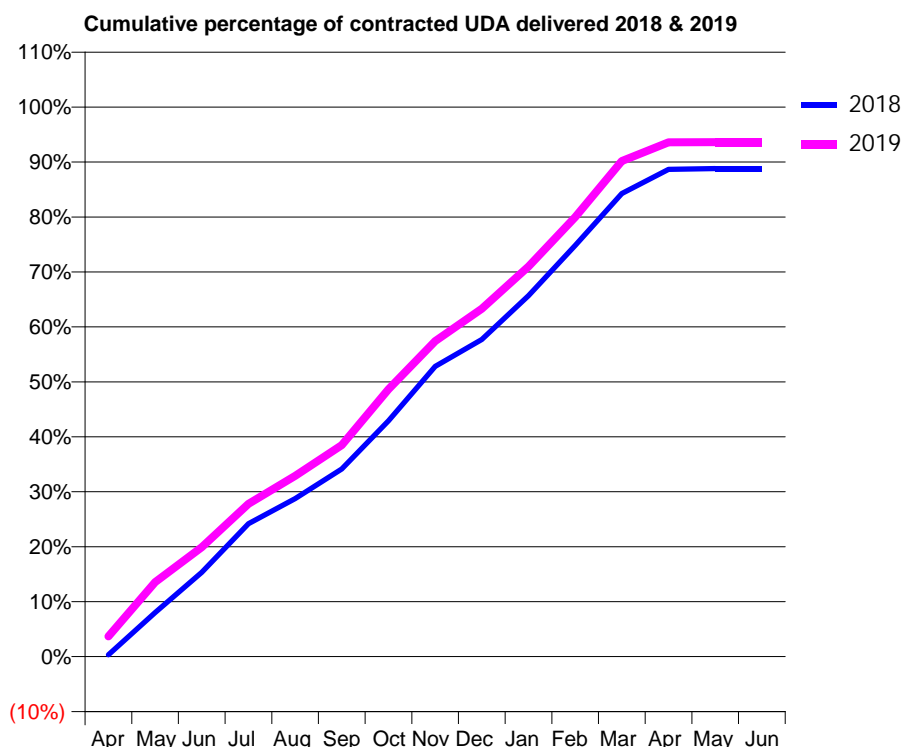
18/19 Contracted general activity (UDA)	20,810
Carry forward general activity (UDA)	0
18/19 Contracted orthodontic activity (UOA)	0
Carry forward orthodontic activity (UOA)	0
Baseline contract value	£556,063.43

### ACCESS\*

Patients seen in 24 months	Total	Change since previous quarter
Quarter ending March 2018	6,061	
Quarter ending June 2018	6,160	→
Quarter ending September 2018	6,198	→
Quarter ending December 2018	6,230	→
Quarter ending March 2019	6,294	→
<b>Variance since March 2018</b>	<b>3.8%</b>	<b>↑</b>



### ACTIVITY



Adjusted Scheduled Activity (UDA)		
Month	2018	2019
April	68	766
May	1,668	2,818
June	3,193	4,145
July	5,033	5,784
August	5,988	6,846
September	7,109	8,007
October	8,929	10,124
November	10,993	11,947
December	12,011	13,173
January	13,667	14,773
February	15,570	16,642
March	17,534	18,762
April	18,452	19,475
May	18,479	19,478
June	18,479	19,478

### QUALITY

	Quantity	Base Number	Contract	LHB	Wales
% of FP17s for the same patient ID Re-attending within 3 months - Children	138	2,116	6.5%	8.4%	10.8%
% of FP17s for the same patient ID Re-attending within 3 months - Adults	1,093	7,122	15.3%	14.5%	15.7%
% of FP17s for the same patient ID Re-attending between 3 & 9 months - Children	1,220	2,116	57.7%	58.8%	59.7%
% of FP17s for the same patient ID Re-attending between 3 & 9 months - Adults	4,074	7,122	57.2%	55.4%	55.5%
% of FP17s for Band 1 Urgent Courses	553	9,115	6.1%	9.0%	9.0%
% of FP17s Relating to Free Repair or Replacements	56	9,115	0.6%	0.7%	0.7%
% of FP17s Relating to Continuations	181	9,115	2.0%	0.6%	0.7%
% of Patients satisfied with the dentistry they have received	9	9	N/A	94.7%	92.4%
% of Patients satisfied with the time they had to wait for an appointment	8	9	N/A	89.2%	87.1%

\* This is based on patients treated on this contract for their most recent course of treatment.  
 Figures in *italics* indicate the base number of FP17s or Patient Questionnaire responses are less than 100. N/A is shown where the base number of responses is less than 10 during the period. % is calculated as Quantity/Base number\*100

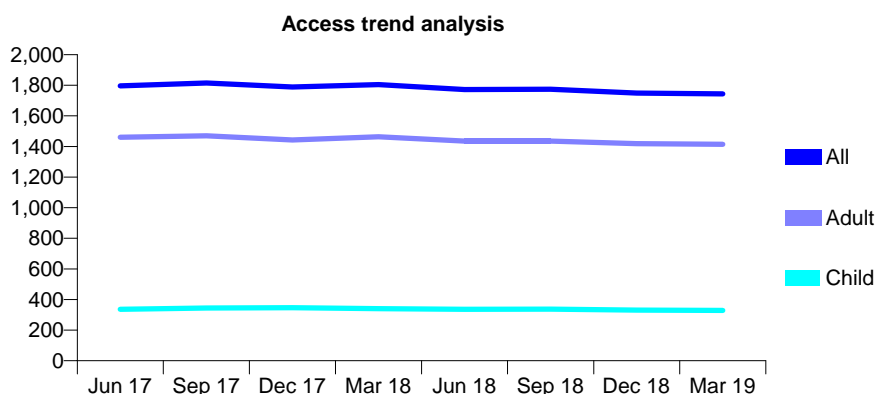
## 7A6 - Vital Signs At a Glance Contract Report for 674605/0001 - Year end March 2019

Name or company name	MRS LM PLANT
Contract type name	GDS Contract
Purpose of contract	General
Contract start date	01/04/2006
Contract end date	

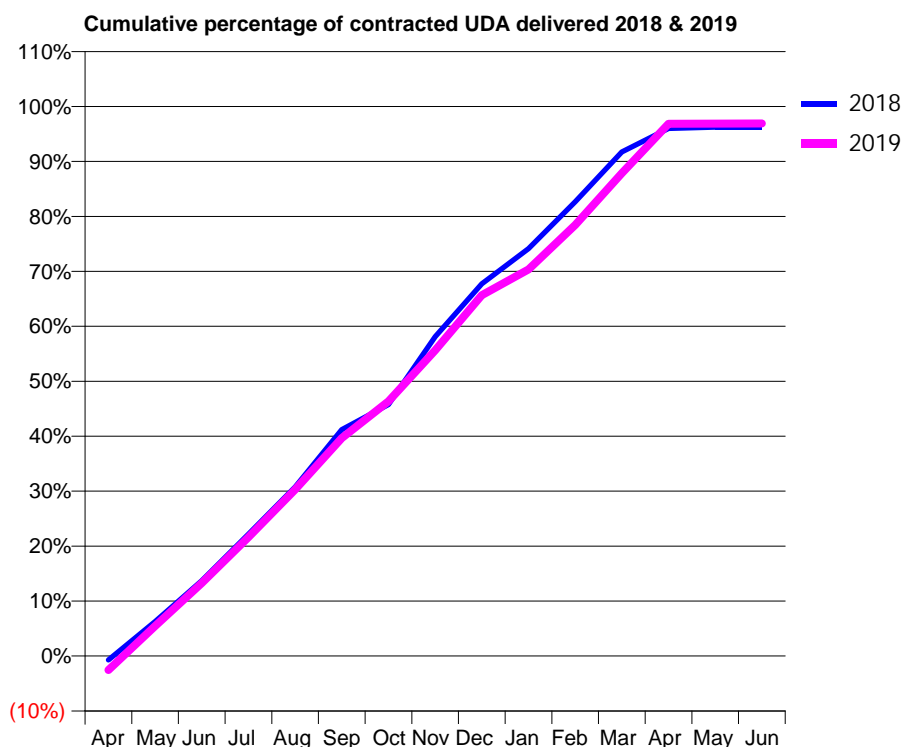
18/19 Contracted general activity (UDA)	4,829
Carry forward general activity (UDA)	124
18/19 Contracted orthodontic activity (UOA)	0
Carry forward orthodontic activity (UOA)	0
Baseline contract value	£114,092.98

### ACCESS\*

Patients seen in 24 months	Total	Change since previous quarter
Quarter ending March 2018	1,804	
Quarter ending June 2018	1,772	↓
Quarter ending September 2018	1,774	→
Quarter ending December 2018	1,749	↓
Quarter ending March 2019	1,743	→
<b>Variance since March 2018</b>	<b>(3.4%)</b>	<b>↓</b>



### ACTIVITY



Adjusted Scheduled Activity (UDA)		
Month	2018	2019
April	-36	-124
May	303	265
June	662	641
July	1,070	1,044
August	1,485	1,463
September	1,989	1,914
October	2,209	2,239
November	2,806	2,687
December	3,270	3,171
January	3,580	3,397
February	3,992	3,788
March	4,429	4,241
April	4,637	4,676
May	4,647	4,677
June	4,647	4,679

### QUALITY

	Quantity	Base Number	Contract	LHB	Wales
% of FP17s for the same patient ID Re-attending within 3 months - Children	33	480	6.9%	8.4%	10.8%
% of FP17s for the same patient ID Re-attending within 3 months - Adults	185	1,984	9.3%	14.5%	15.7%
% of FP17s for the same patient ID Re-attending between 3 & 9 months - Children	283	480	59.0%	58.8%	59.7%
% of FP17s for the same patient ID Re-attending between 3 & 9 months - Adults	1,165	1,984	58.7%	55.4%	55.5%
% of FP17s for Band 1 Urgent Courses	188	2,566	7.3%	9.0%	9.0%
% of FP17s Relating to Free Repair or Replacements	14	2,566	0.5%	0.7%	0.7%
% of FP17s Relating to Continuations	14	2,566	0.5%	0.6%	0.7%
% of Patients satisfied with the dentistry they have received	9	9	N/A	94.7%	92.4%
% of Patients satisfied with the time they had to wait for an appointment	7	9	N/A	89.2%	87.1%

\* This is based on patients treated on this contract for their most recent course of treatment.

Figures in italics indicate the base number of FP17s or Patient Questionnaire responses are less than 100. N/A is shown where the base number of responses is less than 10 during the period. % is calculated as Quantity/Base number\*100

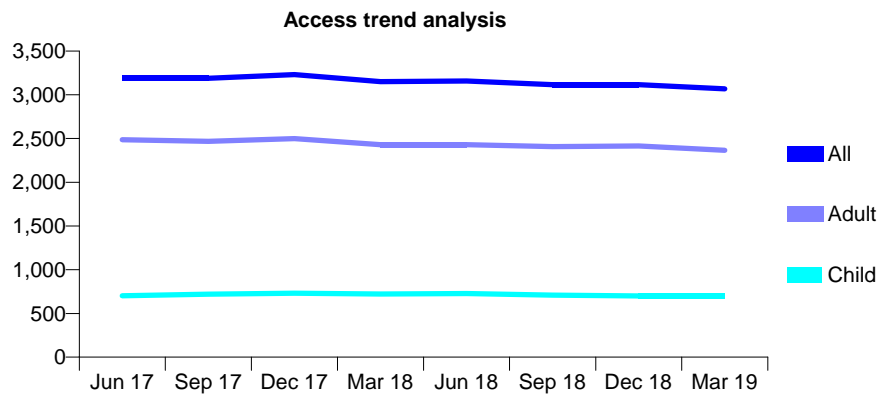
## 7A6 - Vital Signs At a Glance Contract Report for 680400/0001 - Year end March 2019

Name or company name	MR MA GLADSON
Contract type name	GDS Contract
Purpose of contract	General
Contract start date	01/04/2006
Contract end date	

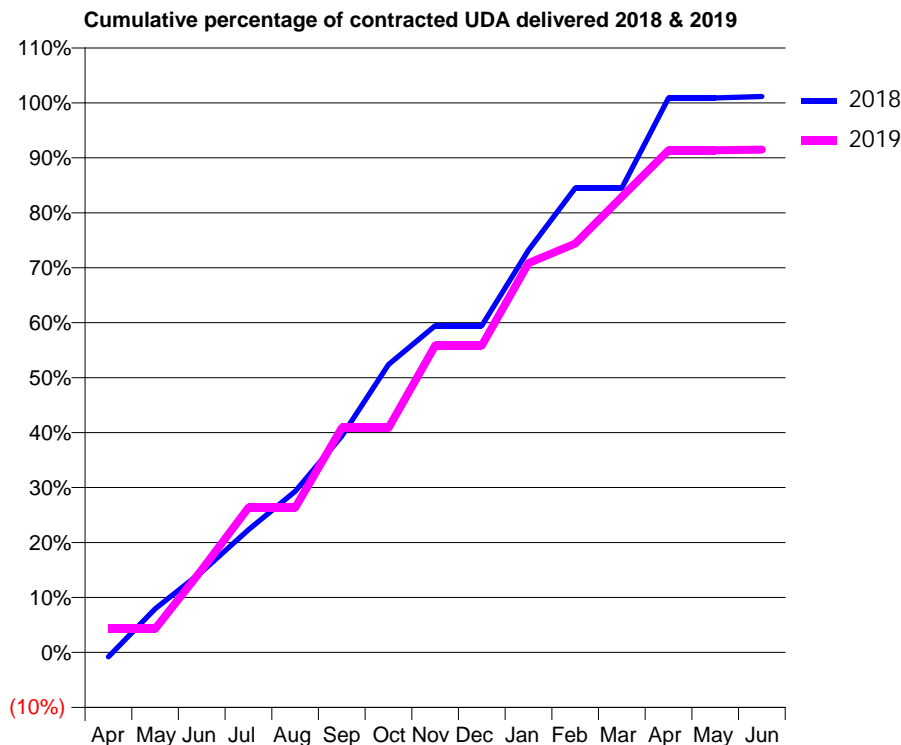
18/19 Contracted general activity (UDA)	7,920
Carry forward general activity (UDA)	-122
18/19 Contracted orthodontic activity (UOA)	0
Carry forward orthodontic activity (UOA)	0
Baseline contract value	£250,262.01

### ACCESS\*

Patients seen in 24 months	Total	Change since previous quarter
Quarter ending March 2018	3,150	
Quarter ending June 2018	3,157	→
Quarter ending September 2018	3,117	↓
Quarter ending December 2018	3,116	→
Quarter ending March 2019	3,067	↓
<b>Variance since March 2018</b>	<b>(2.6%)</b>	<b>↓</b>



### ACTIVITY



Adjusted Scheduled Activity (UDA)		
Month	2018	2019
April	-65	340
May	629	340
June	1,162	1,191
July	1,768	2,087
August	2,323	2,087
September	3,116	3,236
October	4,149	3,236
November	4,710	4,422
December	4,710	4,422
January	5,798	5,612
February	6,691	5,892
March	6,691	6,565
April	7,990	7,237
May	7,990	7,237
June	8,012	7,245

### QUALITY

	Quantity	Base Number	Contract	LHB	Wales
% of FP17s for the same patient ID Re-attending within 3 months - Children	98	872	11.2%	8.4%	10.8%
% of FP17s for the same patient ID Re-attending within 3 months - Adults	602	2,912	20.7%	14.5%	15.7%
% of FP17s for the same patient ID Re-attending between 3 & 9 months - Children	234	872	26.8%	58.8%	59.7%
% of FP17s for the same patient ID Re-attending between 3 & 9 months - Adults	786	2,912	27.0%	55.4%	55.5%
% of FP17s for Band 1 Urgent Courses	849	3,542	24.0%	9.0%	9.0%
% of FP17s Relating to Free Repair or Replacements	42	3,542	1.2%	0.7%	0.7%
% of FP17s Relating to Continuations	50	3,542	1.4%	0.6%	0.7%
% of Patients satisfied with the dentistry they have received	4	5	N/A	94.7%	92.4%
% of Patients satisfied with the time they had to wait for an appointment	4	5	N/A	89.2%	87.1%

\* This is based on patients treated on this contract for their most recent course of treatment. Figures in italics indicate the base number of FP17s or Patient Questionnaire responses are less than 100. N/A is shown where the base number of responses is less than 10 during the period. % is calculated as Quantity/Base number\*100

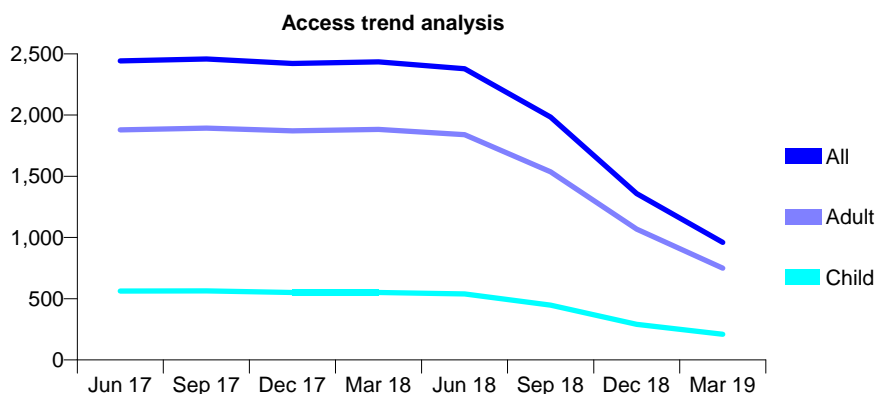
## 7A6 - Vital Signs At a Glance Contract Report for 729604/0001 - Year end March 2019

Name or company name	MR RE COLLINS
Contract type name	GDS Contract
Purpose of contract	General
Contract start date	01/04/2006
Contract end date	19/05/2018

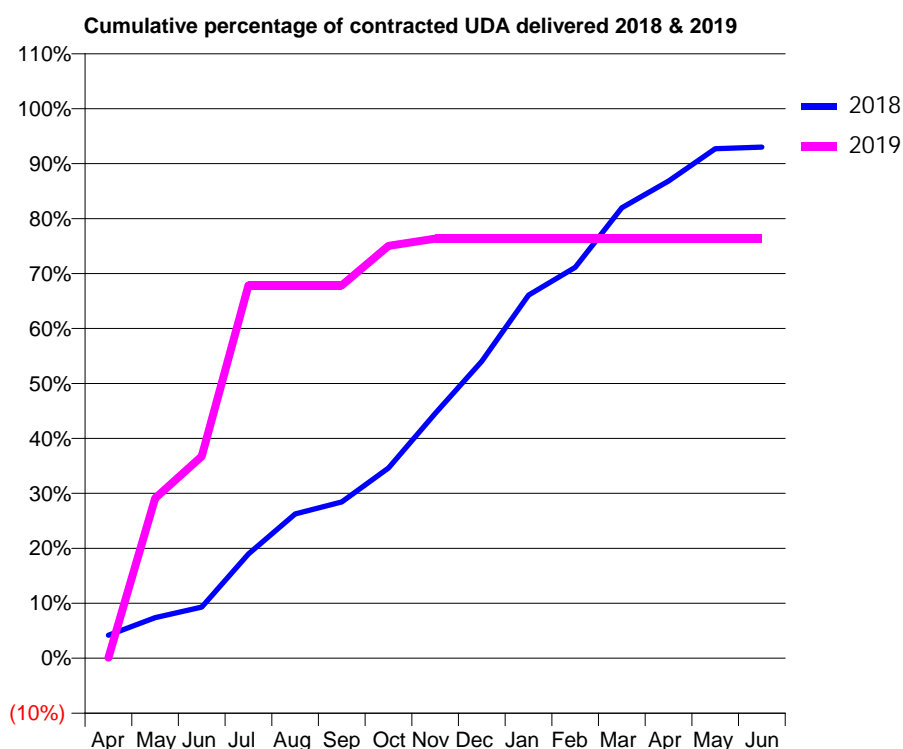
18/19 Contracted general activity (UDA)	917
Carry forward general activity (UDA)	0
18/19 Contracted orthodontic activity (UOA)	0
Carry forward orthodontic activity (UOA)	0
Baseline contract value	£23,496.87

### ACCESS\*

Patients seen in 24 months	Total	Change since previous quarter
Quarter ending March 2018	2,434	
Quarter ending June 2018	2,379	↓
Quarter ending September 2018	1,984	↓
Quarter ending December 2018	1,359	↓
Quarter ending March 2019	960	↓
<b>Variance since March 2018</b>	<b>(60.6%)</b>	<b>↓</b>



### ACTIVITY



Adjusted Scheduled Activity (UDA)		
Month	2018	2019
April	286	1
May	503	267
June	635	337
July	1,295	622
August	1,790	622
September	1,941	622
October	2,361	688
November	3,038	700
December	3,684	700
January	4,504	700
February	4,851	700
March	5,589	700
April	5,921	700
May	6,322	700
June	6,342	700

### QUALITY

	Quantity	Base Number	Contract	LHB	Wales
% of FP17s for the same patient ID Re-attending within 3 months - Children	2	85	2.4%	8.4%	10.8%
% of FP17s for the same patient ID Re-attending within 3 months - Adults	13	388	3.4%	14.5%	15.7%
% of FP17s for the same patient ID Re-attending between 3 & 9 months - Children	19	85	22.4%	58.8%	59.7%
% of FP17s for the same patient ID Re-attending between 3 & 9 months - Adults	150	388	38.7%	55.4%	55.5%
% of FP17s for Band 1 Urgent Courses	0	234	0.0%	9.0%	9.0%
% of FP17s Relating to Free Repair or Replacements	0	234	0.0%	0.7%	0.7%
% of FP17s Relating to Continuations	0	234	0.0%	0.6%	0.7%
% of Patients satisfied with the dentistry they have received	2	2	N/A	94.7%	92.4%
% of Patients satisfied with the time they had to wait for an appointment	1	2	N/A	89.2%	87.1%

\* This is based on patients treated on this contract for their most recent course of treatment. Figures in italics indicate the base number of FP17s or Patient Questionnaire responses are less than 100. N/A is shown where the base number of responses is less than 10 during the period. % is calculated as Quantity/Base number\*100

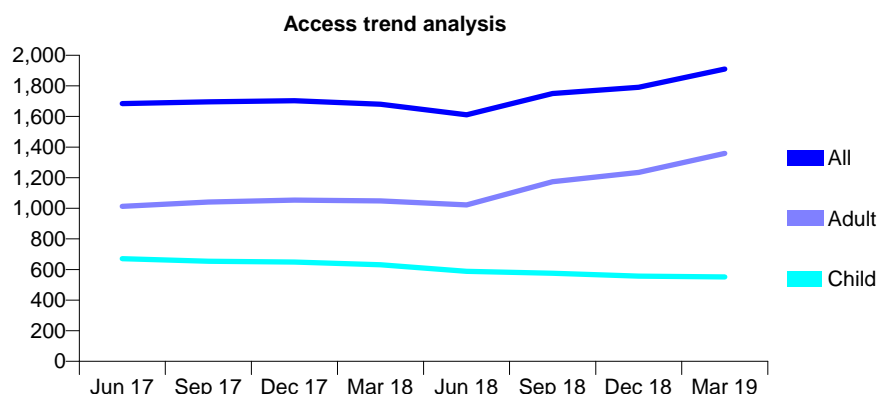
## 7A6 - Vital Signs At a Glance Contract Report for 738239/0001 - Year end March 2019

Name or company name	Bargoed Smile Ltd
Contract type name	GDS Contract
Purpose of contract	General
Contract start date	01/04/2006
Contract end date	

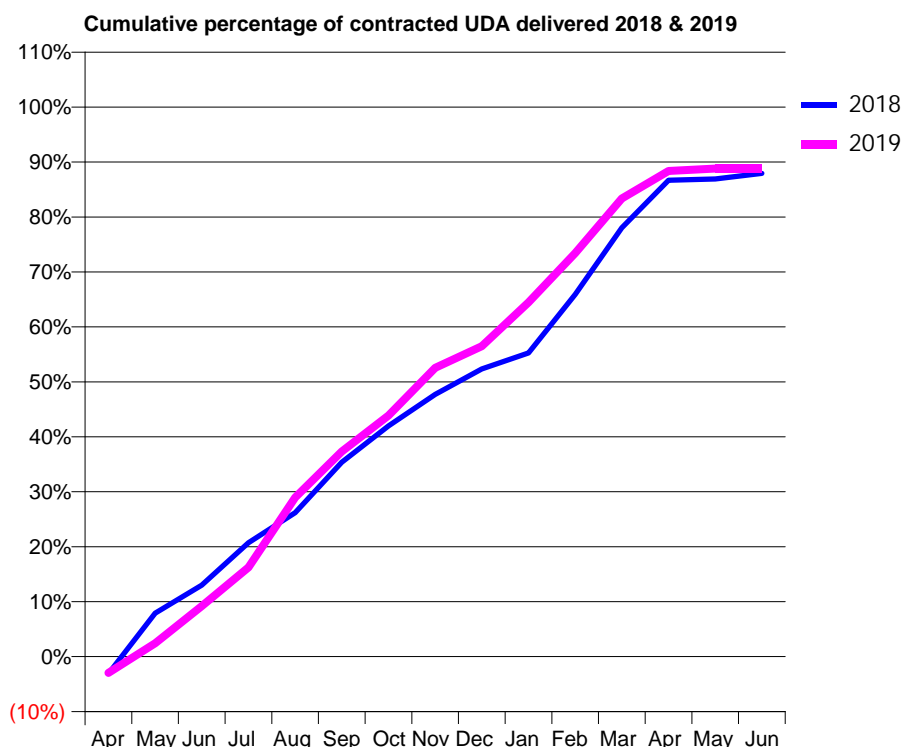
18/19 Contracted general activity (UDA)	6,374
Carry forward general activity (UDA)	382
18/19 Contracted orthodontic activity (UOA)	0
Carry forward orthodontic activity (UOA)	0
Baseline contract value	£192,883.71

### ACCESS\*

Patients seen in 24 months	Total	Change since previous quarter
Quarter ending March 2018	1,680	
Quarter ending June 2018	1,611	↓
Quarter ending September 2018	1,750	↑
Quarter ending December 2018	1,790	↑
Quarter ending March 2019	1,910	↑
<b>Variance since March 2018</b>	<b>13.7%</b>	<b>↑</b>



### ACTIVITY



Adjusted Scheduled Activity (UDA)		
Month	2018	2019
April	-199	-190
May	504	156
June	829	586
July	1,322	1,036
August	1,669	1,846
September	2,254	2,377
October	2,675	2,796
November	3,041	3,349
December	3,337	3,600
January	3,523	4,109
February	4,202	4,681
March	4,973	5,315
April	5,525	5,632
May	5,539	5,660
June	5,604	5,660

### QUALITY

	Quantity	Base Number	Contract	LHB	Wales
% of FP17s for the same patient ID Re-attending within 3 months - Children	96	810	11.9%	8.4%	10.8%
% of FP17s for the same patient ID Re-attending within 3 months - Adults	199	1,678	11.9%	14.5%	15.7%
% of FP17s for the same patient ID Re-attending between 3 & 9 months - Children	434	810	53.6%	58.8%	59.7%
% of FP17s for the same patient ID Re-attending between 3 & 9 months - Adults	641	1,678	38.2%	55.4%	55.5%
% of FP17s for Band 1 Urgent Courses	198	2,409	8.2%	9.0%	9.0%
% of FP17s Relating to Free Repair or Replacements	7	2,409	0.3%	0.7%	0.7%
% of FP17s Relating to Continuations	4	2,409	0.2%	0.6%	0.7%
% of Patients satisfied with the dentistry they have received	4	6	N/A	94.7%	92.4%
% of Patients satisfied with the time they had to wait for an appointment	4	6	N/A	89.2%	87.1%

\* This is based on patients treated on this contract for their most recent course of treatment.  
 Figures in *italics* indicate the base number of FP17s or Patient Questionnaire responses are less than 100. N/A is shown where the base number of responses is less than 10 during the period. % is calculated as Quantity/Base number\*100

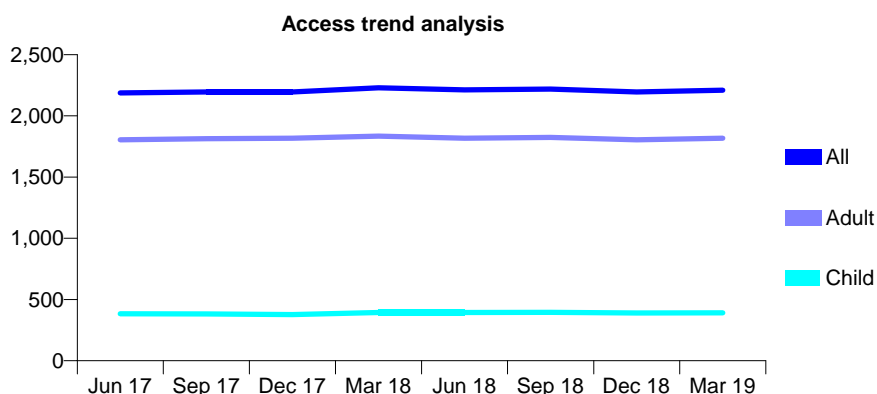
## 7A6 - Vital Signs At a Glance Contract Report for 742481/0001 - Year end March 2019

Name or company name	MISS J WOODWARD
Contract type name	GDS Contract
Purpose of contract	General
Contract start date	01/04/2006
Contract end date	

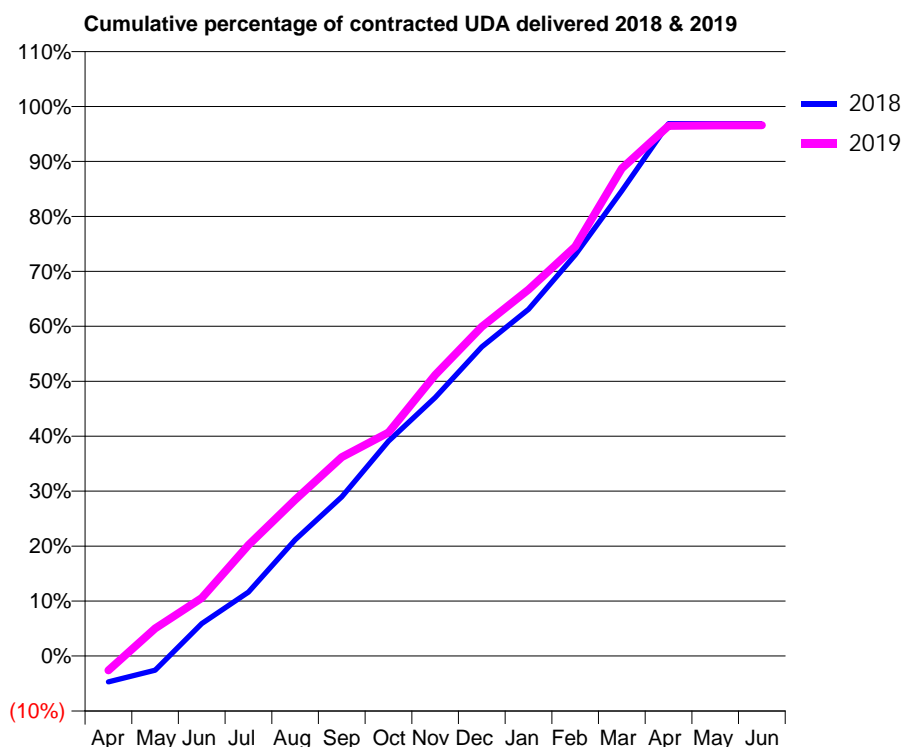
18/19 Contracted general activity (UDA)	6,911
Carry forward general activity (UDA)	213
18/19 Contracted orthodontic activity (UOA)	0
Carry forward orthodontic activity (UOA)	0
Baseline contract value	£149,950.56

### ACCESS\*

Patients seen in 24 months	Total	Change since previous quarter
Quarter ending March 2018	2,229	
Quarter ending June 2018	2,212	→
Quarter ending September 2018	2,219	→
Quarter ending December 2018	2,196	↓
Quarter ending March 2019	2,210	→
<b>Variance since March 2018</b>	<b>(0.9%)</b>	<b>→</b>



### ACTIVITY



Adjusted Scheduled Activity (UDA)		
Month	2018	2019
April	-326	-182
May	-180	348
June	408	731
July	805	1,396
August	1,462	1,964
September	2,002	2,502
October	2,703	2,810
November	3,251	3,536
December	3,886	4,141
January	4,360	4,607
February	5,044	5,150
March	5,850	6,132
April	6,695	6,667
May	6,695	6,672
June	6,695	6,675

### QUALITY

	Quantity	Base Number	Contract	LHB	Wales
% of FP17s for the same patient ID Re-attending within 3 months - Children	91	703	12.9%	8.4%	10.8%
% of FP17s for the same patient ID Re-attending within 3 months - Adults	402	2,460	16.3%	14.5%	15.7%
% of FP17s for the same patient ID Re-attending between 3 & 9 months - Children	426	703	60.6%	58.8%	59.7%
% of FP17s for the same patient ID Re-attending between 3 & 9 months - Adults	852	2,460	34.6%	55.4%	55.5%
% of FP17s for Band 1 Urgent Courses	252	3,026	8.3%	9.0%	9.0%
% of FP17s Relating to Free Repair or Replacements	19	3,026	0.6%	0.7%	0.7%
% of FP17s Relating to Continuations	61	3,026	2.0%	0.6%	0.7%
% of Patients satisfied with the dentistry they have received	5	5	N/A	94.7%	92.4%
% of Patients satisfied with the time they had to wait for an appointment	5	5	N/A	89.2%	87.1%

\* This is based on patients treated on this contract for their most recent course of treatment.

Figures in italics indicate the base number of FP17s or Patient Questionnaire responses are less than 100. N/A is shown where the base number of responses is less than 10 during the period. % is calculated as Quantity/Base number\*100



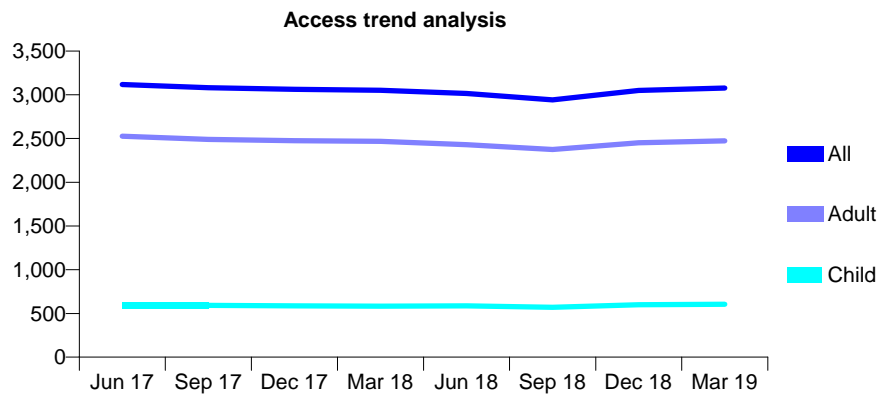
## 7A6 - Vital Signs At a Glance Contract Report for 767077/0001 - Year end March 2019

Name or company name	MISS N MAHMOOD
Contract type name	GDS Contract
Purpose of contract	General
Contract start date	01/04/2006
Contract end date	

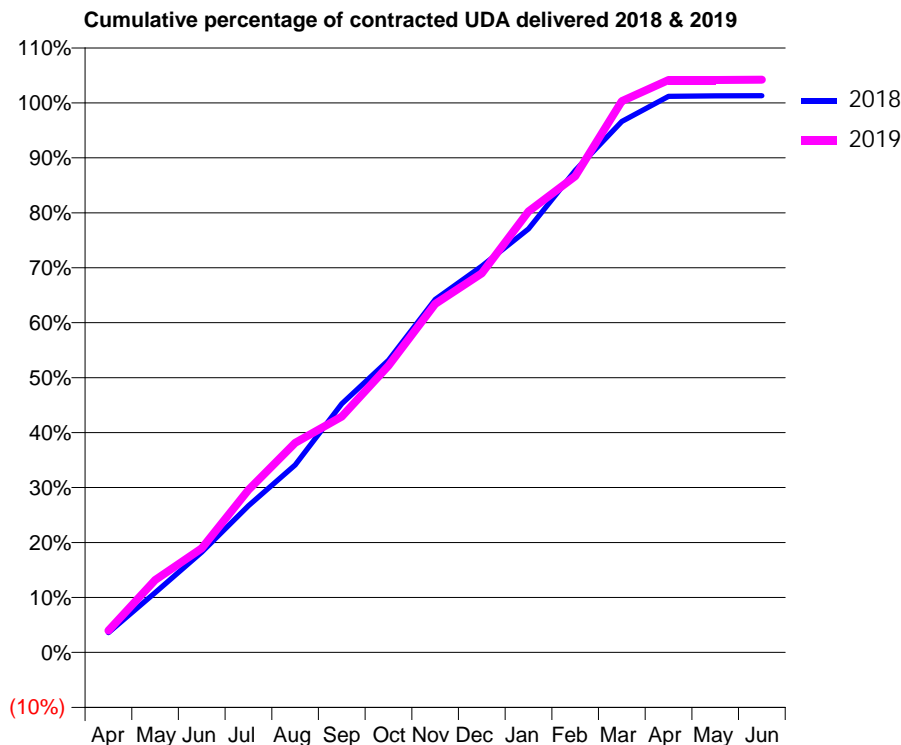
18/19 Contracted general activity (UDA)	10,435
Carry forward general activity (UDA)	-135
18/19 Contracted orthodontic activity (UOA)	0
Carry forward orthodontic activity (UOA)	0
Baseline contract value	£254,446.66

### ACCESS\*

Patients seen in 24 months	Total	Change since previous quarter
Quarter ending March 2018	3,053	
Quarter ending June 2018	3,016	↓
Quarter ending September 2018	2,942	↓
Quarter ending December 2018	3,050	↑
Quarter ending March 2019	3,077	→
<b>Variance since March 2018</b>	<b>0.8%</b>	<b>→</b>



### ACTIVITY



Adjusted Scheduled Activity (UDA)		
Month	2018	2019
April	375	414
May	1,137	1,376
June	1,902	1,978
July	2,784	3,087
August	3,558	3,980
September	4,721	4,479
October	5,548	5,446
November	6,701	6,619
December	7,335	7,197
January	8,041	8,372
February	9,154	9,041
March	10,083	10,466
April	10,558	10,869
May	10,568	10,871
June	10,570	10,876

### QUALITY

	Quantity	Base Number	Contract	LHB	Wales
% of FP17s for the same patient ID Re-attending within 3 months - Children	45	1,001	4.5%	8.4%	10.8%
% of FP17s for the same patient ID Re-attending within 3 months - Adults	487	4,304	11.3%	14.5%	15.7%
% of FP17s for the same patient ID Re-attending between 3 & 9 months - Children	668	1,001	66.7%	58.8%	59.7%
% of FP17s for the same patient ID Re-attending between 3 & 9 months - Adults	2,938	4,304	68.3%	55.4%	55.5%
% of FP17s for Band 1 Urgent Courses	345	5,316	6.5%	9.0%	9.0%
% of FP17s Relating to Free Repair or Replacements	13	5,316	0.2%	0.7%	0.7%
% of FP17s Relating to Continuations	33	5,316	0.6%	0.6%	0.7%
% of Patients satisfied with the dentistry they have received	14	14	100.0%	94.7%	92.4%
% of Patients satisfied with the time they had to wait for an appointment	13	14	92.9%	89.2%	87.1%

\* This is based on patients treated on this contract for their most recent course of treatment. Figures in italics indicate the base number of FP17s or Patient Questionnaire responses are less than 100. N/A is shown where the base number of responses is less than 10 during the period. % is calculated as Quantity/Base number\*100

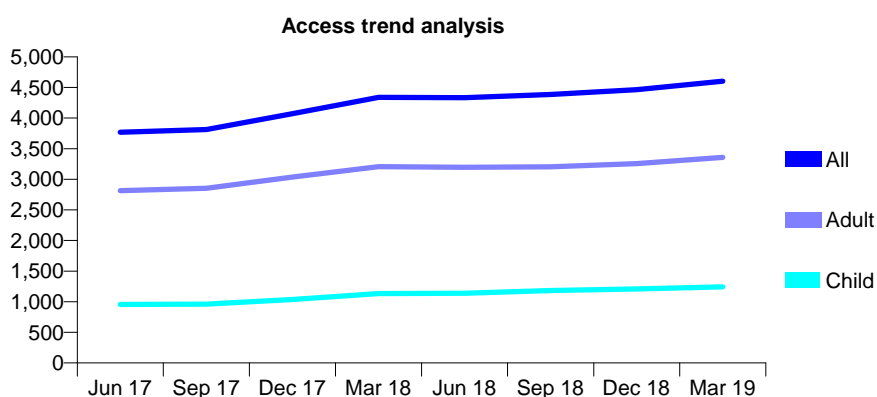
## 7A6 - Vital Signs At a Glance Contract Report for 782572/0001 - Year end March 2019

Name or company name	MR JD COOK
Contract type name	Pilot Contract
Purpose of contract	General
Contract start date	01/08/2010
Contract end date	

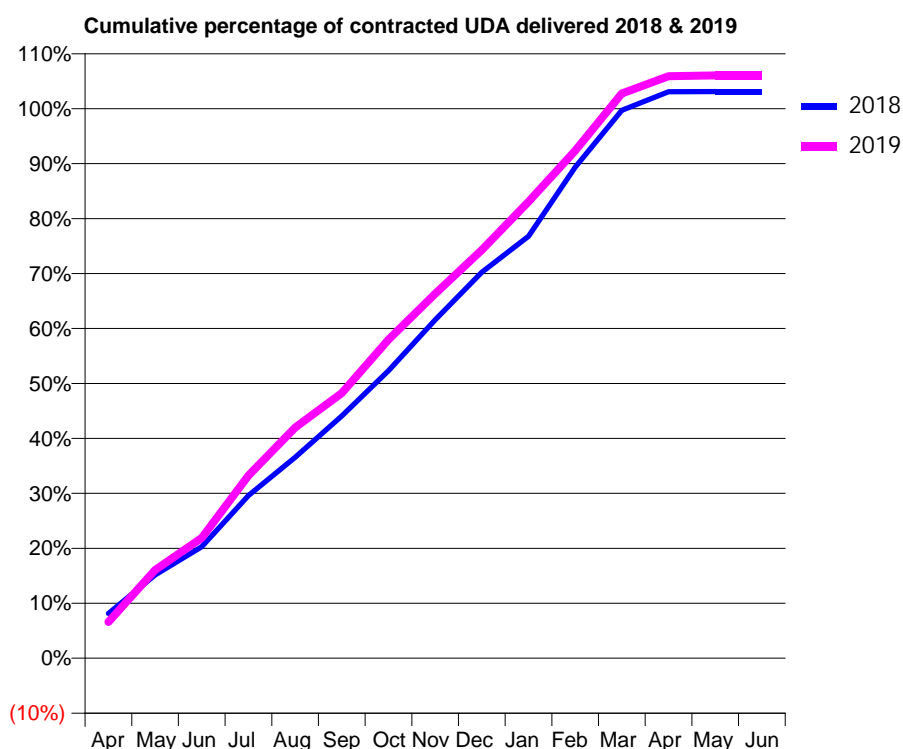
18/19 Contracted general activity (UDA)	13,053
Carry forward general activity (UDA)	-434
18/19 Contracted orthodontic activity (UOA)	0
Carry forward orthodontic activity (UOA)	0
Baseline contract value	£317,096.78

### ACCESS\*

Patients seen in 24 months	Total	Change since previous quarter
Quarter ending March 2018	4,339	
Quarter ending June 2018	4,335	→
Quarter ending September 2018	4,385	→
Quarter ending December 2018	4,466	→
Quarter ending March 2019	4,602	↑
<b>Variance since March 2018</b>	<b>6.1%</b>	<b>↑</b>



### ACTIVITY



Adjusted Scheduled Activity (UDA)		
Month	2018	2019
April	1,128	860
May	2,101	2,094
June	2,811	2,858
July	4,107	4,339
August	5,070	5,479
September	6,114	6,296
October	7,257	7,567
November	8,541	8,659
December	9,742	9,694
January	10,648	10,845
February	12,393	12,056
March	13,828	13,412
April	14,294	13,824
May	14,299	13,840
June	14,299	13,840

### QUALITY

	Quantity	Base Number	Contract	LHB	Wales
% of FP17s for the same patient ID Re-attending within 3 months - Children	162	2,143	7.6%	8.4%	10.8%
% of FP17s for the same patient ID Re-attending within 3 months - Adults	678	5,430	12.5%	14.5%	15.7%
% of FP17s for the same patient ID Re-attending between 3 & 9 months - Children	1,425	2,143	66.5%	58.8%	59.7%
% of FP17s for the same patient ID Re-attending between 3 & 9 months - Adults	3,339	5,430	61.5%	55.4%	55.5%
% of FP17s for Band 1 Urgent Courses	796	7,556	10.5%	9.0%	9.0%
% of FP17s Relating to Free Repair or Replacements	55	7,556	0.7%	0.7%	0.7%
% of FP17s Relating to Continuations	35	7,556	0.5%	0.6%	0.7%
% of Patients satisfied with the dentistry they have received	7	7	N/A	94.7%	92.4%
% of Patients satisfied with the time they had to wait for an appointment	7	7	N/A	89.2%	87.1%

\* This is based on patients treated on this contract for their most recent course of treatment. Figures in italics indicate the base number of FP17s or Patient Questionnaire responses are less than 100. N/A is shown where the base number of responses is less than 10 during the period. % is calculated as Quantity/Base number\*100

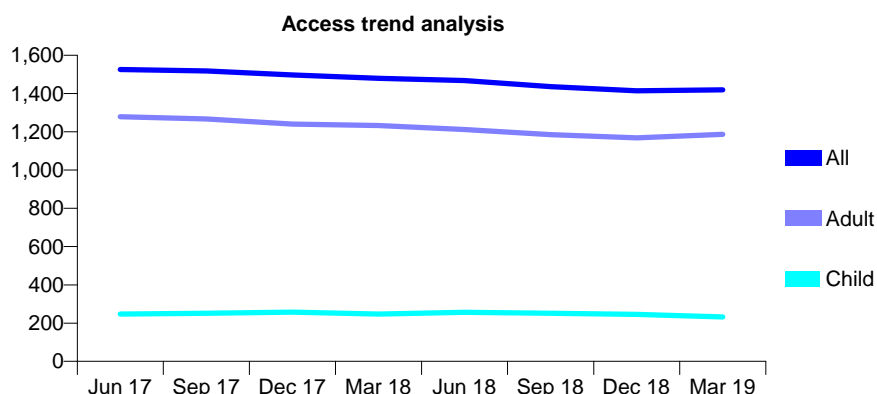
## 7A6 - Vital Signs At a Glance Contract Report for 801933/0002 - Year end March 2019

Name or company name	MR LH RICH
Contract type name	GDS Contract
Purpose of contract	General
Contract start date	06/05/2013
Contract end date	

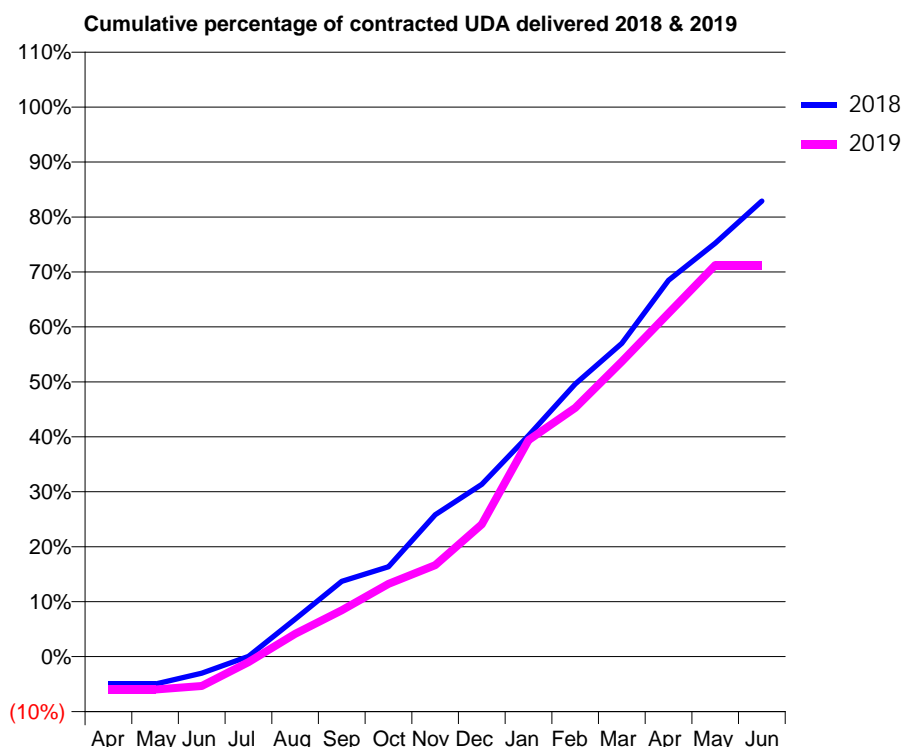
18/19 Contracted general activity (UDA)	4,550
Carry forward general activity (UDA)	273
18/19 Contracted orthodontic activity (UOA)	0
Carry forward orthodontic activity (UOA)	0
Baseline contract value	£102,729.07

### ACCESS\*

Patients seen in 24 months	Total	Change since previous quarter
Quarter ending March 2018	1,480	
Quarter ending June 2018	1,468	→
Quarter ending September 2018	1,436	↓
Quarter ending December 2018	1,414	↓
Quarter ending March 2019	1,419	→
<b>Variance since March 2018</b>	<b>(4.1%)</b>	<b>↓</b>



### ACTIVITY



Adjusted Scheduled Activity (UDA)		
Month	2018	2019
April	-228	-273
May	-228	-273
June	-137	-243
July	2	-47
August	311	189
September	623	383
October	744	602
November	1,174	758
December	1,426	1,095
January	1,831	1,792
February	2,257	2,059
March	2,594	2,442
April	3,117	2,842
May	3,423	3,242
June	3,772	3,242

### QUALITY

	Quantity	Base Number	Contract	LHB	Wales
% of FP17s for the same patient ID Re-attending within 3 months - Children	11	264	4.2%	8.4%	10.8%
% of FP17s for the same patient ID Re-attending within 3 months - Adults	110	1,336	8.2%	14.5%	15.7%
% of FP17s for the same patient ID Re-attending between 3 & 9 months - Children	66	264	25.0%	58.8%	59.7%
% of FP17s for the same patient ID Re-attending between 3 & 9 months - Adults	437	1,336	32.7%	55.4%	55.5%
% of FP17s for Band 1 Urgent Courses	5	1,466	0.3%	9.0%	9.0%
% of FP17s Relating to Free Repair or Replacements	11	1,466	0.8%	0.7%	0.7%
% of FP17s Relating to Continuations	0	1,466	0.0%	0.6%	0.7%
% of Patients satisfied with the dentistry they have received	7	7	N/A	94.7%	92.4%
% of Patients satisfied with the time they had to wait for an appointment	5	7	N/A	89.2%	87.1%

\* This is based on patients treated on this contract for their most recent course of treatment.  
 Figures in *italics* indicate the base number of FP17s or Patient Questionnaire responses are less than 100. N/A is shown where the base number of responses is less than 10 during the period. % is calculated as Quantity/Base number\*100

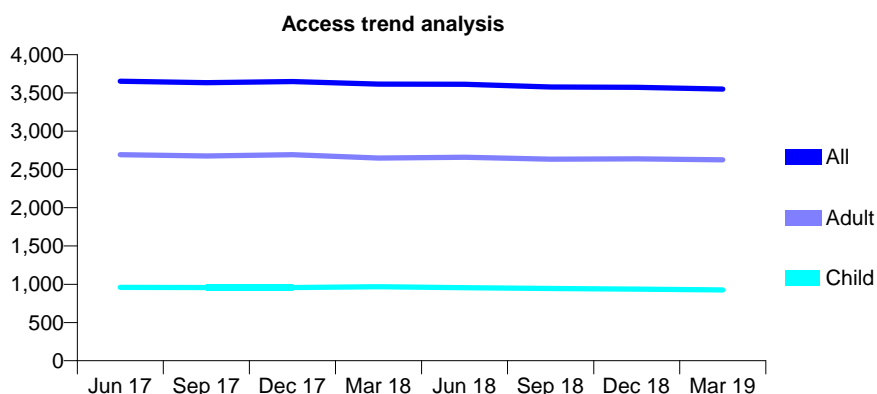
## 7A6 - Vital Signs At a Glance Contract Report for 919896/0001 - Year end March 2019

Name or company name	MR DW EDWARDS
Contract type name	Pilot Contract
Purpose of contract	General
Contract start date	01/04/2006
Contract end date	

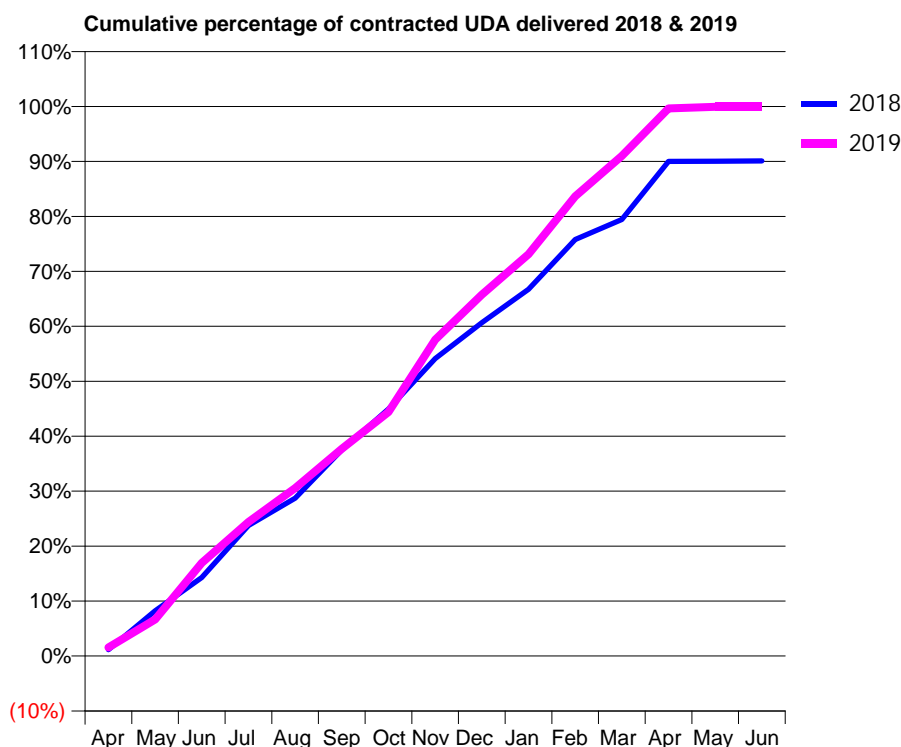
18/19 Contracted general activity (UDA)	10,206
Carry forward general activity (UDA)	0
18/19 Contracted orthodontic activity (UOA)	0
Carry forward orthodontic activity (UOA)	0
Baseline contract value	£275,980.31

### ACCESS\*

Patients seen in 24 months	Total	Change since previous quarter
Quarter ending March 2018	3,615	
Quarter ending June 2018	3,613	→
Quarter ending September 2018	3,577	→
Quarter ending December 2018	3,574	→
Quarter ending March 2019	3,551	→
<b>Variance since March 2018</b>	<b>(1.8%)</b>	<b>↓</b>



### ACTIVITY



Adjusted Scheduled Activity (UDA)		
Month	2018	2019
April	132	159
May	934	680
June	1,620	1,728
July	2,691	2,491
August	3,257	3,118
September	4,252	3,849
October	5,097	4,531
November	6,137	5,874
December	6,879	6,711
January	7,565	7,460
February	8,594	8,538
March	9,007	9,286
April	10,205	10,168
May	10,207	10,199
June	10,214	10,199

### QUALITY

	Quantity	Base Number	Contract	LHB	Wales
% of FP17s for the same patient ID Re-attending within 3 months - Children	81	1,616	5.0%	8.4%	10.8%
% of FP17s for the same patient ID Re-attending within 3 months - Adults	490	3,989	12.3%	14.5%	15.7%
% of FP17s for the same patient ID Re-attending between 3 & 9 months - Children	1,075	1,616	66.5%	58.8%	59.7%
% of FP17s for the same patient ID Re-attending between 3 & 9 months - Adults	2,080	3,989	52.1%	55.4%	55.5%
% of FP17s for Band 1 Urgent Courses	343	5,443	6.3%	9.0%	9.0%
% of FP17s Relating to Free Repair or Replacements	38	5,443	0.7%	0.7%	0.7%
% of FP17s Relating to Continuations	55	5,443	1.0%	0.6%	0.7%
% of Patients satisfied with the dentistry they have received	8	8	N/A	94.7%	92.4%
% of Patients satisfied with the time they had to wait for an appointment	7	8	N/A	89.2%	87.1%

\* This is based on patients treated on this contract for their most recent course of treatment.

Figures in italics indicate the base number of FP17s or Patient Questionnaire responses are less than 100. N/A is shown where the base number of responses is less than 10 during the period. % is calculated as Quantity/Base number\*100

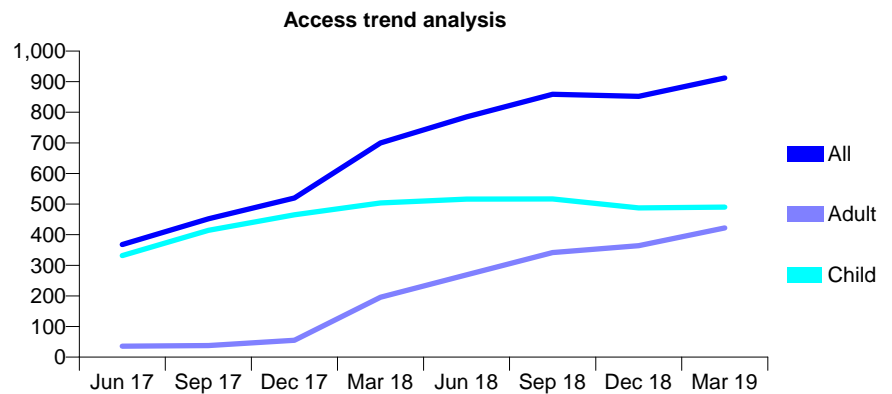
## 7A6 - Vital Signs At a Glance Contract Report for 929018/0001 - Year end March 2019

Name or company name	Skyrunner Limited
Contract type name	GDS Contract
Purpose of contract	General
Contract start date	01/04/2006
Contract end date	

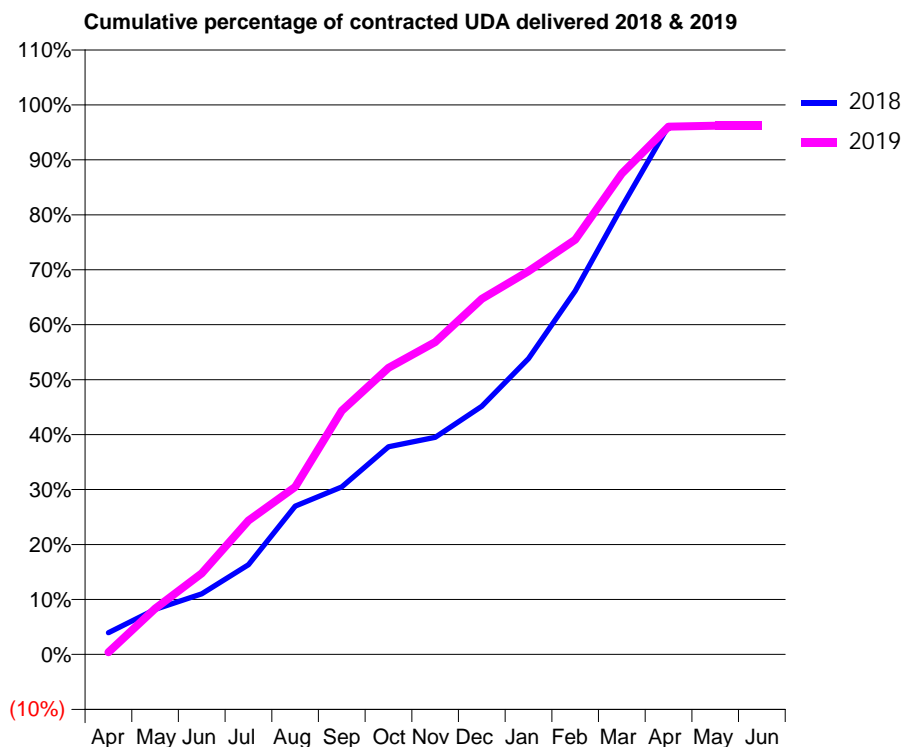
18/19 Contracted general activity (UDA)	2,769
Carry forward general activity (UDA)	53
18/19 Contracted orthodontic activity (UOA)	0
Carry forward orthodontic activity (UOA)	0
Baseline contract value	£76,176.50

### ACCESS\*

Patients seen in 24 months	Total	Change since previous quarter
Quarter ending March 2018	700	
Quarter ending June 2018	785	↑
Quarter ending September 2018	859	↑
Quarter ending December 2018	852	→
Quarter ending March 2019	912	↑
<b>Variance since March 2018</b>	<b>30.3%</b>	<b>↑</b>



### ACTIVITY



Adjusted Scheduled Activity (UDA)		
Month	2018	2019
April	62	11
May	129	231
June	173	408
July	256	675
August	423	845
September	478	1,228
October	593	1,443
November	620	1,574
December	708	1,792
January	845	1,931
February	1,038	2,090
March	1,278	2,423
April	1,509	2,659
May	1,509	2,664
June	1,509	2,664

### QUALITY

	Quantity	Base Number	Contract	LHB	Wales
% of FP17s for the same patient ID Re-attending within 3 months - Children	48	764	6.3%	8.4%	10.8%
% of FP17s for the same patient ID Re-attending within 3 months - Adults	80	554	14.4%	14.5%	15.7%
% of FP17s for the same patient ID Re-attending between 3 & 9 months - Children	527	764	69.0%	58.8%	59.7%
% of FP17s for the same patient ID Re-attending between 3 & 9 months - Adults	169	554	30.5%	55.4%	55.5%
% of FP17s for Band 1 Urgent Courses	40	1,326	3.0%	9.0%	9.0%
% of FP17s Relating to Free Repair or Replacements	0	1,326	0.0%	0.7%	0.7%
% of FP17s Relating to Continuations	1	1,326	0.1%	0.6%	0.7%
% of Patients satisfied with the dentistry they have received	1	1	N/A	94.7%	92.4%
% of Patients satisfied with the time they had to wait for an appointment	1	1	N/A	89.2%	87.1%

\* This is based on patients treated on this contract for their most recent course of treatment. Figures in italics indicate the base number of FP17s or Patient Questionnaire responses are less than 100. N/A is shown where the base number of responses is less than 10 during the period. % is calculated as Quantity/Base number\*100

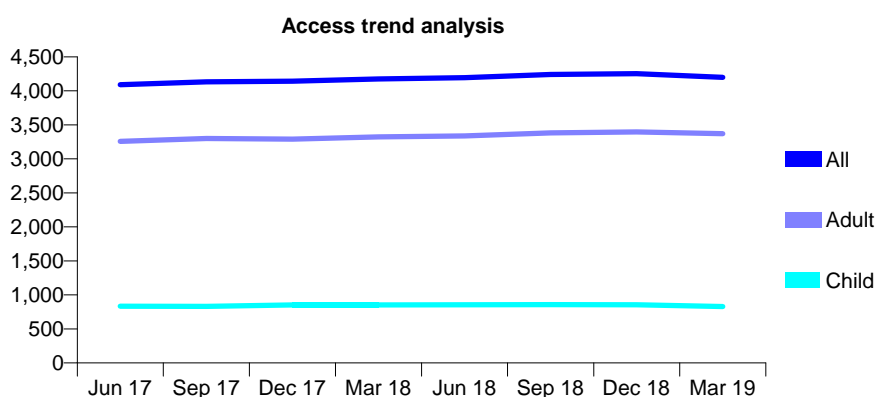
## 7A6 - Vital Signs At a Glance Contract Report for 952346/0001 - Year end March 2019

Name or company name	MISS MH STANTON
Contract type name	GDS Contract
Purpose of contract	General
Contract start date	01/04/2006
Contract end date	

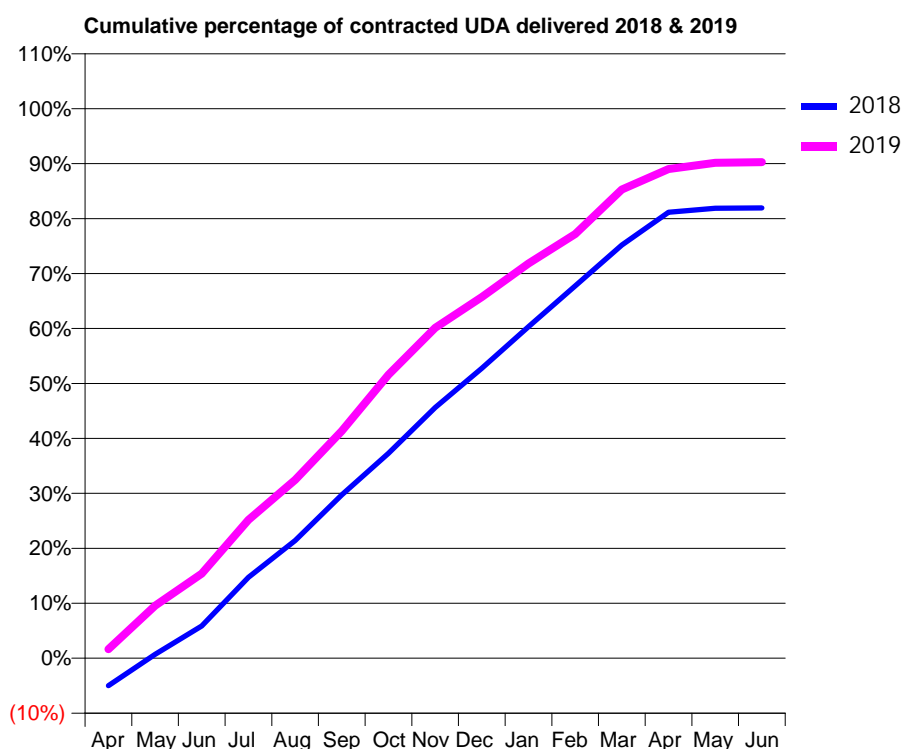
18/19 Contracted general activity (UDA)	14,876
Carry forward general activity (UDA)	0
18/19 Contracted orthodontic activity (UOA)	0
Carry forward orthodontic activity (UOA)	0
Baseline contract value	£455,714.17

### ACCESS\*

Patients seen in 24 months	Total	Change since previous quarter
Quarter ending March 2018	4,175	
Quarter ending June 2018	4,195	→
Quarter ending September 2018	4,240	→
Quarter ending December 2018	4,253	→
Quarter ending March 2019	4,199	↓
<b>Variance since March 2018</b>	<b>0.6%</b>	<b>→</b>



### ACTIVITY



Adjusted Scheduled Activity (UDA)		
Month	2018	2019
April	-744	247
May	108	1,424
June	876	2,291
July	2,190	3,744
August	3,187	4,828
September	4,419	6,150
October	5,548	7,676
November	6,785	8,944
December	7,851	9,774
January	8,973	10,684
February	10,078	11,480
March	11,183	12,689
April	12,073	13,244
May	12,180	13,408
June	12,189	13,429

### QUALITY

	Quantity	Base Number	Contract	LHB	Wales
% of FP17s for the same patient ID Re-attending within 3 months - Children	82	1,235	6.6%	8.4%	10.8%
% of FP17s for the same patient ID Re-attending within 3 months - Adults	895	5,677	15.8%	14.5%	15.7%
% of FP17s for the same patient ID Re-attending between 3 & 9 months - Children	809	1,235	65.5%	58.8%	59.7%
% of FP17s for the same patient ID Re-attending between 3 & 9 months - Adults	3,513	5,677	61.9%	55.4%	55.5%
% of FP17s for Band 1 Urgent Courses	604	6,717	9.0%	9.0%	9.0%
% of FP17s Relating to Free Repair or Replacements	63	6,717	0.9%	0.7%	0.7%
% of FP17s Relating to Continuations	58	6,717	0.9%	0.6%	0.7%
% of Patients satisfied with the dentistry they have received	43	43	100.0%	94.7%	92.4%
% of Patients satisfied with the time they had to wait for an appointment	42	43	97.7%	89.2%	87.1%

\* This is based on patients treated on this contract for their most recent course of treatment. Figures in italics indicate the base number of FP17s or Patient Questionnaire responses are less than 100. N/A is shown where the base number of responses is less than 10 during the period. % is calculated as Quantity/Base number\*100

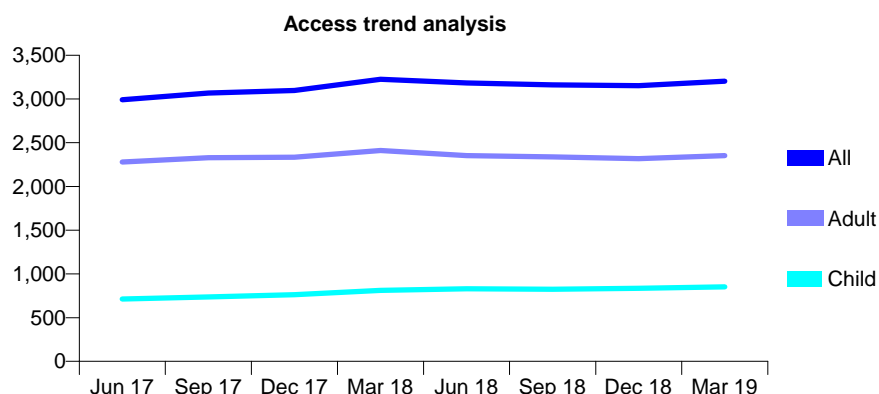
## 7A6 - Vital Signs At a Glance Contract Report for 965332/0001 - Year end March 2019

Name or company name	94 Dental
Contract type name	GDS Contract
Purpose of contract	General
Contract start date	01/04/2011
Contract end date	

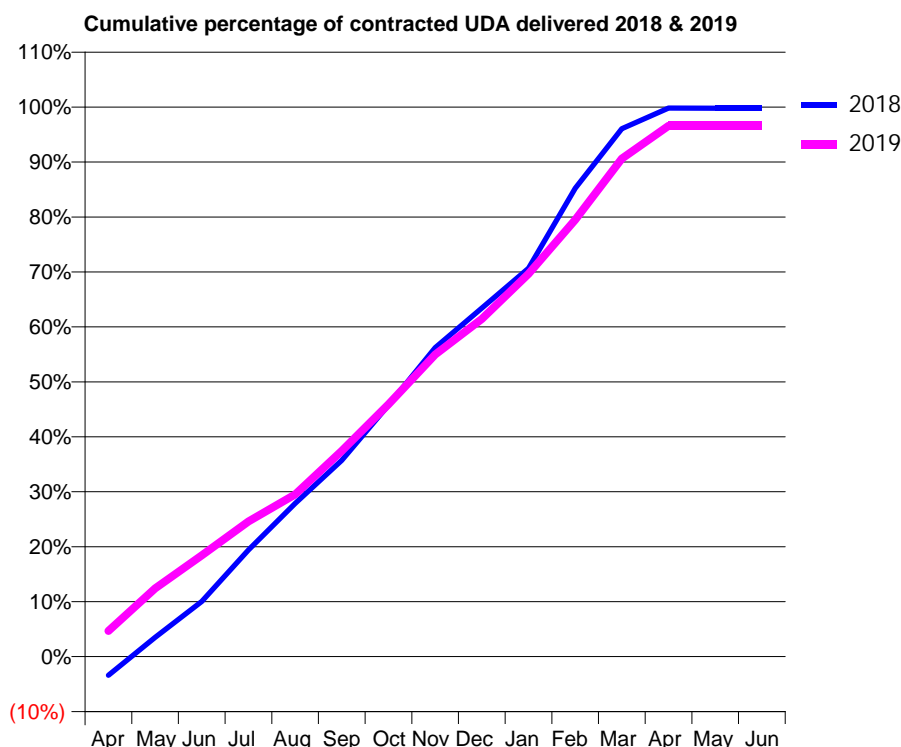
18/19 Contracted general activity (UDA)	10,011
Carry forward general activity (UDA)	18
18/19 Contracted orthodontic activity (UOA)	0
Carry forward orthodontic activity (UOA)	0
Baseline contract value	£250,340.22

### ACCESS\*

Patients seen in 24 months	Total	Change since previous quarter
Quarter ending March 2018	3,224	
Quarter ending June 2018	3,183	↓
Quarter ending September 2018	3,162	→
Quarter ending December 2018	3,153	→
Quarter ending March 2019	3,203	→
<b>Variance since March 2018</b>	<b>(0.7%)</b>	<b>→</b>



### ACTIVITY



Adjusted Scheduled Activity (UDA)		
Month	2018	2019
April	-340	468
May	351	1,243
June	1,005	1,845
July	1,944	2,461
August	2,793	2,955
September	3,577	3,747
October	4,580	4,594
November	5,627	5,505
December	6,348	6,150
January	7,076	6,970
February	8,534	7,958
March	9,617	9,074
April	9,992	9,670
May	9,991	9,670
June	9,991	9,667

### QUALITY

	Quantity	Base Number	Contract	LHB	Wales
% of FP17s for the same patient ID Re-attending within 3 months - Children	70	1,278	5.5%	8.4%	10.8%
% of FP17s for the same patient ID Re-attending within 3 months - Adults	252	3,418	7.4%	14.5%	15.7%
% of FP17s for the same patient ID Re-attending between 3 & 9 months - Children	895	1,278	70.0%	58.8%	59.7%
% of FP17s for the same patient ID Re-attending between 3 & 9 months - Adults	2,463	3,418	72.1%	55.4%	55.5%
% of FP17s for Band 1 Urgent Courses	260	4,770	5.5%	9.0%	9.0%
% of FP17s Relating to Free Repair or Replacements	30	4,770	0.6%	0.7%	0.7%
% of FP17s Relating to Continuations	20	4,770	0.4%	0.6%	0.7%
% of Patients satisfied with the dentistry they have received	5	5	N/A	94.7%	92.4%
% of Patients satisfied with the time they had to wait for an appointment	3	5	N/A	89.2%	87.1%

\* This is based on patients treated on this contract for their most recent course of treatment.  
 Figures in *italics* indicate the base number of FP17s or Patient Questionnaire responses are less than 100. N/A is shown where the base number of responses is less than 10 during the period. % is calculated as Quantity/Base number\*100



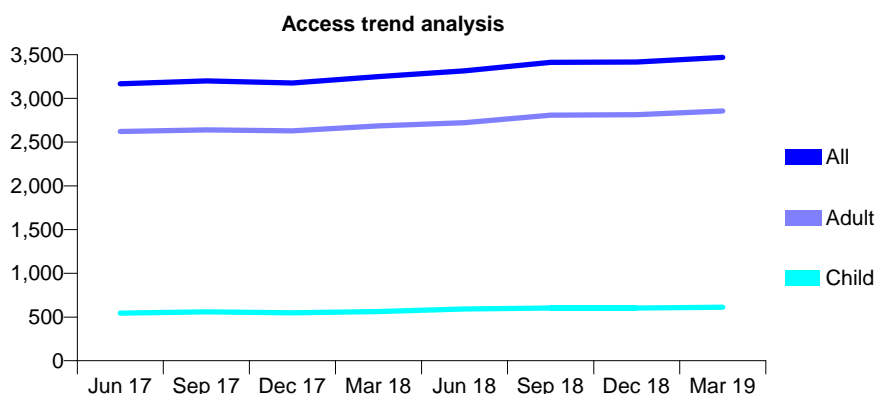
## 7A6 - Vital Signs At a Glance Contract Report for 972665/0001 - Year end March 2019

Name or company name	Incisive Oral Solutions Limited
Contract type name	GDS Contract
Purpose of contract	General
Contract start date	01/07/2015
Contract end date	

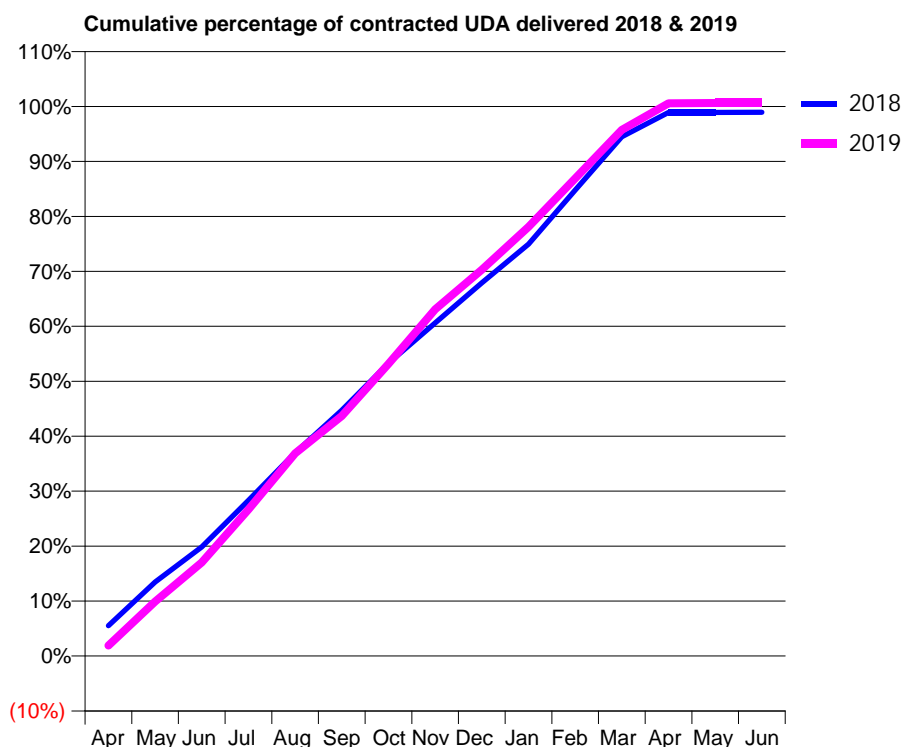
18/19 Contracted general activity (UDA)	10,765
Carry forward general activity (UDA)	101
18/19 Contracted orthodontic activity (UOA)	0
Carry forward orthodontic activity (UOA)	0
Baseline contract value	£259,470.06

### ACCESS\*

Patients seen in 24 months	Total	Change since previous quarter
Quarter ending March 2018	3,249	
Quarter ending June 2018	3,314	↑
Quarter ending September 2018	3,412	↑
Quarter ending December 2018	3,416	→
Quarter ending March 2019	3,468	→
<b>Variance since March 2018</b>	<b>6.7%</b>	<b>↑</b>



### ACTIVITY



Adjusted Scheduled Activity (UDA)		
Month	2018	2019
April	594	205
May	1,452	1,067
June	2,138	1,833
July	3,051	2,869
August	3,982	3,971
September	4,812	4,701
October	5,735	5,723
November	6,526	6,795
December	7,310	7,566
January	8,068	8,405
February	9,126	9,357
March	10,172	10,307
April	10,646	10,827
May	10,648	10,832
June	10,651	10,832

### QUALITY

	Quantity	Base Number	Contract	LHB	Wales
% of FP17s for the same patient ID Re-attending within 3 months - Children	54	995	5.4%	8.4%	10.8%
% of FP17s for the same patient ID Re-attending within 3 months - Adults	400	4,655	8.6%	14.5%	15.7%
% of FP17s for the same patient ID Re-attending between 3 & 9 months - Children	695	995	69.8%	58.8%	59.7%
% of FP17s for the same patient ID Re-attending between 3 & 9 months - Adults	3,205	4,655	68.9%	55.4%	55.5%
% of FP17s for Band 1 Urgent Courses	283	5,747	4.9%	9.0%	9.0%
% of FP17s Relating to Free Repair or Replacements	44	5,747	0.8%	0.7%	0.7%
% of FP17s Relating to Continuations	32	5,747	0.6%	0.6%	0.7%
% of Patients satisfied with the dentistry they have received	10	10	100.0%	94.7%	92.4%
% of Patients satisfied with the time they had to wait for an appointment	10	10	100.0%	89.2%	87.1%

\* This is based on patients treated on this contract for their most recent course of treatment.

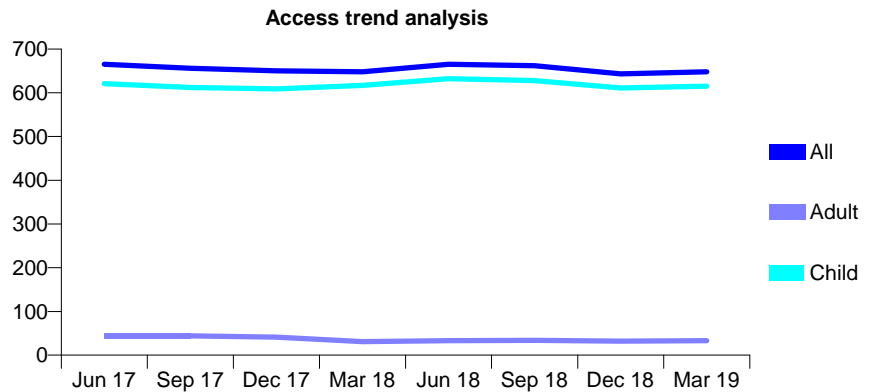
Figures in italics indicate the base number of FP17s or Patient Questionnaire responses are less than 100. N/A is shown where the base number of responses is less than 10 during the period. % is calculated as Quantity/Base number\*100

## 7A6 - Vital Signs At a Glance Contract Report for 980625/0001 - Year end March 2019

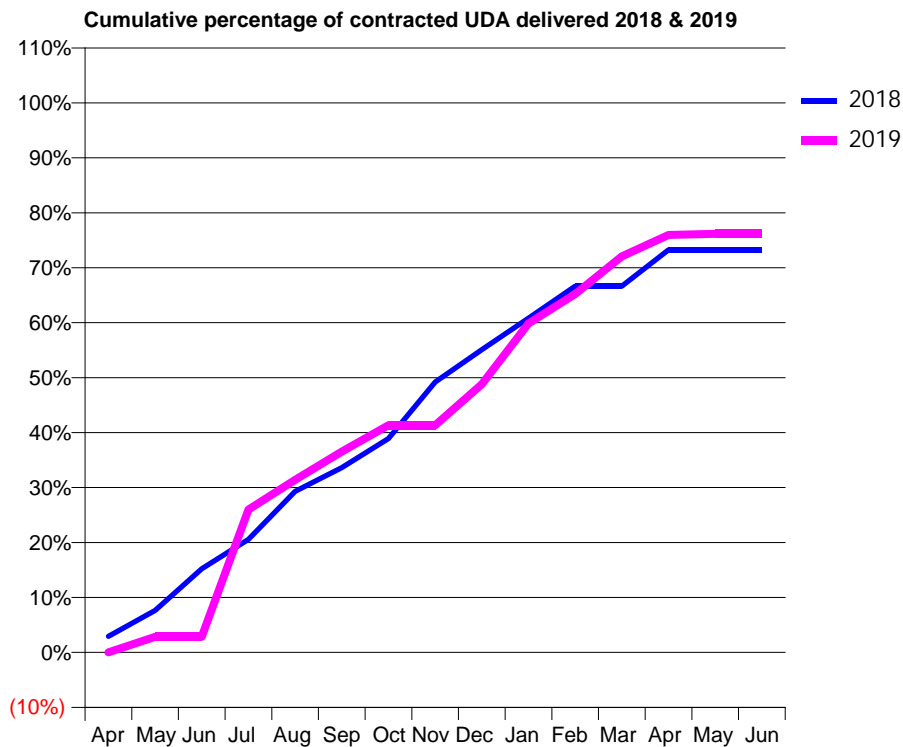
Name or company name	MR PJ EVANS	18/19 Contracted general activity (UDA)	1,756
Contract type name	GDS Contract	Carry forward general activity (UDA)	0
Purpose of contract	General	18/19 Contracted orthodontic activity (UOA)	0
Contract start date	01/04/2006	Carry forward orthodontic activity (UOA)	0
Contract end date		Baseline contract value	£49,050.33

### ACCESS\*

Patients seen in 24 months	Total	Change since previous quarter
Quarter ending March 2018	648	
Quarter ending June 2018	665	↑
Quarter ending September 2018	662	→
Quarter ending December 2018	643	↓
Quarter ending March 2019	648	→
<b>Variance since March 2018</b>	<b>0.0%</b>	<b>→</b>



### ACTIVITY



Adjusted Scheduled Activity (UDA)		
Month	2018	2019
April	51	0
May	134	50
June	268	50
July	362	456
August	515	552
September	591	642
October	683	726
November	864	726
December	967	857
January	1,068	1,051
February	1,170	1,145
March	1,170	1,265
April	1,286	1,334
May	1,286	1,337
June	1,286	1,337

### QUALITY

	Quantity	Base Number	Contract	LHB	Wales
% of FP17s for the same patient ID Re-attending within 3 months - Children	52	1,055	4.9%	8.4%	10.8%
% of FP17s for the same patient ID Re-attending within 3 months - Adults	0	0	N/A	14.5%	15.7%
% of FP17s for the same patient ID Re-attending between 3 & 9 months - Children	701	1,055	66.4%	58.8%	59.7%
% of FP17s for the same patient ID Re-attending between 3 & 9 months - Adults	0	0	N/A	55.4%	55.5%
% of FP17s for Band 1 Urgent Courses	16	1,007	1.6%	9.0%	9.0%
% of FP17s Relating to Free Repair or Replacements	0	1,007	0.0%	0.7%	0.7%
% of FP17s Relating to Continuations	9	1,007	0.9%	0.6%	0.7%
% of Patients satisfied with the dentistry they have received	0	0	N/A	94.7%	92.4%
% of Patients satisfied with the time they had to wait for an appointment	0	0	N/A	89.2%	87.1%

\* This is based on patients treated on this contract for their most recent course of treatment. Figures in italics indicate the base number of FP17s or Patient Questionnaire responses are less than 100. N/A is shown where the base number of responses is less than 10 during the period. % is calculated as Quantity/Base number\*100

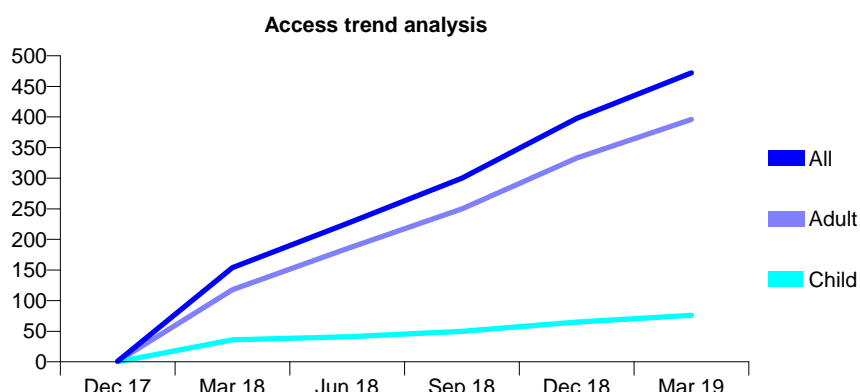
## 7A7 - Vital Signs At a Glance Contract Report for 100133/0000 - Year end March 2019

Name or company name	Powys Local Health Board
Contract type name	PDS Contract
Purpose of contract	General
Contract start date	01/05/2016
Contract end date	31/03/2020

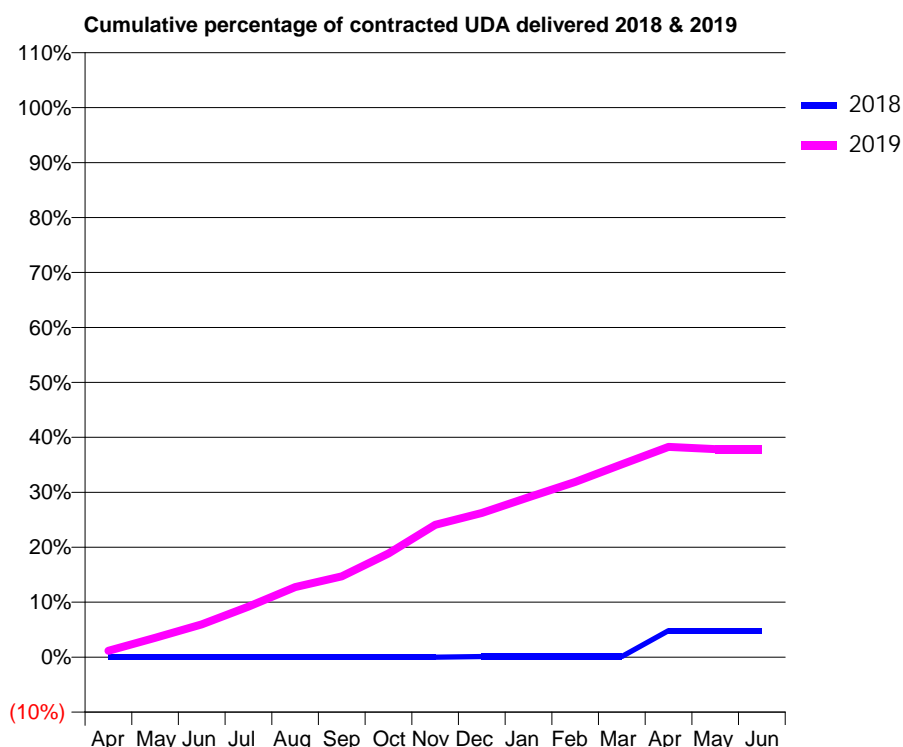
18/19 Contracted general activity (UDA)	3,000
Carry forward general activity (UDA)	0
18/19 Contracted orthodontic activity (UOA)	0
Carry forward orthodontic activity (UOA)	0
Baseline contract value	£0.00

### ACCESS\*

Patients seen in 24 months	Total	Change since previous quarter
Quarter ending March 2018	154	
Quarter ending June 2018	226	↑
Quarter ending September 2018	300	↑
Quarter ending December 2018	398	↑
Quarter ending March 2019	472	↑
<b>Variance since March 2018</b>	<b>206.5%</b>	<b>↑</b>



### ACTIVITY



Adjusted Scheduled Activity (UDA)		
Month	2018	2019
April	0	35
May	0	106
June	0	179
July	0	276
August	0	383
September	0	442
October	0	566
November	0	723
December	3	787
January	3	872
February	3	956
March	3	1,053
April	145	1,147
May	145	1,135
June	145	1,135

### QUALITY

	Quantity	Base Number	Contract	LHB	Wales
% of FP17s for the same patient ID Re-attending within 3 months - Children	8	120	6.7%	8.5%	10.8%
% of FP17s for the same patient ID Re-attending within 3 months - Adults	40	556	7.2%	13.7%	15.7%
% of FP17s for the same patient ID Re-attending between 3 & 9 months - Children	13	120	10.8%	53.7%	59.7%
% of FP17s for the same patient ID Re-attending between 3 & 9 months - Adults	67	556	12.1%	51.6%	55.5%
% of FP17s for Band 1 Urgent Courses	156	536	29.1%	10.3%	9.0%
% of FP17s Relating to Free Repair or Replacements	0	536	0.0%	0.6%	0.7%
% of FP17s Relating to Continuations	2	536	0.4%	1.2%	0.7%
% of Patients satisfied with the dentistry they have received	10	10	100.0%	93.3%	92.4%
% of Patients satisfied with the time they had to wait for an appointment	8	10	80.0%	85.7%	87.1%

\* This is based on patients treated on this contract for their most recent course of treatment.  
 Figures in italics indicate the base number of FP17s or Patient Questionnaire responses are less than 100. N/A is shown where the base number of responses is less than 10 during the period. % is calculated as Quantity/Base number\*100

## 7A7 - Vital Signs At a Glance Contract Report for 100952/0000 - Year end March 2019


Name or company name	T&C Ichim
Contract type name	PDS Contract
Purpose of contract	General
Contract start date	01/04/2018
Contract end date	31/03/2020

18/19 Contracted general activity (UDA)	500
Carry forward general activity (UDA)	0
18/19 Contracted orthodontic activity (UOA)	0
Carry forward orthodontic activity (UOA)	0
Baseline contract value	£15,414.50

### ACCESS\*

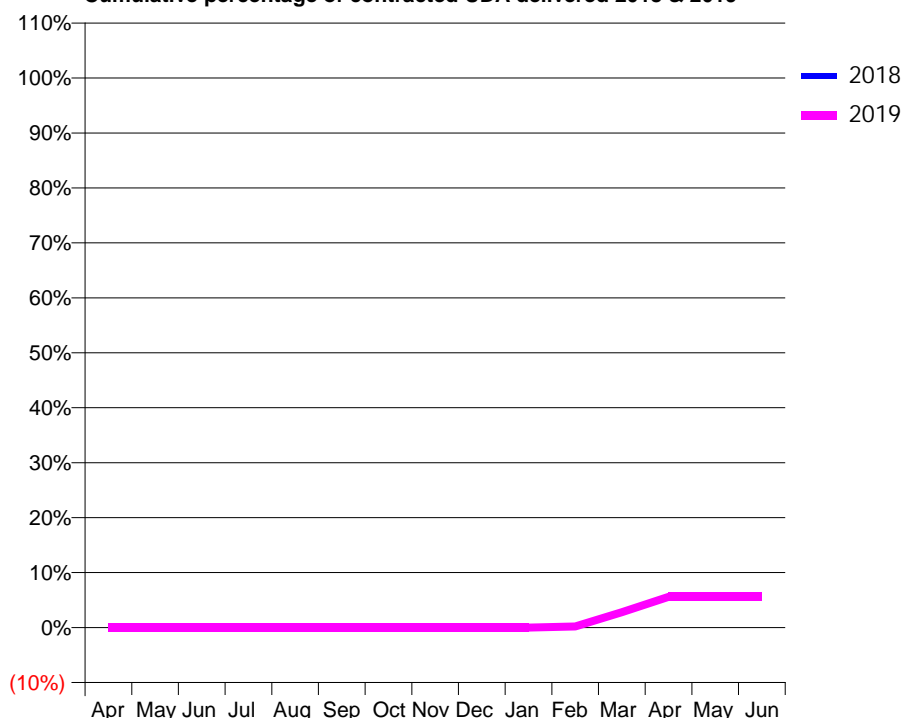
Patients seen in 24 months	Total	Change since previous quarter
Quarter ending March 2018	0	
Quarter ending June 2018	0	
Quarter ending September 2018	0	
Quarter ending December 2018	0	
Quarter ending March 2019	13	
Variance since March 2018	N/A	

### Access trend analysis



### ACTIVITY

#### Cumulative percentage of contracted UDA delivered 2018 & 2019



Adjusted Scheduled Activity (UDA)		
Month	2018	2019
April	0	0
May	0	0
June	0	0
July	0	0
August	0	0
September	0	0
October	0	0
November	0	0
December	0	0
January	0	0
February	0	1
March	0	14
April	0	28
May	0	28
June	0	28

### QUALITY

	Quantity	Base Number	Contract	LHB	Wales
% of FP17s for the same patient ID Re-attending within 3 months - Children	0	5	0.0%	8.5%	10.8%
% of FP17s for the same patient ID Re-attending within 3 months - Adults	0	5	0.0%	13.7%	15.7%
% of FP17s for the same patient ID Re-attending between 3 & 9 months - Children	0	5	0.0%	53.7%	59.7%
% of FP17s for the same patient ID Re-attending between 3 & 9 months - Adults	0	5	0.0%	51.6%	55.5%
% of FP17s for Band 1 Urgent Courses	0	13	0.0%	10.3%	9.0%
% of FP17s Relating to Free Repair or Replacements	0	13	0.0%	0.6%	0.7%
% of FP17s Relating to Continuations	0	13	0.0%	1.2%	0.7%
% of Patients satisfied with the dentistry they have received	0	0	N/A	93.3%	92.4%
% of Patients satisfied with the time they had to wait for an appointment	0	0	N/A	85.7%	87.1%

\* This is based on patients treated on this contract for their most recent course of treatment.

Figures in italics indicate the base number of FP17s or Patient Questionnaire responses are less than 100. N/A is shown where the base number of responses is less than 10 during the period. % is calculated as Quantity/Base number\*100

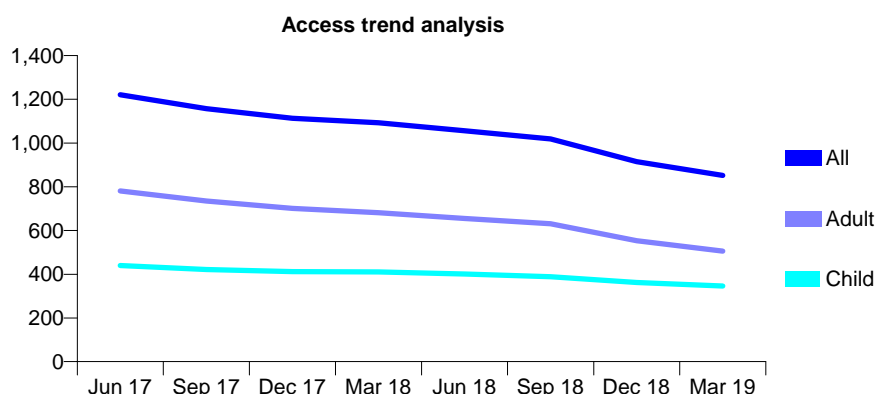
## 7A7 - Vital Signs At a Glance Contract Report for 108820/0001 - Year end March 2019

Name or company name	The Severnside Limited Partnership
Contract type name	GDS Contract
Purpose of contract	General
Contract start date	27/10/2013
Contract end date	

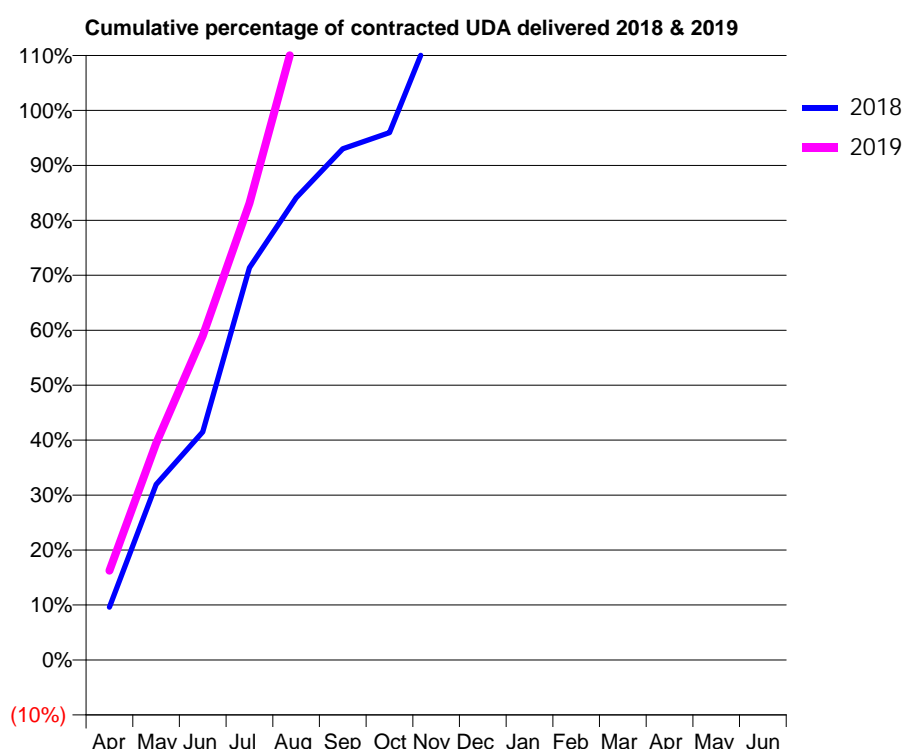
18/19 Contracted general activity (UDA)	1,268
Carry forward general activity (UDA)	0
18/19 Contracted orthodontic activity (UOA)	0
Carry forward orthodontic activity (UOA)	0
Baseline contract value	£37,356.45

### ACCESS\*

Patients seen in 24 months	Total	Change since previous quarter
Quarter ending March 2018	1,093	
Quarter ending June 2018	1,056	↓
Quarter ending September 2018	1,019	↓
Quarter ending December 2018	915	↓
Quarter ending March 2019	852	↓
<b>Variance since March 2018</b>	<b>(22.0%)</b>	<b>↓</b>



### ACTIVITY



Adjusted Scheduled Activity (UDA)		
Month	2018	2019
April	122	206
May	405	500
June	526	748
July	905	1,054
August	1,066	1,448
September	1,179	1,528
October	1,216	1,593
November	1,483	1,700
December	1,582	1,779
January	1,722	1,861
February	1,975	1,995
March	2,145	2,140
April	2,259	2,184
May	2,259	2,184
June	2,259	2,184

### QUALITY

	Quantity	Base Number	Contract	LHB	Wales
% of FP17s for the same patient ID Re-attending within 3 months - Children	19	435	4.4%	8.5%	10.8%
% of FP17s for the same patient ID Re-attending within 3 months - Adults	54	603	9.0%	13.7%	15.7%
% of FP17s for the same patient ID Re-attending between 3 & 9 months - Children	236	435	54.3%	53.7%	59.7%
% of FP17s for the same patient ID Re-attending between 3 & 9 months - Adults	259	603	43.0%	51.6%	55.5%
% of FP17s for Band 1 Urgent Courses	30	998	3.0%	10.3%	9.0%
% of FP17s Relating to Free Repair or Replacements	3	998	0.3%	0.6%	0.7%
% of FP17s Relating to Continuations	13	998	1.3%	1.2%	0.7%
% of Patients satisfied with the dentistry they have received	6	6	N/A	93.3%	92.4%
% of Patients satisfied with the time they had to wait for an appointment	4	6	N/A	85.7%	87.1%

\* This is based on patients treated on this contract for their most recent course of treatment.

Figures in italics indicate the base number of FP17s or Patient Questionnaire responses are less than 100. N/A is shown where the base number of responses is less than 10 during the period. % is calculated as Quantity/Base number\*100

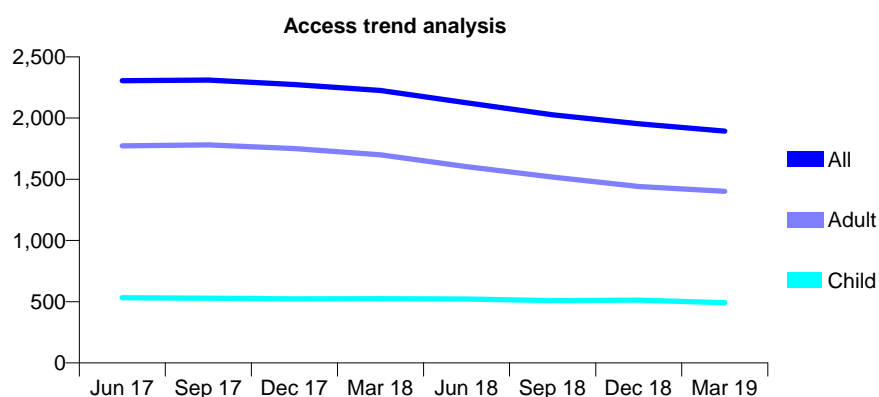
## 7A7 - Vital Signs At a Glance Contract Report for 111155/0001 - Year end March 2019

Name or company name	Professor St John Crean, ME Northmore ar
Contract type name	GDS Contract
Purpose of contract	General
Contract start date	20/09/2013
Contract end date	

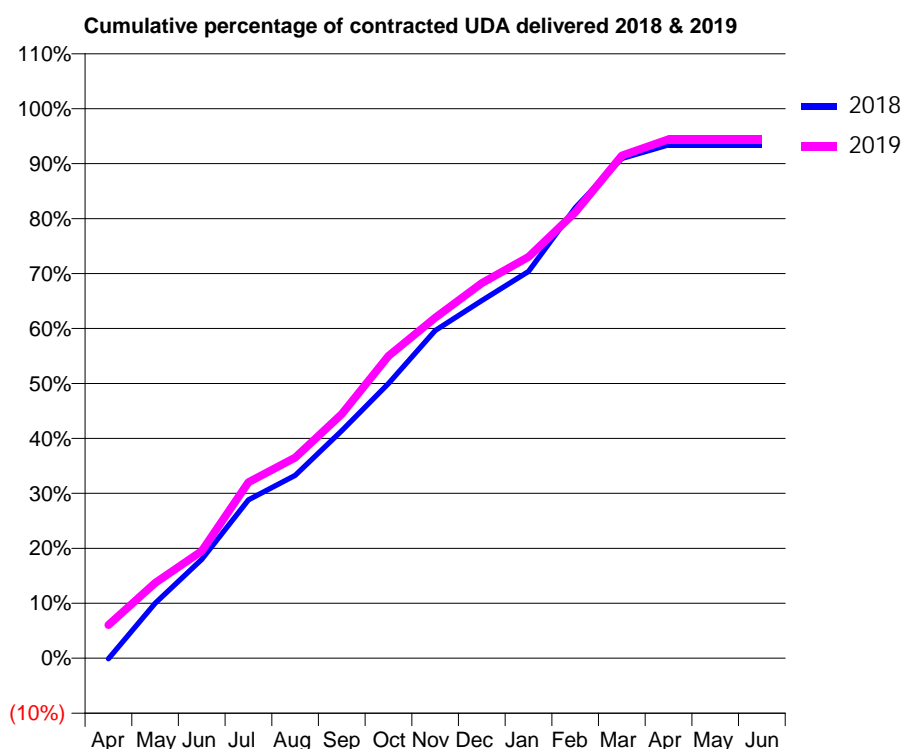
18/19 Contracted general activity (UDA)	6,730
Carry forward general activity (UDA)	0
18/19 Contracted orthodontic activity (UOA)	0
Carry forward orthodontic activity (UOA)	0
Baseline contract value	£155,577.41

### ACCESS\*

Patients seen in 24 months	Total	Change since previous quarter
Quarter ending March 2018	2,225	
Quarter ending June 2018	2,125	↓
Quarter ending September 2018	2,027	↓
Quarter ending December 2018	1,954	↓
Quarter ending March 2019	1,894	↓
<b>Variance since March 2018</b>	<b>(14.9%)</b>	<b>↓</b>



### ACTIVITY



Adjusted Scheduled Activity (UDA)		
Month	2018	2019
April	-8	407
May	673	922
June	1,211	1,312
July	1,940	2,155
August	2,239	2,457
September	2,787	2,989
October	3,365	3,702
November	4,014	4,170
December	4,380	4,593
January	4,737	4,914
February	5,516	5,461
March	6,120	6,154
April	6,287	6,356
May	6,287	6,356
June	6,287	6,356

### QUALITY

	Quantity	Base Number	Contract	LHB	Wales
% of FP17s for the same patient ID Re-attending within 3 months - Children	48	821	5.8%	8.5%	10.8%
% of FP17s for the same patient ID Re-attending within 3 months - Adults	467	2,297	20.3%	13.7%	15.7%
% of FP17s for the same patient ID Re-attending between 3 & 9 months - Children	543	821	66.1%	53.7%	59.7%
% of FP17s for the same patient ID Re-attending between 3 & 9 months - Adults	1,369	2,297	59.6%	51.6%	55.5%
% of FP17s for Band 1 Urgent Courses	342	3,112	11.0%	10.3%	9.0%
% of FP17s Relating to Free Repair or Replacements	4	3,112	0.1%	0.6%	0.7%
% of FP17s Relating to Continuations	48	3,112	1.5%	1.2%	0.7%
% of Patients satisfied with the dentistry they have received	39	40	97.5%	93.3%	92.4%
% of Patients satisfied with the time they had to wait for an appointment	38	40	95.0%	85.7%	87.1%

\* This is based on patients treated on this contract for their most recent course of treatment.

Figures in italics indicate the base number of FP17s or Patient Questionnaire responses are less than 100. N/A is shown where the base number of responses is less than 10 during the period. % is calculated as Quantity/Base number\*100

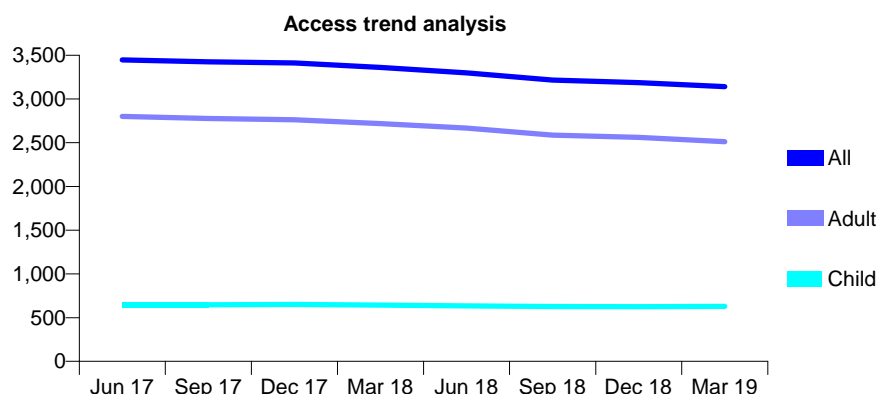
## 7A7 - Vital Signs At a Glance Contract Report for 116068/0001 - Year end March 2019

Name or company name	River Wye Dental Practice Partnership
Contract type name	GDS Contract
Purpose of contract	General
Contract start date	01/02/2014
Contract end date	

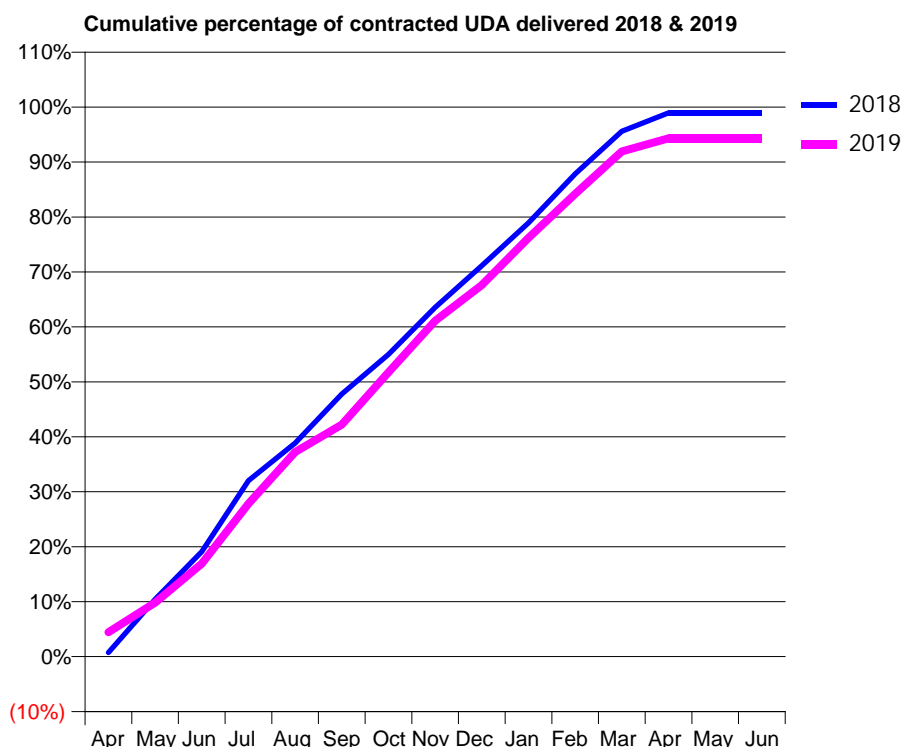
18/19 Contracted general activity (UDA)	8,785
Carry forward general activity (UDA)	93
18/19 Contracted orthodontic activity (UOA)	0
Carry forward orthodontic activity (UOA)	0
Baseline contract value	£228,237.53

### ACCESS\*

Patients seen in 24 months	Total	Change since previous quarter
Quarter ending March 2018	3,361	
Quarter ending June 2018	3,300	↓
Quarter ending September 2018	3,216	↓
Quarter ending December 2018	3,187	→
Quarter ending March 2019	3,141	↓
<b>Variance since March 2018</b>	<b>(6.5%)</b>	<b>↓</b>



### ACTIVITY



Adjusted Scheduled Activity (UDA)		
Month	2018	2019
April	64	390
May	917	865
June	1,676	1,485
July	2,812	2,445
August	3,414	3,271
September	4,197	3,708
October	4,832	4,545
November	5,584	5,369
December	6,250	5,940
January	6,934	6,693
February	7,718	7,395
March	8,399	8,073
April	8,692	8,286
May	8,692	8,285
June	8,692	8,285

### QUALITY

	Quantity	Base Number	Contract	LHB	Wales
% of FP17s for the same patient ID Re-attending within 3 months - Children	40	1,034	3.9%	8.5%	10.8%
% of FP17s for the same patient ID Re-attending within 3 months - Adults	487	4,002	12.2%	13.7%	15.7%
% of FP17s for the same patient ID Re-attending between 3 & 9 months - Children	659	1,034	63.7%	53.7%	59.7%
% of FP17s for the same patient ID Re-attending between 3 & 9 months - Adults	2,568	4,002	64.2%	51.6%	55.5%
% of FP17s for Band 1 Urgent Courses	430	5,000	8.6%	10.3%	9.0%
% of FP17s Relating to Free Repair or Replacements	10	5,000	0.2%	0.6%	0.7%
% of FP17s Relating to Continuations	62	5,000	1.2%	1.2%	0.7%
% of Patients satisfied with the dentistry they have received	28	29	96.6%	93.3%	92.4%
% of Patients satisfied with the time they had to wait for an appointment	24	29	82.8%	85.7%	87.1%

\* This is based on patients treated on this contract for their most recent course of treatment.  
 Figures in *italics* indicate the base number of FP17s or Patient Questionnaire responses are less than 100. N/A is shown where the base number of responses is less than 10 during the period. % is calculated as Quantity/Base number\*100



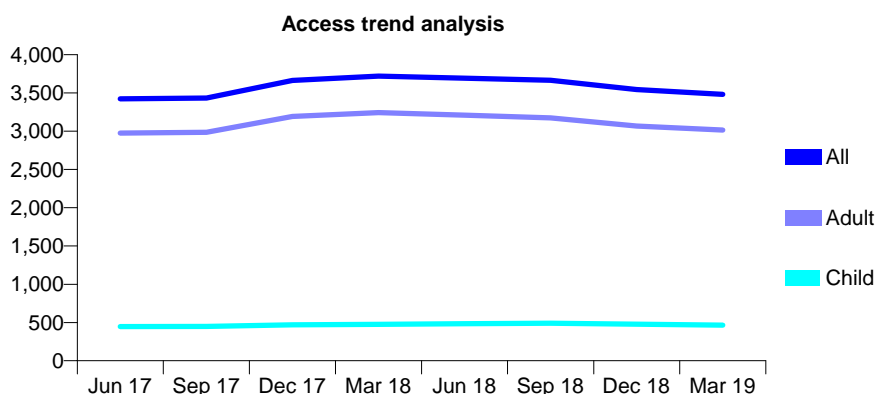
## 7A7 - Vital Signs At a Glance Contract Report for 126896/0001 - Year end March 2019

Name or company name	H Sobhani & P Dusza/Llanidloes Dental Practice
Contract type name	GDS Contract
Purpose of contract	General
Contract start date	01/01/2009
Contract end date	

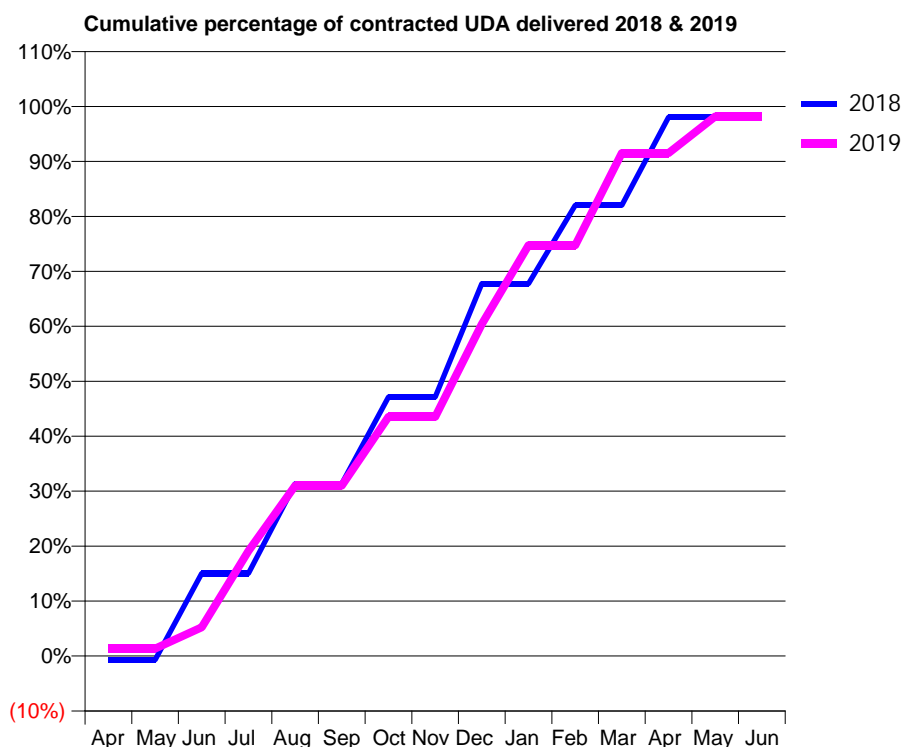
18/19 Contracted general activity (UDA)	15,000
Carry forward general activity (UDA)	296
18/19 Contracted orthodontic activity (UOA)	0
Carry forward orthodontic activity (UOA)	0
Baseline contract value	£444,818.98

### ACCESS\*

Patients seen in 24 months	Total	Change since previous quarter
Quarter ending March 2018	3,720	
Quarter ending June 2018	3,693	→
Quarter ending September 2018	3,664	→
Quarter ending December 2018	3,544	↓
Quarter ending March 2019	3,481	↓
<b>Variance since March 2018</b>	<b>(6.4%)</b>	<b>↓</b>



### ACTIVITY



Adjusted Scheduled Activity (UDA)		
Month	2018	2019
April	-108	206
May	-108	206
June	2,254	784
July	2,254	2,869
August	4,699	4,651
September	4,699	4,651
October	7,071	6,527
November	7,071	6,527
December	10,163	9,058
January	10,163	11,212
February	12,306	11,212
March	12,306	13,729
April	14,704	13,729
May	14,704	14,730
June	14,704	14,730

### QUALITY

	Quantity	Base Number	Contract	LHB	Wales
% of FP17s for the same patient ID Re-attending within 3 months - Children	29	728	4.0%	8.5%	10.8%
% of FP17s for the same patient ID Re-attending within 3 months - Adults	520	4,880	10.7%	13.7%	15.7%
% of FP17s for the same patient ID Re-attending between 3 & 9 months - Children	414	728	56.9%	53.7%	59.7%
% of FP17s for the same patient ID Re-attending between 3 & 9 months - Adults	3,230	4,880	66.2%	51.6%	55.5%
% of FP17s for Band 1 Urgent Courses	309	4,922	6.3%	10.3%	9.0%
% of FP17s Relating to Free Repair or Replacements	28	4,922	0.6%	0.6%	0.7%
% of FP17s Relating to Continuations	33	4,922	0.7%	1.2%	0.7%
% of Patients satisfied with the dentistry they have received	17	17	100.0%	93.3%	92.4%
% of Patients satisfied with the time they had to wait for an appointment	16	17	94.1%	85.7%	87.1%

\* This is based on patients treated on this contract for their most recent course of treatment.

Figures in italics indicate the base number of FP17s or Patient Questionnaire responses are less than 100. N/A is shown where the base number of responses is less than 10 during the period. % is calculated as Quantity/Base number\*100

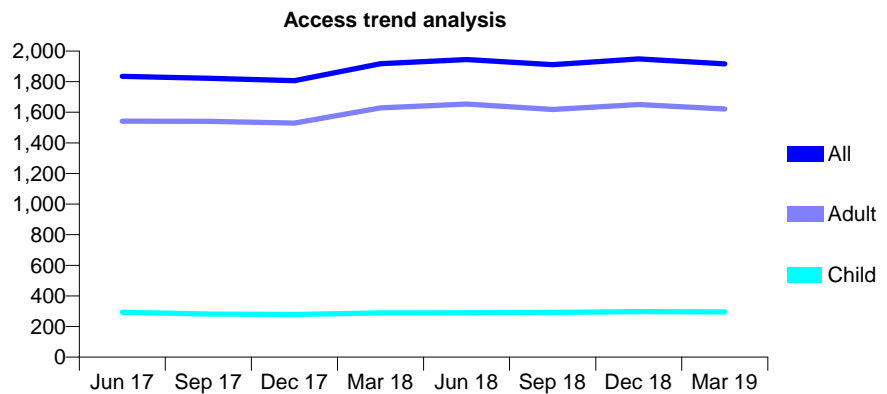
## 7A7 - Vital Signs At a Glance Contract Report for 128287/0001 - Year end March 2019

Name or company name	AGS & P Powell-Main
Contract type name	GDS Contract
Purpose of contract	General
Contract start date	01/11/2006
Contract end date	

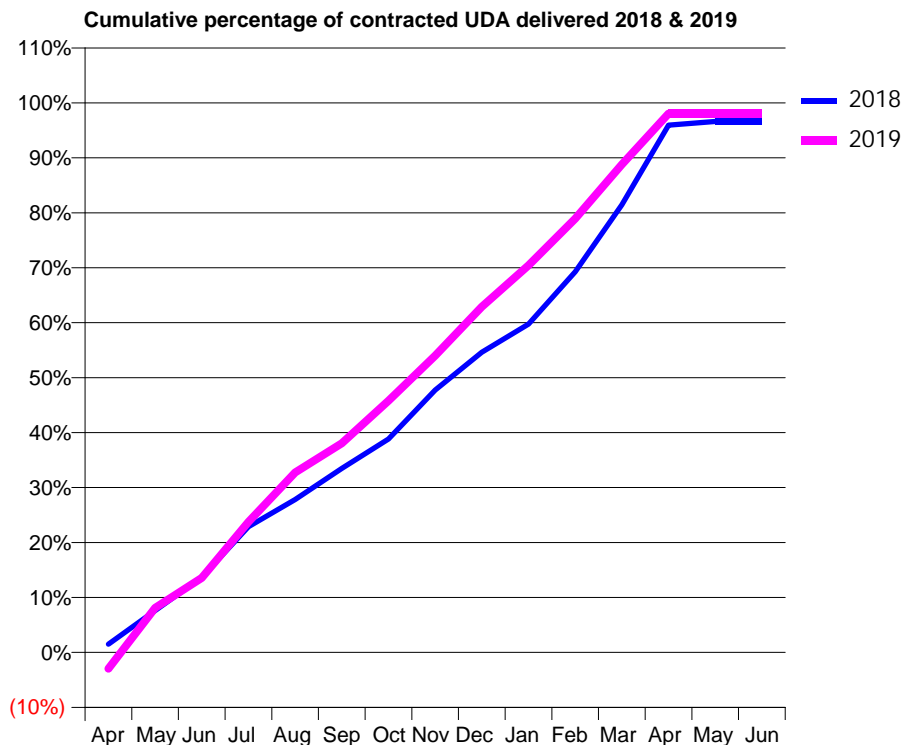
18/19 Contracted general activity (UDA)	6,672
Carry forward general activity (UDA)	226
18/19 Contracted orthodontic activity (UOA)	0
Carry forward orthodontic activity (UOA)	0
Baseline contract value	£177,062.97

### ACCESS\*

Patients seen in 24 months	Total	Change since previous quarter
Quarter ending March 2018	1,918	
Quarter ending June 2018	1,945	→
Quarter ending September 2018	1,911	↓
Quarter ending December 2018	1,949	→
Quarter ending March 2019	1,917	↓
<b>Variance since March 2018</b>	<b>(0.1%)</b>	<b>→</b>



### ACTIVITY



Adjusted Scheduled Activity (UDA)		
Month	2018	2019
April	99	-198
May	509	542
June	912	905
July	1,526	1,584
August	1,857	2,185
September	2,234	2,540
October	2,591	3,055
November	3,185	3,603
December	3,644	4,196
January	3,987	4,700
February	4,622	5,266
March	5,433	5,924
April	6,401	6,542
May	6,446	6,542
June	6,446	6,542

### QUALITY

	Quantity	Base Number	Contract	LHB	Wales
% of FP17s for the same patient ID Re-attending within 3 months - Children	53	559	9.5%	8.5%	10.8%
% of FP17s for the same patient ID Re-attending within 3 months - Adults	355	2,409	14.7%	13.7%	15.7%
% of FP17s for the same patient ID Re-attending between 3 & 9 months - Children	348	559	62.3%	53.7%	59.7%
% of FP17s for the same patient ID Re-attending between 3 & 9 months - Adults	1,400	2,409	58.1%	51.6%	55.5%
% of FP17s for Band 1 Urgent Courses	283	2,831	10.0%	10.3%	9.0%
% of FP17s Relating to Free Repair or Replacements	32	2,831	1.1%	0.6%	0.7%
% of FP17s Relating to Continuations	29	2,831	1.0%	1.2%	0.7%
% of Patients satisfied with the dentistry they have received	16	20	80.0%	93.3%	92.4%
% of Patients satisfied with the time they had to wait for an appointment	16	20	80.0%	85.7%	87.1%

\* This is based on patients treated on this contract for their most recent course of treatment. Figures in italics indicate the base number of FP17s or Patient Questionnaire responses are less than 100. N/A is shown where the base number of responses is less than 10 during the period. % is calculated as Quantity/Base number\*100

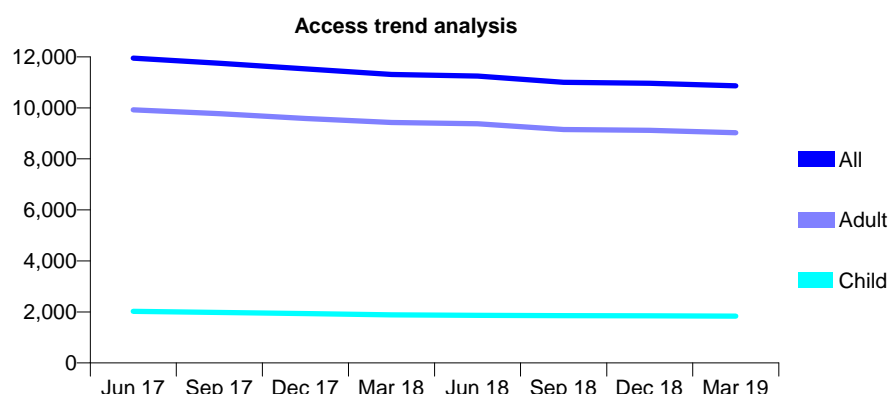
## 7A7 - Vital Signs At a Glance Contract Report for 131431/0001 - Year end March 2019

Name or company name	Severn Street Dental Practice
Contract type name	GDS Contract
Purpose of contract	General
Contract start date	01/04/2006
Contract end date	

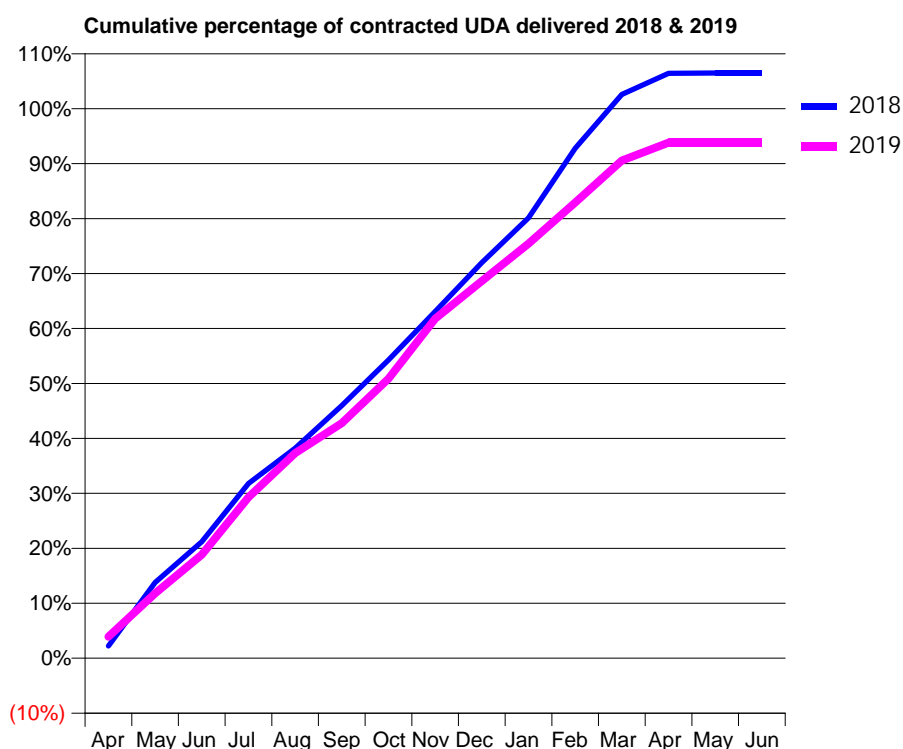
18/19 Contracted general activity (UDA)	33,000
Carry forward general activity (UDA)	334
18/19 Contracted orthodontic activity (UOA)	0
Carry forward orthodontic activity (UOA)	0
Baseline contract value	£872,695.48

### ACCESS\*

Patients seen in 24 months	Total	Change since previous quarter
Quarter ending March 2018	11,314	
Quarter ending June 2018	11,243	→
Quarter ending September 2018	11,002	↓
Quarter ending December 2018	10,969	→
Quarter ending March 2019	10,862	→
<b>Variance since March 2018</b>	<b>(4.0%)</b>	<b>↓</b>



### ACTIVITY



Adjusted Scheduled Activity (UDA)		
Month	2018	2019
April	516	1,297
May	3,174	3,892
June	4,878	6,211
July	7,316	9,660
August	8,795	12,321
September	10,575	14,112
October	12,485	16,780
November	14,510	20,390
December	16,554	22,646
January	18,426	24,894
February	21,339	27,367
March	23,595	29,881
April	24,479	30,958
May	24,489	30,958
June	24,486	30,958

### QUALITY

	Quantity	Base Number	Contract	LHB	Wales
% of FP17s for the same patient ID Re-attending within 3 months - Children	156	3,037	5.1%	8.5%	10.8%
% of FP17s for the same patient ID Re-attending within 3 months - Adults	1,861	13,671	13.6%	13.7%	15.7%
% of FP17s for the same patient ID Re-attending between 3 & 9 months - Children	1,434	3,037	47.2%	53.7%	59.7%
% of FP17s for the same patient ID Re-attending between 3 & 9 months - Adults	5,585	13,671	40.9%	51.6%	55.5%
% of FP17s for Band 1 Urgent Courses	1,641	16,715	9.8%	10.3%	9.0%
% of FP17s Relating to Free Repair or Replacements	127	16,715	0.8%	0.6%	0.7%
% of FP17s Relating to Continuations	161	16,715	1.0%	1.2%	0.7%
% of Patients satisfied with the dentistry they have received	130	141	92.2%	93.3%	92.4%
% of Patients satisfied with the time they had to wait for an appointment	110	141	78.0%	85.7%	87.1%

\* This is based on patients treated on this contract for their most recent course of treatment. Figures in italics indicate the base number of FP17s or Patient Questionnaire responses are less than 100. N/A is shown where the base number of responses is less than 10 during the period. % is calculated as Quantity/Base number\*100

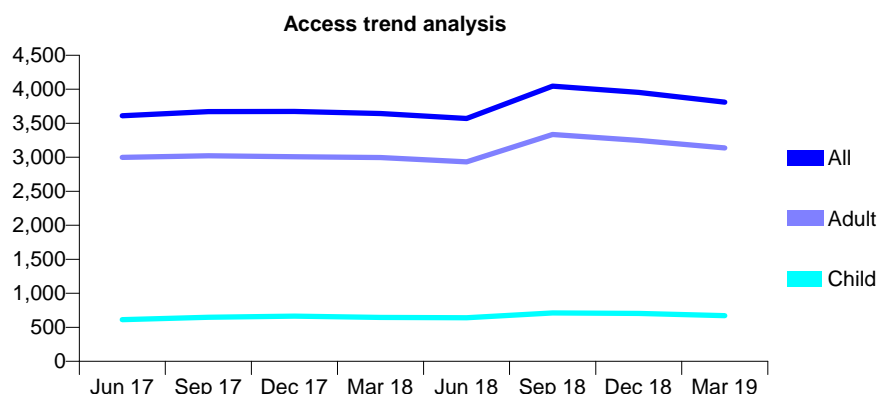
## 7A7 - Vital Signs At a Glance Contract Report for 140961/0001 - Year end March 2019

Name or company name	Integrated Dental Holdings
Contract type name	GDS Contract
Purpose of contract	General
Contract start date	01/09/2008
Contract end date	

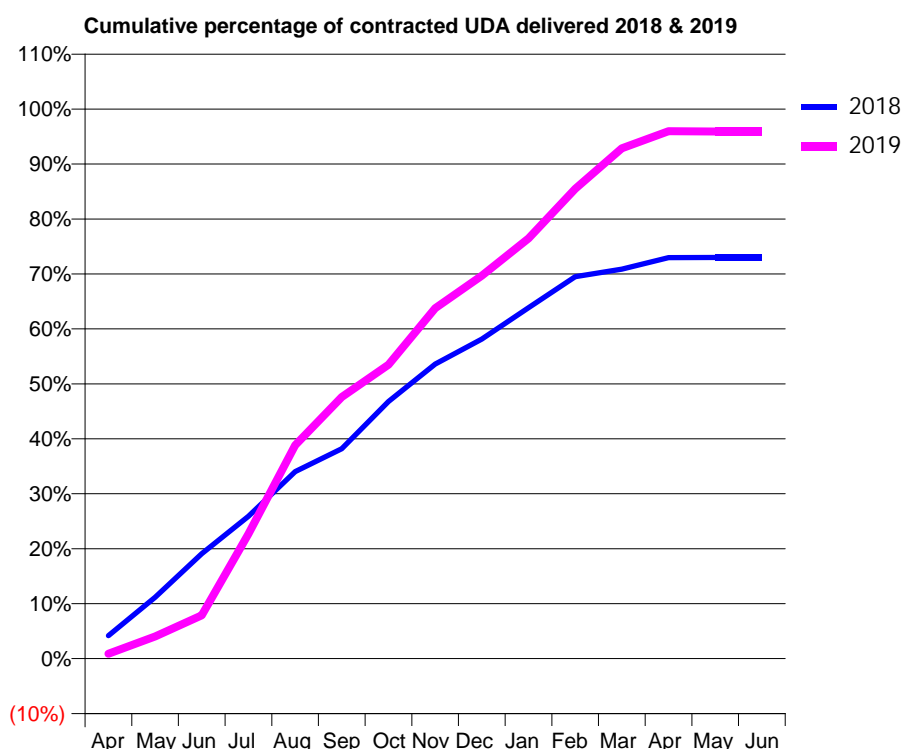
18/19 Contracted general activity (UDA)	12,000
Carry forward general activity (UDA)	0
18/19 Contracted orthodontic activity (UOA)	0
Carry forward orthodontic activity (UOA)	0
Baseline contract value	£304,915.16

### ACCESS\*

Patients seen in 24 months	Total	Change since previous quarter
Quarter ending March 2018	3,645	
Quarter ending June 2018	3,572	↓
Quarter ending September 2018	4,046	↑
Quarter ending December 2018	3,953	↓
Quarter ending March 2019	3,810	↓
<b>Variance since March 2018</b>	<b>4.5%</b>	<b>↑</b>



### ACTIVITY



Adjusted Scheduled Activity (UDA)		
Month	2018	2019
April	481	106
May	1,285	484
June	2,196	944
July	2,978	2,724
August	3,915	4,660
September	4,391	5,713
October	5,381	6,418
November	6,165	7,653
December	6,686	8,361
January	7,343	9,175
February	7,990	10,258
March	8,149	11,144
April	8,391	11,515
May	8,395	11,511
June	8,393	11,510

### QUALITY

	Quantity	Base Number	Contract	LHB	Wales
% of FP17s for the same patient ID Re-attending within 3 months - Children	41	1,012	4.1%	8.5%	10.8%
% of FP17s for the same patient ID Re-attending within 3 months - Adults	507	4,711	10.8%	13.7%	15.7%
% of FP17s for the same patient ID Re-attending between 3 & 9 months - Children	511	1,012	50.5%	53.7%	59.7%
% of FP17s for the same patient ID Re-attending between 3 & 9 months - Adults	2,522	4,711	53.5%	51.6%	55.5%
% of FP17s for Band 1 Urgent Courses	191	5,749	3.3%	10.3%	9.0%
% of FP17s Relating to Free Repair or Replacements	61	5,749	1.1%	0.6%	0.7%
% of FP17s Relating to Continuations	96	5,749	1.7%	1.2%	0.7%
% of Patients satisfied with the dentistry they have received	61	68	89.7%	93.3%	92.4%
% of Patients satisfied with the time they had to wait for an appointment	59	68	86.8%	85.7%	87.1%

\* This is based on patients treated on this contract for their most recent course of treatment.  
 Figures in *italics* indicate the base number of FP17s or Patient Questionnaire responses are less than 100. N/A is shown where the base number of responses is less than 10 during the period. % is calculated as Quantity/Base number\*100

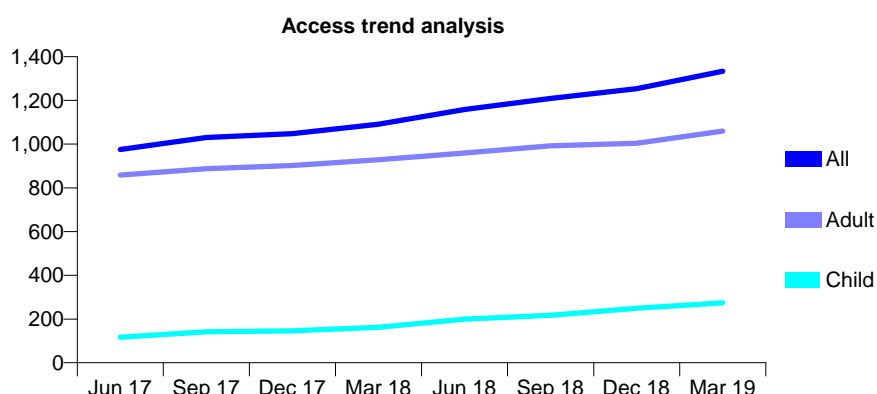
## 7A7 - Vital Signs At a Glance Contract Report for 154431/0001 - Year end March 2019

Name or company name	Powys Local Health Board
Contract type name	PDS Contract
Purpose of contract	General
Contract start date	01/09/2010
Contract end date	31/08/2020

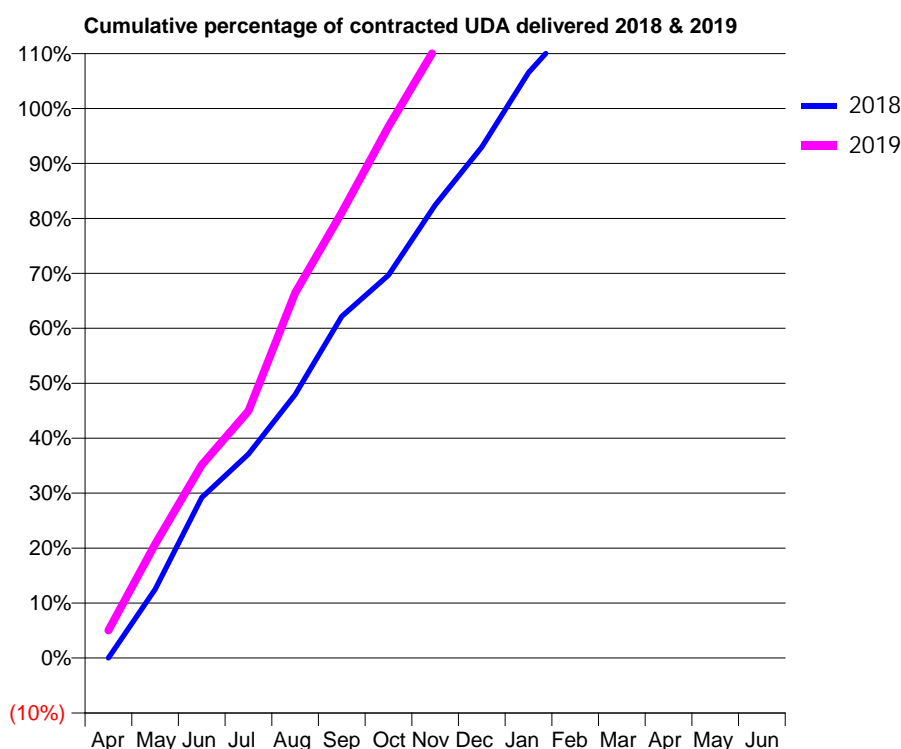
18/19 Contracted general activity (UDA)	1,600
Carry forward general activity (UDA)	0
18/19 Contracted orthodontic activity (UOA)	0
Carry forward orthodontic activity (UOA)	0
Baseline contract value	£0.00

### ACCESS\*

Patients seen in 24 months	Total	Change since previous quarter
Quarter ending March 2018	1,091	
Quarter ending June 2018	1,159	↑
Quarter ending September 2018	1,209	↑
Quarter ending December 2018	1,253	↑
Quarter ending March 2019	1,333	↑
<b>Variance since March 2018</b>	<b>22.2%</b>	<b>↑</b>



### ACTIVITY



Adjusted Scheduled Activity (UDA)		
Month	2018	2019
April	0	80
May	200	332
June	467	562
July	594	719
August	767	1,063
September	995	1,297
October	1,115	1,547
November	1,319	1,776
December	1,488	2,009
January	1,704	2,152
February	1,854	2,453
March	2,079	2,742
April	2,172	2,880
May	2,190	2,880
June	2,184	2,880

### QUALITY

	Quantity	Base Number	Contract	LHB	Wales
% of FP17s for the same patient ID Re-attending within 3 months - Children	18	295	6.1%	8.5%	10.8%
% of FP17s for the same patient ID Re-attending within 3 months - Adults	167	1,233	13.5%	13.7%	15.7%
% of FP17s for the same patient ID Re-attending between 3 & 9 months - Children	23	295	7.8%	53.7%	59.7%
% of FP17s for the same patient ID Re-attending between 3 & 9 months - Adults	239	1,233	19.4%	51.6%	55.5%
% of FP17s for Band 1 Urgent Courses	670	1,570	42.7%	10.3%	9.0%
% of FP17s Relating to Free Repair or Replacements	3	1,570	0.2%	0.6%	0.7%
% of FP17s Relating to Continuations	0	1,570	0.0%	1.2%	0.7%
% of Patients satisfied with the dentistry they have received	8	9	N/A	93.3%	92.4%
% of Patients satisfied with the time they had to wait for an appointment	6	9	N/A	85.7%	87.1%

\* This is based on patients treated on this contract for their most recent course of treatment.

Figures in italics indicate the base number of FP17s or Patient Questionnaire responses are less than 100. N/A is shown where the base number of responses is less than 10 during the period. % is calculated as Quantity/Base number\*100

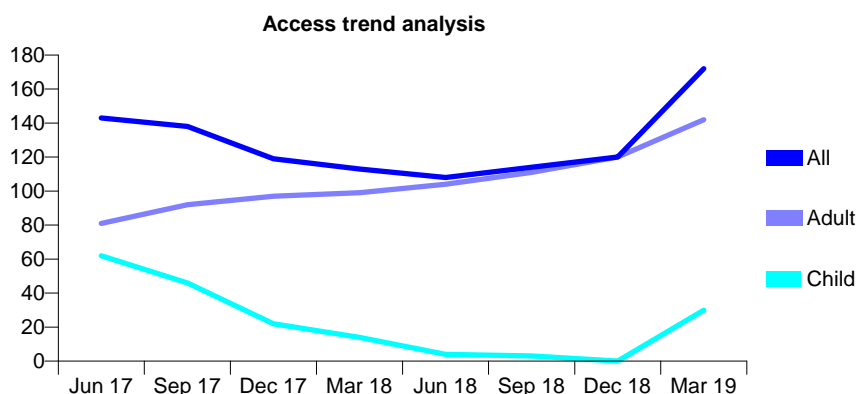
## 7A7 - Vital Signs At a Glance Contract Report for 154431/0002 - Year end March 2019

Name or company name	Powys Local Health Board
Contract type name	PDS Contract
Purpose of contract	General
Contract start date	01/08/2011
Contract end date	31/07/2021

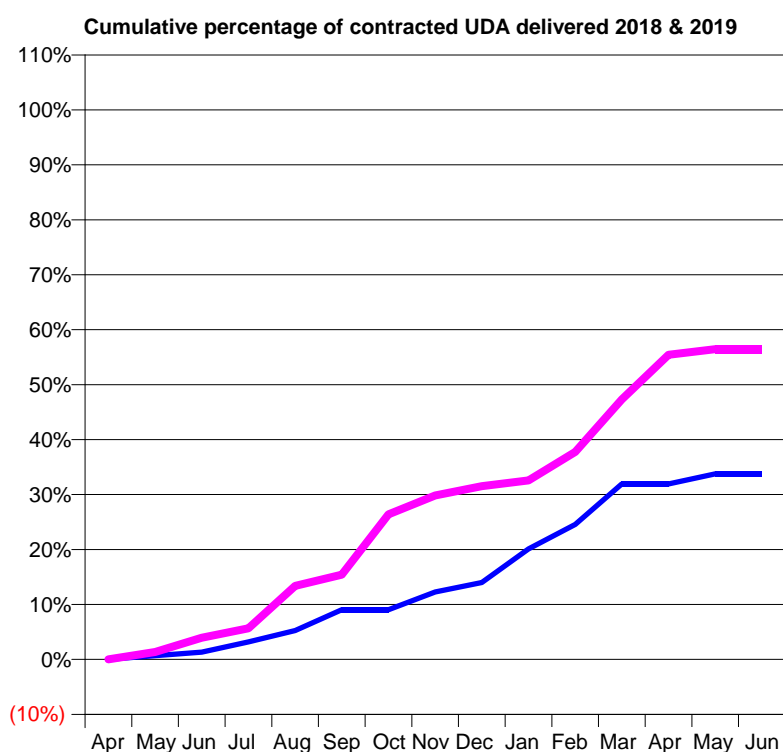
18/19 Contracted general activity (UDA)	350
Carry forward general activity (UDA)	0
18/19 Contracted orthodontic activity (UOA)	0
Carry forward orthodontic activity (UOA)	0
Baseline contract value	£0.00

### ACCESS\*

Patients seen in 24 months	Total	Change since previous quarter
Quarter ending March 2018	113	
Quarter ending June 2018	108	↓
Quarter ending September 2018	114	↑
Quarter ending December 2018	120	↑
Quarter ending March 2019	172	↑
<b>Variance since March 2018</b>	<b>52.2%</b>	<b>↑</b>



### ACTIVITY



Adjusted Scheduled Activity (UDA)		
Month	2018	2019
April	0	0
May	2	5
June	5	14
July	11	20
August	18	47
September	32	54
October	32	92
November	43	104
December	49	110
January	70	114
February	86	132
March	112	166
April	112	194
May	118	198
June	118	198

### QUALITY

	Quantity	Base Number	Contract	LHB	Wales
% of FP17s for the same patient ID Re-attending within 3 months - Children	0	18	0.0%	8.5%	10.8%
% of FP17s for the same patient ID Re-attending within 3 months - Adults	2	130	1.5%	13.7%	15.7%
% of FP17s for the same patient ID Re-attending between 3 & 9 months - Children	0	18	0.0%	53.7%	59.7%
% of FP17s for the same patient ID Re-attending between 3 & 9 months - Adults	2	130	1.5%	51.6%	55.5%
% of FP17s for Band 1 Urgent Courses	128	165	77.6%	10.3%	9.0%
% of FP17s Relating to Free Repair or Replacements	0	165	0.0%	0.6%	0.7%
% of FP17s Relating to Continuations	0	165	0.0%	1.2%	0.7%
% of Patients satisfied with the dentistry they have received	0	1	N/A	93.3%	92.4%
% of Patients satisfied with the time they had to wait for an appointment	1	1	N/A	85.7%	87.1%

\* This is based on patients treated on this contract for their most recent course of treatment. Figures in italics indicate the base number of FP17s or Patient Questionnaire responses are less than 100. N/A is shown where the base number of responses is less than 10 during the period. % is calculated as Quantity/Base number\*100

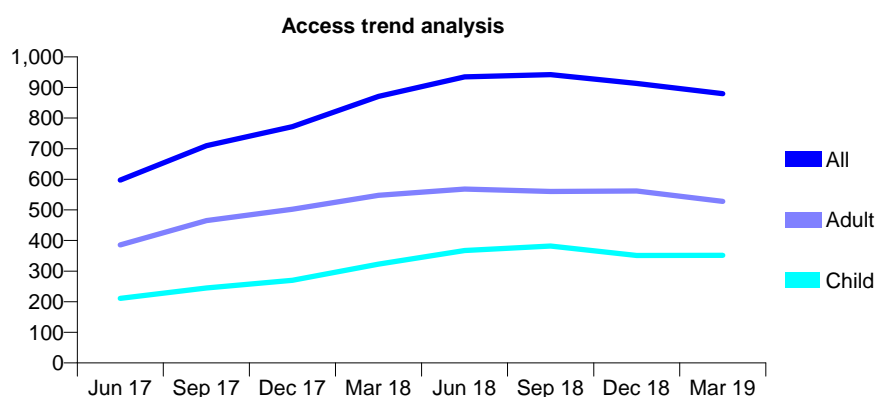
## 7A7 - Vital Signs At a Glance Contract Report for 154431/0003 - Year end March 2019

Name or company name	Powys Local Health Board
Contract type name	PDS Contract
Purpose of contract	General
Contract start date	01/08/2011
Contract end date	31/07/2021

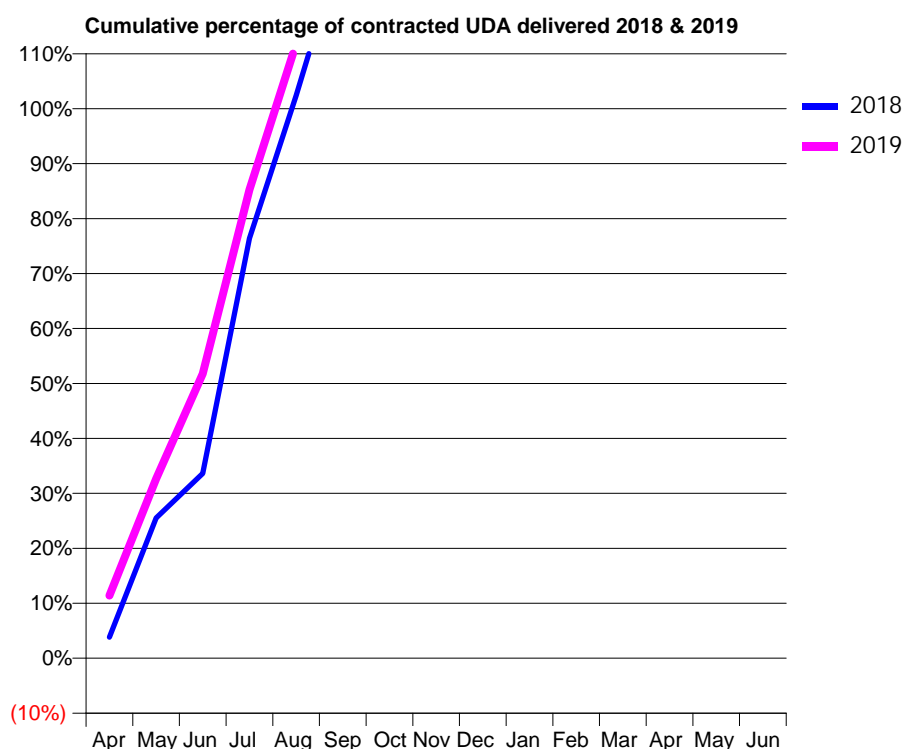
18/19 Contracted general activity (UDA)	700
Carry forward general activity (UDA)	0
18/19 Contracted orthodontic activity (UOA)	0
Carry forward orthodontic activity (UOA)	0
Baseline contract value	£0.00

### ACCESS\*

Patients seen in 24 months	Total	Change since previous quarter
Quarter ending March 2018	871	
Quarter ending June 2018	935	↑
Quarter ending September 2018	942	→
Quarter ending December 2018	913	↓
Quarter ending March 2019	880	↓
<b>Variance since March 2018</b>	<b>1.0%</b>	<b>→</b>



### ACTIVITY



Adjusted Scheduled Activity (UDA)		
Month	2018	2019
April	27	80
May	179	229
June	235	362
July	535	597
August	717	783
September	913	900
October	970	1,056
November	1,138	1,175
December	1,278	1,337
January	1,563	1,515
February	1,765	1,594
March	1,969	1,824
April	2,055	1,925
May	2,051	1,925
June	2,056	1,915

### QUALITY

	Quantity	Base Number	Contract	LHB	Wales
% of FP17s for the same patient ID Re-attending within 3 months - Children	33	325	10.2%	8.5%	10.8%
% of FP17s for the same patient ID Re-attending within 3 months - Adults	102	536	19.0%	13.7%	15.7%
% of FP17s for the same patient ID Re-attending between 3 & 9 months - Children	79	325	24.3%	53.7%	59.7%
% of FP17s for the same patient ID Re-attending between 3 & 9 months - Adults	128	536	23.9%	51.6%	55.5%
% of FP17s for Band 1 Urgent Courses	247	866	28.5%	10.3%	9.0%
% of FP17s Relating to Free Repair or Replacements	1	866	0.1%	0.6%	0.7%
% of FP17s Relating to Continuations	1	866	0.1%	1.2%	0.7%
% of Patients satisfied with the dentistry they have received	8	9	N/A	93.3%	92.4%
% of Patients satisfied with the time they had to wait for an appointment	9	9	N/A	85.7%	87.1%

\* This is based on patients treated on this contract for their most recent course of treatment. Figures in italics indicate the base number of FP17s or Patient Questionnaire responses are less than 100. N/A is shown where the base number of responses is less than 10 during the period. % is calculated as Quantity/Base number\*100



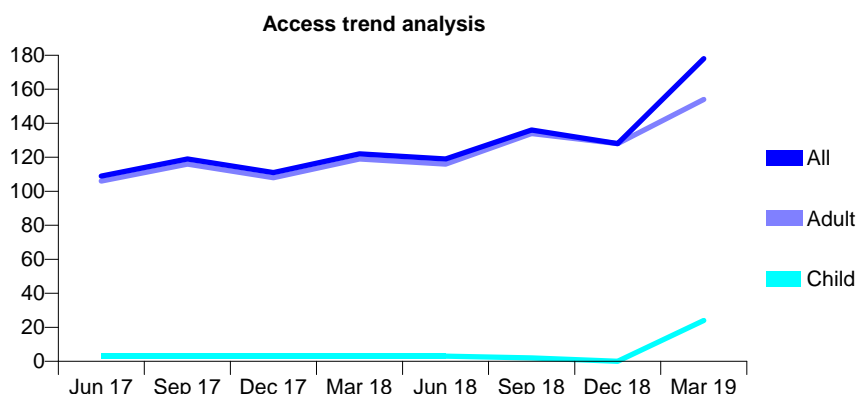
## 7A7 - Vital Signs At a Glance Contract Report for 154431/0004 - Year end March 2019

Name or company name	Powys Local Health Board
Contract type name	GDS Contract
Purpose of contract	General
Contract start date	24/10/2011
Contract end date	

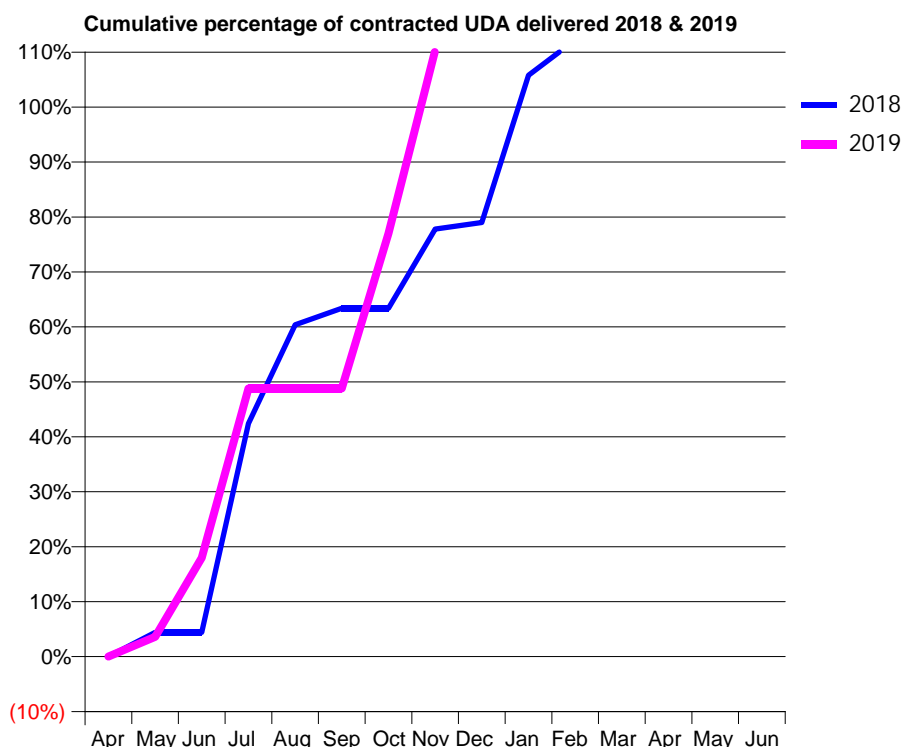
18/19 Contracted general activity (UDA)	100
Carry forward general activity (UDA)	0
18/19 Contracted orthodontic activity (UOA)	0
Carry forward orthodontic activity (UOA)	0
Baseline contract value	£0.00

### ACCESS\*

Patients seen in 24 months	Total	Change since previous quarter
Quarter ending March 2018	122	
Quarter ending June 2018	119	↓
Quarter ending September 2018	136	↑
Quarter ending December 2018	128	↓
Quarter ending March 2019	178	↑
<b>Variance since March 2018</b>	<b>45.9%</b>	<b>↑</b>



### ACTIVITY



Month	Adjusted Scheduled Activity (UDA)	
	2018	2019
April	0	0
May	4	4
June	4	18
July	42	49
August	60	49
September	63	49
October	63	77
November	78	110
December	79	110
January	106	153
February	112	185
March	135	191
April	135	209
May	151	209
June	151	209

### QUALITY

	Quantity	Base Number	Contract	LHB	Wales
% of FP17s for the same patient ID Re-attending within 3 months - Children	0	21	0.0%	8.5%	10.8%
% of FP17s for the same patient ID Re-attending within 3 months - Adults	2	174	1.1%	13.7%	15.7%
% of FP17s for the same patient ID Re-attending between 3 & 9 months - Children	0	21	0.0%	53.7%	59.7%
% of FP17s for the same patient ID Re-attending between 3 & 9 months - Adults	6	174	3.4%	51.6%	55.5%
% of FP17s for Band 1 Urgent Courses	144	203	70.9%	10.3%	9.0%
% of FP17s Relating to Free Repair or Replacements	0	203	0.0%	0.6%	0.7%
% of FP17s Relating to Continuations	0	203	0.0%	1.2%	0.7%
% of Patients satisfied with the dentistry they have received	0	0	N/A	93.3%	92.4%
% of Patients satisfied with the time they had to wait for an appointment	0	0	N/A	85.7%	87.1%

\* This is based on patients treated on this contract for their most recent course of treatment.

Figures in *italics* indicate the base number of FP17s or Patient Questionnaire responses are less than 100. N/A is shown where the base number of responses is less than 10 during the period. % is calculated as Quantity/Base number\*100

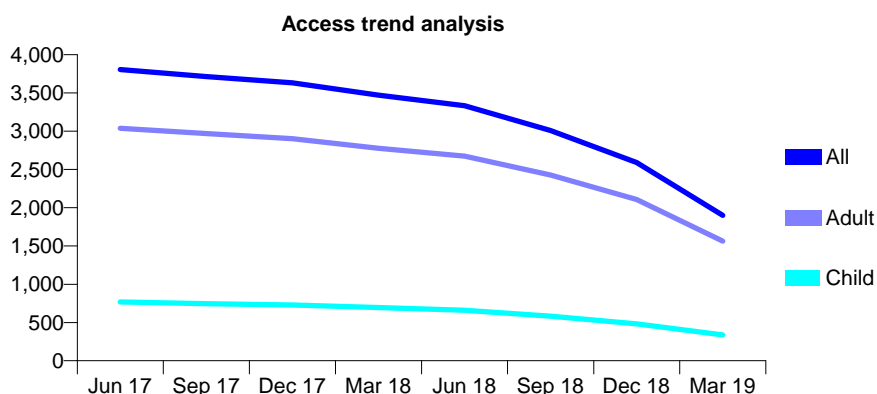
## 7A7 - Vital Signs At a Glance Contract Report for 158194/0003 - Year end March 2019

Name or company name	Denticare Ltd
Contract type name	GDS Contract
Purpose of contract	General
Contract start date	01/04/2006
Contract end date	31/08/2018

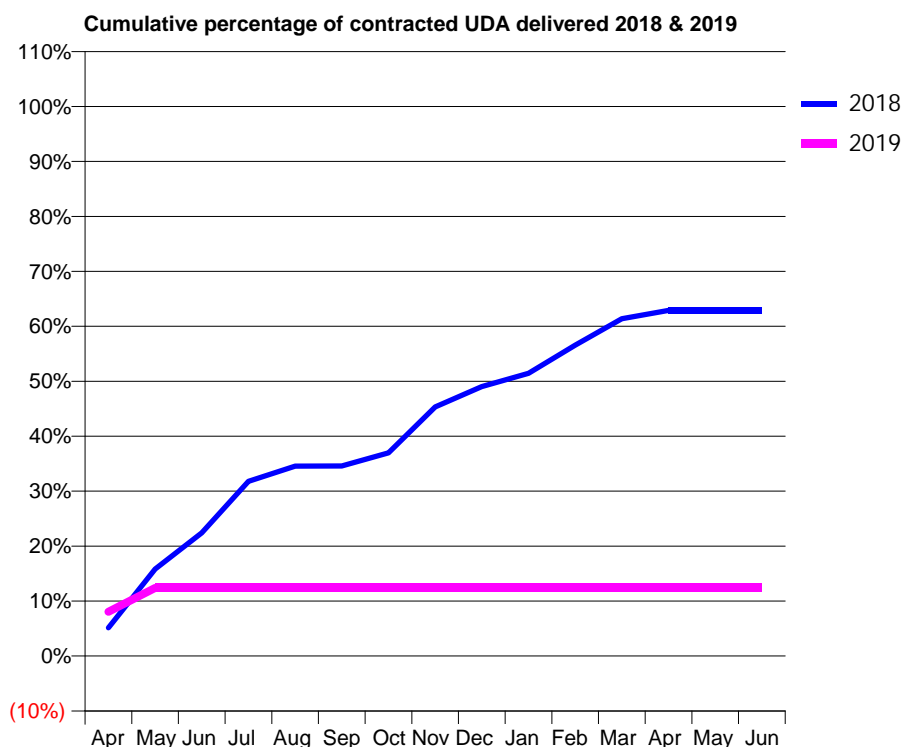
18/19 Contracted general activity (UDA)	5,000
Carry forward general activity (UDA)	0
18/19 Contracted orthodontic activity (UOA)	0
Carry forward orthodontic activity (UOA)	0
Baseline contract value	£130,569.28

### ACCESS\*

Patients seen in 24 months	Total	Change since previous quarter
Quarter ending March 2018	3,471	
Quarter ending June 2018	3,333	↓
Quarter ending September 2018	3,010	↓
Quarter ending December 2018	2,590	↓
Quarter ending March 2019	1,901	↓
<b>Variance since March 2018</b>	<b>(45.2%)</b>	<b>↓</b>



### ACTIVITY



Adjusted Scheduled Activity (UDA)		
Month	2018	2019
April	616	403
May	1,900	620
June	2,688	620
July	3,814	620
August	4,148	620
September	4,152	620
October	4,437	620
November	5,437	620
December	5,883	620
January	6,173	620
February	6,790	620
March	7,366	620
April	7,547	620
May	7,547	620
June	7,547	620

### QUALITY

	Quantity	Base Number	Contract	LHB	Wales
% of FP17s for the same patient ID Re-attending within 3 months - Children	5	28	17.9%	8.5%	10.8%
% of FP17s for the same patient ID Re-attending within 3 months - Adults	38	182	20.9%	13.7%	15.7%
% of FP17s for the same patient ID Re-attending between 3 & 9 months - Children	9	28	32.1%	53.7%	59.7%
% of FP17s for the same patient ID Re-attending between 3 & 9 months - Adults	54	182	29.7%	51.6%	55.5%
% of FP17s for Band 1 Urgent Courses	9	159	5.7%	10.3%	9.0%
% of FP17s Relating to Free Repair or Replacements	3	159	1.9%	0.6%	0.7%
% of FP17s Relating to Continuations	7	159	4.4%	1.2%	0.7%
% of Patients satisfied with the dentistry they have received	3	3	N/A	93.3%	92.4%
% of Patients satisfied with the time they had to wait for an appointment	1	3	N/A	85.7%	87.1%

\* This is based on patients treated on this contract for their most recent course of treatment.

Figures in italics indicate the base number of FP17s or Patient Questionnaire responses are less than 100. N/A is shown where the base number of responses is less than 10 during the period. % is calculated as Quantity/Base number\*100

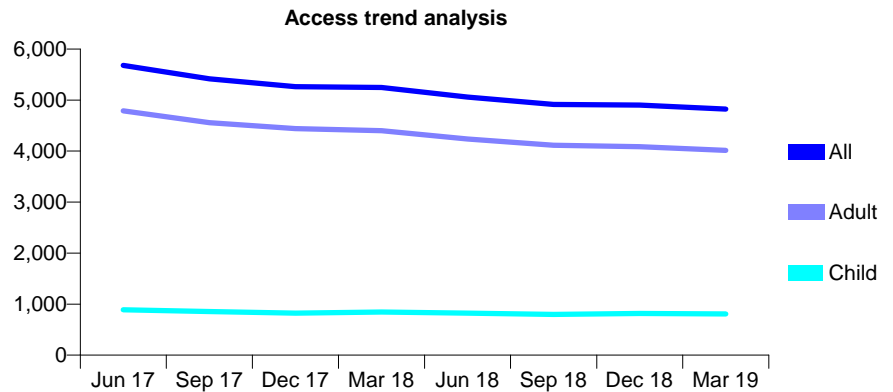
## 7A7 - Vital Signs At a Glance Contract Report for 158194/0004 - Year end March 2019

Name or company name	Denticare Ltd
Contract type name	GDS Contract
Purpose of contract	General
Contract start date	01/04/2006
Contract end date	

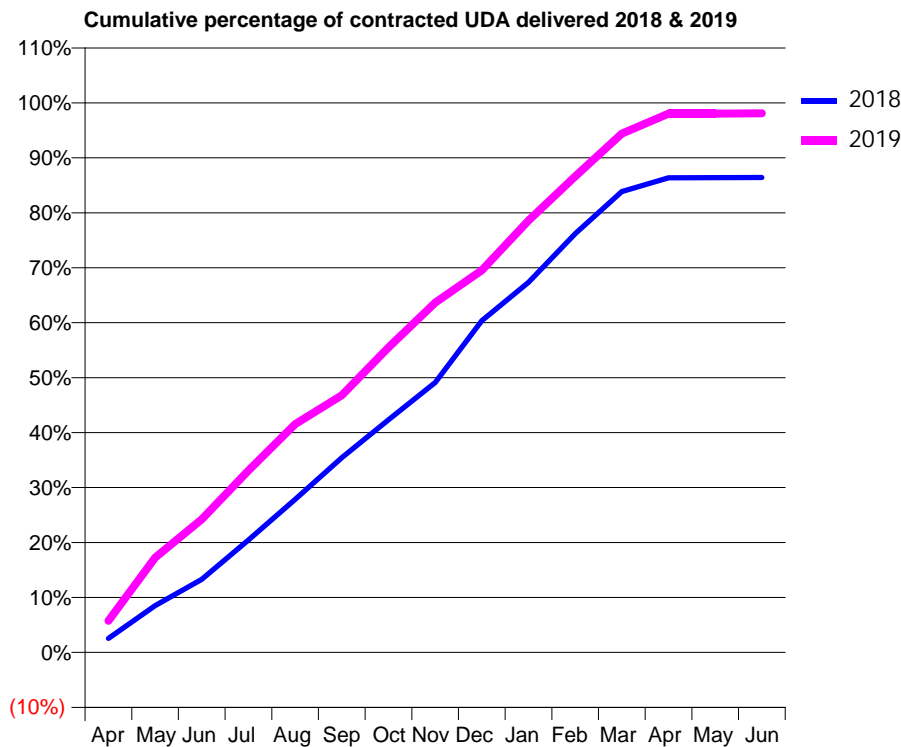
18/19 Contracted general activity (UDA)	12,000
Carry forward general activity (UDA)	0
18/19 Contracted orthodontic activity (UOA)	0
Carry forward orthodontic activity (UOA)	0
Baseline contract value	£313,329.66

### ACCESS\*

Patients seen in 24 months	Total	Change since previous quarter
Quarter ending March 2018	5,245	
Quarter ending June 2018	5,060	↓
Quarter ending September 2018	4,913	↓
Quarter ending December 2018	4,902	→
Quarter ending March 2019	4,822	↓
<b>Variance since March 2018</b>	<b>(8.1%)</b>	<b>↓</b>



### ACTIVITY



Adjusted Scheduled Activity (UDA)		
Month	2018	2019
April	410	693
May	1,364	2,072
June	2,126	2,907
July	3,274	3,972
August	4,454	4,984
September	5,671	5,613
October	6,775	6,659
November	7,861	7,636
December	9,660	8,345
January	10,778	9,432
February	12,193	10,394
March	13,417	11,329
April	13,816	11,765
May	13,826	11,765
June	13,827	11,772

### QUALITY

	Quantity	Base Number	Contract	LHB	Wales
% of FP17s for the same patient ID Re-attending within 3 months - Children	49	907	5.4%	8.5%	10.8%
% of FP17s for the same patient ID Re-attending within 3 months - Adults	472	4,426	10.7%	13.7%	15.7%
% of FP17s for the same patient ID Re-attending between 3 & 9 months - Children	393	907	43.3%	53.7%	59.7%
% of FP17s for the same patient ID Re-attending between 3 & 9 months - Adults	1,869	4,426	42.2%	51.6%	55.5%
% of FP17s for Band 1 Urgent Courses	293	5,307	5.5%	10.3%	9.0%
% of FP17s Relating to Free Repair or Replacements	21	5,307	0.4%	0.6%	0.7%
% of FP17s Relating to Continuations	74	5,307	1.4%	1.2%	0.7%
% of Patients satisfied with the dentistry they have received	59	62	95.2%	93.3%	92.4%
% of Patients satisfied with the time they had to wait for an appointment	48	62	77.4%	85.7%	87.1%

\* This is based on patients treated on this contract for their most recent course of treatment.

Figures in italics indicate the base number of FP17s or Patient Questionnaire responses are less than 100. N/A is shown where the base number of responses is less than 10 during the period. % is calculated as Quantity/Base number\*100

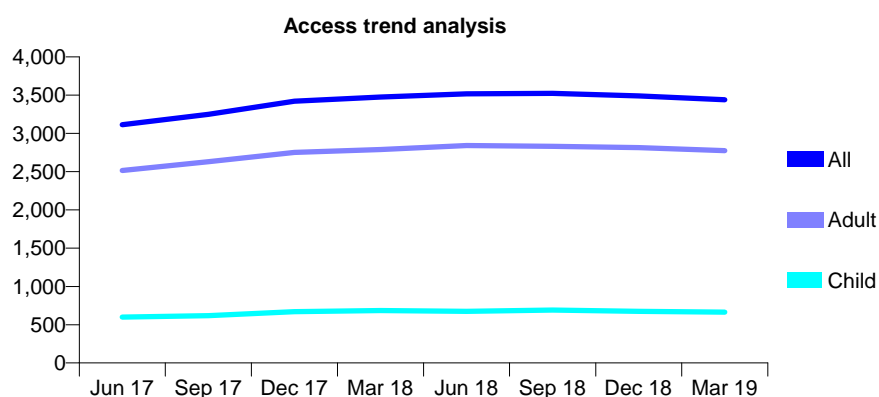
## 7A7 - Vital Signs At a Glance Contract Report for 158194/0010 - Year end March 2019

Name or company name	Denticare Ltd
Contract type name	GDS Contract
Purpose of contract	General
Contract start date	01/04/2006
Contract end date	

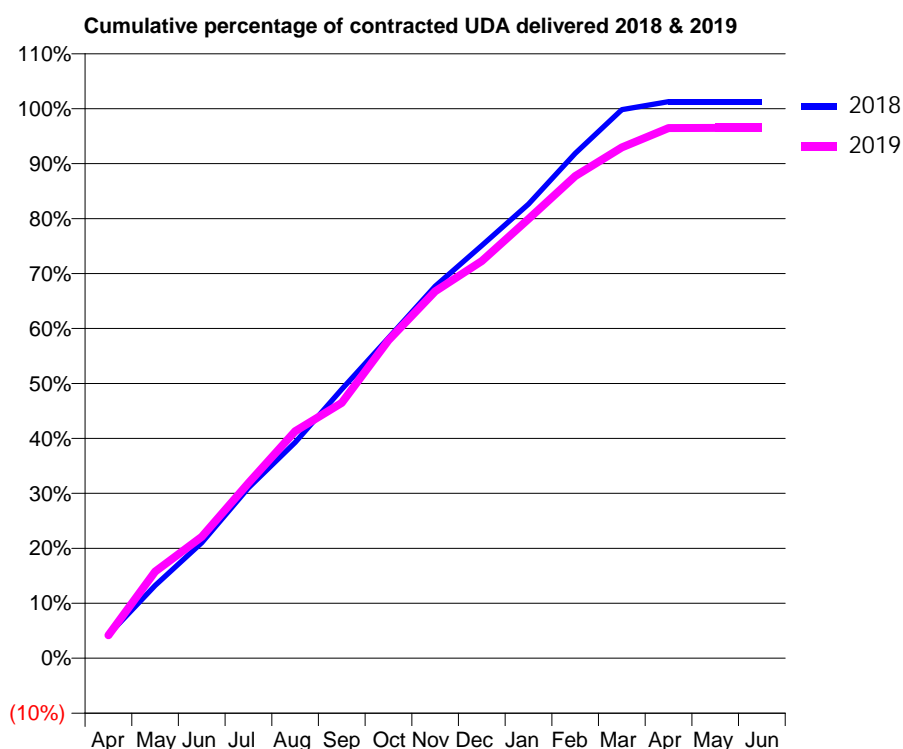
18/19 Contracted general activity (UDA)	11,500
Carry forward general activity (UDA)	-120
18/19 Contracted orthodontic activity (UOA)	0
Carry forward orthodontic activity (UOA)	0
Baseline contract value	£300,268.09

### ACCESS\*

Patients seen in 24 months	Total	Change since previous quarter
Quarter ending March 2018	3,474	
Quarter ending June 2018	3,517	→
Quarter ending September 2018	3,523	→
Quarter ending December 2018	3,490	→
Quarter ending March 2019	3,439	↓
<b>Variance since March 2018</b>	<b>(1.0%)</b>	<b>↓</b>



### ACTIVITY



Adjusted Scheduled Activity (UDA)		
Month	2018	2019
April	408	482
May	1,257	1,812
June	1,997	2,542
July	2,946	3,665
August	3,730	4,750
September	4,648	5,343
October	5,538	6,651
November	6,431	7,678
December	7,134	8,309
January	7,850	9,192
February	8,726	10,089
March	9,483	10,691
April	9,620	11,094
May	9,620	11,097
June	9,620	11,097

### QUALITY

	Quantity	Base Number	Contract	LHB	Wales
% of FP17s for the same patient ID Re-attending within 3 months - Children	79	978	8.1%	8.5%	10.8%
% of FP17s for the same patient ID Re-attending within 3 months - Adults	583	3,911	14.9%	13.7%	15.7%
% of FP17s for the same patient ID Re-attending between 3 & 9 months - Children	642	978	65.6%	53.7%	59.7%
% of FP17s for the same patient ID Re-attending between 3 & 9 months - Adults	2,210	3,911	56.5%	51.6%	55.5%
% of FP17s for Band 1 Urgent Courses	465	5,011	9.3%	10.3%	9.0%
% of FP17s Relating to Free Repair or Replacements	27	5,011	0.5%	0.6%	0.7%
% of FP17s Relating to Continuations	77	5,011	1.5%	1.2%	0.7%
% of Patients satisfied with the dentistry they have received	40	41	97.6%	93.3%	92.4%
% of Patients satisfied with the time they had to wait for an appointment	35	41	85.4%	85.7%	87.1%

\* This is based on patients treated on this contract for their most recent course of treatment. Figures in italics indicate the base number of FP17s or Patient Questionnaire responses are less than 100. N/A is shown where the base number of responses is less than 10 during the period. % is calculated as Quantity/Base number\*100

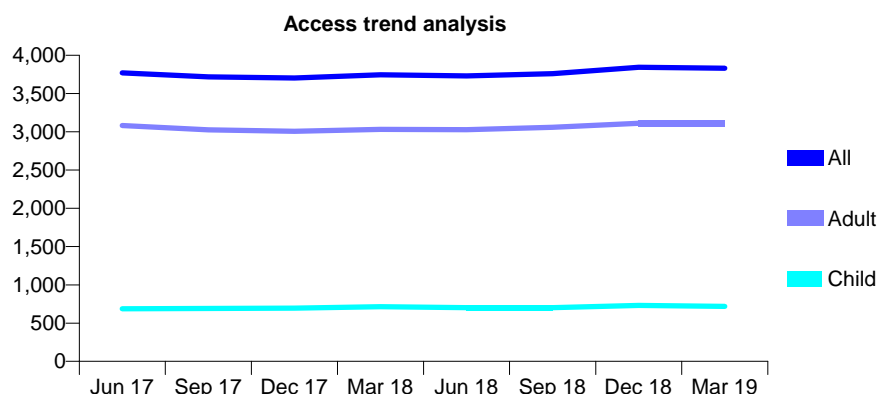
## 7A7 - Vital Signs At a Glance Contract Report for 158194/0022 - Year end March 2019

Name or company name	Denticare Ltd
Contract type name	GDS Contract
Purpose of contract	General
Contract start date	15/12/2008
Contract end date	

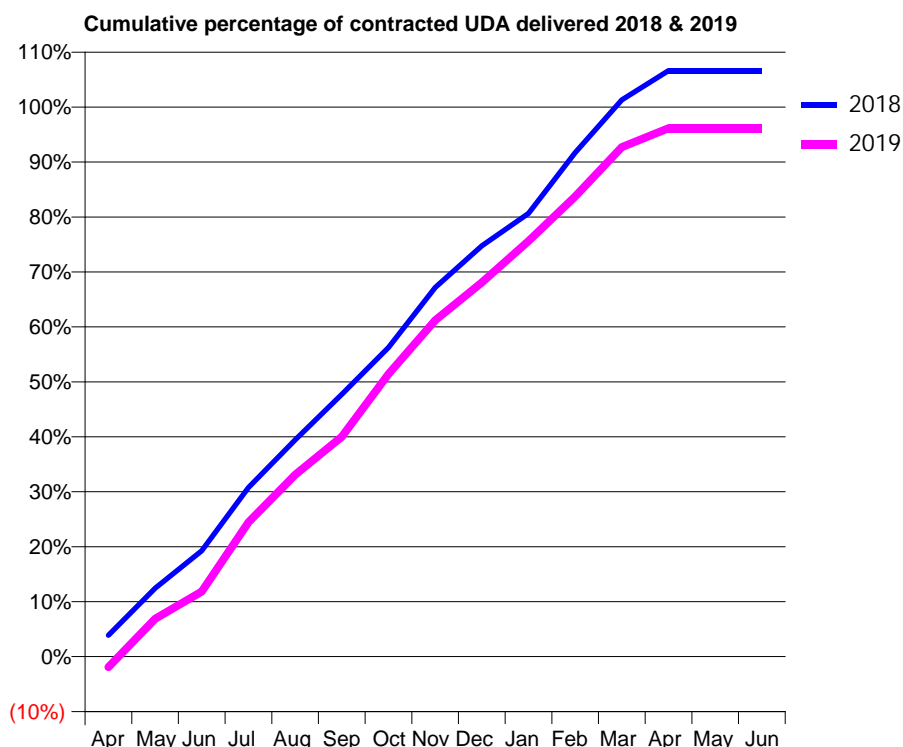
18/19 Contracted general activity (UDA)	12,000
Carry forward general activity (UDA)	550
18/19 Contracted orthodontic activity (UOA)	0
Carry forward orthodontic activity (UOA)	0
Baseline contract value	£313,323.22

### ACCESS\*

Patients seen in 24 months	Total	Change since previous quarter
Quarter ending March 2018	3,745	
Quarter ending June 2018	3,730	→
Quarter ending September 2018	3,761	→
Quarter ending December 2018	3,842	↑
Quarter ending March 2019	3,830	→
<b>Variance since March 2018</b>	<b>2.3%</b>	<b>↑</b>



### ACTIVITY



Adjusted Scheduled Activity (UDA)		
Month	2018	2019
April	429	-230
May	1,370	829
June	2,117	1,421
July	3,385	2,934
August	4,339	3,971
September	5,248	4,802
October	6,188	6,170
November	7,389	7,344
December	8,221	8,171
January	8,872	9,077
February	10,090	10,049
March	11,144	11,127
April	11,728	11,538
May	11,731	11,537
June	11,731	11,537

### QUALITY

	Quantity	Base Number	Contract	LHB	Wales
% of FP17s for the same patient ID Re-attending within 3 months - Children	71	1,158	6.1%	8.5%	10.8%
% of FP17s for the same patient ID Re-attending within 3 months - Adults	685	4,802	14.3%	13.7%	15.7%
% of FP17s for the same patient ID Re-attending between 3 & 9 months - Children	733	1,158	63.3%	53.7%	59.7%
% of FP17s for the same patient ID Re-attending between 3 & 9 months - Adults	2,504	4,802	52.1%	51.6%	55.5%
% of FP17s for Band 1 Urgent Courses	429	5,911	7.3%	10.3%	9.0%
% of FP17s Relating to Free Repair or Replacements	42	5,911	0.7%	0.6%	0.7%
% of FP17s Relating to Continuations	102	5,911	1.7%	1.2%	0.7%
% of Patients satisfied with the dentistry they have received	50	51	98.0%	93.3%	92.4%
% of Patients satisfied with the time they had to wait for an appointment	48	51	94.1%	85.7%	87.1%

\* This is based on patients treated on this contract for their most recent course of treatment.  
 Figures in *italics* indicate the base number of FP17s or Patient Questionnaire responses are less than 100. N/A is shown where the base number of responses is less than 10 during the period. % is calculated as Quantity/Base number\*100

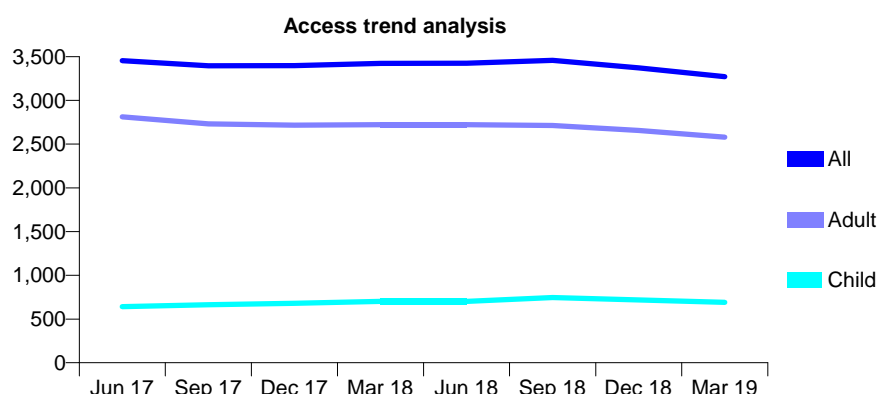
## 7A7 - Vital Signs At a Glance Contract Report for 158194/0024 - Year end March 2019

Name or company name	Denticare Ltd
Contract type name	GDS Contract
Purpose of contract	General
Contract start date	01/07/2009
Contract end date	

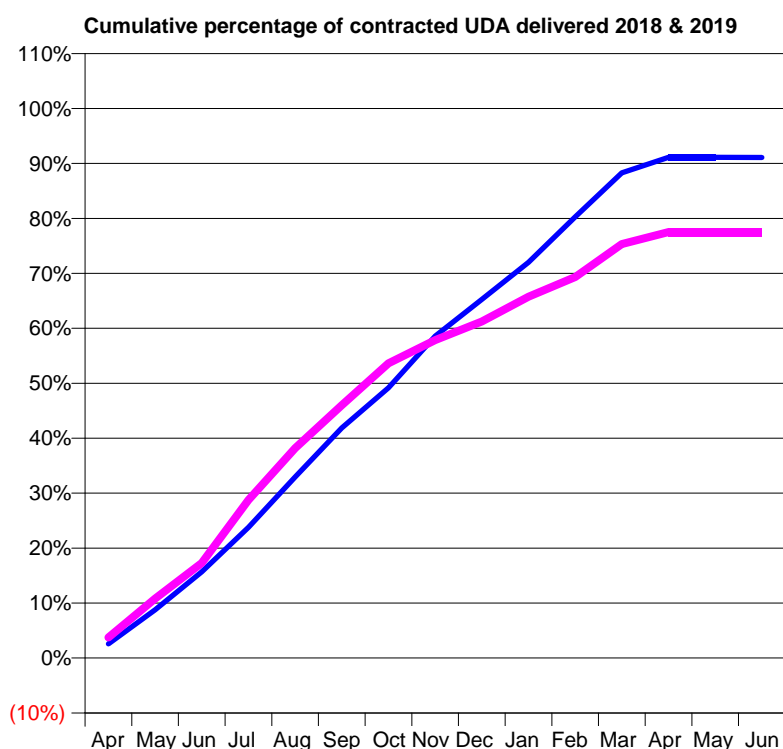
18/19 Contracted general activity (UDA)	11,000
Carry forward general activity (UDA)	0
18/19 Contracted orthodontic activity (UOA)	0
Carry forward orthodontic activity (UOA)	0
Baseline contract value	£287,205.49

### ACCESS\*

Patients seen in 24 months	Total	Change since previous quarter
Quarter ending March 2018	3,423	
Quarter ending June 2018	3,424	→
Quarter ending September 2018	3,458	→
Quarter ending December 2018	3,373	↓
Quarter ending March 2019	3,271	↓
<b>Variance since March 2018</b>	<b>(4.4%)</b>	<b>↓</b>



### ACTIVITY



Adjusted Scheduled Activity (UDA)		
Month	2018	2019
April	285	412
May	967	1,191
June	1,725	1,902
July	2,617	3,165
August	3,627	4,201
September	4,607	5,059
October	5,409	5,899
November	6,442	6,364
December	7,176	6,736
January	7,920	7,233
February	8,829	7,625
March	9,710	8,285
April	10,022	8,528
May	10,021	8,528
June	10,020	8,528

### QUALITY

	Quantity	Base Number	Contract	LHB	Wales
% of FP17s for the same patient ID Re-attending within 3 months - Children	79	881	9.0%	8.5%	10.8%
% of FP17s for the same patient ID Re-attending within 3 months - Adults	774	3,841	20.2%	13.7%	15.7%
% of FP17s for the same patient ID Re-attending between 3 & 9 months - Children	527	881	59.8%	53.7%	59.7%
% of FP17s for the same patient ID Re-attending between 3 & 9 months - Adults	2,096	3,841	54.6%	51.6%	55.5%
% of FP17s for Band 1 Urgent Courses	709	4,694	15.1%	10.3%	9.0%
% of FP17s Relating to Free Repair or Replacements	98	4,694	2.1%	0.6%	0.7%
% of FP17s Relating to Continuations	116	4,694	2.5%	1.2%	0.7%
% of Patients satisfied with the dentistry they have received	37	41	90.2%	93.3%	92.4%
% of Patients satisfied with the time they had to wait for an appointment	32	41	78.0%	85.7%	87.1%

\* This is based on patients treated on this contract for their most recent course of treatment.

Figures in italics indicate the base number of FP17s or Patient Questionnaire responses are less than 100. N/A is shown where the base number of responses is less than 10 during the period. % is calculated as Quantity/Base number\*100

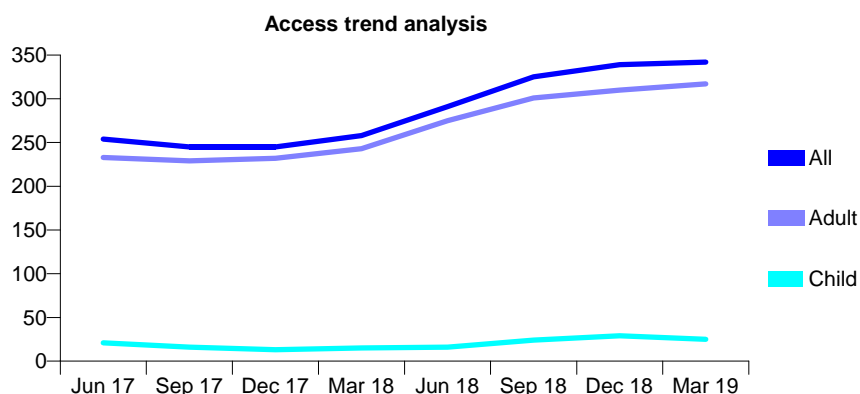
## 7A7 - Vital Signs At a Glance Contract Report for 158194/0026 - Year end March 2019

Name or company name	Denticare Ltd
Contract type name	PDS Contract
Purpose of contract	General
Contract start date	01/11/2010
Contract end date	31/10/2020

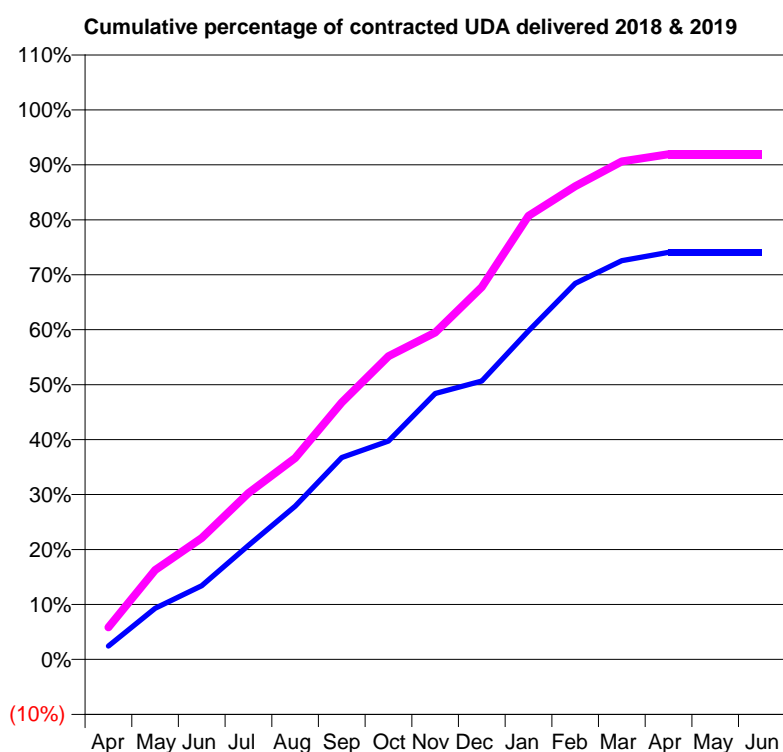
18/19 Contracted general activity (UDA)	638
Carry forward general activity (UDA)	0
18/19 Contracted orthodontic activity (UOA)	0
Carry forward orthodontic activity (UOA)	0
Baseline contract value	£70,935.84

### ACCESS\*

Patients seen in 24 months	Total	Change since previous quarter
Quarter ending March 2018	258	
Quarter ending June 2018	291	↑
Quarter ending September 2018	325	↑
Quarter ending December 2018	339	↑
Quarter ending March 2019	342	→
<b>Variance since March 2018</b>	<b>32.6%</b>	<b>↑</b>



### ACTIVITY



Adjusted Scheduled Activity (UDA)		
Month	2018	2019
April	16	37
May	59	104
June	86	141
July	132	193
August	178	234
September	234	298
October	254	352
November	309	380
December	323	432
January	381	515
February	437	549
March	463	578
April	473	587
May	473	587
June	473	587

### QUALITY

	Quantity	Base Number	Contract	LHB	Wales
% of FP17s for the same patient ID Re-attending within 3 months - Children	0	48	0.0%	8.5%	10.8%
% of FP17s for the same patient ID Re-attending within 3 months - Adults	9	448	2.0%	13.7%	15.7%
% of FP17s for the same patient ID Re-attending between 3 & 9 months - Children	0	48	0.0%	53.7%	59.7%
% of FP17s for the same patient ID Re-attending between 3 & 9 months - Adults	9	448	2.0%	51.6%	55.5%
% of FP17s for Band 1 Urgent Courses	482	496	97.2%	10.3%	9.0%
% of FP17s Relating to Free Repair or Replacements	0	496	0.0%	0.6%	0.7%
% of FP17s Relating to Continuations	0	496	0.0%	1.2%	0.7%
% of Patients satisfied with the dentistry they have received	7	8	N/A	93.3%	92.4%
% of Patients satisfied with the time they had to wait for an appointment	7	8	N/A	85.7%	87.1%

\* This is based on patients treated on this contract for their most recent course of treatment. Figures in italics indicate the base number of FP17s or Patient Questionnaire responses are less than 100. N/A is shown where the base number of responses is less than 10 during the period. % is calculated as Quantity/Base number\*100



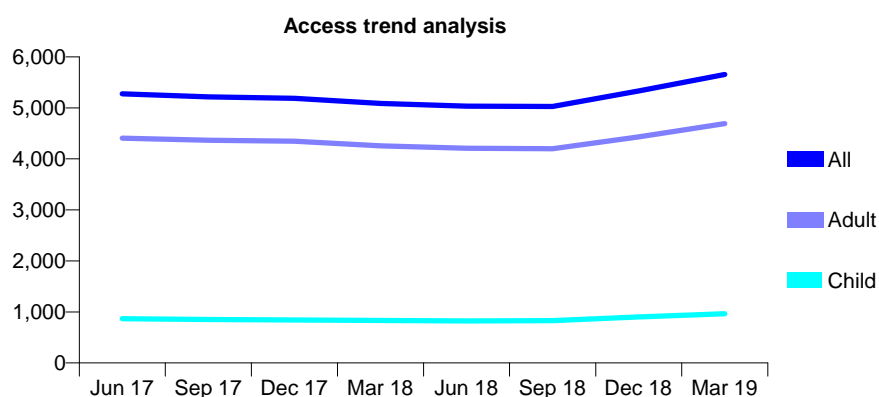
## 7A7 - Vital Signs At a Glance Contract Report for 193267/0001 - Year end March 2019

Name or company name	Dr DG Evans and Dr JC Evans
Contract type name	GDS Contract
Purpose of contract	General
Contract start date	01/04/2006
Contract end date	

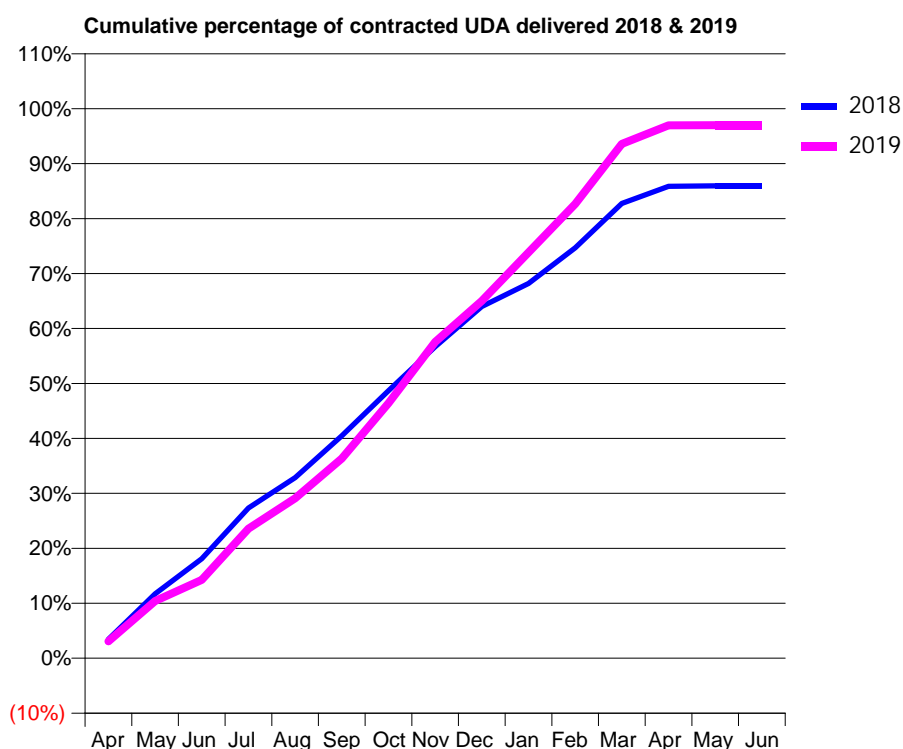
18/19 Contracted general activity (UDA)	14,417
Carry forward general activity (UDA)	0
18/19 Contracted orthodontic activity (UOA)	0
Carry forward orthodontic activity (UOA)	0
Baseline contract value	£376,483.48

### ACCESS\*

Patients seen in 24 months	Total	Change since previous quarter
Quarter ending March 2018	5,087	
Quarter ending June 2018	5,034	↓
Quarter ending September 2018	5,028	→
Quarter ending December 2018	5,333	↑
Quarter ending March 2019	5,655	↑
<b>Variance since March 2018</b>	<b>11.2%</b>	<b>↑</b>



### ACTIVITY



Adjusted Scheduled Activity (UDA)		
Month	2018	2019
April	531	444
May	1,809	1,503
June	2,790	2,055
July	4,215	3,400
August	5,068	4,195
September	6,239	5,240
October	7,505	6,689
November	8,742	8,301
December	9,866	9,374
January	10,515	10,643
February	11,512	11,917
March	12,754	13,492
April	13,237	13,977
May	13,250	13,981
June	13,251	13,981

### QUALITY

	Quantity	Base Number	Contract	LHB	Wales
% of FP17s for the same patient ID Re-attending within 3 months - Children	65	1,313	5.0%	8.5%	10.8%
% of FP17s for the same patient ID Re-attending within 3 months - Adults	934	7,035	13.3%	13.7%	15.7%
% of FP17s for the same patient ID Re-attending between 3 & 9 months - Children	658	1,313	50.1%	53.7%	59.7%
% of FP17s for the same patient ID Re-attending between 3 & 9 months - Adults	3,822	7,035	54.3%	51.6%	55.5%
% of FP17s for Band 1 Urgent Courses	770	8,285	9.3%	10.3%	9.0%
% of FP17s Relating to Free Repair or Replacements	58	8,285	0.7%	0.6%	0.7%
% of FP17s Relating to Continuations	93	8,285	1.1%	1.2%	0.7%
% of Patients satisfied with the dentistry they have received	74	75	98.7%	93.3%	92.4%
% of Patients satisfied with the time they had to wait for an appointment	70	75	93.3%	85.7%	87.1%

\* This is based on patients treated on this contract for their most recent course of treatment.

Figures in italics indicate the base number of FP17s or Patient Questionnaire responses are less than 100. N/A is shown where the base number of responses is less than 10 during the period. % is calculated as Quantity/Base number\*100

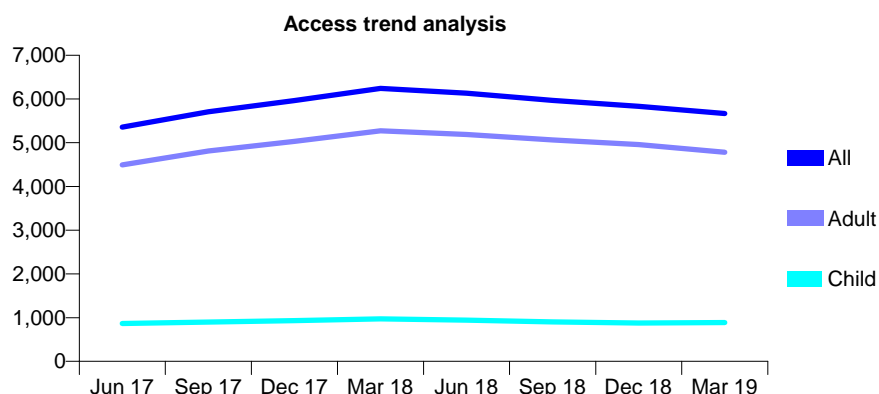
## 7A7 - Vital Signs At a Glance Contract Report for 208248/0002 - Year end March 2019

Name or company name	The Martin Partnership
Contract type name	Pilot Contract
Purpose of contract	General
Contract start date	21/12/2015
Contract end date	

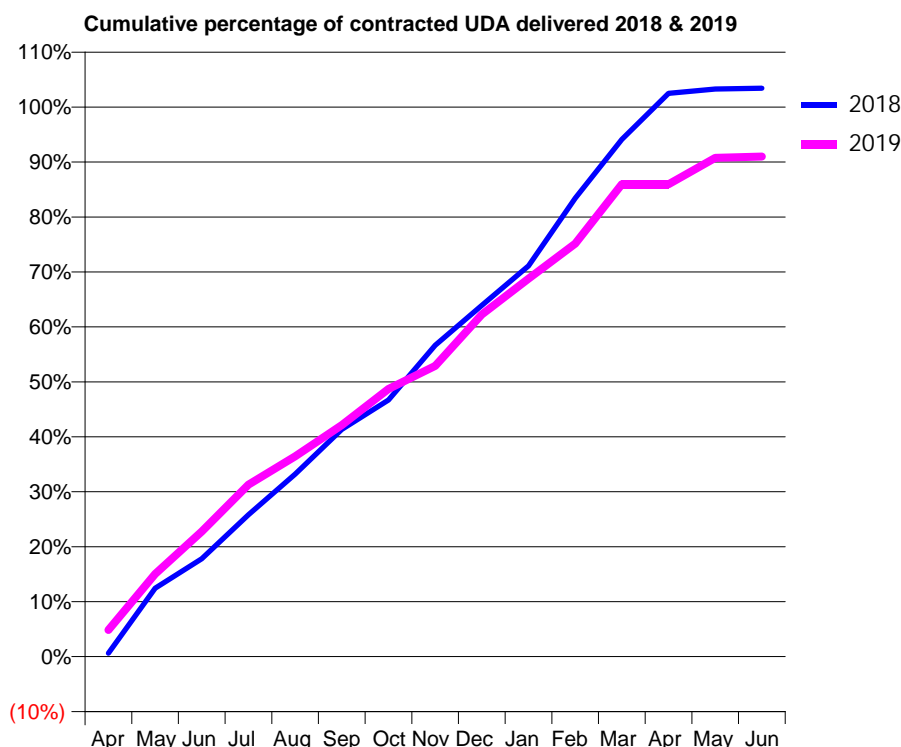
18/19 Contracted general activity (UDA)	15,546
Carry forward general activity (UDA)	-562
18/19 Contracted orthodontic activity (UOA)	0
Carry forward orthodontic activity (UOA)	0
Baseline contract value	£418,194.59

### ACCESS\*

Patients seen in 24 months	Total	Change since previous quarter
Quarter ending March 2018	6,242	
Quarter ending June 2018	6,131	↓
Quarter ending September 2018	5,967	↓
Quarter ending December 2018	5,834	↓
Quarter ending March 2019	5,668	↓
<b>Variance since March 2018</b>	<b>(9.2%)</b>	<b>↓</b>



### ACTIVITY



Adjusted Scheduled Activity (UDA)		
Month	2018	2019
April	105	754
May	2,040	2,337
June	2,918	3,536
July	4,228	4,866
August	5,435	5,667
September	6,765	6,551
October	7,641	7,574
November	9,272	8,222
December	10,459	9,679
January	11,637	10,690
February	13,652	11,682
March	15,399	13,362
April	16,771	13,362
May	16,900	14,109
June	16,926	14,145

### QUALITY

	Quantity	Base Number	Contract	LHB	Wales
% of FP17s for the same patient ID Re-attending within 3 months - Children	42	1,008	4.2%	8.5%	10.8%
% of FP17s for the same patient ID Re-attending within 3 months - Adults	663	5,728	11.6%	13.7%	15.7%
% of FP17s for the same patient ID Re-attending between 3 & 9 months - Children	362	1,008	35.9%	53.7%	59.7%
% of FP17s for the same patient ID Re-attending between 3 & 9 months - Adults	2,390	5,728	41.7%	51.6%	55.5%
% of FP17s for Band 1 Urgent Courses	674	6,490	10.4%	10.3%	9.0%
% of FP17s Relating to Free Repair or Replacements	27	6,490	0.4%	0.6%	0.7%
% of FP17s Relating to Continuations	44	6,490	0.7%	1.2%	0.7%
% of Patients satisfied with the dentistry they have received	33	36	91.7%	93.3%	92.4%
% of Patients satisfied with the time they had to wait for an appointment	33	36	91.7%	85.7%	87.1%

\* This is based on patients treated on this contract for their most recent course of treatment.  
 Figures in *italics* indicate the base number of FP17s or Patient Questionnaire responses are less than 100. N/A is shown where the base number of responses is less than 10 during the period. % is calculated as Quantity/Base number\*100

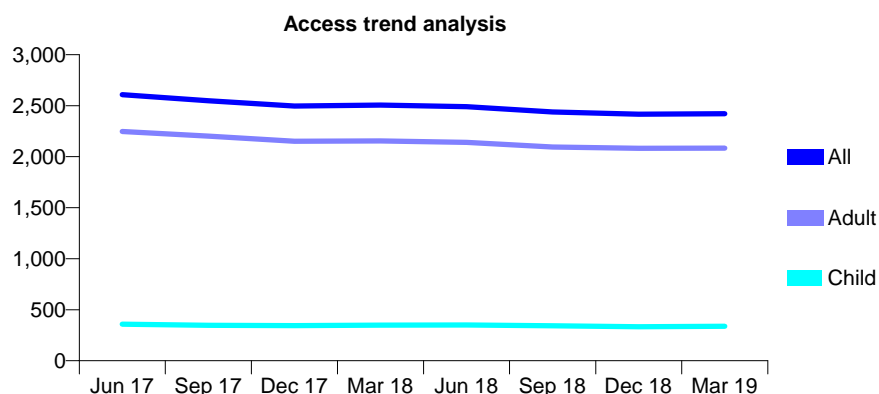
## 7A7 - Vital Signs At a Glance Contract Report for 218812/0001 - Year end March 2019

Name or company name	MR JD ROBERTS-JAMES
Contract type name	GDS Contract
Purpose of contract	General
Contract start date	01/04/2006
Contract end date	

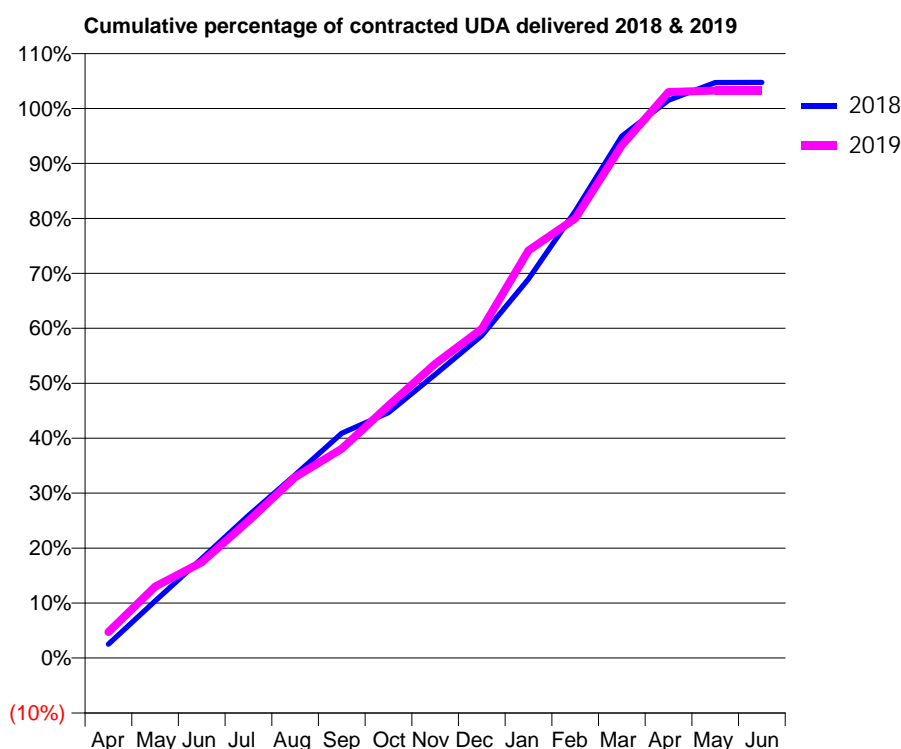
18/19 Contracted general activity (UDA)	7,456
Carry forward general activity (UDA)	-354
18/19 Contracted orthodontic activity (UOA)	0
Carry forward orthodontic activity (UOA)	0
Baseline contract value	£195,703.69

### ACCESS\*

Patients seen in 24 months	Total	Change since previous quarter
Quarter ending March 2018	2,505	
Quarter ending June 2018	2,491	→
Quarter ending September 2018	2,438	↓
Quarter ending December 2018	2,416	→
Quarter ending March 2019	2,422	→
<b>Variance since March 2018</b>	<b>(3.3%)</b>	<b>↓</b>



### ACTIVITY



Adjusted Scheduled Activity (UDA)		
Month	2018	2019
April	189	354
May	773	969
June	1,349	1,300
July	1,933	1,860
August	2,485	2,455
September	3,049	2,840
October	3,330	3,425
November	3,847	3,993
December	4,374	4,467
January	5,144	5,531
February	6,064	5,962
March	7,080	6,956
April	7,568	7,679
May	7,807	7,698
June	7,810	7,699

### QUALITY

	Quantity	Base Number	Contract	LHB	Wales
% of FP17s for the same patient ID Re-attending within 3 months - Children	29	530	5.5%	8.5%	10.8%
% of FP17s for the same patient ID Re-attending within 3 months - Adults	408	3,024	13.5%	13.7%	15.7%
% of FP17s for the same patient ID Re-attending between 3 & 9 months - Children	350	530	66.0%	53.7%	59.7%
% of FP17s for the same patient ID Re-attending between 3 & 9 months - Adults	1,716	3,024	56.7%	51.6%	55.5%
% of FP17s for Band 1 Urgent Courses	232	3,557	6.5%	10.3%	9.0%
% of FP17s Relating to Free Repair or Replacements	4	3,557	0.1%	0.6%	0.7%
% of FP17s Relating to Continuations	44	3,557	1.2%	1.2%	0.7%
% of Patients satisfied with the dentistry they have received	52	54	96.3%	93.3%	92.4%
% of Patients satisfied with the time they had to wait for an appointment	45	54	83.3%	85.7%	87.1%

\* This is based on patients treated on this contract for their most recent course of treatment.

Figures in italics indicate the base number of FP17s or Patient Questionnaire responses are less than 100. N/A is shown where the base number of responses is less than 10 during the period. % is calculated as Quantity/Base number\*100

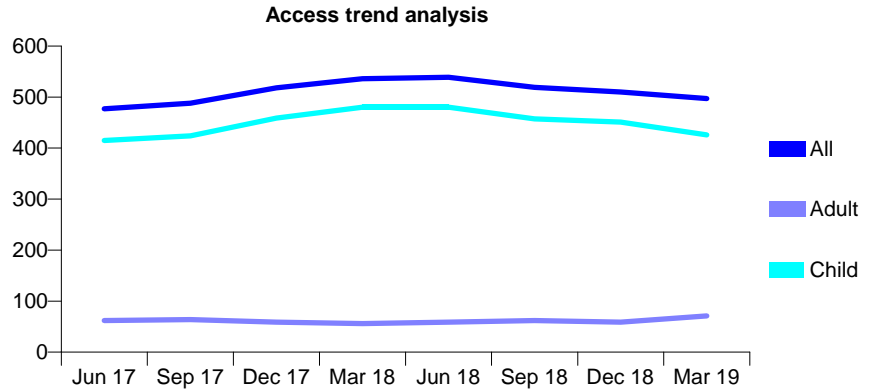
## 7A7 - Vital Signs At a Glance Contract Report for 565350/0001 - Year end March 2019

Name or company name	MR CA HIMSWORTH
Contract type name	GDS Contract
Purpose of contract	General
Contract start date	01/04/2006
Contract end date	

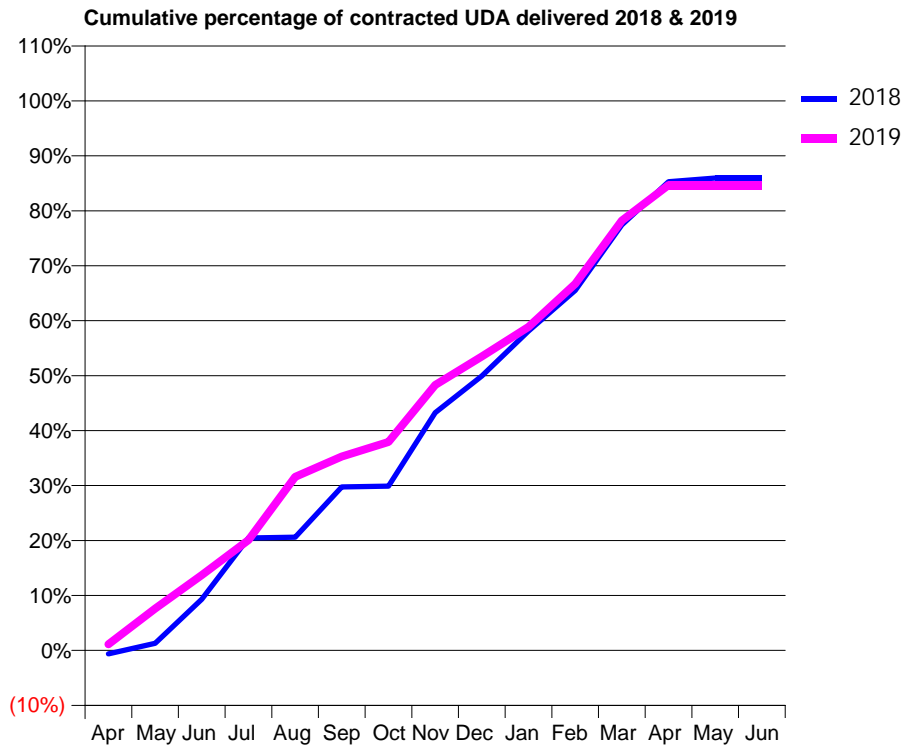
18/19 Contracted general activity (UDA)	1,250
Carry forward general activity (UDA)	0
18/19 Contracted orthodontic activity (UOA)	0
Carry forward orthodontic activity (UOA)	0
Baseline contract value	£37,562.65

### ACCESS\*

Patients seen in 24 months	Total	Change since previous quarter
Quarter ending March 2018	536	
Quarter ending June 2018	539	→
Quarter ending September 2018	519	↓
Quarter ending December 2018	510	↓
Quarter ending March 2019	497	↓
<b>Variance since March 2018</b>	<b>(7.3%)</b>	<b>↓</b>



### ACTIVITY



Adjusted Scheduled Activity (UDA)		
Month	2018	2019
April	-8	14
May	16	95
June	116	171
July	256	251
August	258	395
September	372	441
October	374	474
November	541	604
December	624	668
January	726	736
February	819	834
March	968	978
April	1,066	1,058
May	1,074	1,058
June	1,074	1,058

### QUALITY

	Quantity	Base Number	Contract	LHB	Wales
% of FP17s for the same patient ID Re-attending within 3 months - Children	110	769	14.3%	8.5%	10.8%
% of FP17s for the same patient ID Re-attending within 3 months - Adults	0	0	N/A	13.7%	15.7%
% of FP17s for the same patient ID Re-attending between 3 & 9 months - Children	465	769	60.5%	53.7%	59.7%
% of FP17s for the same patient ID Re-attending between 3 & 9 months - Adults	0	0	N/A	51.6%	55.5%
% of FP17s for Band 1 Urgent Courses	52	745	7.0%	10.3%	9.0%
% of FP17s Relating to Free Repair or Replacements	0	745	0.0%	0.6%	0.7%
% of FP17s Relating to Continuations	0	745	0.0%	1.2%	0.7%
% of Patients satisfied with the dentistry they have received	2	2	N/A	93.3%	92.4%
% of Patients satisfied with the time they had to wait for an appointment	2	2	N/A	85.7%	87.1%

\* This is based on patients treated on this contract for their most recent course of treatment. Figures in italics indicate the base number of FP17s or Patient Questionnaire responses are less than 100. N/A is shown where the base number of responses is less than 10 during the period. % is calculated as Quantity/Base number\*100

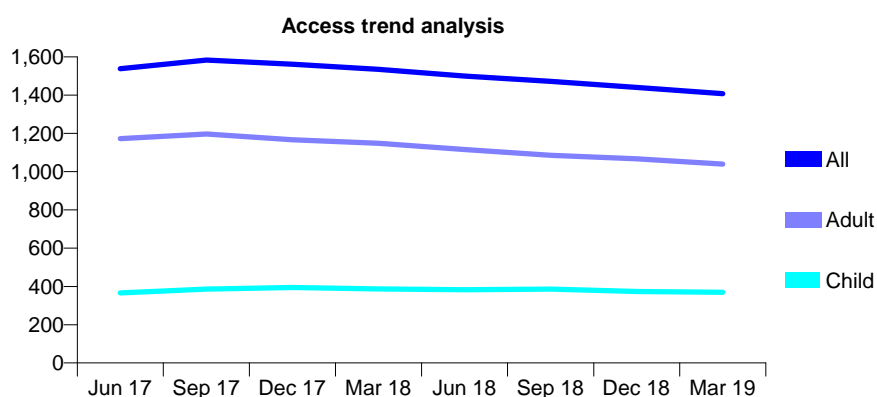
## 7A7 - Vital Signs At a Glance Contract Report for 659193/0002 - Year end March 2019

Name or company name	T&C Ichim
Contract type name	GDS Contract
Purpose of contract	General
Contract start date	03/05/2014
Contract end date	

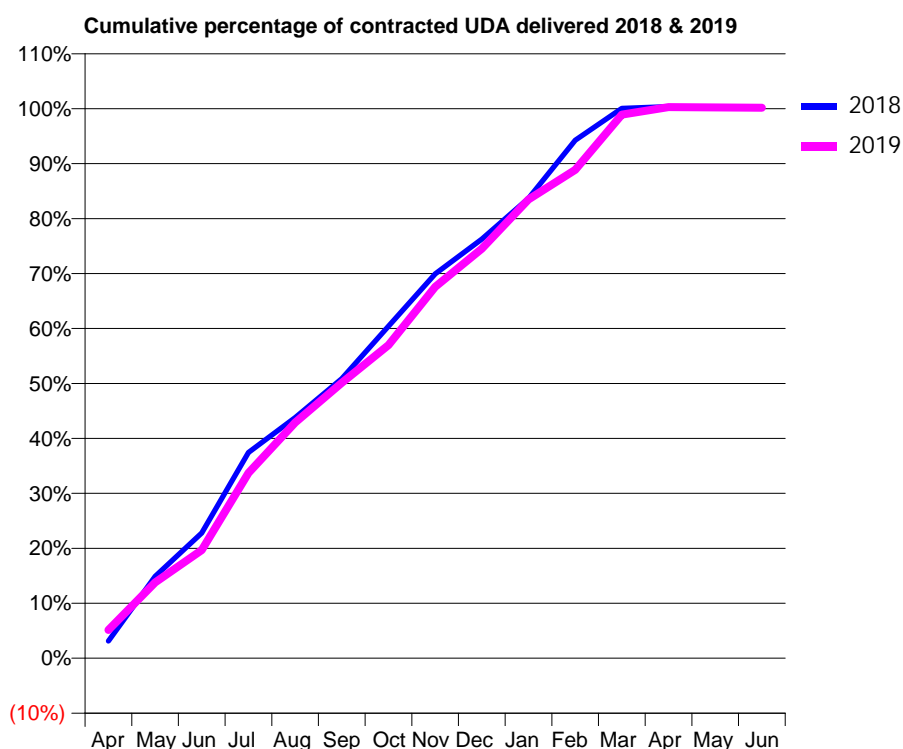
18/19 Contracted general activity (UDA)	3,370
Carry forward general activity (UDA)	-8
18/19 Contracted orthodontic activity (UOA)	0
Carry forward orthodontic activity (UOA)	0
Baseline contract value	£80,956.04

### ACCESS\*

Patients seen in 24 months	Total	Change since previous quarter
Quarter ending March 2018	1,535	
Quarter ending June 2018	1,499	↓
Quarter ending September 2018	1,472	↓
Quarter ending December 2018	1,440	↓
Quarter ending March 2019	1,408	↓
<b>Variance since March 2018</b>	<b>(8.3%)</b>	<b>↓</b>



### ACTIVITY



Adjusted Scheduled Activity (UDA)		
Month	2018	2019
April	106	173
May	502	465
June	768	663
July	1,261	1,136
August	1,476	1,446
September	1,714	1,688
October	2,036	1,920
November	2,357	2,277
December	2,570	2,511
January	2,820	2,813
February	3,176	2,995
March	3,371	3,333
April	3,382	3,379
May	3,378	3,378
June	3,378	3,375

### QUALITY

	Quantity	Base Number	Contract	LHB	Wales
% of FP17s for the same patient ID Re-attending within 3 months - Children	21	455	4.6%	8.5%	10.8%
% of FP17s for the same patient ID Re-attending within 3 months - Adults	111	1,209	9.2%	13.7%	15.7%
% of FP17s for the same patient ID Re-attending between 3 & 9 months - Children	237	455	52.1%	53.7%	59.7%
% of FP17s for the same patient ID Re-attending between 3 & 9 months - Adults	498	1,209	41.2%	51.6%	55.5%
% of FP17s for Band 1 Urgent Courses	31	1,675	1.9%	10.3%	9.0%
% of FP17s Relating to Free Repair or Replacements	10	1,675	0.6%	0.6%	0.7%
% of FP17s Relating to Continuations	0	1,675	0.0%	1.2%	0.7%
% of Patients satisfied with the dentistry they have received	15	16	93.8%	93.3%	92.4%
% of Patients satisfied with the time they had to wait for an appointment	13	16	81.3%	85.7%	87.1%

\* This is based on patients treated on this contract for their most recent course of treatment. Figures in italics indicate the base number of FP17s or Patient Questionnaire responses are less than 100. N/A is shown where the base number of responses is less than 10 during the period. % is calculated as Quantity/Base number\*100

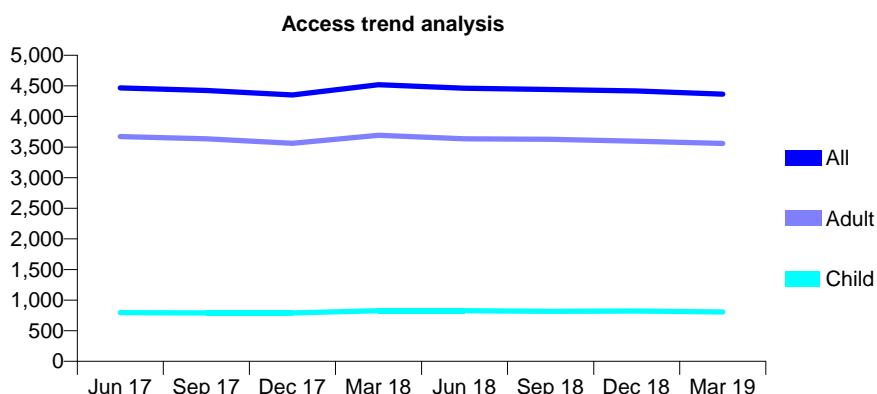
## 7A7 - Vital Signs At a Glance Contract Report for 689823/0001 - Year end March 2019

Name or company name	MR J CHARRO
Contract type name	GDS Contract
Purpose of contract	General
Contract start date	01/04/2006
Contract end date	

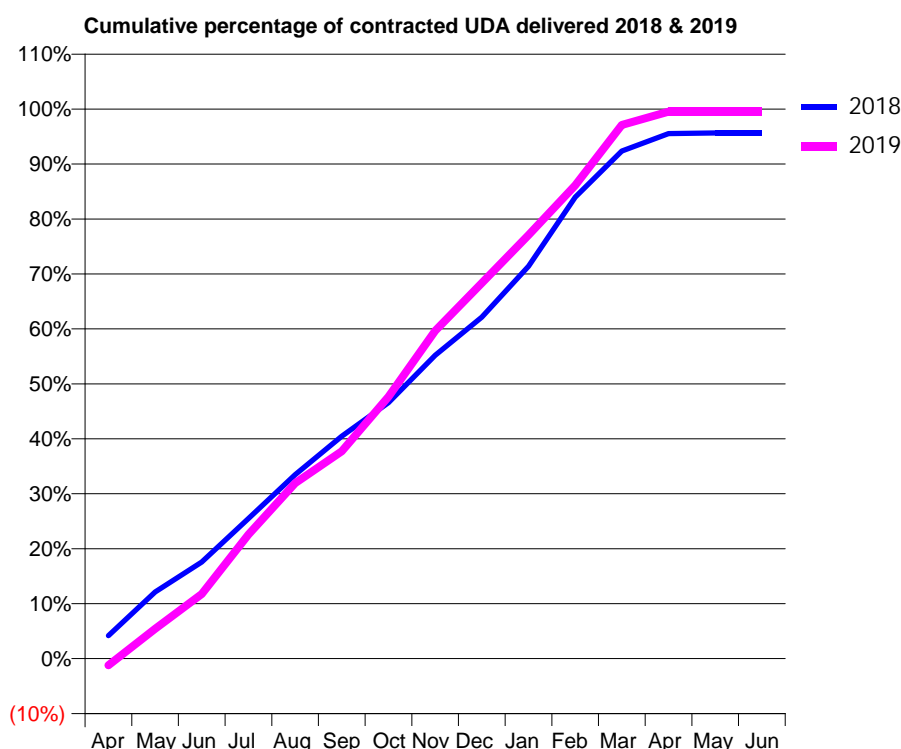
18/19 Contracted general activity (UDA)	14,000
Carry forward general activity (UDA)	611
18/19 Contracted orthodontic activity (UOA)	0
Carry forward orthodontic activity (UOA)	0
Baseline contract value	£420,682.95

### ACCESS\*

Patients seen in 24 months	Total	Change since previous quarter
Quarter ending March 2018	4,519	
Quarter ending June 2018	4,461	↓
Quarter ending September 2018	4,442	→
Quarter ending December 2018	4,418	→
Quarter ending March 2019	4,366	↓
<b>Variance since March 2018</b>	<b>(3.4%)</b>	<b>↓</b>



### ACTIVITY



Adjusted Scheduled Activity (UDA)		
Month	2018	2019
April	586	-172
May	1,699	759
June	2,463	1,647
July	3,569	3,162
August	4,688	4,468
September	5,664	5,282
October	6,520	6,675
November	7,727	8,352
December	8,698	9,567
January	9,993	10,788
February	11,758	12,057
March	12,928	13,594
April	13,372	13,935
May	13,389	13,935
June	13,389	13,935

### QUALITY

	Quantity	Base Number	Contract	LHB	Wales
% of FP17s for the same patient ID Re-attending within 3 months - Children	66	1,276	5.2%	8.5%	10.8%
% of FP17s for the same patient ID Re-attending within 3 months - Adults	757	5,964	12.7%	13.7%	15.7%
% of FP17s for the same patient ID Re-attending between 3 & 9 months - Children	859	1,276	67.3%	53.7%	59.7%
% of FP17s for the same patient ID Re-attending between 3 & 9 months - Adults	4,154	5,964	69.7%	51.6%	55.5%
% of FP17s for Band 1 Urgent Courses	570	7,163	8.0%	10.3%	9.0%
% of FP17s Relating to Free Repair or Replacements	18	7,163	0.3%	0.6%	0.7%
% of FP17s Relating to Continuations	90	7,163	1.3%	1.2%	0.7%
% of Patients satisfied with the dentistry they have received	70	78	89.7%	93.3%	92.4%
% of Patients satisfied with the time they had to wait for an appointment	71	78	91.0%	85.7%	87.1%

\* This is based on patients treated on this contract for their most recent course of treatment.  
 Figures in *italics* indicate the base number of FP17s or Patient Questionnaire responses are less than 100. N/A is shown where the base number of responses is less than 10 during the period. % is calculated as Quantity/Base number\*100

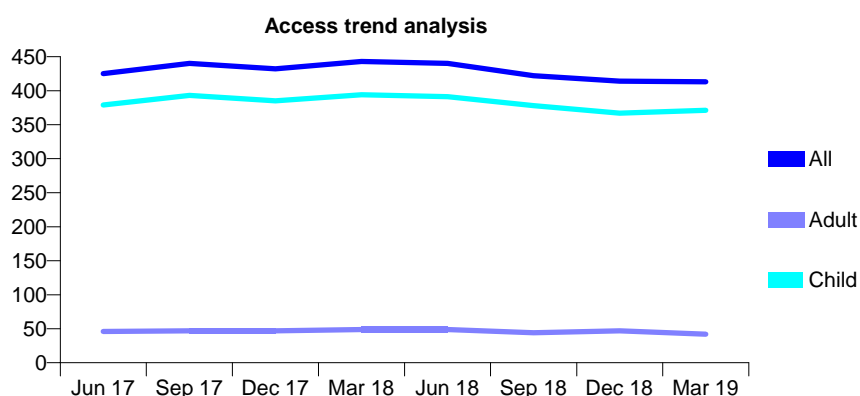
## 7A7 - Vital Signs At a Glance Contract Report for 762938/0001 - Year end March 2019

Name or company name	MISS G DAVIES
Contract type name	PDS Contract
Purpose of contract	General
Contract start date	01/04/2012
Contract end date	31/03/2019

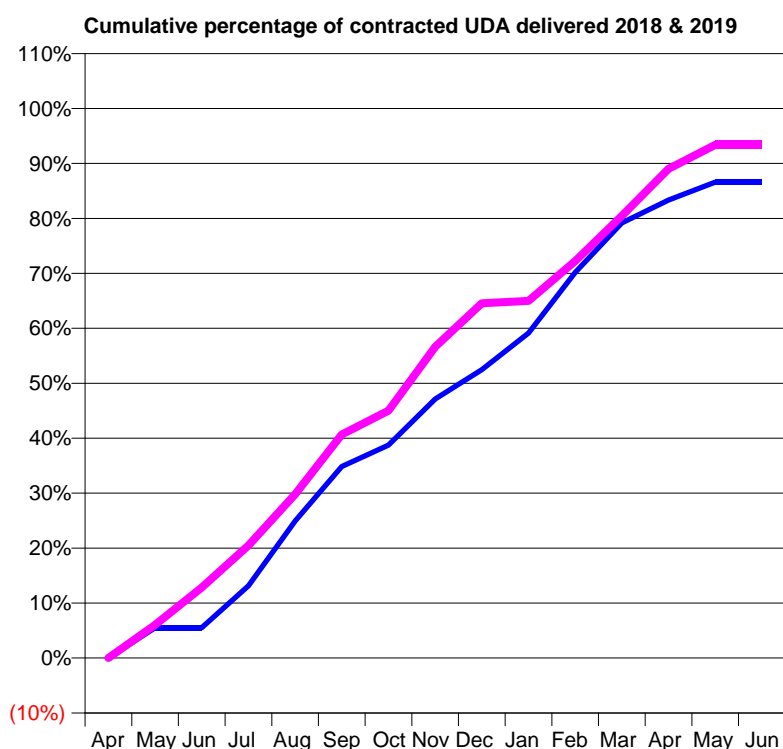
18/19 Contracted general activity (UDA)	700
Carry forward general activity (UDA)	0
18/19 Contracted orthodontic activity (UOA)	0
Carry forward orthodontic activity (UOA)	0
Baseline contract value	£27,289.75

### ACCESS\*

Patients seen in 24 months	Total	Change since previous quarter
Quarter ending March 2018	443	
Quarter ending June 2018	440	→
Quarter ending September 2018	422	↓
Quarter ending December 2018	414	↓
Quarter ending March 2019	413	→
<b>Variance since March 2018</b>	<b>(6.8%)</b>	<b>↓</b>



### ACTIVITY



Adjusted Scheduled Activity (UDA)		
Month	2018	2019
April	0	0
May	39	42
June	39	90
July	92	143
August	175	209
September	244	285
October	271	315
November	330	396
December	367	452
January	414	455
February	491	506
March	554	563
April	583	623
May	606	654
June	606	654

### QUALITY

	Quantity	Base Number	Contract	LHB	Wales
% of FP17s for the same patient ID Re-attending within 3 months - Children	47	464	10.1%	8.5%	10.8%
% of FP17s for the same patient ID Re-attending within 3 months - Adults	2	11	18.2%	13.7%	15.7%
% of FP17s for the same patient ID Re-attending between 3 & 9 months - Children	189	464	40.7%	53.7%	59.7%
% of FP17s for the same patient ID Re-attending between 3 & 9 months - Adults	4	11	36.4%	51.6%	55.5%
% of FP17s for Band 1 Urgent Courses	28	510	5.5%	10.3%	9.0%
% of FP17s Relating to Free Repair or Replacements	0	510	0.0%	0.6%	0.7%
% of FP17s Relating to Continuations	0	510	0.0%	1.2%	0.7%
% of Patients satisfied with the dentistry they have received	4	4	N/A	93.3%	92.4%
% of Patients satisfied with the time they had to wait for an appointment	4	4	N/A	85.7%	87.1%

\* This is based on patients treated on this contract for their most recent course of treatment.

Figures in italics indicate the base number of FP17s or Patient Questionnaire responses are less than 100. N/A is shown where the base number of responses is less than 10 during the period. % is calculated as Quantity/Base number\*100



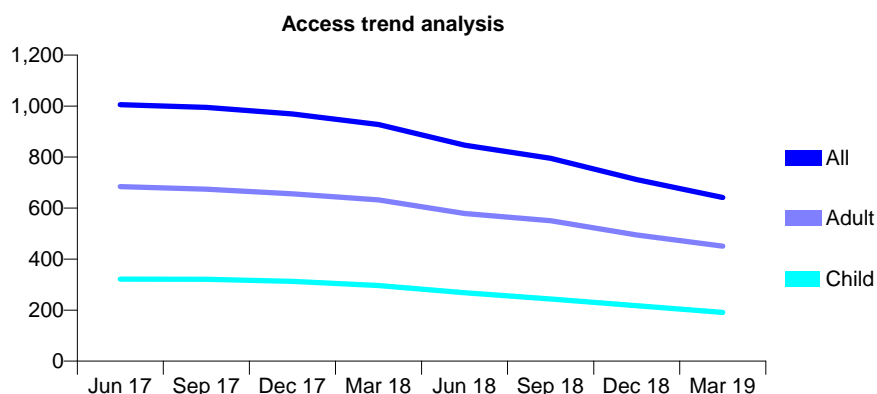
## 7A7 - Vital Signs At a Glance Contract Report for 809748/0001 - Year end March 2019

Name or company name	MR MS QUAYLE
Contract type name	GDS Contract
Purpose of contract	General
Contract start date	24/06/2013
Contract end date	

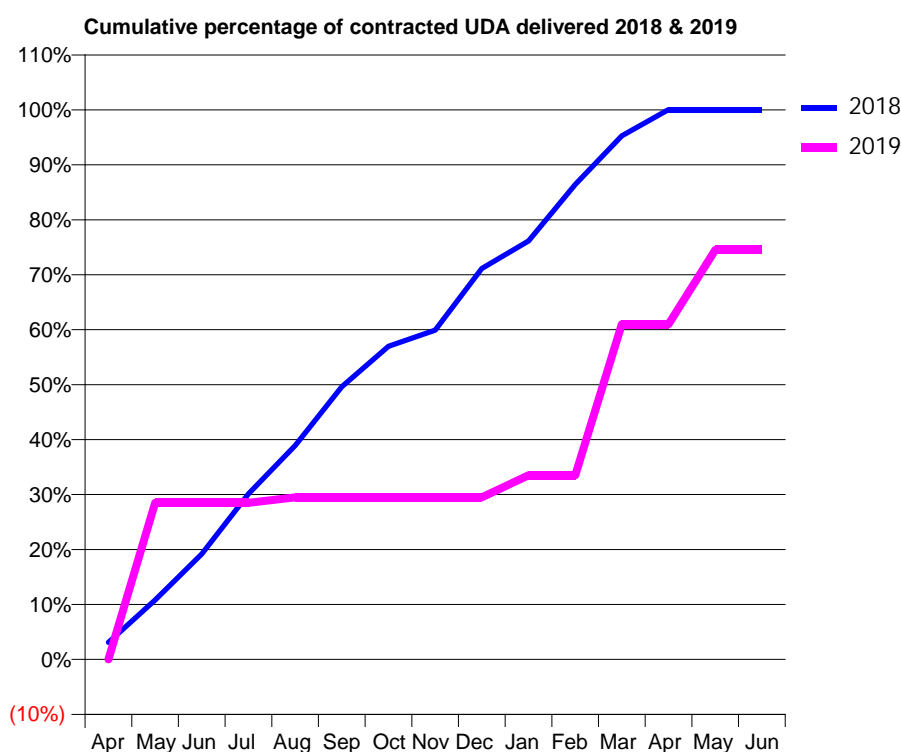
18/19 Contracted general activity (UDA)	200
Carry forward general activity (UDA)	0
18/19 Contracted orthodontic activity (UOA)	0
Carry forward orthodontic activity (UOA)	0
Baseline contract value	£4,398.56

### ACCESS\*

Patients seen in 24 months	Total	Change since previous quarter
Quarter ending March 2018	928	
Quarter ending June 2018	847	↓
Quarter ending September 2018	795	↓
Quarter ending December 2018	712	↓
Quarter ending March 2019	642	↓
<b>Variance since March 2018</b>	<b>(30.8%)</b>	<b>↓</b>



### ACTIVITY



Adjusted Scheduled Activity (UDA)		
Month	2018	2019
April	78	0
May	270	57
June	478	57
July	751	57
August	971	59
September	1,238	59
October	1,421	59
November	1,495	59
December	1,775	59
January	1,899	67
February	2,156	67
March	2,377	122
April	2,496	122
May	2,496	149
June	2,496	149

### QUALITY

	Quantity	Base Number	Contract	LHB	Wales
% of FP17s for the same patient ID Re-attending within 3 months - Children	1	27	3.7%	8.5%	10.8%
% of FP17s for the same patient ID Re-attending within 3 months - Adults	8	77	10.4%	13.7%	15.7%
% of FP17s for the same patient ID Re-attending between 3 & 9 months - Children	15	27	55.6%	53.7%	59.7%
% of FP17s for the same patient ID Re-attending between 3 & 9 months - Adults	38	77	49.4%	51.6%	55.5%
% of FP17s for Band 1 Urgent Courses	0	44	0.0%	10.3%	9.0%
% of FP17s Relating to Free Repair or Replacements	0	44	0.0%	0.6%	0.7%
% of FP17s Relating to Continuations	0	44	0.0%	1.2%	0.7%
% of Patients satisfied with the dentistry they have received	3	3	N/A	93.3%	92.4%
% of Patients satisfied with the time they had to wait for an appointment	3	3	N/A	85.7%	87.1%

\* This is based on patients treated on this contract for their most recent course of treatment. Figures in italics indicate the base number of FP17s or Patient Questionnaire responses are less than 100. N/A is shown where the base number of responses is less than 10 during the period. % is calculated as Quantity/Base number\*100

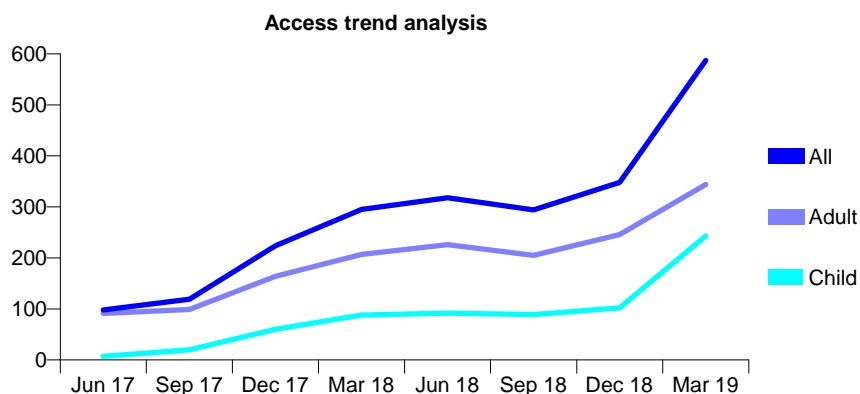
## 7A7 - Vital Signs At a Glance Contract Report for 830887/0002 - Year end March 2019

Name or company name	Newtown Dental Clinic
Contract type name	PDS Contract
Purpose of contract	General
Contract start date	02/01/2011
Contract end date	01/01/2021

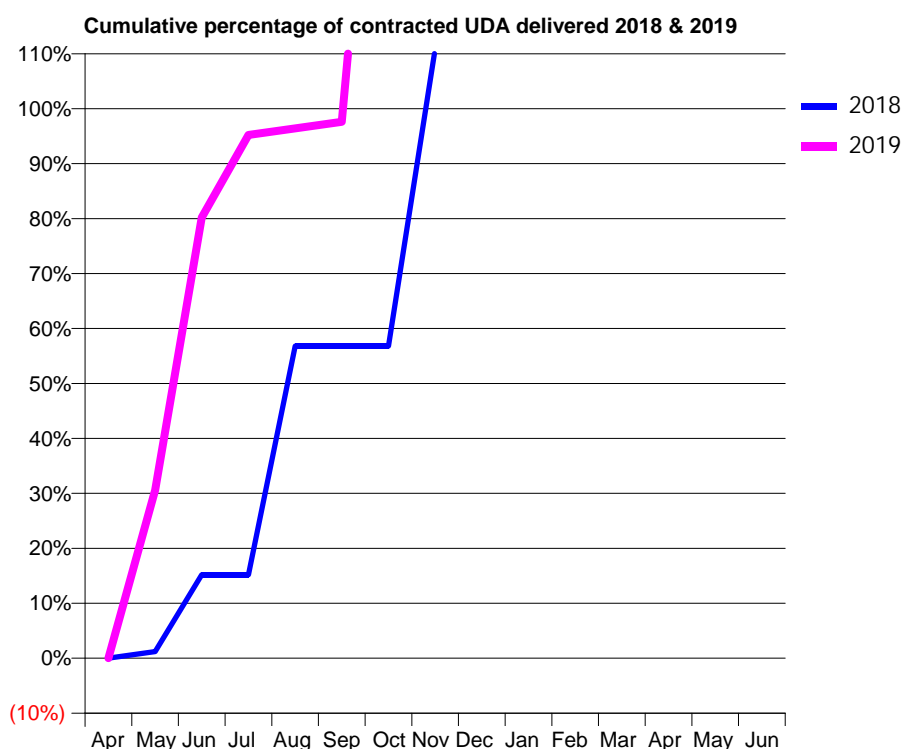
18/19 Contracted general activity (UDA)	100
Carry forward general activity (UDA)	0
18/19 Contracted orthodontic activity (UOA)	0
Carry forward orthodontic activity (UOA)	0
Baseline contract value	£0.00

### ACCESS\*

Patients seen in 24 months	Total	Change since previous quarter
Quarter ending March 2018	295	
Quarter ending June 2018	318	↑
Quarter ending September 2018	294	↓
Quarter ending December 2018	348	↑
Quarter ending March 2019	587	↑
<b>Variance since March 2018</b>	<b>99.0%</b>	<b>↑</b>



### ACTIVITY



Adjusted Scheduled Activity (UDA)		
Month	2018	2019
April	0	0
May	1	31
June	15	80
July	15	95
August	57	96
September	57	98
October	57	190
November	111	190
December	252	190
January	309	190
February	354	190
March	412	202
April	437	537
May	439	540
June	439	540

### QUALITY

	Quantity	Base Number	Contract	LHB	Wales
% of FP17s for the same patient ID Re-attending within 3 months - Children	3	55	5.5%	8.5%	10.8%
% of FP17s for the same patient ID Re-attending within 3 months - Adults	12	171	7.0%	13.7%	15.7%
% of FP17s for the same patient ID Re-attending between 3 & 9 months - Children	6	55	10.9%	53.7%	59.7%
% of FP17s for the same patient ID Re-attending between 3 & 9 months - Adults	3	171	1.8%	51.6%	55.5%
% of FP17s for Band 1 Urgent Courses	318	589	54.0%	10.3%	9.0%
% of FP17s Relating to Free Repair or Replacements	0	589	0.0%	0.6%	0.7%
% of FP17s Relating to Continuations	0	589	0.0%	1.2%	0.7%
% of Patients satisfied with the dentistry they have received	3	3	N/A	93.3%	92.4%
% of Patients satisfied with the time they had to wait for an appointment	3	3	N/A	85.7%	87.1%

\* This is based on patients treated on this contract for their most recent course of treatment. Figures in italics indicate the base number of FP17s or Patient Questionnaire responses are less than 100. N/A is shown where the base number of responses is less than 10 during the period. % is calculated as Quantity/Base number\*100

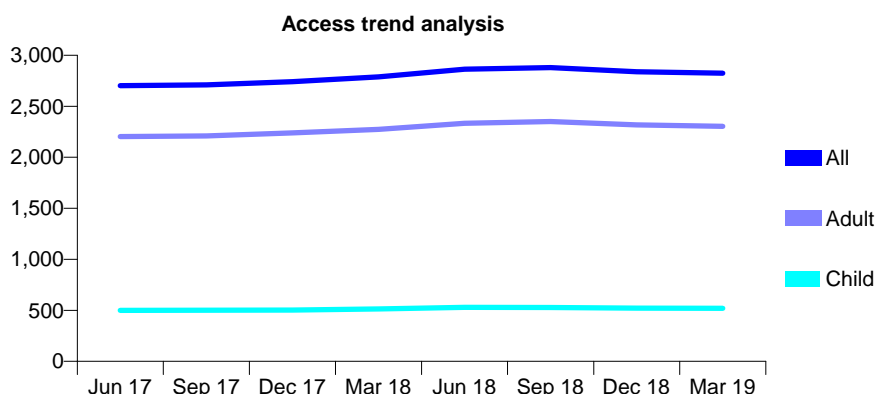
## 7A7 - Vital Signs At a Glance Contract Report for 849324/0001 - Year end March 2019

Name or company name	MISS S FAWAZ
Contract type name	GDS Contract
Purpose of contract	General
Contract start date	01/04/2006
Contract end date	

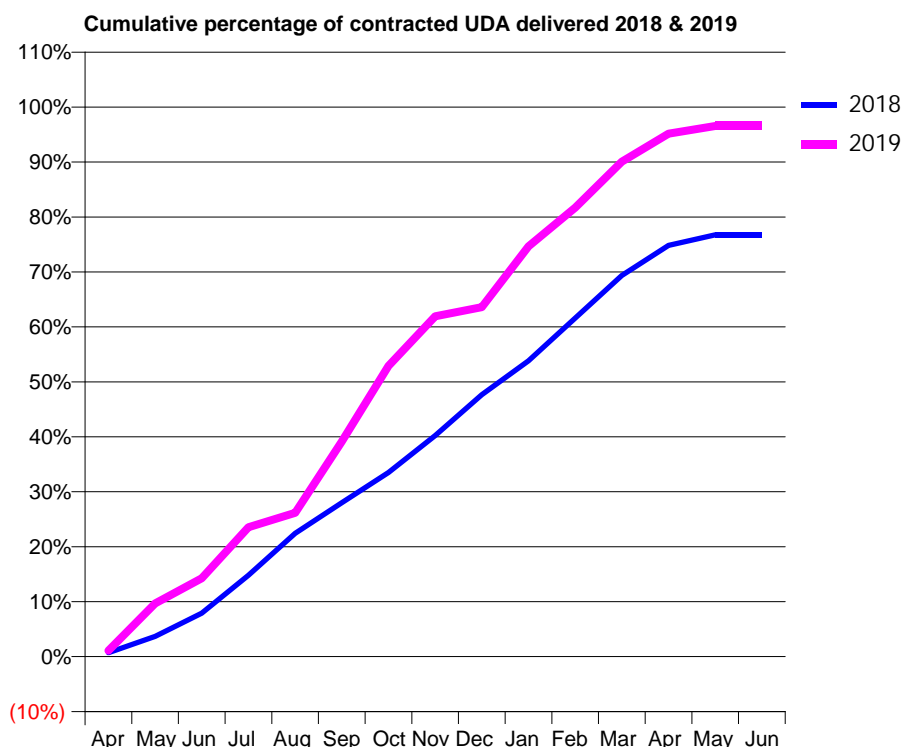
18/19 Contracted general activity (UDA)	7,000
Carry forward general activity (UDA)	0
18/19 Contracted orthodontic activity (UOA)	0
Carry forward orthodontic activity (UOA)	0
Baseline contract value	£180,597.95

### ACCESS\*

Patients seen in 24 months	Total	Change since previous quarter
Quarter ending March 2018	2,787	
Quarter ending June 2018	2,863	↑
Quarter ending September 2018	2,879	→
Quarter ending December 2018	2,839	↓
Quarter ending March 2019	2,824	→
<b>Variance since March 2018</b>	<b>1.3%</b>	<b>→</b>



### ACTIVITY



Adjusted Scheduled Activity (UDA)		
Month	2018	2019
April	58	77
May	294	678
June	632	998
July	1,184	1,649
August	1,795	1,832
September	2,241	2,739
October	2,680	3,704
November	3,217	4,335
December	3,814	4,451
January	4,308	5,225
February	4,928	5,718
March	5,549	6,305
April	5,986	6,662
May	6,139	6,758
June	6,140	6,758

### QUALITY

	Quantity	Base Number	Contract	LHB	Wales
% of FP17s for the same patient ID Re-attending within 3 months - Children	23	573	4.0%	8.5%	10.8%
% of FP17s for the same patient ID Re-attending within 3 months - Adults	370	2,971	12.5%	13.7%	15.7%
% of FP17s for the same patient ID Re-attending between 3 & 9 months - Children	233	573	40.7%	53.7%	59.7%
% of FP17s for the same patient ID Re-attending between 3 & 9 months - Adults	1,434	2,971	48.3%	51.6%	55.5%
% of FP17s for Band 1 Urgent Courses	310	3,499	8.9%	10.3%	9.0%
% of FP17s Relating to Free Repair or Replacements	15	3,499	0.4%	0.6%	0.7%
% of FP17s Relating to Continuations	38	3,499	1.1%	1.2%	0.7%
% of Patients satisfied with the dentistry they have received	41	48	85.4%	93.3%	92.4%
% of Patients satisfied with the time they had to wait for an appointment	42	48	87.5%	85.7%	87.1%

\* This is based on patients treated on this contract for their most recent course of treatment.  
 Figures in *italics* indicate the base number of FP17s or Patient Questionnaire responses are less than 100. N/A is shown where the base number of responses is less than 10 during the period. % is calculated as Quantity/Base number\*100

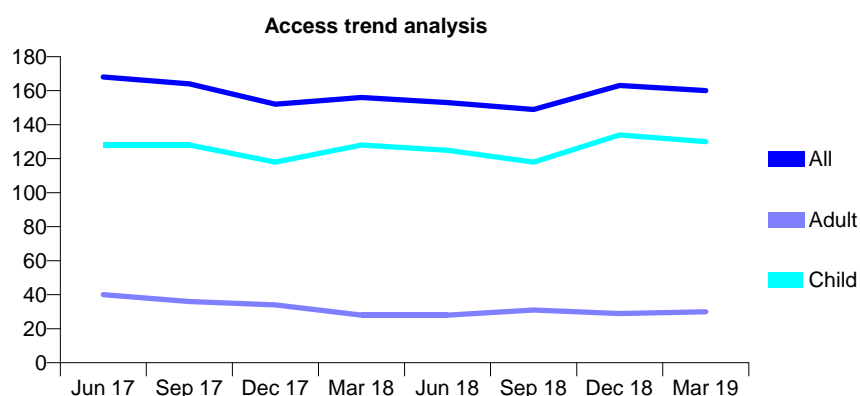
## 7A7 - Vital Signs At a Glance Contract Report for 915645/0001 - Year end March 2019

Name or company name	MISS SE GRIFFITHS
Contract type name	GDS Contract
Purpose of contract	General
Contract start date	01/04/2006
Contract end date	

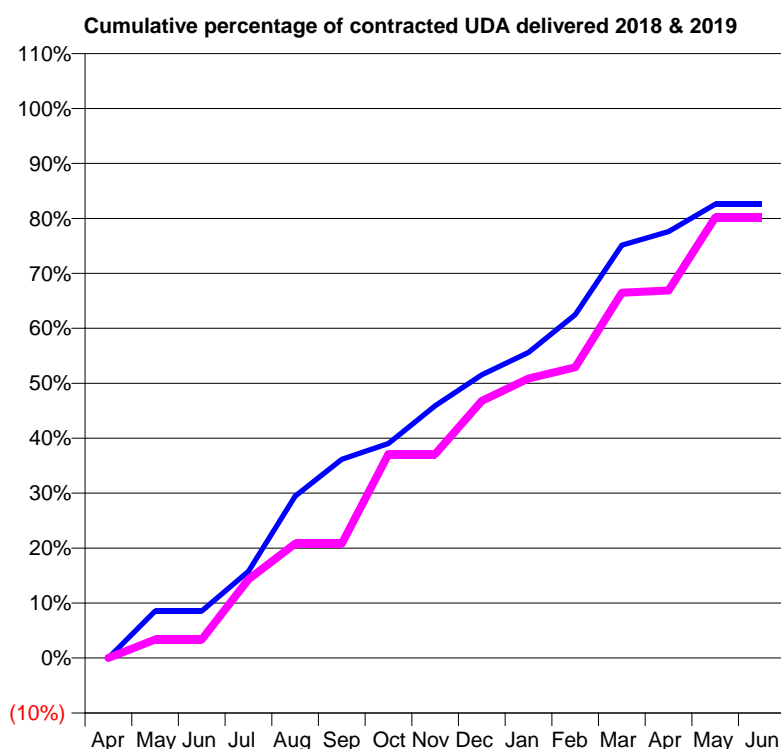
18/19 Contracted general activity (UDA)	250
Carry forward general activity (UDA)	0
18/19 Contracted orthodontic activity (UOA)	0
Carry forward orthodontic activity (UOA)	0
Baseline contract value	£6,320.77

### ACCESS\*

Patients seen in 24 months	Total	Change since previous quarter
Quarter ending March 2018	156	
Quarter ending June 2018	153	↓
Quarter ending September 2018	149	↓
Quarter ending December 2018	163	↑
Quarter ending March 2019	160	↓
<b>Variance since March 2018</b>	<b>2.6%</b>	<b>↑</b>



### ACTIVITY



Adjusted Scheduled Activity (UDA)		
Month	2018	2019
April	0	0
May	21	8
June	21	8
July	39	36
August	74	52
September	90	52
October	98	93
November	115	93
December	129	117
January	139	127
February	156	132
March	188	166
April	194	167
May	206	200
June	206	200

### QUALITY

	Quantity	Base Number	Contract	LHB	Wales
% of FP17s for the same patient ID Re-attending within 3 months - Children	15	175	8.6%	8.5%	10.8%
% of FP17s for the same patient ID Re-attending within 3 months - Adults	0	18	0.0%	13.7%	15.7%
% of FP17s for the same patient ID Re-attending between 3 & 9 months - Children	94	175	53.7%	53.7%	59.7%
% of FP17s for the same patient ID Re-attending between 3 & 9 months - Adults	12	18	66.7%	51.6%	55.5%
% of FP17s for Band 1 Urgent Courses	23	218	10.6%	10.3%	9.0%
% of FP17s Relating to Free Repair or Replacements	0	218	0.0%	0.6%	0.7%
% of FP17s Relating to Continuations	0	218	0.0%	1.2%	0.7%
% of Patients satisfied with the dentistry they have received	1	1	N/A	93.3%	92.4%
% of Patients satisfied with the time they had to wait for an appointment	1	1	N/A	85.7%	87.1%

\* This is based on patients treated on this contract for their most recent course of treatment.

Figures in italics indicate the base number of FP17s or Patient Questionnaire responses are less than 100. N/A is shown where the base number of responses is less than 10 during the period. % is calculated as Quantity/Base number\*100

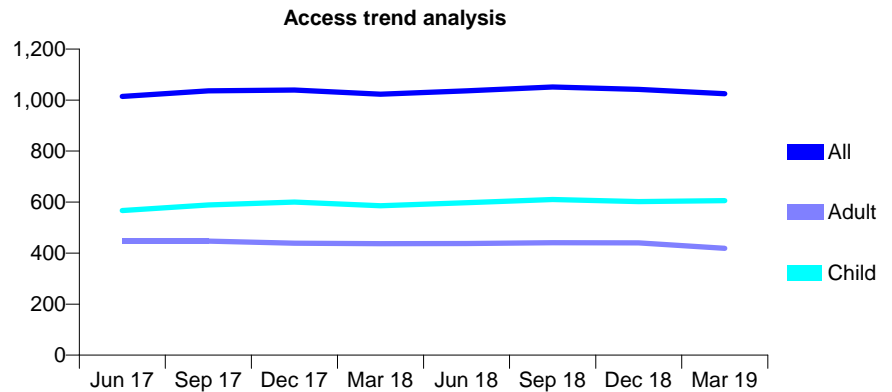
## 7A7 - Vital Signs At a Glance Contract Report for 964948/0001 - Year end March 2019

Name or company name	MR WJ JENKINS
Contract type name	Pilot Contract
Purpose of contract	General
Contract start date	25/10/2013
Contract end date	

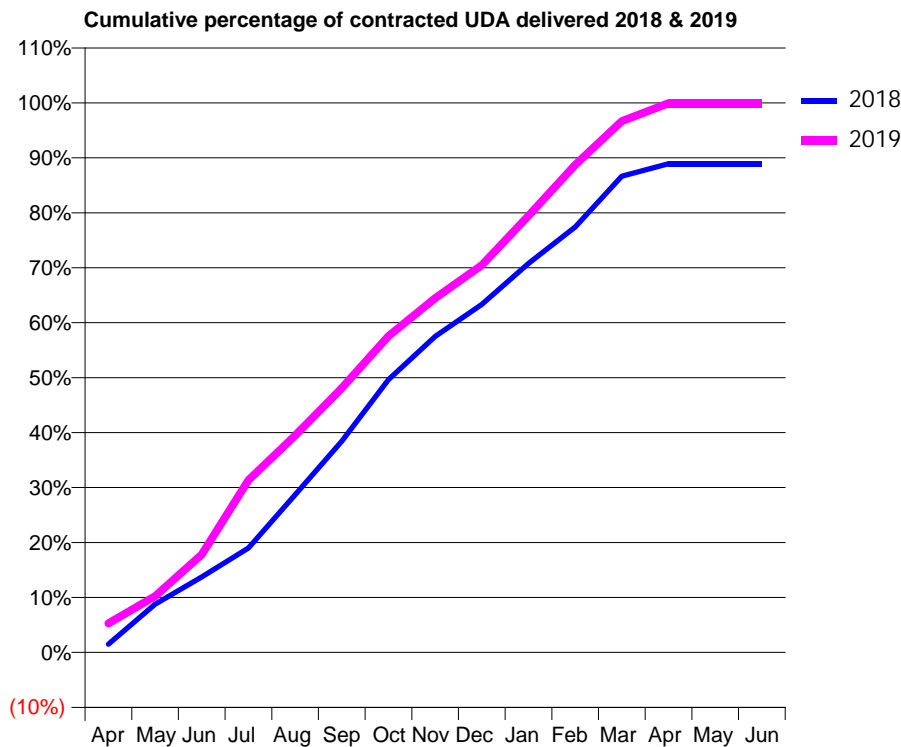
18/19 Contracted general activity (UDA)	2,430
Carry forward general activity (UDA)	0
18/19 Contracted orthodontic activity (UOA)	0
Carry forward orthodontic activity (UOA)	0
Baseline contract value	£81,537.37

### ACCESS\*

Patients seen in 24 months	Total	Change since previous quarter
Quarter ending March 2018	1,023	
Quarter ending June 2018	1,036	→
Quarter ending September 2018	1,051	→
Quarter ending December 2018	1,042	→
Quarter ending March 2019	1,025	↓
<b>Variance since March 2018</b>	<b>0.2%</b>	<b>→</b>



### ACTIVITY



Adjusted Scheduled Activity (UDA)		
Month	2018	2019
April	40	129
May	237	249
June	370	433
July	513	762
August	775	959
September	1,037	1,169
October	1,340	1,399
November	1,552	1,567
December	1,710	1,712
January	1,911	1,931
February	2,090	2,155
March	2,339	2,349
April	2,401	2,428
May	2,401	2,428
June	2,401	2,428

### QUALITY

	Quantity	Base Number	Contract	LHB	Wales
% of FP17s for the same patient ID Re-attending within 3 months - Children	72	951	7.6%	8.5%	10.8%
% of FP17s for the same patient ID Re-attending within 3 months - Adults	79	500	15.8%	13.7%	15.7%
% of FP17s for the same patient ID Re-attending between 3 & 9 months - Children	625	951	65.7%	53.7%	59.7%
% of FP17s for the same patient ID Re-attending between 3 & 9 months - Adults	271	500	54.2%	51.6%	55.5%
% of FP17s for Band 1 Urgent Courses	125	1,461	8.6%	10.3%	9.0%
% of FP17s Relating to Free Repair or Replacements	0	1,461	0.0%	0.6%	0.7%
% of FP17s Relating to Continuations	16	1,461	1.1%	1.2%	0.7%
% of Patients satisfied with the dentistry they have received	11	11	100.0%	93.3%	92.4%
% of Patients satisfied with the time they had to wait for an appointment	11	11	100.0%	85.7%	87.1%

\* This is based on patients treated on this contract for their most recent course of treatment. Figures in italics indicate the base number of FP17s or Patient Questionnaire responses are less than 100. N/A is shown where the base number of responses is less than 10 during the period. % is calculated as Quantity/Base number\*100

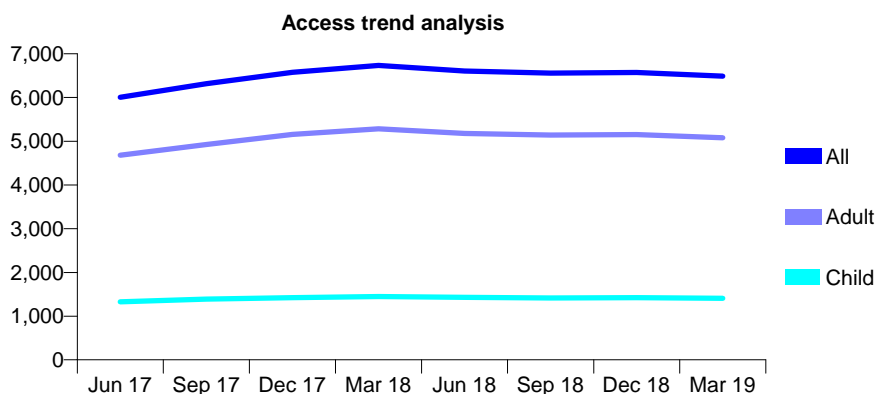
## Q44 - Vital Signs At a Glance Contract Report for 100008/0000 - Year end March 2019

Name or company name	Raby Road Dental Centre
Contract type name	GDS Contract
Purpose of contract	General
Contract start date	01/02/2016
Contract end date	

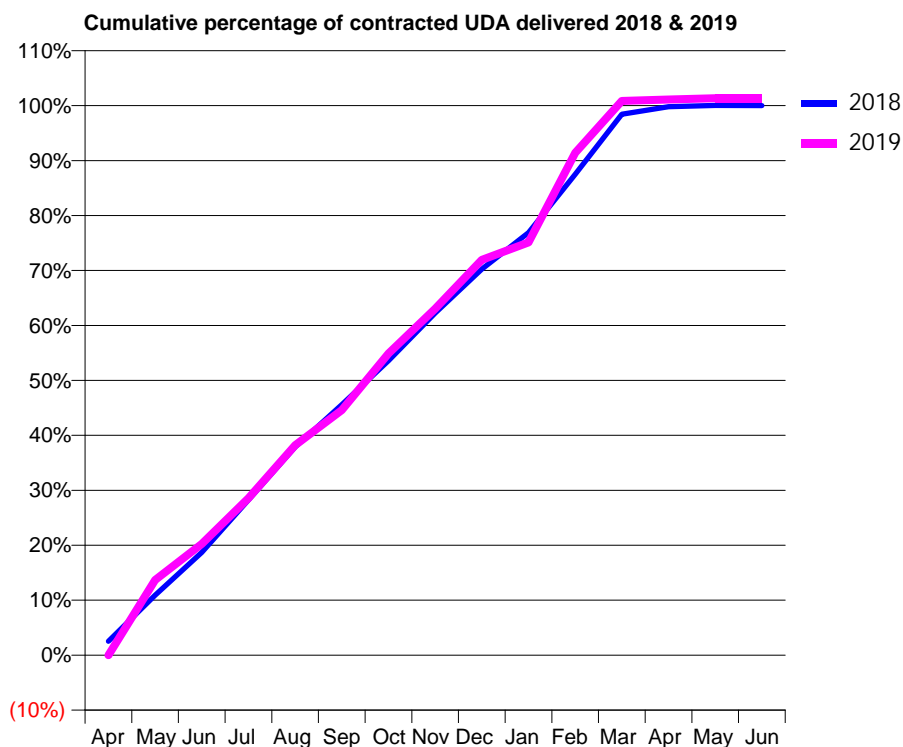
18/19 Contracted general activity (UDA)	19,145
Carry forward general activity (UDA)	0
18/19 Contracted orthodontic activity (UOA)	0
Carry forward orthodontic activity (UOA)	0
Baseline contract value	£556,627.69

### ACCESS\*

Patients seen in 24 months	Total	Change since previous quarter
Quarter ending March 2018	6,733	
Quarter ending June 2018	6,606	↓
Quarter ending September 2018	6,558	→
Quarter ending December 2018	6,576	→
Quarter ending March 2019	6,489	↓
<b>Variance since March 2018</b>	<b>(3.6%)</b>	<b>↓</b>



### ACTIVITY



Adjusted Scheduled Activity (UDA)		
Month	2018	2019
April	495	0
May	2,136	2,622
June	3,651	3,871
July	5,513	5,471
August	7,401	7,317
September	8,897	8,539
October	10,464	10,510
November	12,157	12,069
December	13,715	13,770
January	15,014	14,375
February	17,088	17,499
March	19,221	19,305
April	19,487	19,359
May	19,533	19,397
June	19,529	19,397

### QUALITY

	Quantity	Base Number	Contract	AT	Region	England
% of FP17s for the same patient ID Re-attending within 3 months - Children	164	2,055	8.0%	11.7%	12.3%	11.8%
% of FP17s for the same patient ID Re-attending within 3 months - Adults	1,005	7,232	13.9%	16.6%	15.9%	15.7%
% of FP17s for the same patient ID Re-attending between 3 & 9 months - Children	1,131	2,055	55.0%	58.1%	60.2%	58.9%
% of FP17s for the same patient ID Re-attending between 3 & 9 months - Adults	4,052	7,232	56.0%	51.8%	53.0%	50.8%
% of FP17s for Band 1 Urgent Courses	769	9,172	8.4%	9.7%	9.1%	9.1%
% of FP17s Relating to Free Repair or Replacements	132	9,172	1.4%	1.0%	1.0%	0.8%
% of FP17s Relating to Continuations	53	9,172	0.6%	1.1%	1.0%	0.9%
% of Patients satisfied with the dentistry they have received	5	5	N/A	93.5%	93.2%	92.5%
% of Patients satisfied with the time they had to wait for an appointment	5	5	N/A	89.3%	88.1%	87.0%

\* This is based on patients treated on this contract for their most recent course of treatment.  
 Figures in italics indicate the base number of FP17s or Patient Questionnaire responses are less than 100. N/A is shown where the base number of responses is less than 10 during the period. % is calculated as Quantity/Base number\*100

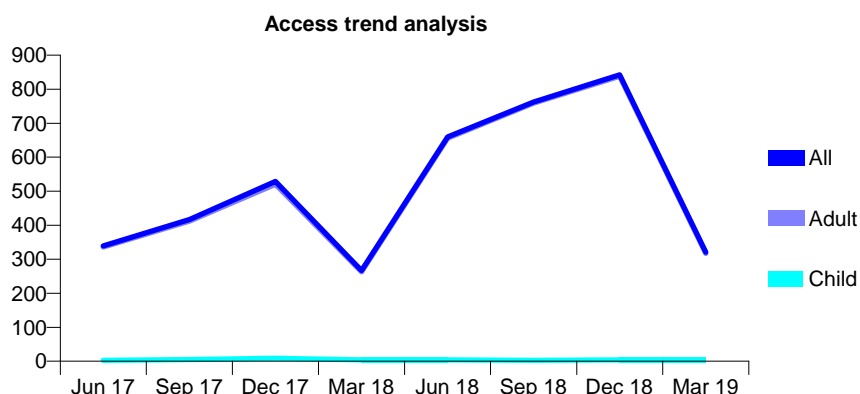
## Q44 - Vital Signs At a Glance Contract Report for 100122/0000 - Year end March 2019

Name or company name	The Old Surgery Dental Practice Ltd
Contract type name	PDS Contract
Purpose of contract	General
Contract start date	01/12/2016
Contract end date	30/11/2019

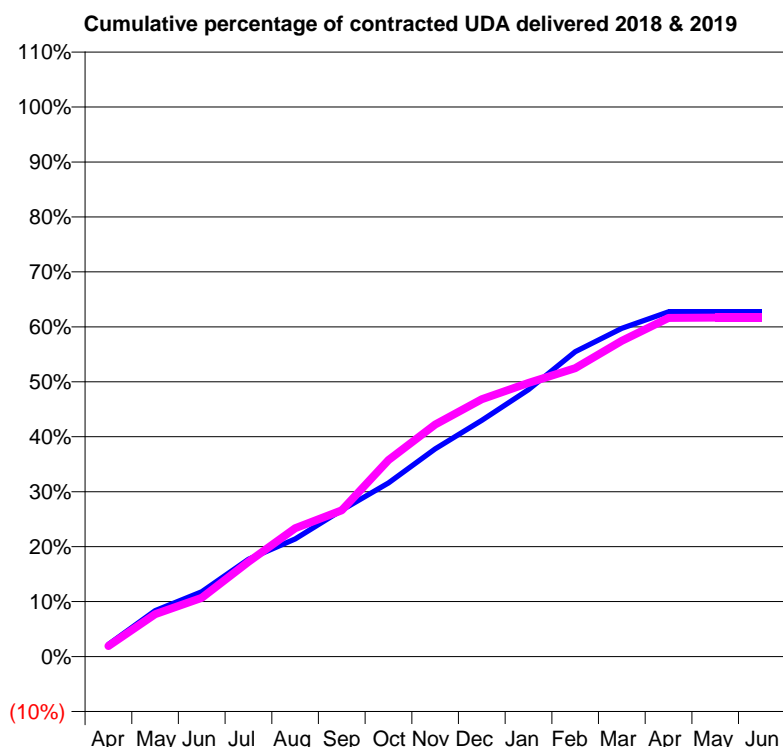
18/19 Contracted general activity (UDA)	3,300
Carry forward general activity (UDA)	0
18/19 Contracted orthodontic activity (UOA)	0
Carry forward orthodontic activity (UOA)	0
Baseline contract value	£179,105.70

### ACCESS\*

Patients seen in 24 months	Total	Change since previous quarter
Quarter ending March 2018	267	
Quarter ending June 2018	660	↑
Quarter ending September 2018	762	↑
Quarter ending December 2018	842	↑
Quarter ending March 2019	321	↓
<b>Variance since March 2018</b>	<b>20.2%</b>	<b>↑</b>



### ACTIVITY



Adjusted Scheduled Activity (UDA)		
Month	2018	2019
April	73	64
May	276	254
June	389	353
July	584	569
August	707	771
September	880	878
October	1,042	1,180
November	1,247	1,394
December	1,419	1,545
January	1,603	1,644
February	1,830	1,732
March	1,971	1,896
April	2,070	2,034
May	2,070	2,035
June	2,070	2,035

### QUALITY

	Quantity	Base Number	Contract	AT	Region	England
% of FP17s for the same patient ID Re-attending within 3 months - Children	0	11	0.0%	11.7%	12.3%	11.8%
% of FP17s for the same patient ID Re-attending within 3 months - Adults	0	745	0.0%	16.6%	15.9%	15.7%
% of FP17s for the same patient ID Re-attending between 3 & 9 months - Children	0	11	0.0%	58.1%	60.2%	58.9%
% of FP17s for the same patient ID Re-attending between 3 & 9 months - Adults	6	745	0.8%	51.8%	53.0%	50.8%
% of FP17s for Band 1 Urgent Courses	0	766	0.0%	9.7%	9.1%	9.1%
% of FP17s Relating to Free Repair or Replacements	0	766	0.0%	1.0%	1.0%	0.8%
% of FP17s Relating to Continuations	0	766	0.0%	1.1%	1.0%	0.9%
% of Patients satisfied with the dentistry they have received	1	1	N/A	93.5%	93.2%	92.5%
% of Patients satisfied with the time they had to wait for an appointment	1	1	N/A	89.3%	88.1%	87.0%

\* This is based on patients treated on this contract for their most recent course of treatment. Figures in italics indicate the base number of FP17s or Patient Questionnaire responses are less than 100. N/A is shown where the base number of responses is less than 10 during the period. % is calculated as Quantity/Base number\*100



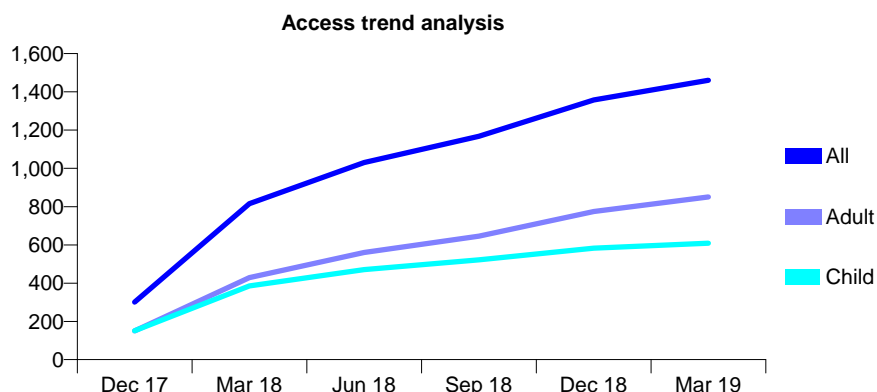
## Q44 - Vital Signs At a Glance Contract Report for 100521/0000 - Year end March 2019

Name or company name	Wirral Community Trust
Contract type name	PDS Contract
Purpose of contract	General
Contract start date	01/10/2017
Contract end date	30/09/2022

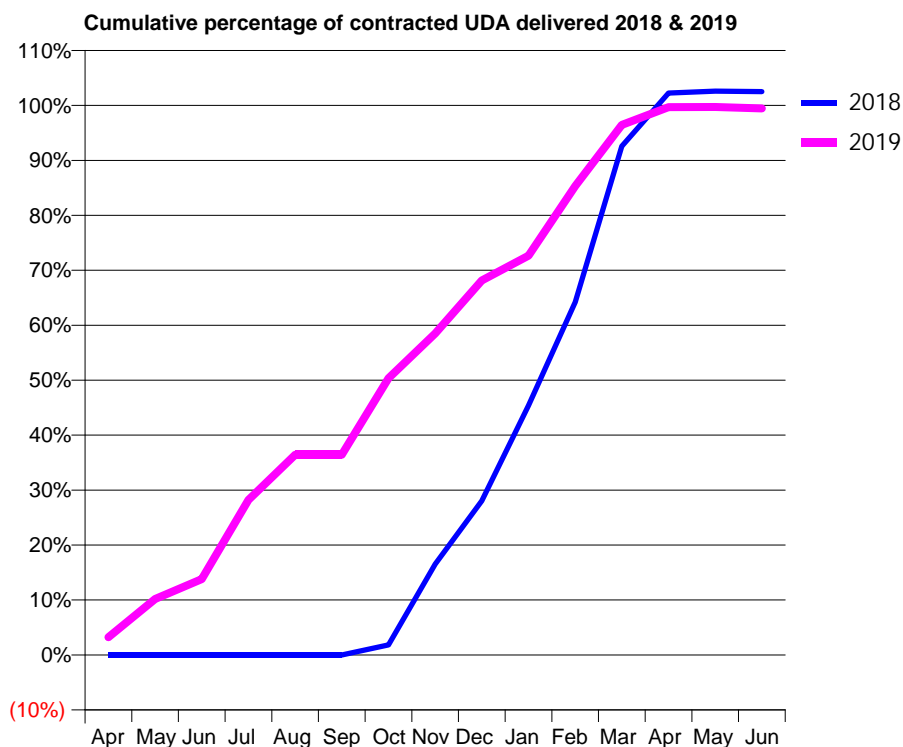
18/19 Contracted general activity (UDA)	5,355
Carry forward general activity (UDA)	0
18/19 Contracted orthodontic activity (UOA)	0
Carry forward orthodontic activity (UOA)	0
Baseline contract value	£165,992.93

### ACCESS\*

Patients seen in 24 months	Total	Change since previous quarter
Quarter ending March 2018	815	
Quarter ending June 2018	1,031	↑
Quarter ending September 2018	1,168	↑
Quarter ending December 2018	1,358	↑
Quarter ending March 2019	1,460	↑
<b>Variance since March 2018</b>	<b>79.1%</b>	<b>↑</b>



### ACTIVITY



Adjusted Scheduled Activity (UDA)		
Month	2018	2019
April	0	174
May	0	545
June	0	739
July	0	1,511
August	0	1,951
September	0	1,951
October	49	2,696
November	443	3,133
December	751	3,650
January	1,216	3,891
February	1,719	4,568
March	2,479	5,165
April	2,738	5,338
May	2,747	5,339
June	2,745	5,325

### QUALITY

	Quantity	Base Number	Contract	AT	Region	England
% of FP17s for the same patient ID Re-attending within 3 months - Children	134	874	15.3%	11.7%	12.3%	11.8%
% of FP17s for the same patient ID Re-attending within 3 months - Adults	204	1,094	18.6%	16.6%	15.9%	15.7%
% of FP17s for the same patient ID Re-attending between 3 & 9 months - Children	339	874	38.8%	58.1%	60.2%	58.9%
% of FP17s for the same patient ID Re-attending between 3 & 9 months - Adults	365	1,094	33.4%	51.8%	53.0%	50.8%
% of FP17s for Band 1 Urgent Courses	105	1,949	5.4%	9.7%	9.1%	9.1%
% of FP17s Relating to Free Repair or Replacements	18	1,949	0.9%	1.0%	1.0%	0.8%
% of FP17s Relating to Continuations	15	1,949	0.8%	1.1%	1.0%	0.9%
% of Patients satisfied with the dentistry they have received	0	0	N/A	93.5%	93.2%	92.5%
% of Patients satisfied with the time they had to wait for an appointment	0	0	N/A	89.3%	88.1%	87.0%

\* This is based on patients treated on this contract for their most recent course of treatment.

Figures in italics indicate the base number of FP17s or Patient Questionnaire responses are less than 100. N/A is shown where the base number of responses is less than 10 during the period. % is calculated as Quantity/Base number\*100

## Q44 - Vital Signs At a Glance Contract Report for 100961/0000 - Year end March 2019


Name or company name	Holmes Chapel Dental Practice
Contract type name	PDS Contract
Purpose of contract	General
Contract start date	01/01/2019
Contract end date	31/03/2020

18/19 Contracted general activity (UDA)	1,250
Carry forward general activity (UDA)	0
18/19 Contracted orthodontic activity (UOA)	0
Carry forward orthodontic activity (UOA)	0
Baseline contract value	£27,959.53

### ACCESS\*

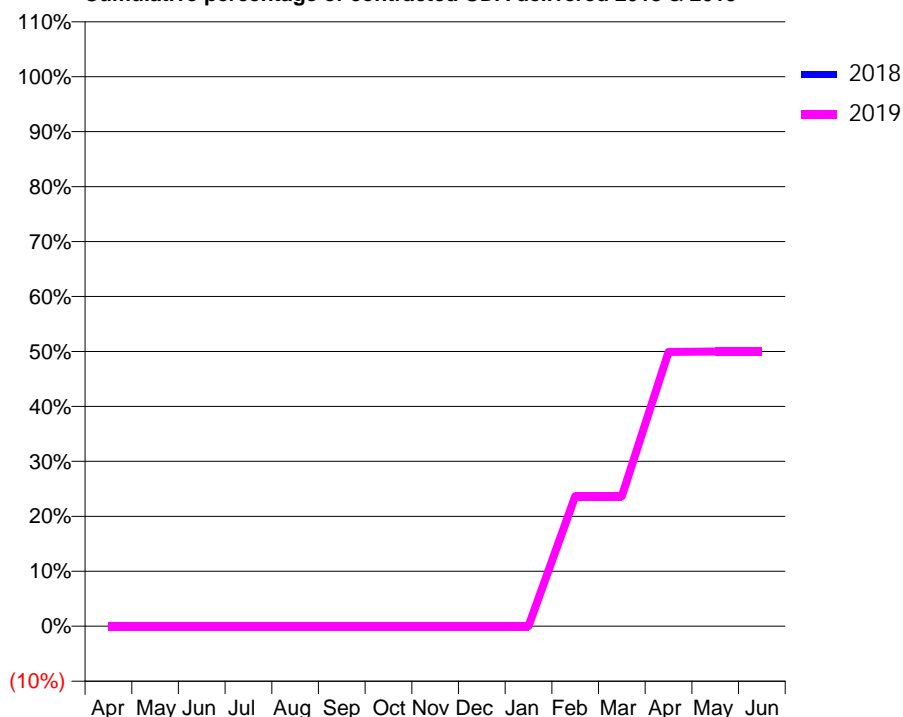
Patients seen in 24 months	Total	Change since previous quarter
Quarter ending March 2018	0	
Quarter ending June 2018	0	
Quarter ending September 2018	0	
Quarter ending December 2018	0	
Quarter ending March 2019	315	
Variance since March 2018	N/A	

### Access trend analysis



### ACTIVITY

#### Cumulative percentage of contracted UDA delivered 2018 & 2019



Adjusted Scheduled Activity (UDA)		
Month	2018	2019
April	0	0
May	0	0
June	0	0
July	0	0
August	0	0
September	0	0
October	0	0
November	0	0
December	0	0
January	0	0
February	0	296
March	0	296
April	0	624
May	0	625
June	0	625

### QUALITY

	Quantity	Base Number	Contract	AT	Region	England
% of FP17s for the same patient ID Re-attending within 3 months - Children	0	89	0.0%	11.7%	12.3%	11.8%
% of FP17s for the same patient ID Re-attending within 3 months - Adults	0	57	0.0%	16.6%	15.9%	15.7%
% of FP17s for the same patient ID Re-attending between 3 & 9 months - Children	0	89	0.0%	58.1%	60.2%	58.9%
% of FP17s for the same patient ID Re-attending between 3 & 9 months - Adults	0	57	0.0%	51.8%	53.0%	50.8%
% of FP17s for Band 1 Urgent Courses	9	336	2.7%	9.7%	9.1%	9.1%
% of FP17s Relating to Free Repair or Replacements	3	336	0.9%	1.0%	1.0%	0.8%
% of FP17s Relating to Continuations	0	336	0.0%	1.1%	1.0%	0.9%
% of Patients satisfied with the dentistry they have received	0	0	N/A	93.5%	93.2%	92.5%
% of Patients satisfied with the time they had to wait for an appointment	0	0	N/A	89.3%	88.1%	87.0%

\* This is based on patients treated on this contract for their most recent course of treatment.

Figures in italics indicate the base number of FP17s or Patient Questionnaire responses are less than 100. N/A is shown where the base number of responses is less than 10 during the period. % is calculated as Quantity/Base number\*100

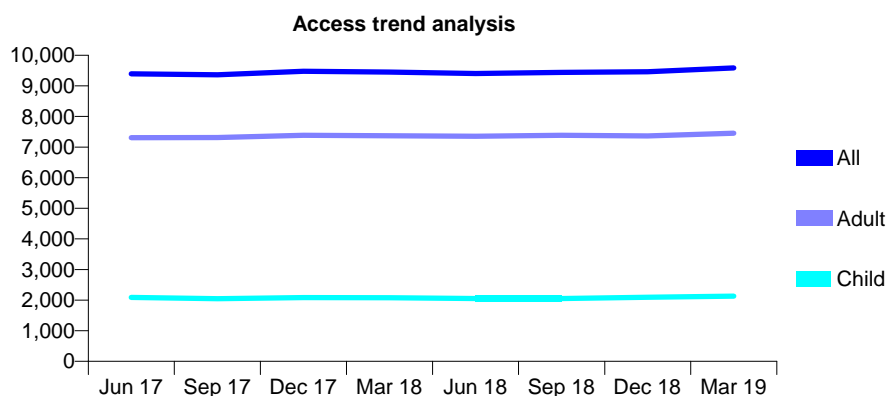
## Q44 - Vital Signs At a Glance Contract Report for 101281/0067 - Year end March 2019

Name or company name	OASIS DENTAL CARE LTD
Contract type name	GDS Contract
Purpose of contract	General
Contract start date	01/04/2006
Contract end date	

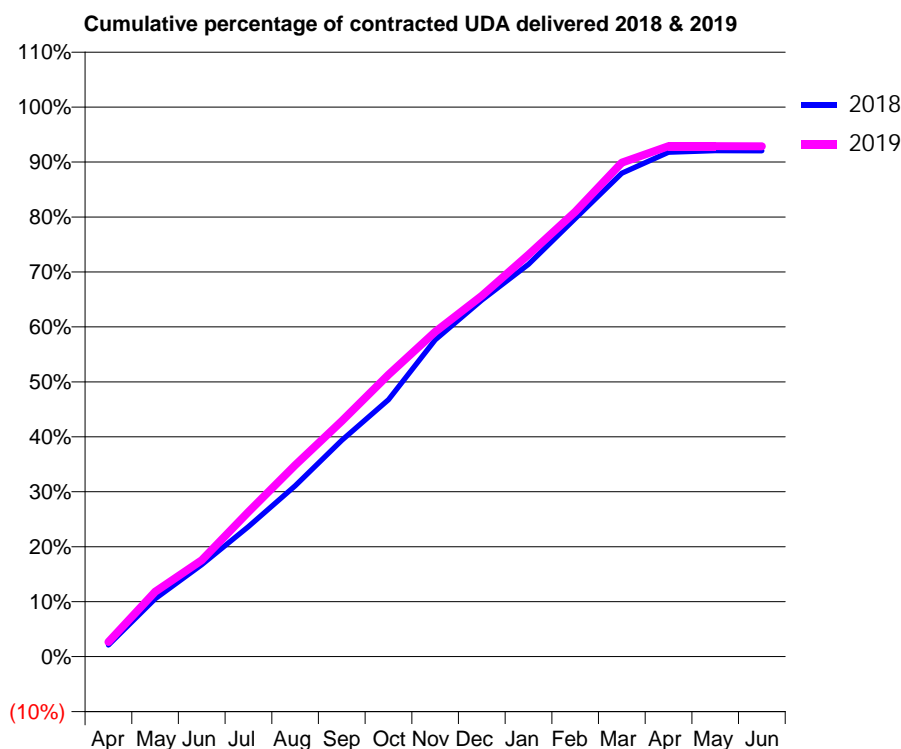
18/19 Contracted general activity (UDA)	30,922
Carry forward general activity (UDA)	0
18/19 Contracted orthodontic activity (UOA)	0
Carry forward orthodontic activity (UOA)	0
Baseline contract value	£682,102.22

### ACCESS\*

Patients seen in 24 months	Total	Change since previous quarter
Quarter ending March 2018	9,447	
Quarter ending June 2018	9,405	→
Quarter ending September 2018	9,438	→
Quarter ending December 2018	9,460	→
Quarter ending March 2019	9,588	→
<b>Variance since March 2018</b>	<b>1.5%</b>	<b>→</b>



### ACTIVITY



Adjusted Scheduled Activity (UDA)		
Month	2018	2019
April	659	831
May	3,262	3,647
June	5,173	5,426
July	7,317	8,143
August	9,615	10,780
September	12,165	13,254
October	14,459	15,859
November	17,825	18,273
December	20,062	20,300
January	22,071	22,616
February	24,653	25,026
March	27,196	27,791
April	28,381	28,721
May	28,465	28,719
June	28,457	28,716

### QUALITY

	Quantity	Base Number	Contract	AT	Region	England
% of FP17s for the same patient ID Re-attending within 3 months - Children	605	4,035	15.0%	11.7%	12.3%	11.8%
% of FP17s for the same patient ID Re-attending within 3 months - Adults	1,828	11,530	15.9%	16.6%	15.9%	15.7%
% of FP17s for the same patient ID Re-attending between 3 & 9 months - Children	2,536	4,035	62.9%	58.1%	60.2%	58.9%
% of FP17s for the same patient ID Re-attending between 3 & 9 months - Adults	6,834	11,530	59.3%	51.8%	53.0%	50.8%
% of FP17s for Band 1 Urgent Courses	1,947	15,502	12.6%	9.7%	9.1%	9.1%
% of FP17s Relating to Free Repair or Replacements	189	15,502	1.2%	1.0%	1.0%	0.8%
% of FP17s Relating to Continuations	75	15,502	0.5%	1.1%	1.0%	0.9%
% of Patients satisfied with the dentistry they have received	6	6	N/A	93.5%	93.2%	92.5%
% of Patients satisfied with the time they had to wait for an appointment	6	6	N/A	89.3%	88.1%	87.0%

\* This is based on patients treated on this contract for their most recent course of treatment.

Figures in *italics* indicate the base number of FP17s or Patient Questionnaire responses are less than 100. N/A is shown where the base number of responses is less than 10 during the period. % is calculated as Quantity/Base number\*100

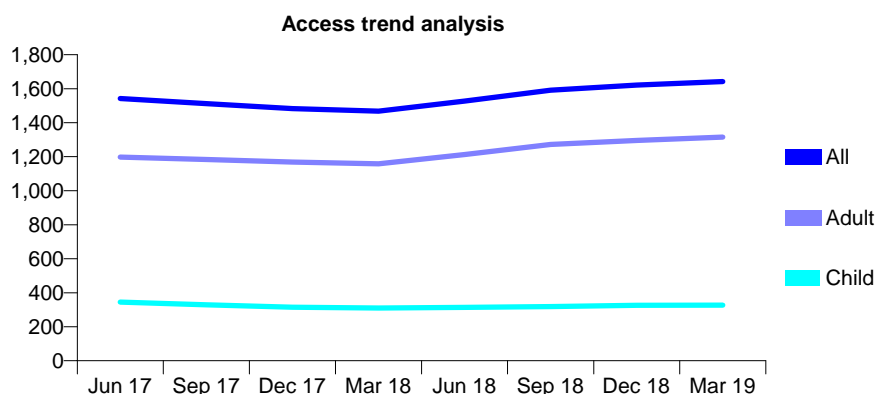
## Q44 - Vital Signs At a Glance Contract Report for 101281/0083 - Year end March 2019

Name or company name	OASIS DENTAL CARE LTD
Contract type name	PDS Contract
Purpose of contract	General
Contract start date	01/04/2006
Contract end date	31/03/2020

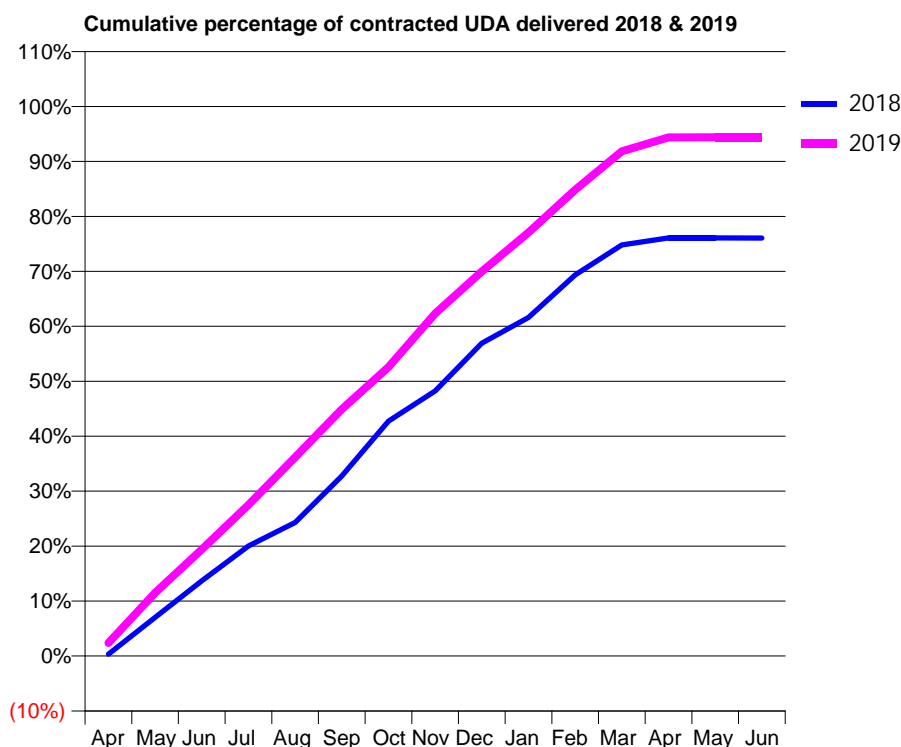
18/19 Contracted general activity (UDA)	5,676
Carry forward general activity (UDA)	0
18/19 Contracted orthodontic activity (UOA)	0
Carry forward orthodontic activity (UOA)	0
Baseline contract value	£137,751.45

### ACCESS\*

Patients seen in 24 months	Total	Change since previous quarter
Quarter ending March 2018	1,468	
Quarter ending June 2018	1,527	↑
Quarter ending September 2018	1,591	↑
Quarter ending December 2018	1,621	→
Quarter ending March 2019	1,642	→
<b>Variance since March 2018</b>	<b>11.9%</b>	<b>↑</b>



### ACTIVITY



Adjusted Scheduled Activity (UDA)		
Month	2018	2019
April	19	134
May	400	654
June	776	1,100
July	1,137	1,561
August	1,379	2,054
September	1,859	2,549
October	2,426	2,984
November	2,740	3,538
December	3,231	3,971
January	3,497	4,375
February	3,937	4,817
March	4,246	5,212
April	4,319	5,356
May	4,319	5,359
June	4,317	5,359

### QUALITY

	Quantity	Base Number	Contract	AT	Region	England
% of FP17s for the same patient ID Re-attending within 3 months - Children	24	455	5.3%	11.7%	12.3%	11.8%
% of FP17s for the same patient ID Re-attending within 3 months - Adults	314	1,900	16.5%	16.6%	15.9%	15.7%
% of FP17s for the same patient ID Re-attending between 3 & 9 months - Children	223	455	49.0%	58.1%	60.2%	58.9%
% of FP17s for the same patient ID Re-attending between 3 & 9 months - Adults	782	1,900	41.2%	51.8%	53.0%	50.8%
% of FP17s for Band 1 Urgent Courses	165	2,374	7.0%	9.7%	9.1%	9.1%
% of FP17s Relating to Free Repair or Replacements	53	2,374	2.2%	1.0%	1.0%	0.8%
% of FP17s Relating to Continuations	54	2,374	2.3%	1.1%	1.0%	0.9%
% of Patients satisfied with the dentistry they have received	1	1	N/A	93.5%	93.2%	92.5%
% of Patients satisfied with the time they had to wait for an appointment	1	1	N/A	89.3%	88.1%	87.0%

\* This is based on patients treated on this contract for their most recent course of treatment.

Figures in italics indicate the base number of FP17s or Patient Questionnaire responses are less than 100. N/A is shown where the base number of responses is less than 10 during the period. % is calculated as Quantity/Base number\*100

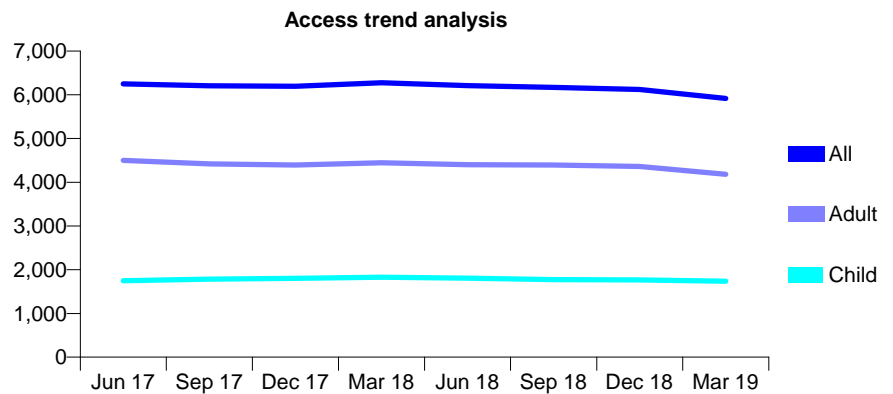
## Q44 - Vital Signs At a Glance Contract Report for 101338/0024 - Year end March 2019

Name or company name	Whitecross Dental Care Limited
Contract type name	GDS Contract
Purpose of contract	General
Contract start date	01/04/2006
Contract end date	

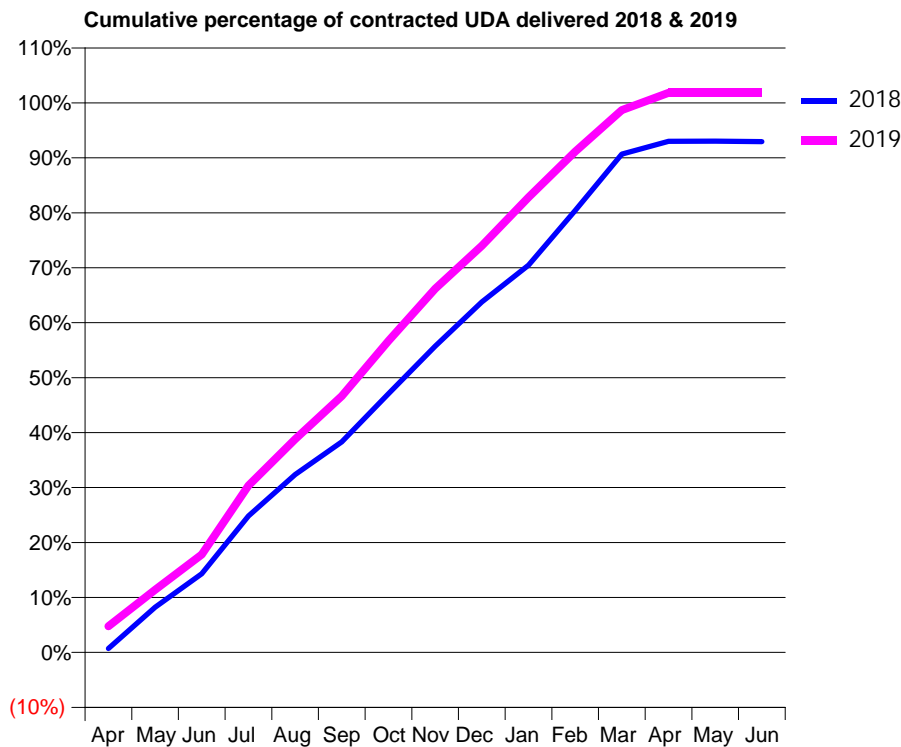
18/19 Contracted general activity (UDA)	15,042
Carry forward general activity (UDA)	0
18/19 Contracted orthodontic activity (UOA)	0
Carry forward orthodontic activity (UOA)	0
Baseline contract value	£464,485.03

### ACCESS\*

Patients seen in 24 months	Total	Change since previous quarter
Quarter ending March 2018	6,276	
Quarter ending June 2018	6,210	↓
Quarter ending September 2018	6,169	→
Quarter ending December 2018	6,123	→
Quarter ending March 2019	5,917	↓
<b>Variance since March 2018</b>	<b>(5.7%)</b>	<b>↓</b>



### ACTIVITY



Adjusted Scheduled Activity (UDA)		
Month	2018	2019
April	107	718
May	1,238	1,712
June	2,150	2,678
July	3,735	4,569
August	4,872	5,837
September	5,761	7,012
October	7,078	8,525
November	8,384	9,957
December	9,593	11,127
January	10,599	12,455
February	12,096	13,708
March	13,638	14,842
April	13,991	15,314
May	13,993	15,318
June	13,981	15,313

### QUALITY

	Quantity	Base Number	Contract	AT	Region	England
% of FP17s for the same patient ID Re-attending within 3 months - Children	168	2,377	7.1%	11.7%	12.3%	11.8%
% of FP17s for the same patient ID Re-attending within 3 months - Adults	668	5,179	12.9%	16.6%	15.9%	15.7%
% of FP17s for the same patient ID Re-attending between 3 & 9 months - Children	1,184	2,377	49.8%	58.1%	60.2%	58.9%
% of FP17s for the same patient ID Re-attending between 3 & 9 months - Adults	2,258	5,179	43.6%	51.8%	53.0%	50.8%
% of FP17s for Band 1 Urgent Courses	516	7,600	6.8%	9.7%	9.1%	9.1%
% of FP17s Relating to Free Repair or Replacements	65	7,600	0.9%	1.0%	1.0%	0.8%
% of FP17s Relating to Continuations	106	7,600	1.4%	1.1%	1.0%	0.9%
% of Patients satisfied with the dentistry they have received	3	3	N/A	93.5%	93.2%	92.5%
% of Patients satisfied with the time they had to wait for an appointment	2	3	N/A	89.3%	88.1%	87.0%

\* This is based on patients treated on this contract for their most recent course of treatment. Figures in italics indicate the base number of FP17s or Patient Questionnaire responses are less than 100. N/A is shown where the base number of responses is less than 10 during the period. % is calculated as Quantity/Base number\*100

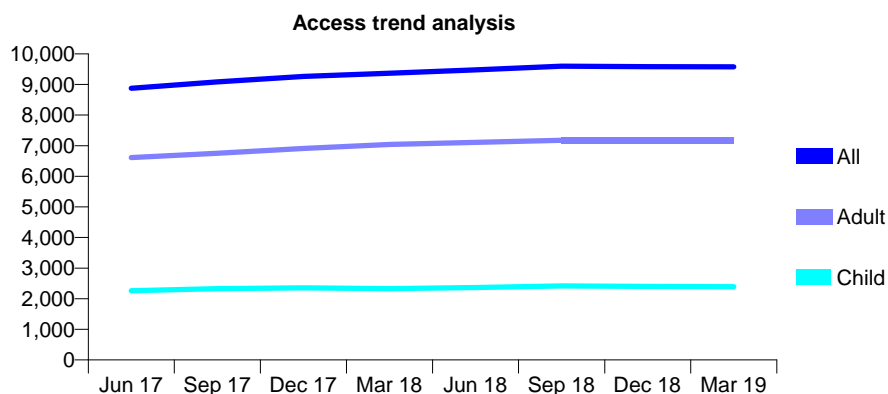
## Q44 - Vital Signs At a Glance Contract Report for 101370/0022 - Year end March 2019

Name or company name	Petrie Tucker & Partners Ltd
Contract type name	GDS Contract
Purpose of contract	General
Contract start date	01/04/2006
Contract end date	

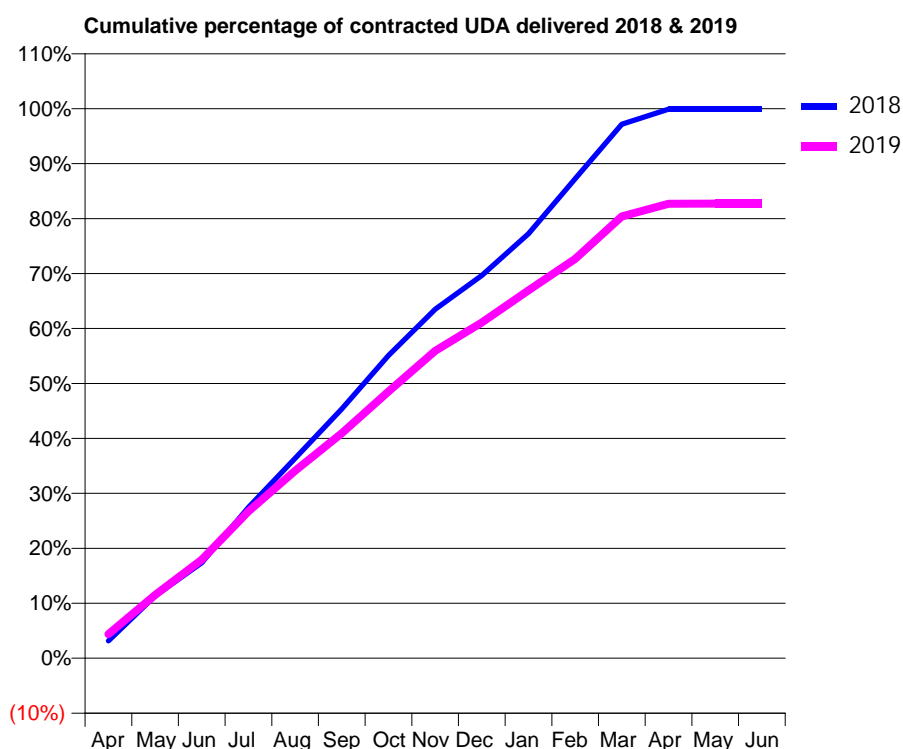
18/19 Contracted general activity (UDA)	24,920
Carry forward general activity (UDA)	26
18/19 Contracted orthodontic activity (UOA)	0
Carry forward orthodontic activity (UOA)	0
Baseline contract value	£736,494.70

### ACCESS\*

Patients seen in 24 months	Total	Change since previous quarter
Quarter ending March 2018	9,366	
Quarter ending June 2018	9,475	→
Quarter ending September 2018	9,598	→
Quarter ending December 2018	9,581	→
Quarter ending March 2019	9,574	→
<b>Variance since March 2018</b>	<b>2.2%</b>	<b>↑</b>



### ACTIVITY



Adjusted Scheduled Activity (UDA)		
Month	2018	2019
April	791	1,091
May	2,829	2,871
June	4,335	4,465
July	6,844	6,659
August	9,065	8,499
September	11,308	10,201
October	13,733	12,091
November	15,821	13,938
December	17,352	15,227
January	19,250	16,684
February	21,740	18,111
March	24,209	20,030
April	24,893	20,603
May	24,894	20,611
June	24,894	20,611

### QUALITY

	Quantity	Base Number	Contract	AT	Region	England
% of FP17s for the same patient ID Re-attending within 3 months - Children	118	2,695	4.4%	11.7%	12.3%	11.8%
% of FP17s for the same patient ID Re-attending within 3 months - Adults	754	7,091	10.6%	16.6%	15.9%	15.7%
% of FP17s for the same patient ID Re-attending between 3 & 9 months - Children	1,304	2,695	48.4%	58.1%	60.2%	58.9%
% of FP17s for the same patient ID Re-attending between 3 & 9 months - Adults	2,771	7,091	39.1%	51.8%	53.0%	50.8%
% of FP17s for Band 1 Urgent Courses	637	9,707	6.6%	9.7%	9.1%	9.1%
% of FP17s Relating to Free Repair or Replacements	76	9,707	0.8%	1.0%	1.0%	0.8%
% of FP17s Relating to Continuations	160	9,707	1.6%	1.1%	1.0%	0.9%
% of Patients satisfied with the dentistry they have received	4	5	N/A	93.5%	93.2%	92.5%
% of Patients satisfied with the time they had to wait for an appointment	3	5	N/A	89.3%	88.1%	87.0%

\* This is based on patients treated on this contract for their most recent course of treatment. Figures in italics indicate the base number of FP17s or Patient Questionnaire responses are less than 100. N/A is shown where the base number of responses is less than 10 during the period. % is calculated as Quantity/Base number\*100

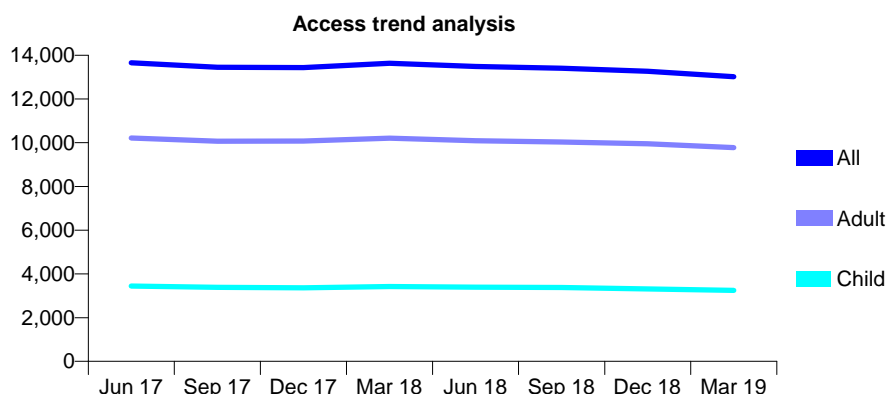
## Q44 - Vital Signs At a Glance Contract Report for 101370/0086 - Year end March 2019

Name or company name	Petrie Tucker & Partners Ltd
Contract type name	GDS Contract
Purpose of contract	General
Contract start date	01/04/2007
Contract end date	

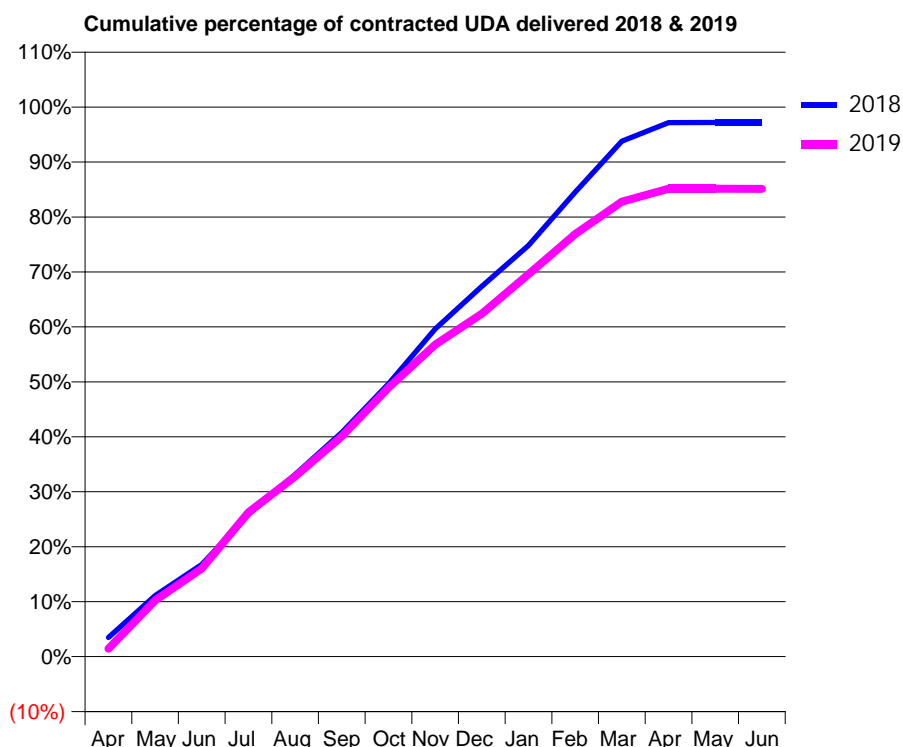
18/19 Contracted general activity (UDA)	41,938
Carry forward general activity (UDA)	1,173
18/19 Contracted orthodontic activity (UOA)	0
Carry forward orthodontic activity (UOA)	0
Baseline contract value	£1,169,497.01

### ACCESS\*

Patients seen in 24 months	Total	Change since previous quarter
Quarter ending March 2018	13,635	
Quarter ending June 2018	13,483	↓
Quarter ending September 2018	13,406	→
Quarter ending December 2018	13,264	↓
Quarter ending March 2019	13,023	↓
<b>Variance since March 2018</b>	<b>(4.5%)</b>	<b>↓</b>



### ACTIVITY



Adjusted Scheduled Activity (UDA)		
Month	2018	2019
April	1,460	605
May	4,656	4,295
June	7,031	6,717
July	10,852	11,014
August	13,904	13,751
September	17,100	16,807
October	20,818	20,525
November	25,009	23,814
December	28,255	26,173
January	31,377	29,182
February	35,450	32,251
March	39,326	34,718
April	40,751	35,708
May	40,766	35,706
June	40,765	35,699

### QUALITY

	Quantity	Base Number	Contract	AT	Region	England
% of FP17s for the same patient ID Re-attending within 3 months - Children	332	4,666	7.1%	11.7%	12.3%	11.8%
% of FP17s for the same patient ID Re-attending within 3 months - Adults	1,884	12,764	14.8%	16.6%	15.9%	15.7%
% of FP17s for the same patient ID Re-attending between 3 & 9 months - Children	2,813	4,666	60.3%	58.1%	60.2%	58.9%
% of FP17s for the same patient ID Re-attending between 3 & 9 months - Adults	6,908	12,764	54.1%	51.8%	53.0%	50.8%
% of FP17s for Band 1 Urgent Courses	1,955	17,276	11.3%	9.7%	9.1%	9.1%
% of FP17s Relating to Free Repair or Replacements	51	17,276	0.3%	1.0%	1.0%	0.8%
% of FP17s Relating to Continuations	275	17,276	1.6%	1.1%	1.0%	0.9%
% of Patients satisfied with the dentistry they have received	12	15	80.0%	93.5%	93.2%	92.5%
% of Patients satisfied with the time they had to wait for an appointment	11	15	73.3%	89.3%	88.1%	87.0%

\* This is based on patients treated on this contract for their most recent course of treatment.  
 Figures in *italics* indicate the base number of FP17s or Patient Questionnaire responses are less than 100. N/A is shown where the base number of responses is less than 10 during the period. % is calculated as Quantity/Base number\*100



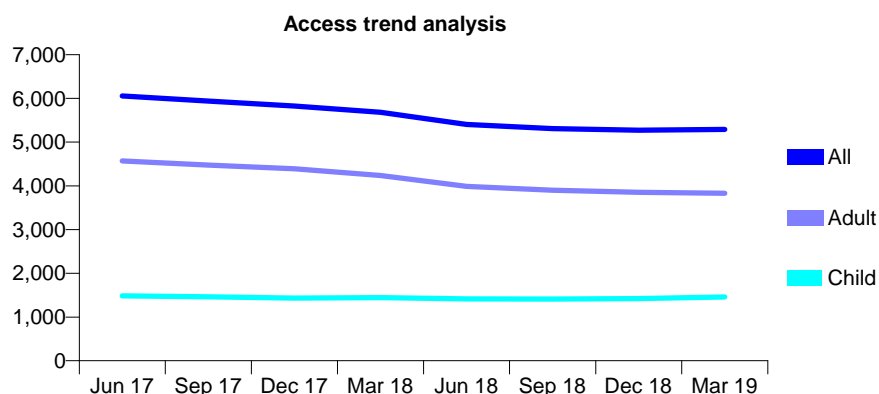
## Q44 - Vital Signs At a Glance Contract Report for 101370/0088 - Year end March 2019

Name or company name	Petrie Tucker & Partners Ltd
Contract type name	GDS Contract
Purpose of contract	General
Contract start date	01/04/2007
Contract end date	

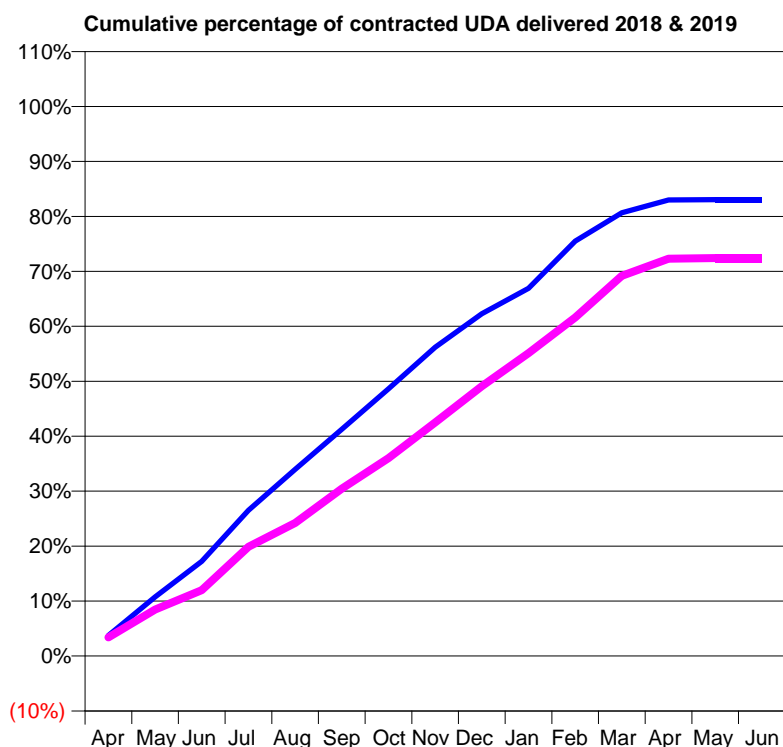
18/19 Contracted general activity (UDA)	20,438
Carry forward general activity (UDA)	0
18/19 Contracted orthodontic activity (UOA)	0
Carry forward orthodontic activity (UOA)	0
Baseline contract value	£644,575.79

### ACCESS\*

Patients seen in 24 months	Total	Change since previous quarter
Quarter ending March 2018	5,683	
Quarter ending June 2018	5,403	↓
Quarter ending September 2018	5,310	↓
Quarter ending December 2018	5,272	→
Quarter ending March 2019	5,290	→
<b>Variance since March 2018</b>	<b>(6.9%)</b>	<b>↓</b>



### ACTIVITY



Adjusted Scheduled Activity (UDA)		
Month	2018	2019
April	768	695
May	2,202	1,728
June	3,520	2,454
July	5,420	4,063
August	6,943	4,953
September	8,435	6,224
October	9,938	7,358
November	11,485	8,688
December	12,728	10,030
January	13,675	11,265
February	15,431	12,591
March	16,484	14,138
April	16,962	14,775
May	16,972	14,797
June	16,972	14,799

### QUALITY

	Quantity	Base Number	Contract	AT	Region	England
% of FP17s for the same patient ID Re-attending within 3 months - Children	83	1,662	5.0%	11.7%	12.3%	11.8%
% of FP17s for the same patient ID Re-attending within 3 months - Adults	368	3,935	9.4%	16.6%	15.9%	15.7%
% of FP17s for the same patient ID Re-attending between 3 & 9 months - Children	708	1,662	42.6%	58.1%	60.2%	58.9%
% of FP17s for the same patient ID Re-attending between 3 & 9 months - Adults	1,709	3,935	43.4%	51.8%	53.0%	50.8%
% of FP17s for Band 1 Urgent Courses	317	5,573	5.7%	9.7%	9.1%	9.1%
% of FP17s Relating to Free Repair or Replacements	26	5,573	0.5%	1.0%	1.0%	0.8%
% of FP17s Relating to Continuations	26	5,573	0.5%	1.1%	1.0%	0.9%
% of Patients satisfied with the dentistry they have received	3	3	N/A	93.5%	93.2%	92.5%
% of Patients satisfied with the time they had to wait for an appointment	3	3	N/A	89.3%	88.1%	87.0%

\* This is based on patients treated on this contract for their most recent course of treatment.

Figures in italics indicate the base number of FP17s or Patient Questionnaire responses are less than 100. N/A is shown where the base number of responses is less than 10 during the period. % is calculated as Quantity/Base number\*100

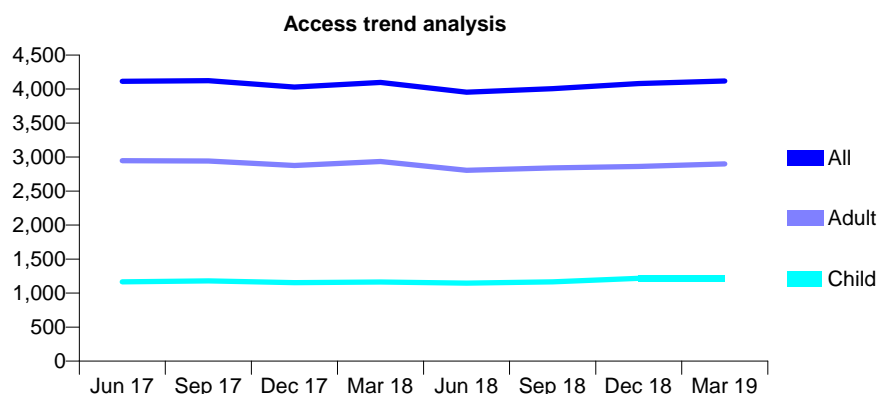
## Q44 - Vital Signs At a Glance Contract Report for 101370/0089 - Year end March 2019

Name or company name	Petrie Tucker & Partners Ltd
Contract type name	GDS Contract
Purpose of contract	General
Contract start date	01/04/2007
Contract end date	

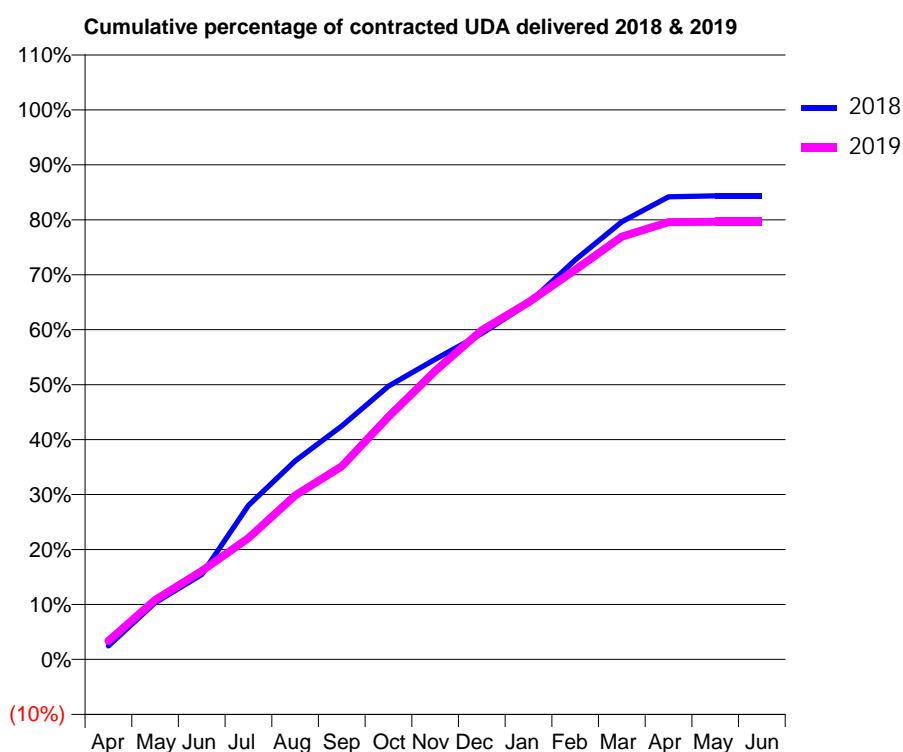
18/19 Contracted general activity (UDA)	14,509
Carry forward general activity (UDA)	0
18/19 Contracted orthodontic activity (UOA)	0
Carry forward orthodontic activity (UOA)	0
Baseline contract value	£457,379.68

### ACCESS\*

Patients seen in 24 months	Total	Change since previous quarter
Quarter ending March 2018	4,097	
Quarter ending June 2018	3,953	↓
Quarter ending September 2018	4,006	→
Quarter ending December 2018	4,081	→
Quarter ending March 2019	4,118	→
<b>Variance since March 2018</b>	<b>0.5%</b>	<b>→</b>



### ACTIVITY



Adjusted Scheduled Activity (UDA)		
Month	2018	2019
April	357	488
May	1,496	1,573
June	2,243	2,335
July	4,068	3,207
August	5,240	4,330
September	6,163	5,101
October	7,215	6,408
November	7,925	7,617
December	8,602	8,687
January	9,404	9,429
February	10,547	10,285
March	11,552	11,163
April	12,213	11,548
May	12,236	11,553
June	12,236	11,553

### QUALITY

	Quantity	Base Number	Contract	AT	Region	England
% of FP17s for the same patient ID Re-attending within 3 months - Children	95	1,560	6.1%	11.7%	12.3%	11.8%
% of FP17s for the same patient ID Re-attending within 3 months - Adults	439	3,308	13.3%	16.6%	15.9%	15.7%
% of FP17s for the same patient ID Re-attending between 3 & 9 months - Children	712	1,560	45.6%	58.1%	60.2%	58.9%
% of FP17s for the same patient ID Re-attending between 3 & 9 months - Adults	1,368	3,308	41.4%	51.8%	53.0%	50.8%
% of FP17s for Band 1 Urgent Courses	425	4,769	8.9%	9.7%	9.1%	9.1%
% of FP17s Relating to Free Repair or Replacements	22	4,769	0.5%	1.0%	1.0%	0.8%
% of FP17s Relating to Continuations	47	4,769	1.0%	1.1%	1.0%	0.9%
% of Patients satisfied with the dentistry they have received	1	1	N/A	93.5%	93.2%	92.5%
% of Patients satisfied with the time they had to wait for an appointment	1	1	N/A	89.3%	88.1%	87.0%

\* This is based on patients treated on this contract for their most recent course of treatment. Figures in italics indicate the base number of FP17s or Patient Questionnaire responses are less than 100. N/A is shown where the base number of responses is less than 10 during the period. % is calculated as Quantity/Base number\*100

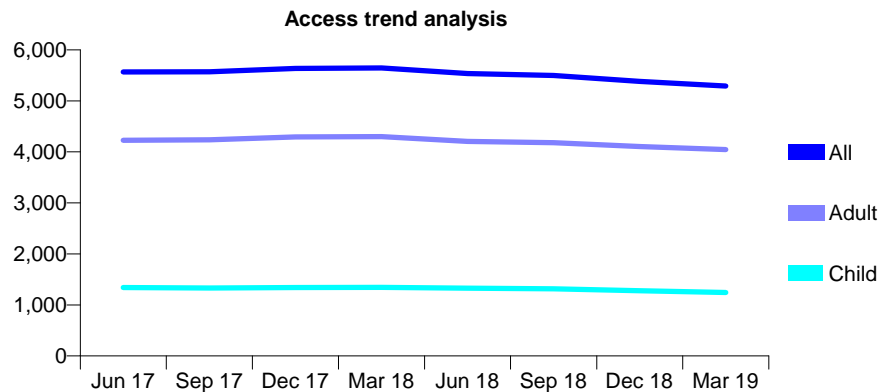
## Q44 - Vital Signs At a Glance Contract Report for 101370/0134 - Year end March 2019

Name or company name	Petrie Tucker & Partners Ltd
Contract type name	GDS Contract
Purpose of contract	General
Contract start date	01/04/2012
Contract end date	

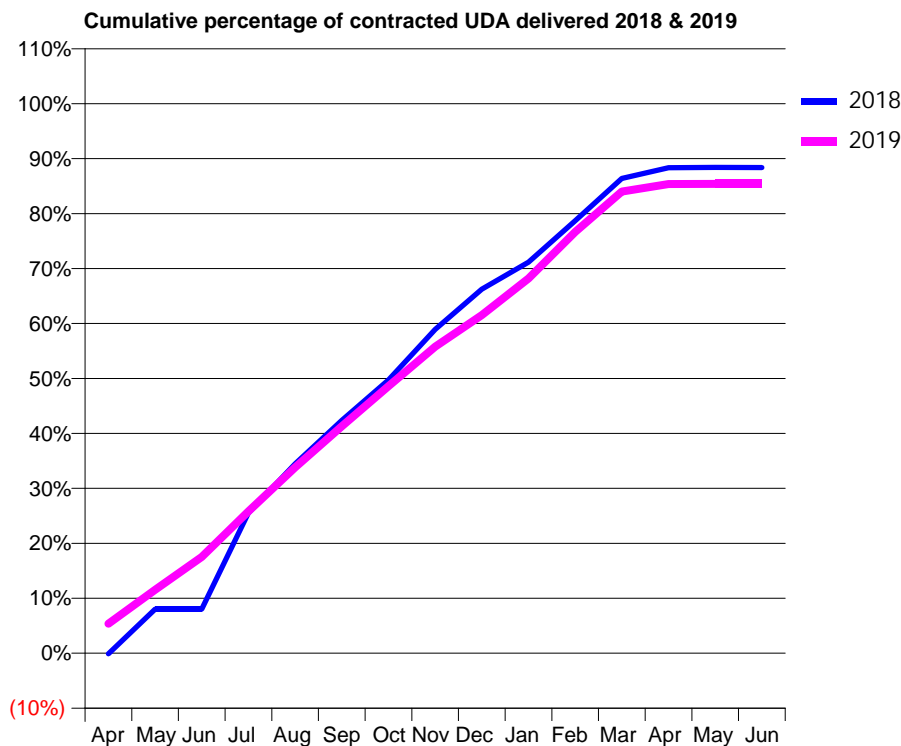
18/19 Contracted general activity (UDA)	19,300
Carry forward general activity (UDA)	0
18/19 Contracted orthodontic activity (UOA)	0
Carry forward orthodontic activity (UOA)	0
Baseline contract value	£608,625.44

### ACCESS\*

Patients seen in 24 months	Total	Change since previous quarter
Quarter ending March 2018	5,645	
Quarter ending June 2018	5,535	↓
Quarter ending September 2018	5,497	→
Quarter ending December 2018	5,383	↓
Quarter ending March 2019	5,289	↓
<b>Variance since March 2018</b>	<b>(6.3%)</b>	<b>↓</b>



### ACTIVITY



Adjusted Scheduled Activity (UDA)		
Month	2018	2019
April	-19	1,038
May	1,550	2,230
June	1,550	3,385
July	4,934	4,979
August	6,651	6,528
September	8,176	7,969
October	9,598	9,379
November	11,374	10,767
December	12,785	11,876
January	13,735	13,162
February	15,192	14,798
March	16,676	16,213
April	17,051	16,473
May	17,060	16,485
June	17,056	16,485

### QUALITY

	Quantity	Base Number	Contract	AT	Region	England
% of FP17s for the same patient ID Re-attending within 3 months - Children	111	1,852	6.0%	11.7%	12.3%	11.8%
% of FP17s for the same patient ID Re-attending within 3 months - Adults	704	5,243	13.4%	16.6%	15.9%	15.7%
% of FP17s for the same patient ID Re-attending between 3 & 9 months - Children	1,099	1,852	59.3%	58.1%	60.2%	58.9%
% of FP17s for the same patient ID Re-attending between 3 & 9 months - Adults	2,631	5,243	50.2%	51.8%	53.0%	50.8%
% of FP17s for Band 1 Urgent Courses	582	7,025	8.3%	9.7%	9.1%	9.1%
% of FP17s Relating to Free Repair or Replacements	57	7,025	0.8%	1.0%	1.0%	0.8%
% of FP17s Relating to Continuations	127	7,025	1.8%	1.1%	1.0%	0.9%
% of Patients satisfied with the dentistry they have received	3	3	N/A	93.5%	93.2%	92.5%
% of Patients satisfied with the time they had to wait for an appointment	2	3	N/A	89.3%	88.1%	87.0%

\* This is based on patients treated on this contract for their most recent course of treatment.

Figures in italics indicate the base number of FP17s or Patient Questionnaire responses are less than 100. N/A is shown where the base number of responses is less than 10 during the period. % is calculated as Quantity/Base number\*100

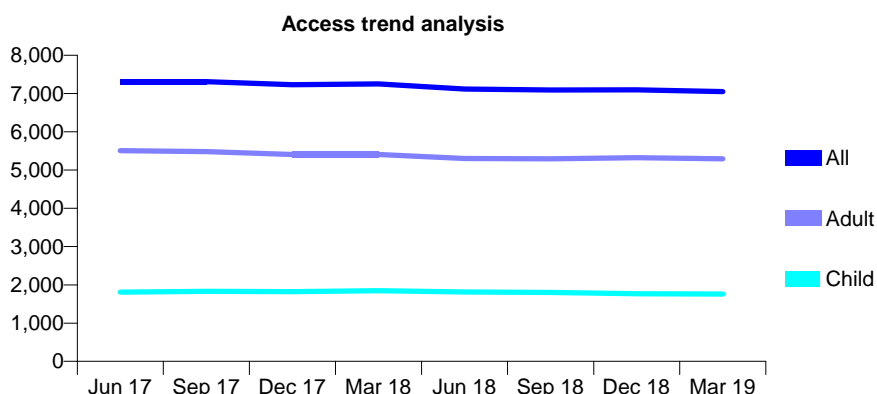
## Q44 - Vital Signs At a Glance Contract Report for 101435/0087 - Year end March 2019

Name or company name	IDH Limited
Contract type name	GDS Contract
Purpose of contract	General
Contract start date	25/02/2008
Contract end date	

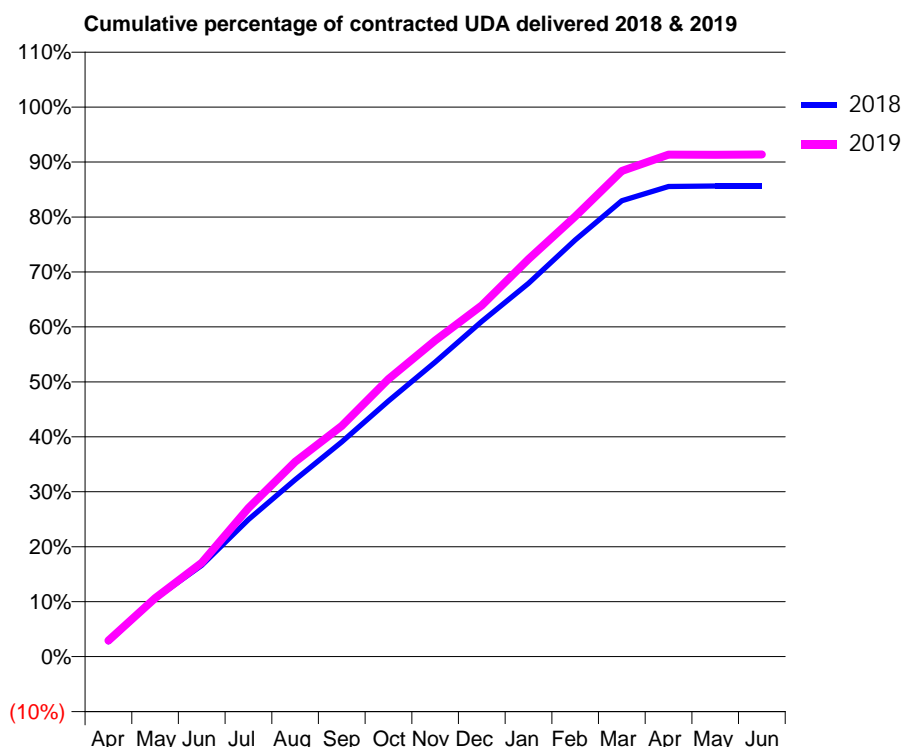
18/19 Contracted general activity (UDA)	20,000
Carry forward general activity (UDA)	0
18/19 Contracted orthodontic activity (UOA)	0
Carry forward orthodontic activity (UOA)	0
Baseline contract value	£542,564.48

### ACCESS\*

Patients seen in 24 months	Total	Change since previous quarter
Quarter ending March 2018	7,254	
Quarter ending June 2018	7,115	↓
Quarter ending September 2018	7,093	→
Quarter ending December 2018	7,094	→
Quarter ending March 2019	7,049	→
<b>Variance since March 2018</b>	<b>(2.8%)</b>	<b>↓</b>



### ACTIVITY



Adjusted Scheduled Activity (UDA)		
Month	2018	2019
April	541	583
May	2,115	2,126
June	3,324	3,416
July	4,994	5,409
August	6,436	7,094
September	7,817	8,393
October	9,307	10,102
November	10,721	11,507
December	12,200	12,782
January	13,588	14,465
February	15,167	16,017
March	16,592	17,675
April	17,110	18,264
May	17,128	18,263
June	17,128	18,276

### QUALITY

	Quantity	Base Number	Contract	AT	Region	England
% of FP17s for the same patient ID Re-attending within 3 months - Children	139	2,316	6.0%	11.7%	12.3%	11.8%
% of FP17s for the same patient ID Re-attending within 3 months - Adults	705	6,292	11.2%	16.6%	15.9%	15.7%
% of FP17s for the same patient ID Re-attending between 3 & 9 months - Children	1,262	2,316	54.5%	58.1%	60.2%	58.9%
% of FP17s for the same patient ID Re-attending between 3 & 9 months - Adults	2,928	6,292	46.5%	51.8%	53.0%	50.8%
% of FP17s for Band 1 Urgent Courses	650	8,614	7.5%	9.7%	9.1%	9.1%
% of FP17s Relating to Free Repair or Replacements	104	8,614	1.2%	1.0%	1.0%	0.8%
% of FP17s Relating to Continuations	111	8,614	1.3%	1.1%	1.0%	0.9%
% of Patients satisfied with the dentistry they have received	5	6	N/A	93.5%	93.2%	92.5%
% of Patients satisfied with the time they had to wait for an appointment	6	6	N/A	89.3%	88.1%	87.0%

\* This is based on patients treated on this contract for their most recent course of treatment.  
 Figures in *italics* indicate the base number of FP17s or Patient Questionnaire responses are less than 100. N/A is shown where the base number of responses is less than 10 during the period. % is calculated as Quantity/Base number\*100

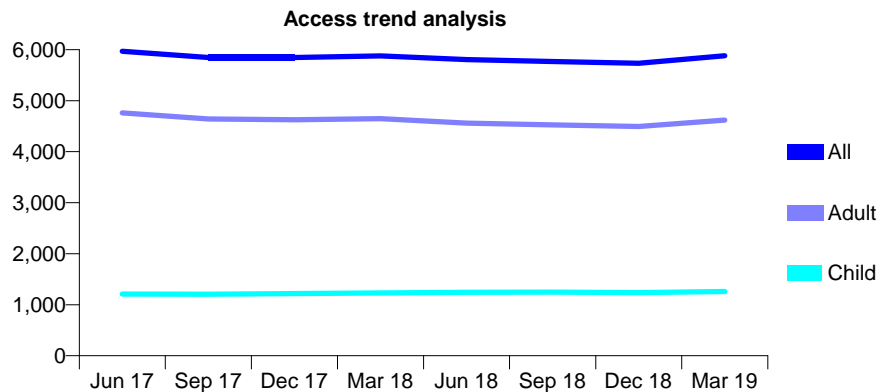
## Q44 - Vital Signs At a Glance Contract Report for 101435/0093 - Year end March 2019

Name or company name	IDH Limited
Contract type name	GDS Contract
Purpose of contract	General
Contract start date	01/04/2008
Contract end date	

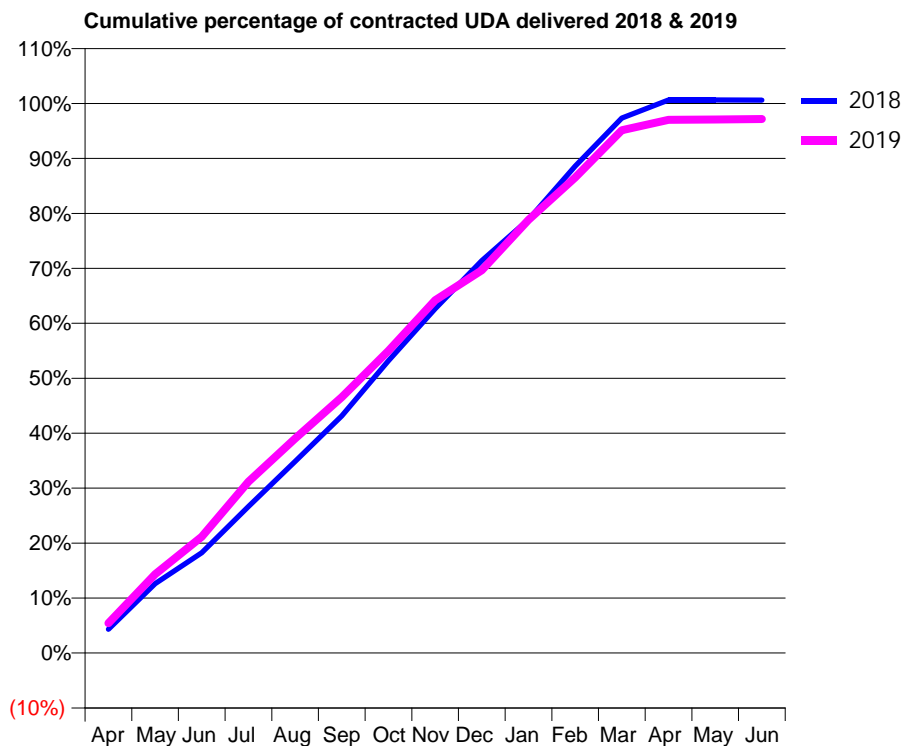
18/19 Contracted general activity (UDA)	17,614
Carry forward general activity (UDA)	0
18/19 Contracted orthodontic activity (UOA)	0
Carry forward orthodontic activity (UOA)	0
Baseline contract value	£437,287.38

### ACCESS\*

Patients seen in 24 months	Total	Change since previous quarter
Quarter ending March 2018	5,879	
Quarter ending June 2018	5,804	↓
Quarter ending September 2018	5,769	→
Quarter ending December 2018	5,733	→
Quarter ending March 2019	5,880	↑
<b>Variance since March 2018</b>	<b>0.0%</b>	<b>→</b>



### ACTIVITY



Adjusted Scheduled Activity (UDA)		
Month	2018	2019
April	764	963
May	2,223	2,544
June	3,212	3,752
July	4,696	5,525
August	6,144	6,917
September	7,598	8,252
October	9,369	9,747
November	11,032	11,376
December	12,578	12,345
January	13,893	13,964
February	15,610	15,339
March	17,147	16,858
April	17,724	17,191
May	17,723	17,201
June	17,721	17,217

### QUALITY

	Quantity	Base Number	Contract	AT	Region	England
% of FP17s for the same patient ID Re-attending within 3 months - Children	98	1,820	5.4%	11.7%	12.3%	11.8%
% of FP17s for the same patient ID Re-attending within 3 months - Adults	692	5,803	11.9%	16.6%	15.9%	15.7%
% of FP17s for the same patient ID Re-attending between 3 & 9 months - Children	1,145	1,820	62.9%	58.1%	60.2%	58.9%
% of FP17s for the same patient ID Re-attending between 3 & 9 months - Adults	2,925	5,803	50.4%	51.8%	53.0%	50.8%
% of FP17s for Band 1 Urgent Courses	458	7,575	6.0%	9.7%	9.1%	9.1%
% of FP17s Relating to Free Repair or Replacements	33	7,575	0.4%	1.0%	1.0%	0.8%
% of FP17s Relating to Continuations	151	7,575	2.0%	1.1%	1.0%	0.9%
% of Patients satisfied with the dentistry they have received	5	5	N/A	93.5%	93.2%	92.5%
% of Patients satisfied with the time they had to wait for an appointment	5	5	N/A	89.3%	88.1%	87.0%

\* This is based on patients treated on this contract for their most recent course of treatment.

Figures in italics indicate the base number of FP17s or Patient Questionnaire responses are less than 100. N/A is shown where the base number of responses is less than 10 during the period. % is calculated as Quantity/Base number\*100

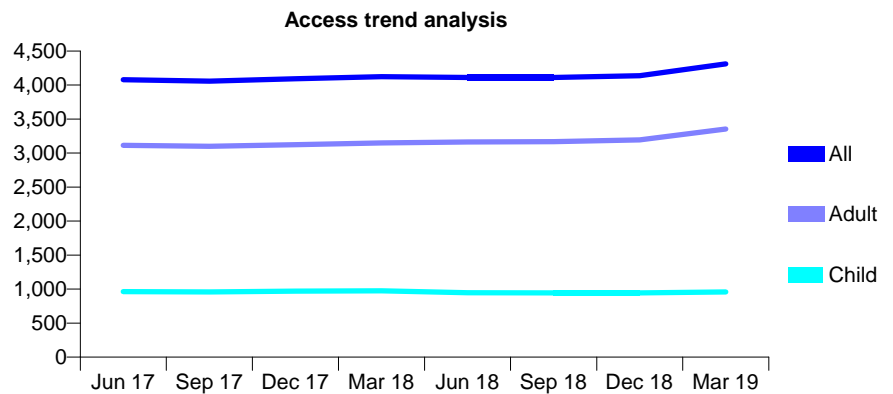
## Q44 - Vital Signs At a Glance Contract Report for 102059/0001 - Year end March 2019

Name or company name	Chester Road Dental Practice
Contract type name	GDS Contract
Purpose of contract	General
Contract start date	01/01/2011
Contract end date	

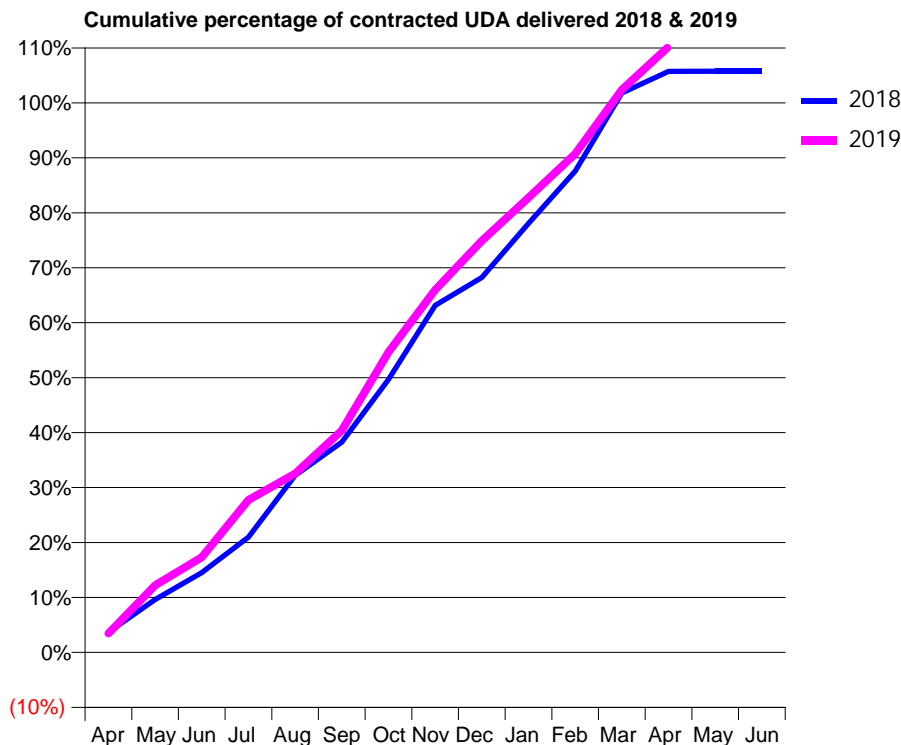
18/19 Contracted general activity (UDA)	8,313
Carry forward general activity (UDA)	0
18/19 Contracted orthodontic activity (UOA)	0
Carry forward orthodontic activity (UOA)	0
Baseline contract value	£245,598.08

### ACCESS\*

Patients seen in 24 months	Total	Change since previous quarter
Quarter ending March 2018	4,125	
Quarter ending June 2018	4,112	→
Quarter ending September 2018	4,113	→
Quarter ending December 2018	4,139	→
Quarter ending March 2019	4,313	↑
<b>Variance since March 2018</b>	<b>4.6%</b>	<b>↑</b>



### ACTIVITY



Adjusted Scheduled Activity (UDA)		
Month	2018	2019
April	313	288
May	815	1,016
June	1,232	1,439
July	1,779	2,307
August	2,732	2,706
September	3,243	3,357
October	4,211	4,545
November	5,356	5,483
December	5,786	6,226
January	6,618	6,878
February	7,426	7,542
March	8,630	8,511
April	8,963	9,162
May	8,968	9,203
June	8,968	9,200

### QUALITY

	Quantity	Base Number	Contract	AT	Region	England
% of FP17s for the same patient ID Re-attending within 3 months - Children	72	1,257	5.7%	11.7%	12.3%	11.8%
% of FP17s for the same patient ID Re-attending within 3 months - Adults	477	3,948	12.1%	16.6%	15.9%	15.7%
% of FP17s for the same patient ID Re-attending between 3 & 9 months - Children	627	1,257	49.9%	58.1%	60.2%	58.9%
% of FP17s for the same patient ID Re-attending between 3 & 9 months - Adults	1,595	3,948	40.4%	51.8%	53.0%	50.8%
% of FP17s for Band 1 Urgent Courses	1,030	5,399	19.1%	9.7%	9.1%	9.1%
% of FP17s Relating to Free Repair or Replacements	40	5,399	0.7%	1.0%	1.0%	0.8%
% of FP17s Relating to Continuations	39	5,399	0.7%	1.1%	1.0%	0.9%
% of Patients satisfied with the dentistry they have received	1	1	N/A	93.5%	93.2%	92.5%
% of Patients satisfied with the time they had to wait for an appointment	1	1	N/A	89.3%	88.1%	87.0%

\* This is based on patients treated on this contract for their most recent course of treatment.

Figures in italics indicate the base number of FP17s or Patient Questionnaire responses are less than 100. N/A is shown where the base number of responses is less than 10 during the period. % is calculated as Quantity/Base number\*100

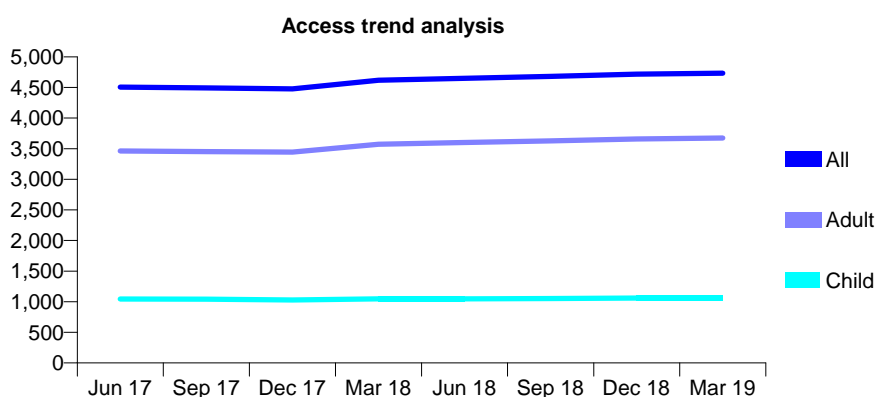
## Q44 - Vital Signs At a Glance Contract Report for 102172/0001 - Year end March 2019

Name or company name	Crystal Dental Clinic Ltd
Contract type name	GDS Contract
Purpose of contract	General
Contract start date	01/05/2011
Contract end date	

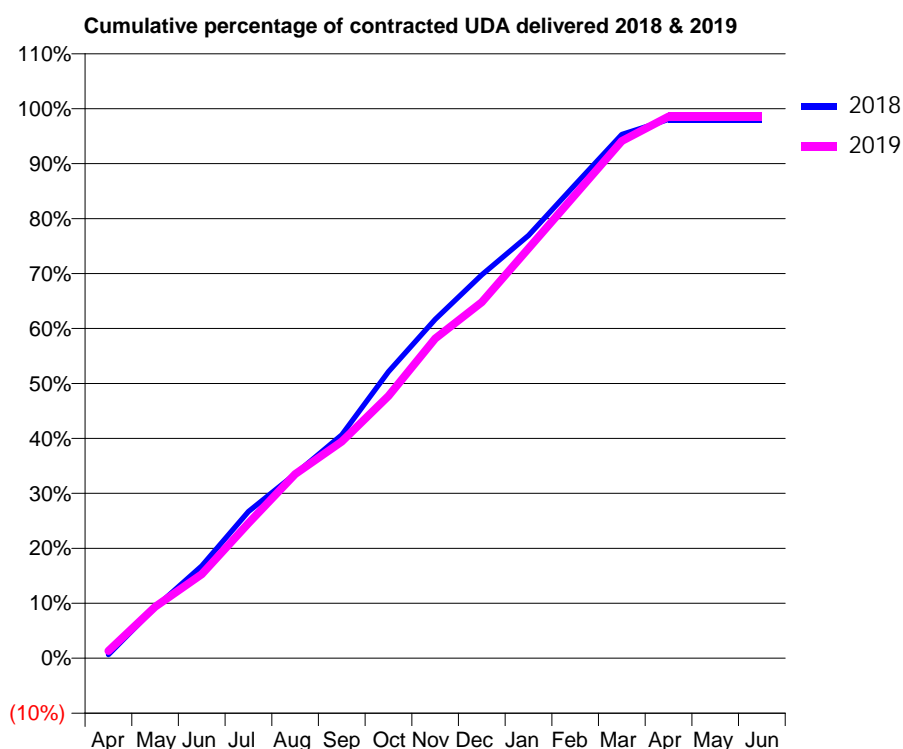
18/19 Contracted general activity (UDA)	13,705
Carry forward general activity (UDA)	266
18/19 Contracted orthodontic activity (UOA)	0
Carry forward orthodontic activity (UOA)	0
Baseline contract value	£376,098.09

### ACCESS\*

Patients seen in 24 months	Total	Change since previous quarter
Quarter ending March 2018	4,618	
Quarter ending June 2018	4,650	→
Quarter ending September 2018	4,680	→
Quarter ending December 2018	4,717	→
Quarter ending March 2019	4,734	→
<b>Variance since March 2018</b>	<b>2.5%</b>	<b>↑</b>



### ACTIVITY



Adjusted Scheduled Activity (UDA)		
Month	2018	2019
April	93	180
May	1,270	1,282
June	2,300	2,094
July	3,658	3,368
August	4,597	4,590
September	5,569	5,402
October	7,147	6,541
November	8,453	7,975
December	9,559	8,877
January	10,540	10,220
February	11,812	11,563
March	13,063	12,899
April	13,438	13,508
May	13,438	13,507
June	13,438	13,507

### QUALITY

	Quantity	Base Number	Contract	AT	Region	England
% of FP17s for the same patient ID Re-attending within 3 months - Children	155	1,814	8.5%	11.7%	12.3%	11.8%
% of FP17s for the same patient ID Re-attending within 3 months - Adults	1,042	6,411	16.3%	16.6%	15.9%	15.7%
% of FP17s for the same patient ID Re-attending between 3 & 9 months - Children	1,152	1,814	63.5%	58.1%	60.2%	58.9%
% of FP17s for the same patient ID Re-attending between 3 & 9 months - Adults	4,037	6,411	63.0%	51.8%	53.0%	50.8%
% of FP17s for Band 1 Urgent Courses	433	7,573	5.7%	9.7%	9.1%	9.1%
% of FP17s Relating to Free Repair or Replacements	110	7,573	1.5%	1.0%	1.0%	0.8%
% of FP17s Relating to Continuations	84	7,573	1.1%	1.1%	1.0%	0.9%
% of Patients satisfied with the dentistry they have received	1	1	N/A	93.5%	93.2%	92.5%
% of Patients satisfied with the time they had to wait for an appointment	1	1	N/A	89.3%	88.1%	87.0%

\* This is based on patients treated on this contract for their most recent course of treatment.

Figures in italics indicate the base number of FP17s or Patient Questionnaire responses are less than 100. N/A is shown where the base number of responses is less than 10 during the period. % is calculated as Quantity/Base number\*100



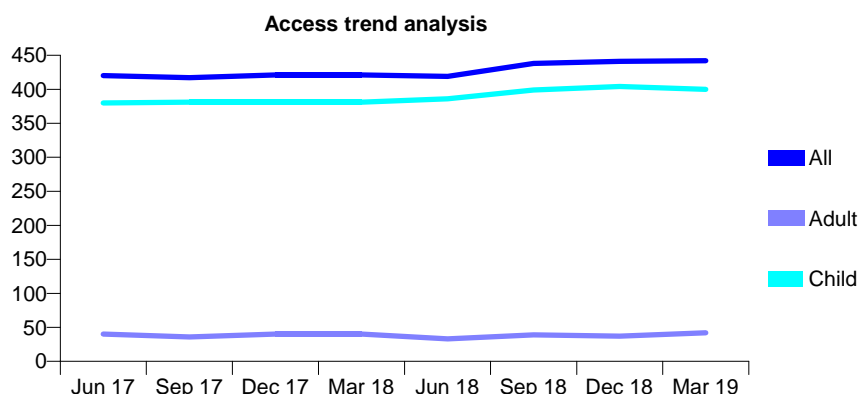
## Q44 - Vital Signs At a Glance Contract Report for 103292/0001 - Year end March 2019

Name or company name	Baran & Hull Ltd
Contract type name	GDS Contract
Purpose of contract	General
Contract start date	01/04/2011
Contract end date	

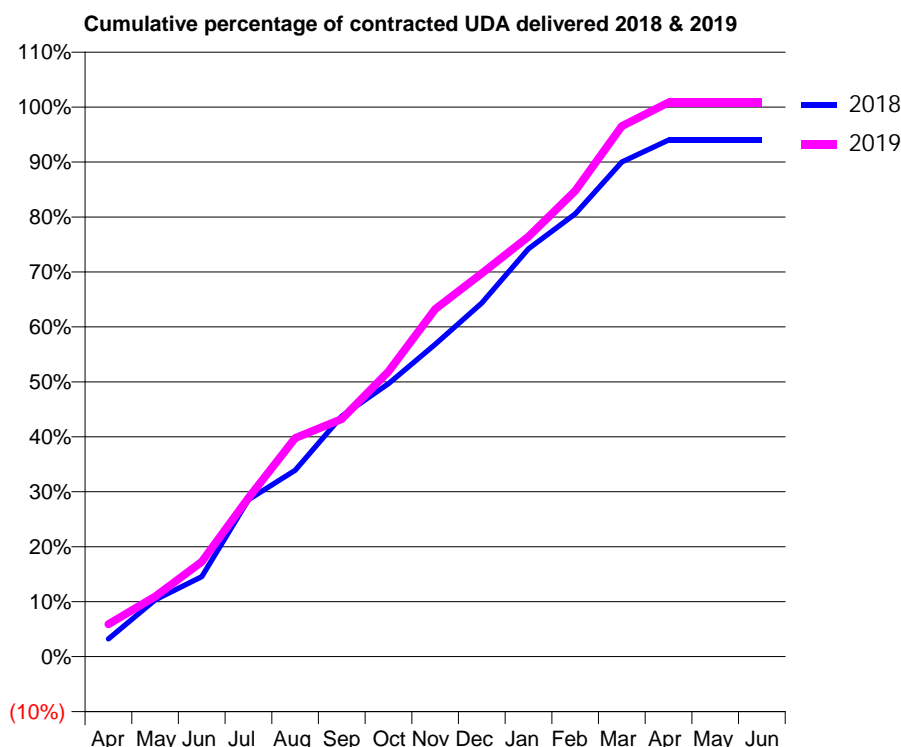
18/19 Contracted general activity (UDA)	1,000
Carry forward general activity (UDA)	0
18/19 Contracted orthodontic activity (UOA)	0
Carry forward orthodontic activity (UOA)	0
Baseline contract value	£25,876.66

### ACCESS\*

Patients seen in 24 months	Total	Change since previous quarter
Quarter ending March 2018	421	
Quarter ending June 2018	419	→
Quarter ending September 2018	438	↑
Quarter ending December 2018	441	→
Quarter ending March 2019	442	→
<b>Variance since March 2018</b>	<b>5.0%</b>	<b>↑</b>



### ACTIVITY



Adjusted Scheduled Activity (UDA)		
Month	2018	2019
April	32	59
May	103	109
June	146	173
July	286	289
August	339	398
September	438	432
October	497	519
November	568	633
December	643	697
January	742	764
February	806	848
March	900	965
April	940	1,008
May	940	1,008
June	940	1,008

### QUALITY

	Quantity	Base Number	Contract	AT	Region	England
% of FP17s for the same patient ID Re-attending within 3 months - Children	108	891	12.1%	11.7%	12.3%	11.8%
% of FP17s for the same patient ID Re-attending within 3 months - Adults	0	0	N/A	16.6%	15.9%	15.7%
% of FP17s for the same patient ID Re-attending between 3 & 9 months - Children	640	891	71.8%	58.1%	60.2%	58.9%
% of FP17s for the same patient ID Re-attending between 3 & 9 months - Adults	0	0	N/A	51.8%	53.0%	50.8%
% of FP17s for Band 1 Urgent Courses	27	889	3.0%	9.7%	9.1%	9.1%
% of FP17s Relating to Free Repair or Replacements	0	889	0.0%	1.0%	1.0%	0.8%
% of FP17s Relating to Continuations	0	889	0.0%	1.1%	1.0%	0.9%
% of Patients satisfied with the dentistry they have received	0	0	N/A	93.5%	93.2%	92.5%
% of Patients satisfied with the time they had to wait for an appointment	0	0	N/A	89.3%	88.1%	87.0%

\* This is based on patients treated on this contract for their most recent course of treatment.  
 Figures in *italics* indicate the base number of FP17s or Patient Questionnaire responses are less than 100. N/A is shown where the base number of responses is less than 10 during the period. % is calculated as Quantity/Base number\*100

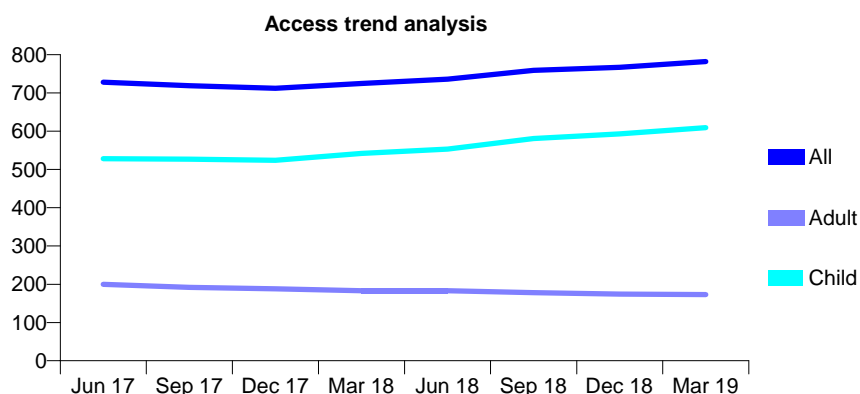
## Q44 - Vital Signs At a Glance Contract Report for 103306/0001 - Year end March 2019

Name or company name	PD Dental Care Ltd
Contract type name	GDS Contract
Purpose of contract	General
Contract start date	01/05/2011
Contract end date	

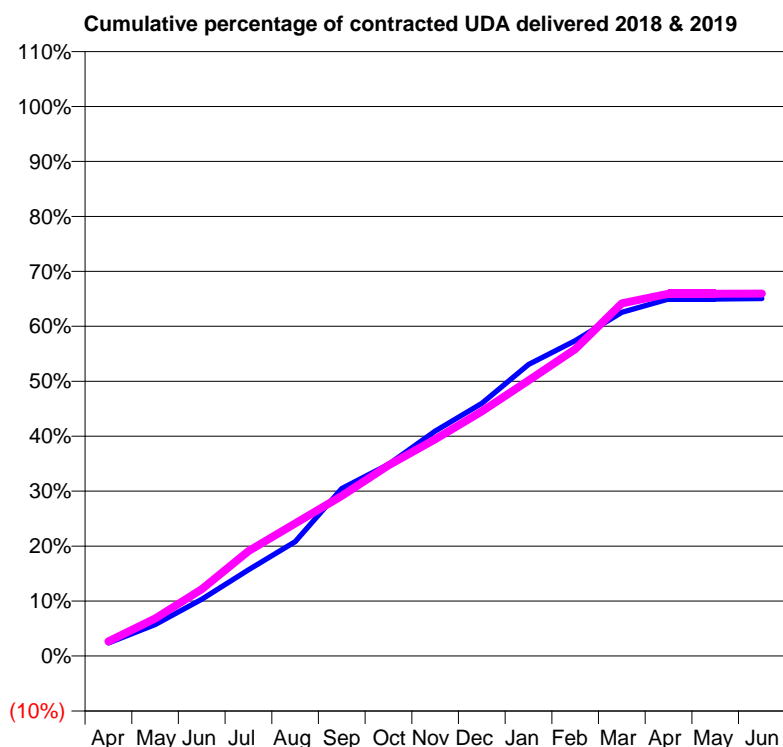
18/19 Contracted general activity (UDA)	2,648
Carry forward general activity (UDA)	0
18/19 Contracted orthodontic activity (UOA)	0
Carry forward orthodontic activity (UOA)	0
Baseline contract value	£68,662.76

### ACCESS\*

Patients seen in 24 months	Total	Change since previous quarter
Quarter ending March 2018	725	
Quarter ending June 2018	736	→
Quarter ending September 2018	759	↑
Quarter ending December 2018	767	→
Quarter ending March 2019	782	→
<b>Variance since March 2018</b>	<b>7.9%</b>	<b>↑</b>



### ACTIVITY



Adjusted Scheduled Activity (UDA)		
Month	2018	2019
April	62	71
May	152	181
June	273	322
July	415	506
August	551	639
September	808	772
October	924	919
November	1,084	1,044
December	1,218	1,179
January	1,405	1,327
February	1,519	1,479
March	1,656	1,700
April	1,720	1,745
May	1,720	1,745
June	1,722	1,746

### QUALITY

	Quantity	Base Number	Contract	AT	Region	England
% of FP17s for the same patient ID Re-attending within 3 months - Children	67	1,113	6.0%	11.7%	12.3%	11.8%
% of FP17s for the same patient ID Re-attending within 3 months - Adults	11	192	5.7%	16.6%	15.9%	15.7%
% of FP17s for the same patient ID Re-attending between 3 & 9 months - Children	813	1,113	73.0%	58.1%	60.2%	58.9%
% of FP17s for the same patient ID Re-attending between 3 & 9 months - Adults	149	192	77.6%	51.8%	53.0%	50.8%
% of FP17s for Band 1 Urgent Courses	52	1,284	4.0%	9.7%	9.1%	9.1%
% of FP17s Relating to Free Repair or Replacements	0	1,284	0.0%	1.0%	1.0%	0.8%
% of FP17s Relating to Continuations	0	1,284	0.0%	1.1%	1.0%	0.9%
% of Patients satisfied with the dentistry they have received	0	0	N/A	93.5%	93.2%	92.5%
% of Patients satisfied with the time they had to wait for an appointment	0	0	N/A	89.3%	88.1%	87.0%

\* This is based on patients treated on this contract for their most recent course of treatment.

Figures in italics indicate the base number of FP17s or Patient Questionnaire responses are less than 100. N/A is shown where the base number of responses is less than 10 during the period. % is calculated as Quantity/Base number\*100

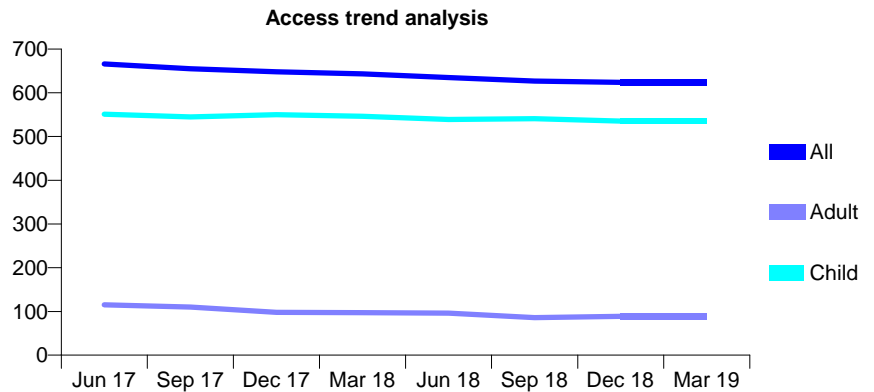
## Q44 - Vital Signs At a Glance Contract Report for 104892/0001 - Year end March 2019

Name or company name	The King Street Dental Practice Ltd
Contract type name	GDS Contract
Purpose of contract	General
Contract start date	01/04/2007
Contract end date	

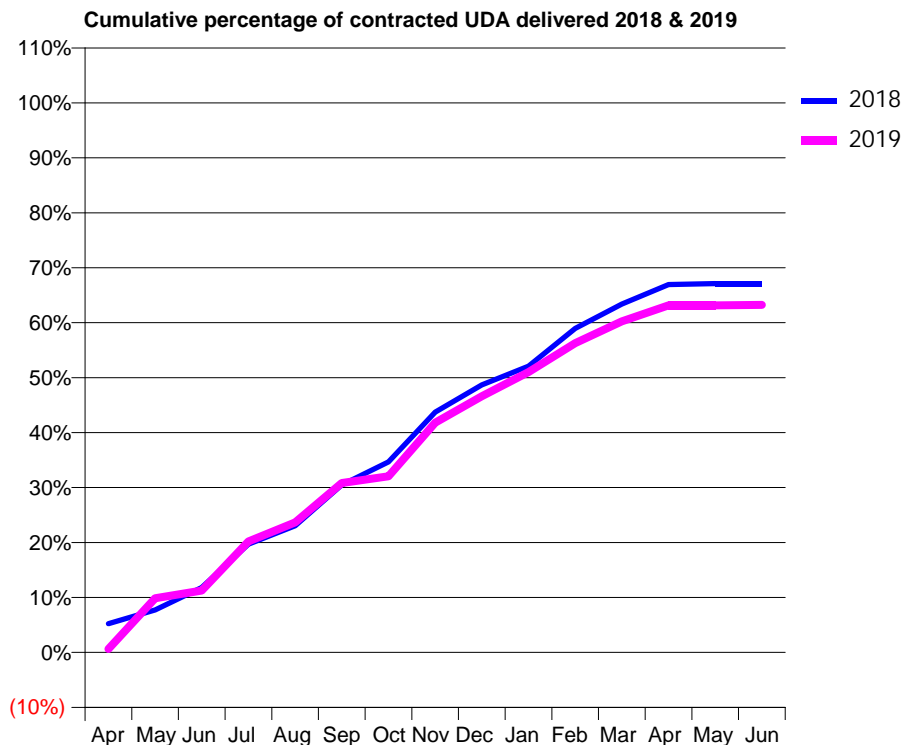
18/19 Contracted general activity (UDA)	1,644
Carry forward general activity (UDA)	0
18/19 Contracted orthodontic activity (UOA)	0
Carry forward orthodontic activity (UOA)	0
Baseline contract value	£35,897.81

### ACCESS\*

Patients seen in 24 months	Total	Change since previous quarter
Quarter ending March 2018	643	
Quarter ending June 2018	635	↓
Quarter ending September 2018	627	↓
Quarter ending December 2018	624	→
Quarter ending March 2019	624	→
<b>Variance since March 2018</b>	<b>(3.0%)</b>	<b>↓</b>



### ACTIVITY



Adjusted Scheduled Activity (UDA)		
Month	2018	2019
April	86	10
May	127	162
June	194	185
July	324	332
August	379	389
September	501	507
October	570	527
November	719	687
December	800	766
January	856	838
February	969	925
March	1,042	990
April	1,100	1,038
May	1,103	1,038
June	1,103	1,039

### QUALITY

	Quantity	Base Number	Contract	AT	Region	England
% of FP17s for the same patient ID Re-attending within 3 months - Children	70	855	8.2%	11.7%	12.3%	11.8%
% of FP17s for the same patient ID Re-attending within 3 months - Adults	3	41	7.3%	16.6%	15.9%	15.7%
% of FP17s for the same patient ID Re-attending between 3 & 9 months - Children	528	855	61.8%	58.1%	60.2%	58.9%
% of FP17s for the same patient ID Re-attending between 3 & 9 months - Adults	27	41	65.9%	51.8%	53.0%	50.8%
% of FP17s for Band 1 Urgent Courses	2	893	0.2%	9.7%	9.1%	9.1%
% of FP17s Relating to Free Repair or Replacements	0	893	0.0%	1.0%	1.0%	0.8%
% of FP17s Relating to Continuations	0	893	0.0%	1.1%	1.0%	0.9%
% of Patients satisfied with the dentistry they have received	1	1	N/A	93.5%	93.2%	92.5%
% of Patients satisfied with the time they had to wait for an appointment	1	1	N/A	89.3%	88.1%	87.0%

\* This is based on patients treated on this contract for their most recent course of treatment. Figures in italics indicate the base number of FP17s or Patient Questionnaire responses are less than 100. N/A is shown where the base number of responses is less than 10 during the period. % is calculated as Quantity/Base number\*100

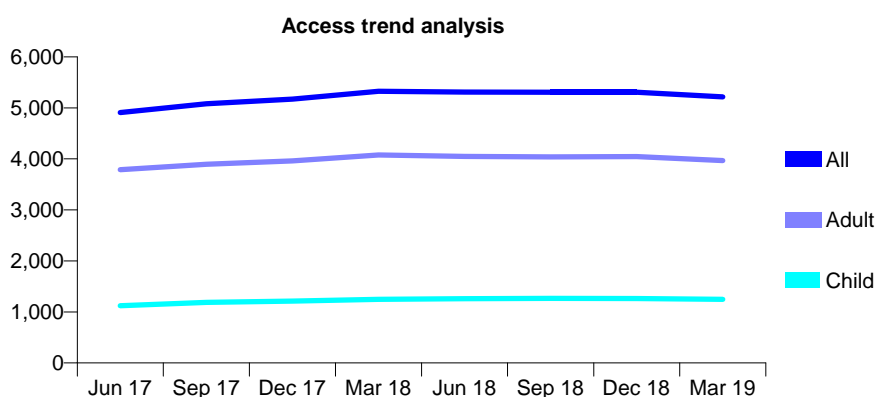
## Q44 - Vital Signs At a Glance Contract Report for 105120/0001 - Year end March 2019

Name or company name	Handforth Dental Practice LLP
Contract type name	GDS Contract
Purpose of contract	General
Contract start date	01/06/2007
Contract end date	

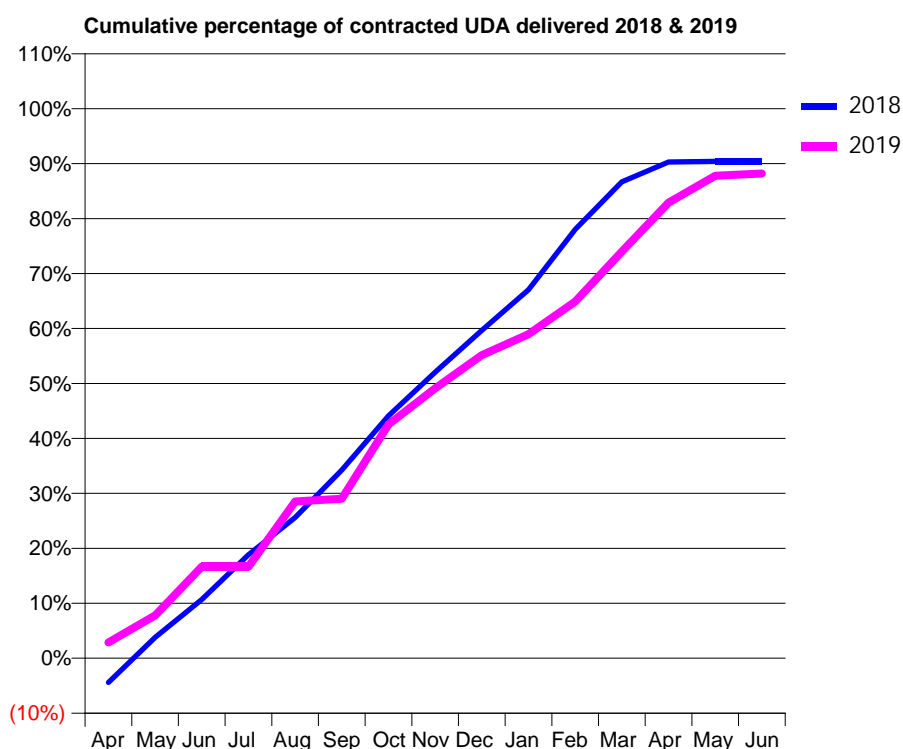
18/19 Contracted general activity (UDA)	16,767
Carry forward general activity (UDA)	0
18/19 Contracted orthodontic activity (UOA)	0
Carry forward orthodontic activity (UOA)	0
Baseline contract value	£424,347.59

### ACCESS\*

Patients seen in 24 months	Total	Change since previous quarter
Quarter ending March 2018	5,323	
Quarter ending June 2018	5,308	→
Quarter ending September 2018	5,305	→
Quarter ending December 2018	5,307	→
Quarter ending March 2019	5,216	↓
<b>Variance since March 2018</b>	<b>(2.0%)</b>	<b>↓</b>



### ACTIVITY



Adjusted Scheduled Activity (UDA)		
Month	2018	2019
April	-744	482
May	637	1,307
June	1,787	2,793
July	3,157	2,793
August	4,295	4,781
September	5,738	4,865
October	7,395	7,129
November	8,731	8,237
December	10,001	9,247
January	11,242	9,886
February	13,084	10,883
March	14,534	12,404
April	15,136	13,899
May	15,157	14,718
June	15,157	14,788

### QUALITY

	Quantity	Base Number	Contract	AT	Region	England
% of FP17s for the same patient ID Re-attending within 3 months - Children	179	1,723	10.4%	11.7%	12.3%	11.8%
% of FP17s for the same patient ID Re-attending within 3 months - Adults	780	5,010	15.6%	16.6%	15.9%	15.7%
% of FP17s for the same patient ID Re-attending between 3 & 9 months - Children	964	1,723	55.9%	58.1%	60.2%	58.9%
% of FP17s for the same patient ID Re-attending between 3 & 9 months - Adults	2,676	5,010	53.4%	51.8%	53.0%	50.8%
% of FP17s for Band 1 Urgent Courses	612	7,692	8.0%	9.7%	9.1%	9.1%
% of FP17s Relating to Free Repair or Replacements	160	7,692	2.1%	1.0%	1.0%	0.8%
% of FP17s Relating to Continuations	175	7,692	2.3%	1.1%	1.0%	0.9%
% of Patients satisfied with the dentistry they have received	1	1	N/A	93.5%	93.2%	92.5%
% of Patients satisfied with the time they had to wait for an appointment	1	1	N/A	89.3%	88.1%	87.0%

\* This is based on patients treated on this contract for their most recent course of treatment. Figures in italics indicate the base number of FP17s or Patient Questionnaire responses are less than 100. N/A is shown where the base number of responses is less than 10 during the period. % is calculated as Quantity/Base number\*100

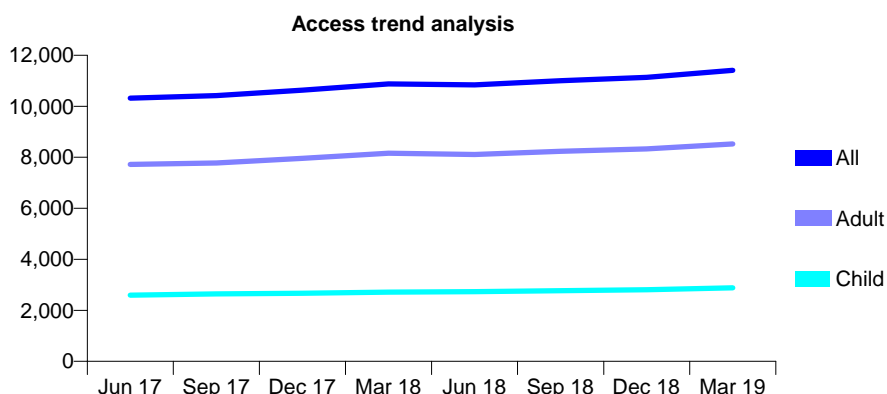
## Q44 - Vital Signs At a Glance Contract Report for 105902/0001 - Year end March 2019

Name or company name	MAC Dental Centre Limited
Contract type name	GDS Contract
Purpose of contract	General
Contract start date	01/05/2011
Contract end date	

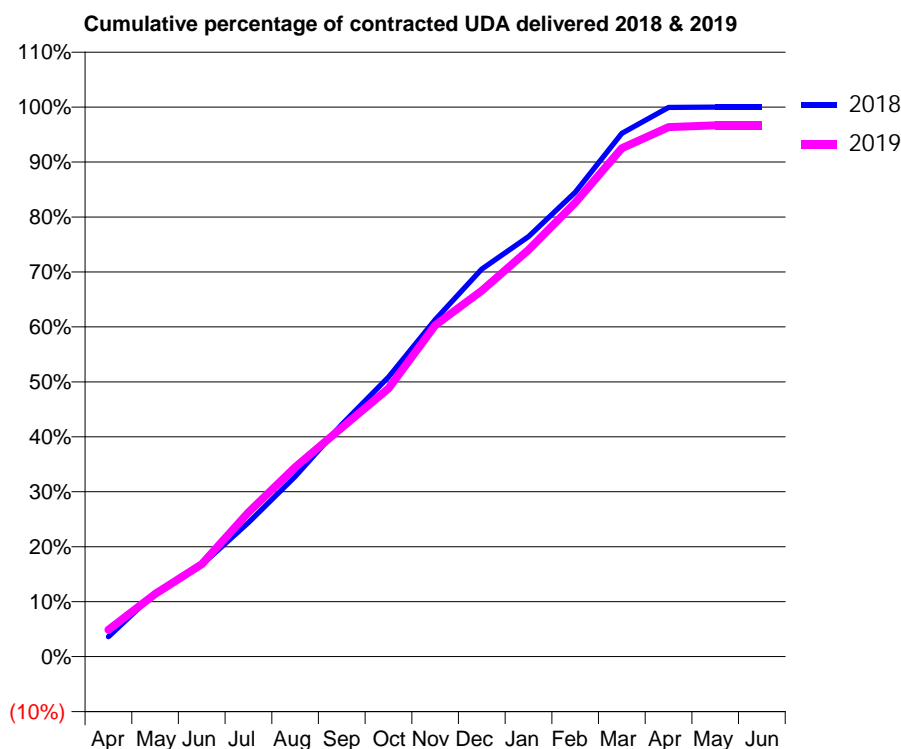
18/19 Contracted general activity (UDA)	34,000
Carry forward general activity (UDA)	0
18/19 Contracted orthodontic activity (UOA)	0
Carry forward orthodontic activity (UOA)	0
Baseline contract value	£801,178.11

### ACCESS\*

Patients seen in 24 months	Total	Change since previous quarter
Quarter ending March 2018	10,880	
Quarter ending June 2018	10,844	→
Quarter ending September 2018	11,002	→
Quarter ending December 2018	11,135	→
Quarter ending March 2019	11,412	↑
<b>Variance since March 2018</b>	<b>4.9%</b>	<b>↑</b>



### ACTIVITY



Adjusted Scheduled Activity (UDA)		
Month	2018	2019
April	1,249	1,659
May	3,989	3,872
June	5,738	5,722
July	8,376	8,934
August	11,247	11,719
September	14,501	14,166
October	17,465	16,591
November	21,046	20,502
December	24,206	22,644
January	26,236	25,167
February	29,000	28,092
March	32,685	31,457
April	34,302	32,757
May	34,326	32,866
June	34,326	32,865

### QUALITY

	Quantity	Base Number	Contract	AT	Region	England
% of FP17s for the same patient ID Re-attending within 3 months - Children	256	4,363	5.9%	11.7%	12.3%	11.8%
% of FP17s for the same patient ID Re-attending within 3 months - Adults	1,526	12,288	12.4%	16.6%	15.9%	15.7%
% of FP17s for the same patient ID Re-attending between 3 & 9 months - Children	2,811	4,363	64.4%	58.1%	60.2%	58.9%
% of FP17s for the same patient ID Re-attending between 3 & 9 months - Adults	6,922	12,288	56.3%	51.8%	53.0%	50.8%
% of FP17s for Band 1 Urgent Courses	1,306	16,491	7.9%	9.7%	9.1%	9.1%
% of FP17s Relating to Free Repair or Replacements	277	16,491	1.7%	1.0%	1.0%	0.8%
% of FP17s Relating to Continuations	82	16,491	0.5%	1.1%	1.0%	0.9%
% of Patients satisfied with the dentistry they have received	5	7	N/A	93.5%	93.2%	92.5%
% of Patients satisfied with the time they had to wait for an appointment	4	7	N/A	89.3%	88.1%	87.0%

\* This is based on patients treated on this contract for their most recent course of treatment.  
 Figures in *italics* indicate the base number of FP17s or Patient Questionnaire responses are less than 100. N/A is shown where the base number of responses is less than 10 during the period. % is calculated as Quantity/Base number\*100

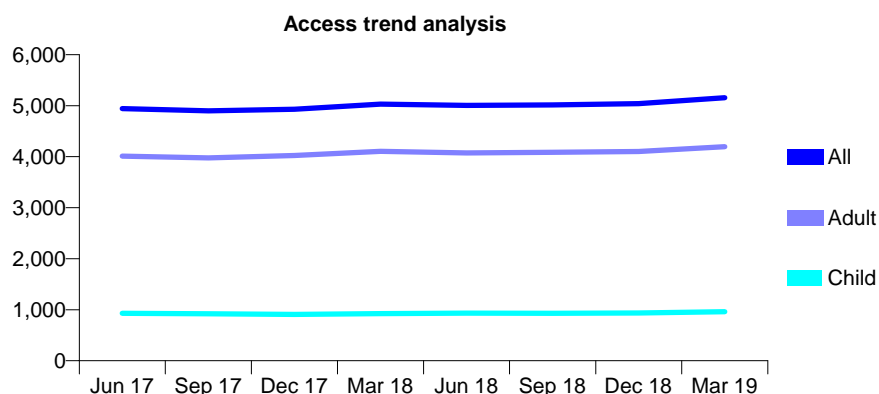
## Q44 - Vital Signs At a Glance Contract Report for 106690/0001 - Year end March 2019

Name or company name	Sankey Street Dental Practice.
Contract type name	GDS Contract
Purpose of contract	General
Contract start date	01/04/2014
Contract end date	

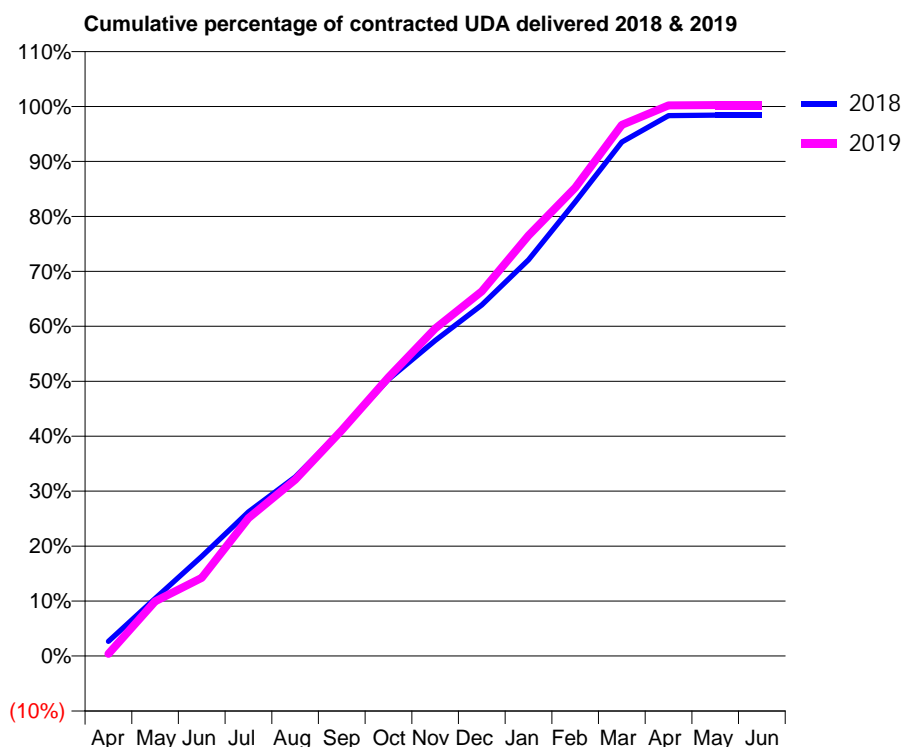
18/19 Contracted general activity (UDA)	14,090
Carry forward general activity (UDA)	222
18/19 Contracted orthodontic activity (UOA)	0
Carry forward orthodontic activity (UOA)	0
Baseline contract value	£310,808.50

### ACCESS\*

Patients seen in 24 months	Total	Change since previous quarter
Quarter ending March 2018	5,031	
Quarter ending June 2018	5,006	→
Quarter ending September 2018	5,016	→
Quarter ending December 2018	5,039	→
Quarter ending March 2019	5,156	↑
<b>Variance since March 2018</b>	<b>2.5%</b>	<b>↑</b>



### ACTIVITY



Adjusted Scheduled Activity (UDA)		
Month	2018	2019
April	376	57
May	1,474	1,400
June	2,555	2,006
July	3,694	3,538
August	4,589	4,518
September	5,795	5,787
October	7,093	7,147
November	8,091	8,400
December	9,002	9,350
January	10,158	10,782
February	11,644	12,010
March	13,178	13,616
April	13,858	14,117
May	13,868	14,125
June	13,868	14,126

### QUALITY

	Quantity	Base Number	Contract	AT	Region	England
% of FP17s for the same patient ID Re-attending within 3 months - Children	93	1,324	7.0%	11.7%	12.3%	11.8%
% of FP17s for the same patient ID Re-attending within 3 months - Adults	838	5,607	14.9%	16.6%	15.9%	15.7%
% of FP17s for the same patient ID Re-attending between 3 & 9 months - Children	680	1,324	51.4%	58.1%	60.2%	58.9%
% of FP17s for the same patient ID Re-attending between 3 & 9 months - Adults	2,664	5,607	47.5%	51.8%	53.0%	50.8%
% of FP17s for Band 1 Urgent Courses	491	6,413	7.7%	9.7%	9.1%	9.1%
% of FP17s Relating to Free Repair or Replacements	150	6,413	2.3%	1.0%	1.0%	0.8%
% of FP17s Relating to Continuations	22	6,413	0.3%	1.1%	1.0%	0.9%
% of Patients satisfied with the dentistry they have received	3	4	N/A	93.5%	93.2%	92.5%
% of Patients satisfied with the time they had to wait for an appointment	3	4	N/A	89.3%	88.1%	87.0%

\* This is based on patients treated on this contract for their most recent course of treatment.

Figures in italics indicate the base number of FP17s or Patient Questionnaire responses are less than 100. N/A is shown where the base number of responses is less than 10 during the period. % is calculated as Quantity/Base number\*100

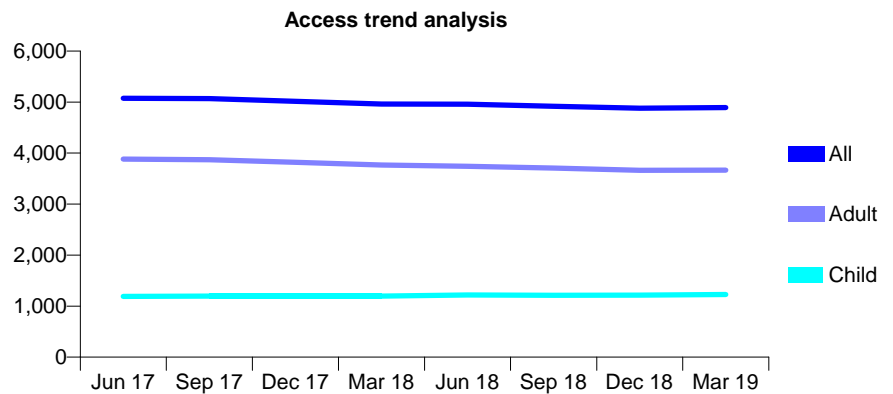
## Q44 - Vital Signs At a Glance Contract Report for 106976/0001 - Year end March 2019

Name or company name	Greasby Dental Centre
Contract type name	GDS Contract
Purpose of contract	General
Contract start date	01/08/2009
Contract end date	

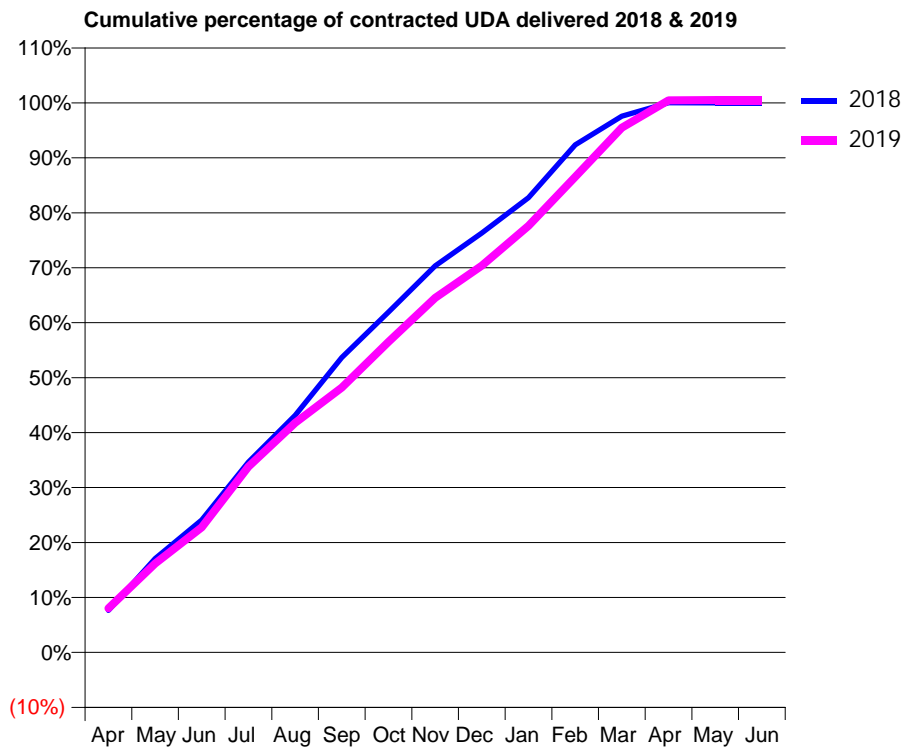
18/19 Contracted general activity (UDA)	14,380
Carry forward general activity (UDA)	0
18/19 Contracted orthodontic activity (UOA)	0
Carry forward orthodontic activity (UOA)	0
Baseline contract value	£400,379.06

### ACCESS\*

Patients seen in 24 months	Total	Change since previous quarter
Quarter ending March 2018	4,961	
Quarter ending June 2018	4,959	→
Quarter ending September 2018	4,918	→
Quarter ending December 2018	4,879	→
Quarter ending March 2019	4,893	→
<b>Variance since March 2018</b>	<b>(1.4%)</b>	<b>↓</b>



### ACTIVITY



Adjusted Scheduled Activity (UDA)		
Month	2018	2019
April	1,124	1,152
May	2,502	2,324
June	3,536	3,274
July	5,078	4,858
August	6,325	6,006
September	7,870	6,929
October	9,084	8,127
November	10,314	9,277
December	11,189	10,122
January	12,138	11,162
February	13,545	12,446
March	14,307	13,730
April	14,665	14,446
May	14,664	14,453
June	14,664	14,453

### QUALITY

	Quantity	Base Number	Contract	AT	Region	England
% of FP17s for the same patient ID Re-attending within 3 months - Children	81	1,937	4.2%	11.7%	12.3%	11.8%
% of FP17s for the same patient ID Re-attending within 3 months - Adults	879	5,761	15.3%	16.6%	15.9%	15.7%
% of FP17s for the same patient ID Re-attending between 3 & 9 months - Children	1,199	1,937	61.9%	58.1%	60.2%	58.9%
% of FP17s for the same patient ID Re-attending between 3 & 9 months - Adults	3,124	5,761	54.2%	51.8%	53.0%	50.8%
% of FP17s for Band 1 Urgent Courses	720	7,789	9.2%	9.7%	9.1%	9.1%
% of FP17s Relating to Free Repair or Replacements	101	7,789	1.3%	1.0%	1.0%	0.8%
% of FP17s Relating to Continuations	96	7,789	1.2%	1.1%	1.0%	0.9%
% of Patients satisfied with the dentistry they have received	1	2	N/A	93.5%	93.2%	92.5%
% of Patients satisfied with the time they had to wait for an appointment	2	2	N/A	89.3%	88.1%	87.0%

\* This is based on patients treated on this contract for their most recent course of treatment.

Figures in italics indicate the base number of FP17s or Patient Questionnaire responses are less than 100. N/A is shown where the base number of responses is less than 10 during the period. % is calculated as Quantity/Base number\*100



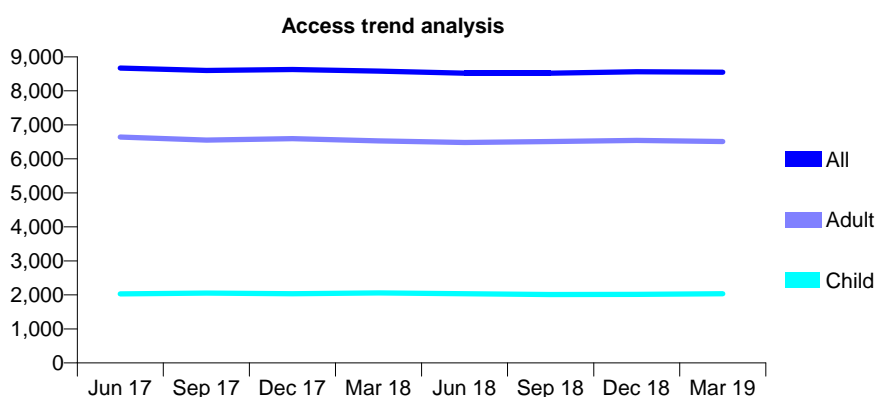
## Q44 - Vital Signs At a Glance Contract Report for 107271/0001 - Year end March 2019

Name or company name	Pooltown Dental
Contract type name	GDS Contract
Purpose of contract	General
Contract start date	01/04/2009
Contract end date	

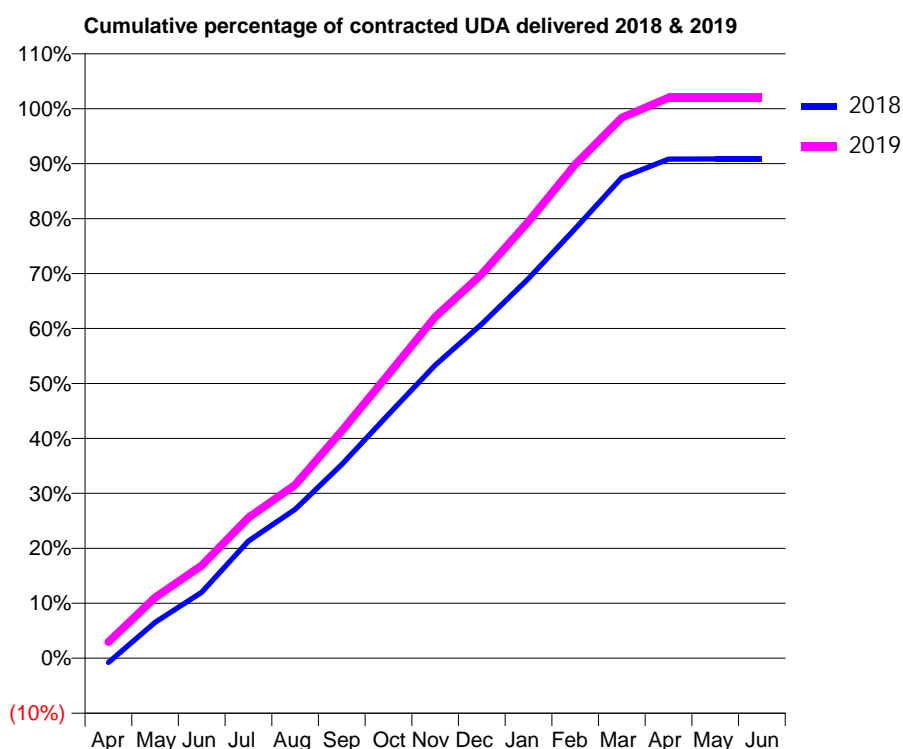
18/19 Contracted general activity (UDA)	23,695
Carry forward general activity (UDA)	0
18/19 Contracted orthodontic activity (UOA)	0
Carry forward orthodontic activity (UOA)	0
Baseline contract value	£718,224.93

### ACCESS\*

Patients seen in 24 months	Total	Change since previous quarter
Quarter ending March 2018	8,581	
Quarter ending June 2018	8,518	→
Quarter ending September 2018	8,518	→
Quarter ending December 2018	8,561	→
Quarter ending March 2019	8,549	→
<b>Variance since March 2018</b>	<b>(0.4%)</b>	→



### ACTIVITY



Adjusted Scheduled Activity (UDA)		
Month	2018	2019
April	-184	696
May	1,550	2,617
June	2,847	4,001
July	5,059	6,064
August	6,419	7,479
September	8,354	9,802
October	10,516	12,246
November	12,643	14,715
December	14,415	16,565
January	16,375	18,828
February	18,521	21,292
March	20,724	23,309
April	21,518	24,168
May	21,524	24,168
June	21,524	24,168

### QUALITY

	Quantity	Base Number	Contract	AT	Region	England
% of FP17s for the same patient ID Re-attending within 3 months - Children	303	2,814	10.8%	11.7%	12.3%	11.8%
% of FP17s for the same patient ID Re-attending within 3 months - Adults	1,839	8,178	22.5%	16.6%	15.9%	15.7%
% of FP17s for the same patient ID Re-attending between 3 & 9 months - Children	1,342	2,814	47.7%	58.1%	60.2%	58.9%
% of FP17s for the same patient ID Re-attending between 3 & 9 months - Adults	2,587	8,178	31.6%	51.8%	53.0%	50.8%
% of FP17s for Band 1 Urgent Courses	2,075	11,080	18.7%	9.7%	9.1%	9.1%
% of FP17s Relating to Free Repair or Replacements	75	11,080	0.7%	1.0%	1.0%	0.8%
% of FP17s Relating to Continuations	259	11,080	2.3%	1.1%	1.0%	0.9%
% of Patients satisfied with the dentistry they have received	1	1	N/A	93.5%	93.2%	92.5%
% of Patients satisfied with the time they had to wait for an appointment	1	1	N/A	89.3%	88.1%	87.0%

\* This is based on patients treated on this contract for their most recent course of treatment.

Figures in italics indicate the base number of FP17s or Patient Questionnaire responses are less than 100. N/A is shown where the base number of responses is less than 10 during the period. % is calculated as Quantity/Base number\*100

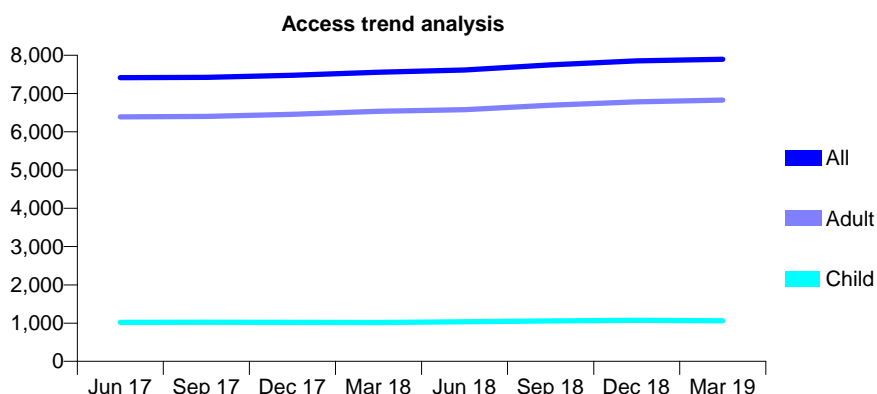
## Q44 - Vital Signs At a Glance Contract Report for 107468/0001 - Year end March 2019

Name or company name	Simon Gallier and Adriaan Gideonse
Contract type name	GDS Contract
Purpose of contract	General
Contract start date	01/04/2009
Contract end date	

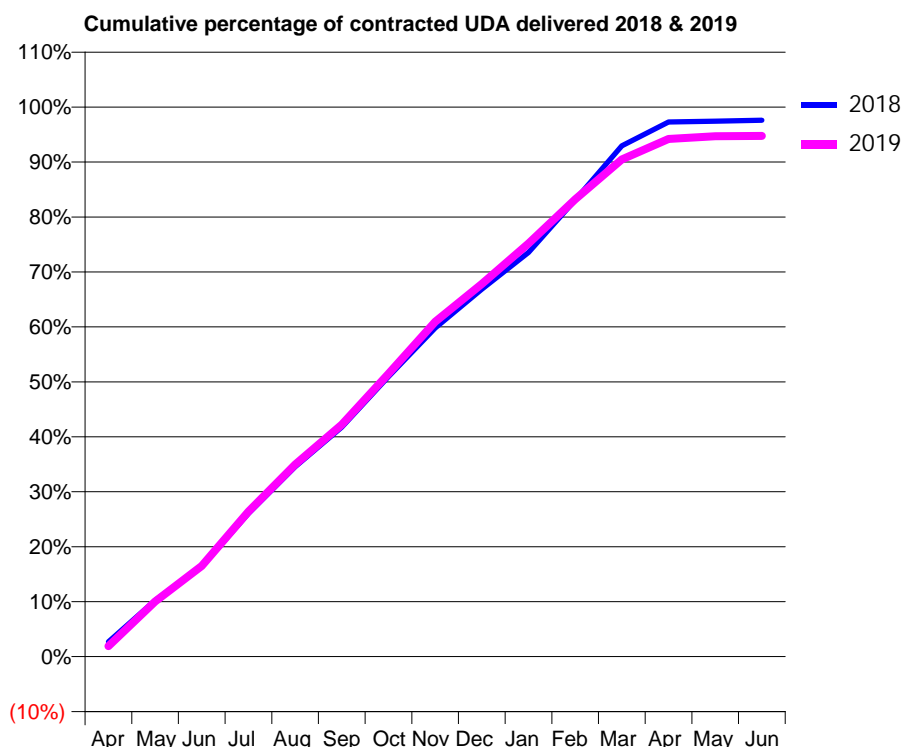
18/19 Contracted general activity (UDA)	24,100
Carry forward general activity (UDA)	579
18/19 Contracted orthodontic activity (UOA)	0
Carry forward orthodontic activity (UOA)	0
Baseline contract value	£588,756.82

### ACCESS\*

Patients seen in 24 months	Total	Change since previous quarter
Quarter ending March 2018	7,554	
Quarter ending June 2018	7,615	→
Quarter ending September 2018	7,747	→
Quarter ending December 2018	7,853	→
Quarter ending March 2019	7,892	→
<b>Variance since March 2018</b>	<b>4.5%</b>	<b>↑</b>



### ACTIVITY



Adjusted Scheduled Activity (UDA)		
Month	2018	2019
April	653	460
May	2,466	2,421
June	3,959	3,979
July	6,278	6,367
August	8,329	8,425
September	10,062	10,173
October	12,276	12,409
November	14,412	14,691
December	16,110	16,342
January	17,721	18,113
February	20,027	20,056
March	22,399	21,805
April	23,442	22,702
May	23,479	22,822
June	23,521	22,837

### QUALITY

	Quantity	Base Number	Contract	AT	Region	England
% of FP17s for the same patient ID Re-attending within 3 months - Children	132	1,559	8.5%	11.7%	12.3%	11.8%
% of FP17s for the same patient ID Re-attending within 3 months - Adults	1,715	10,484	16.4%	16.6%	15.9%	15.7%
% of FP17s for the same patient ID Re-attending between 3 & 9 months - Children	883	1,559	56.6%	58.1%	60.2%	58.9%
% of FP17s for the same patient ID Re-attending between 3 & 9 months - Adults	5,957	10,484	56.8%	51.8%	53.0%	50.8%
% of FP17s for Band 1 Urgent Courses	1,385	11,995	11.5%	9.7%	9.1%	9.1%
% of FP17s Relating to Free Repair or Replacements	125	11,995	1.0%	1.0%	1.0%	0.8%
% of FP17s Relating to Continuations	116	11,995	1.0%	1.1%	1.0%	0.9%
% of Patients satisfied with the dentistry they have received	7	7	N/A	93.5%	93.2%	92.5%
% of Patients satisfied with the time they had to wait for an appointment	6	7	N/A	89.3%	88.1%	87.0%

\* This is based on patients treated on this contract for their most recent course of treatment.  
 Figures in *italics* indicate the base number of FP17s or Patient Questionnaire responses are less than 100. N/A is shown where the base number of responses is less than 10 during the period. % is calculated as Quantity/Base number\*100

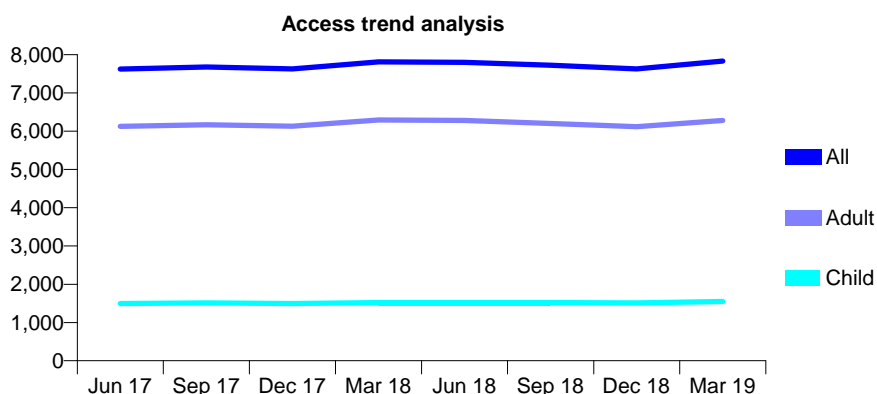
## Q44 - Vital Signs At a Glance Contract Report for 107689/0001 - Year end March 2019

Name or company name	Glencairn Dental Practice
Contract type name	GDS Contract
Purpose of contract	General
Contract start date	01/08/2006
Contract end date	

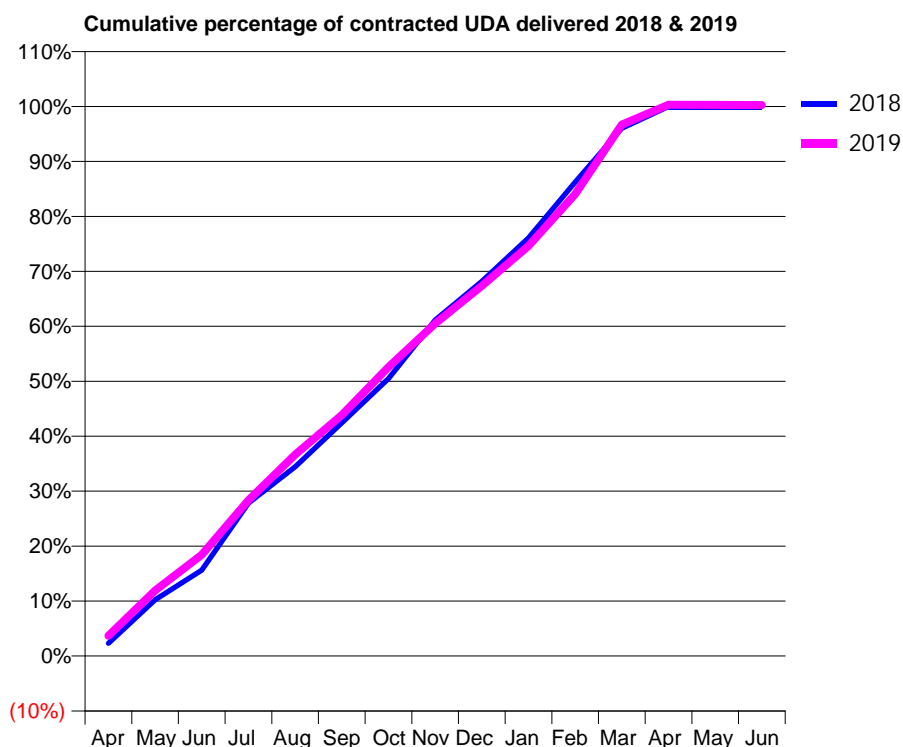
18/19 Contracted general activity (UDA)	21,897
Carry forward general activity (UDA)	0
18/19 Contracted orthodontic activity (UOA)	0
Carry forward orthodontic activity (UOA)	0
Baseline contract value	£615,175.71

### ACCESS\*

Patients seen in 24 months	Total	Change since previous quarter
Quarter ending March 2018	7,815	
Quarter ending June 2018	7,801	→
Quarter ending September 2018	7,723	→
Quarter ending December 2018	7,629	↓
Quarter ending March 2019	7,830	↑
<b>Variance since March 2018</b>	<b>0.2%</b>	<b>→</b>



### ACTIVITY



Adjusted Scheduled Activity (UDA)		
Month	2018	2019
April	508	812
May	2,247	2,614
June	3,423	4,034
July	6,100	6,208
August	7,554	8,026
September	9,302	9,597
October	11,075	11,510
November	13,408	13,250
December	14,945	14,749
January	16,689	16,345
February	18,911	18,405
March	21,063	21,170
April	21,928	21,962
May	21,929	21,961
June	21,932	21,952

### QUALITY

	Quantity	Base Number	Contract	AT	Region	England
% of FP17s for the same patient ID Re-attending within 3 months - Children	347	2,622	13.2%	11.7%	12.3%	11.8%
% of FP17s for the same patient ID Re-attending within 3 months - Adults	1,773	9,655	18.4%	16.6%	15.9%	15.7%
% of FP17s for the same patient ID Re-attending between 3 & 9 months - Children	1,555	2,622	59.3%	58.1%	60.2%	58.9%
% of FP17s for the same patient ID Re-attending between 3 & 9 months - Adults	5,351	9,655	55.4%	51.8%	53.0%	50.8%
% of FP17s for Band 1 Urgent Courses	1,632	11,788	13.8%	9.7%	9.1%	9.1%
% of FP17s Relating to Free Repair or Replacements	314	11,788	2.7%	1.0%	1.0%	0.8%
% of FP17s Relating to Continuations	125	11,788	1.1%	1.1%	1.0%	0.9%
% of Patients satisfied with the dentistry they have received	7	8	N/A	93.5%	93.2%	92.5%
% of Patients satisfied with the time they had to wait for an appointment	7	8	N/A	89.3%	88.1%	87.0%

\* This is based on patients treated on this contract for their most recent course of treatment.

Figures in italics indicate the base number of FP17s or Patient Questionnaire responses are less than 100. N/A is shown where the base number of responses is less than 10 during the period. % is calculated as Quantity/Base number\*100

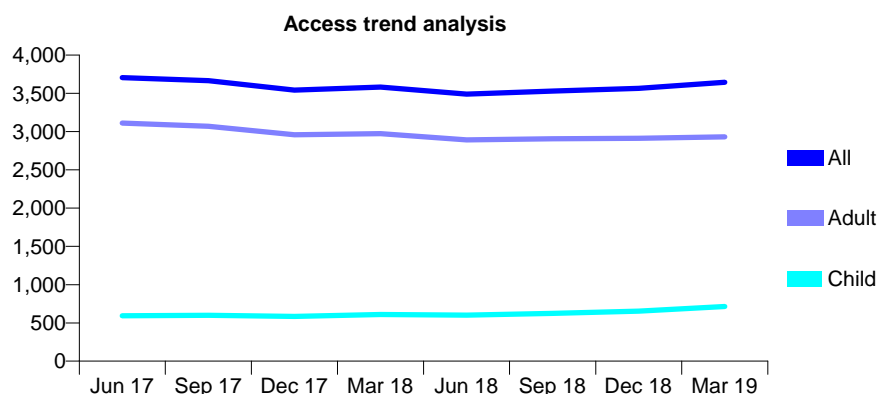
## Q44 - Vital Signs At a Glance Contract Report for 108170/0001 - Year end March 2019

Name or company name	Kingsway Dental Practice
Contract type name	GDS Contract
Purpose of contract	General
Contract start date	01/07/2015
Contract end date	

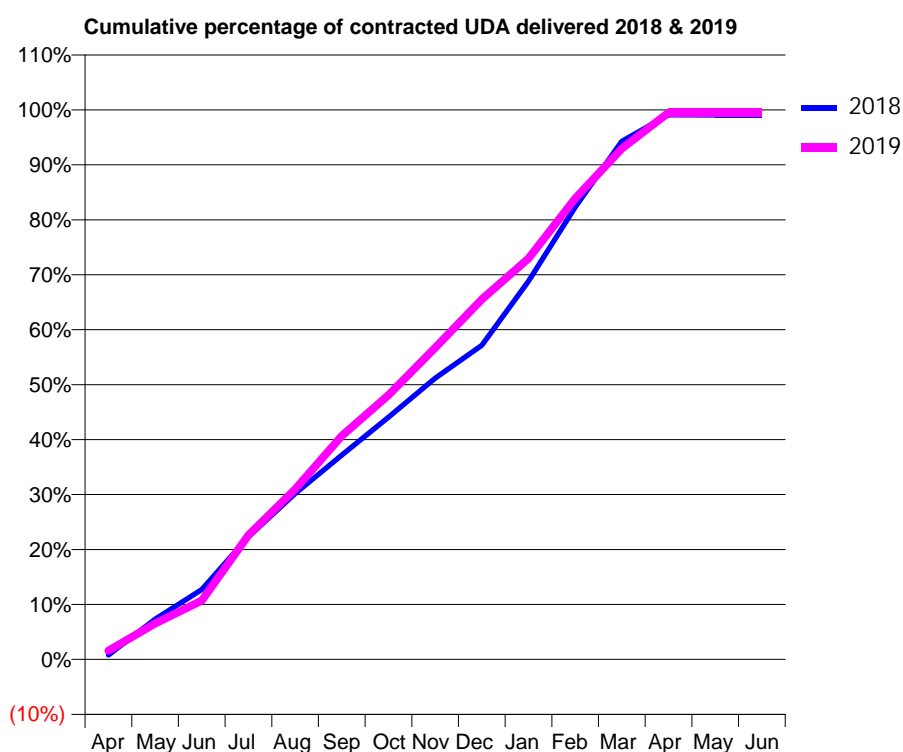
18/19 Contracted general activity (UDA)	12,770
Carry forward general activity (UDA)	118
18/19 Contracted orthodontic activity (UOA)	0
Carry forward orthodontic activity (UOA)	0
Baseline contract value	£309,648.06

### ACCESS\*

Patients seen in 24 months	Total	Change since previous quarter
Quarter ending March 2018	3,582	
Quarter ending June 2018	3,490	↓
Quarter ending September 2018	3,530	→
Quarter ending December 2018	3,566	→
Quarter ending March 2019	3,644	↑
<b>Variance since March 2018</b>	<b>1.7%</b>	<b>→</b>



### ACTIVITY



Adjusted Scheduled Activity (UDA)		
Month	2018	2019
April	103	203
May	934	836
June	1,621	1,367
July	2,851	2,888
August	3,853	3,956
September	4,746	5,197
October	5,631	6,139
November	6,536	7,243
December	7,299	8,366
January	8,789	9,316
February	10,511	10,712
March	12,041	11,870
April	12,654	12,707
May	12,651	12,706
June	12,652	12,704

### QUALITY

	Quantity	Base Number	Contract	AT	Region	England
% of FP17s for the same patient ID Re-attending within 3 months - Children	77	1,034	7.4%	11.7%	12.3%	11.8%
% of FP17s for the same patient ID Re-attending within 3 months - Adults	845	4,794	17.6%	16.6%	15.9%	15.7%
% of FP17s for the same patient ID Re-attending between 3 & 9 months - Children	518	1,034	50.1%	58.1%	60.2%	58.9%
% of FP17s for the same patient ID Re-attending between 3 & 9 months - Adults	2,670	4,794	55.7%	51.8%	53.0%	50.8%
% of FP17s for Band 1 Urgent Courses	528	5,953	8.9%	9.7%	9.1%	9.1%
% of FP17s Relating to Free Repair or Replacements	56	5,953	0.9%	1.0%	1.0%	0.8%
% of FP17s Relating to Continuations	139	5,953	2.3%	1.1%	1.0%	0.9%
% of Patients satisfied with the dentistry they have received	2	2	N/A	93.5%	93.2%	92.5%
% of Patients satisfied with the time they had to wait for an appointment	2	2	N/A	89.3%	88.1%	87.0%

\* This is based on patients treated on this contract for their most recent course of treatment.

Figures in italics indicate the base number of FP17s or Patient Questionnaire responses are less than 100. N/A is shown where the base number of responses is less than 10 during the period. % is calculated as Quantity/Base number\*100

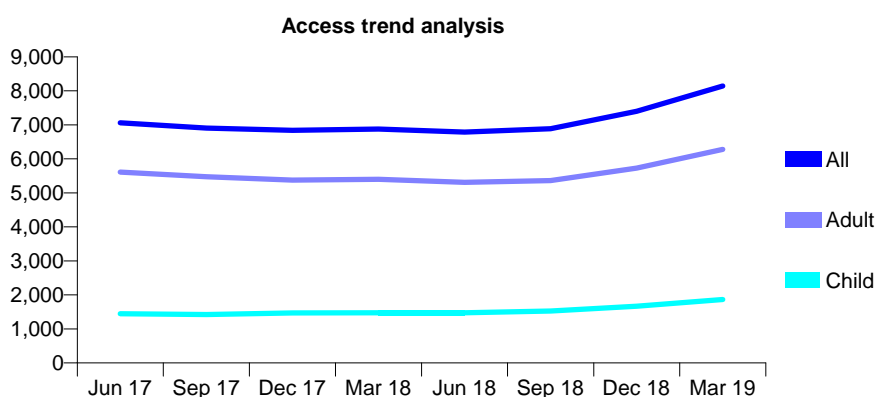
## Q44 - Vital Signs At a Glance Contract Report for 108960/0001 - Year end March 2019

Name or company name	Harbour Dental Practice
Contract type name	GDS Contract
Purpose of contract	General
Contract start date	01/01/2014
Contract end date	

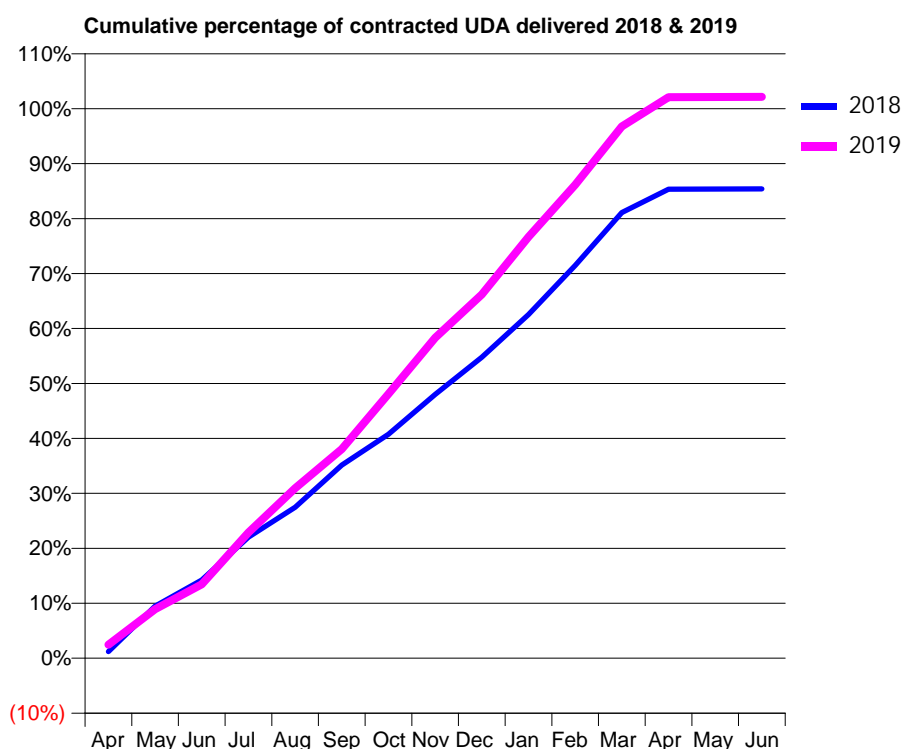
18/19 Contracted general activity (UDA)	20,753
Carry forward general activity (UDA)	0
18/19 Contracted orthodontic activity (UOA)	0
Carry forward orthodontic activity (UOA)	0
Baseline contract value	£623,542.92

### ACCESS\*

Patients seen in 24 months	Total	Change since previous quarter
Quarter ending March 2018	6,875	
Quarter ending June 2018	6,787	↓
Quarter ending September 2018	6,888	→
Quarter ending December 2018	7,397	↑
Quarter ending March 2019	8,145	↑
<b>Variance since March 2018</b>	<b>18.5%</b>	<b>↑</b>



### ACTIVITY



Adjusted Scheduled Activity (UDA)		
Month	2018	2019
April	255	512
May	1,968	1,851
June	2,956	2,787
July	4,577	4,748
August	5,704	6,423
September	7,288	7,895
October	8,457	9,977
November	9,962	12,103
December	11,366	13,737
January	12,979	15,910
February	14,834	17,882
March	16,830	20,081
April	17,712	21,183
May	17,721	21,188
June	17,727	21,199

### QUALITY

	Quantity	Base Number	Contract	AT	Region	England
% of FP17s for the same patient ID Re-attending within 3 months - Children	238	2,817	8.4%	11.7%	12.3%	11.8%
% of FP17s for the same patient ID Re-attending within 3 months - Adults	1,751	9,298	18.8%	16.6%	15.9%	15.7%
% of FP17s for the same patient ID Re-attending between 3 & 9 months - Children	1,523	2,817	54.1%	58.1%	60.2%	58.9%
% of FP17s for the same patient ID Re-attending between 3 & 9 months - Adults	4,560	9,298	49.0%	51.8%	53.0%	50.8%
% of FP17s for Band 1 Urgent Courses	1,144	10,485	10.9%	9.7%	9.1%	9.1%
% of FP17s Relating to Free Repair or Replacements	132	10,485	1.3%	1.0%	1.0%	0.8%
% of FP17s Relating to Continuations	175	10,485	1.7%	1.1%	1.0%	0.9%
% of Patients satisfied with the dentistry they have received	3	3	N/A	93.5%	93.2%	92.5%
% of Patients satisfied with the time they had to wait for an appointment	2	3	N/A	89.3%	88.1%	87.0%

\* This is based on patients treated on this contract for their most recent course of treatment.

Figures in italics indicate the base number of FP17s or Patient Questionnaire responses are less than 100. N/A is shown where the base number of responses is less than 10 during the period. % is calculated as Quantity/Base number\*100

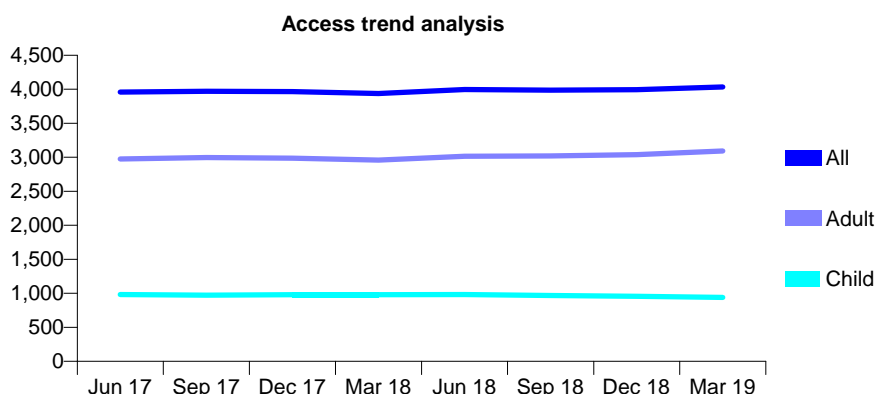
## Q44 - Vital Signs At a Glance Contract Report for 109363/0001 - Year end March 2019

Name or company name	Dane Bank House Dental Practice
Contract type name	GDS Contract
Purpose of contract	General
Contract start date	01/04/2014
Contract end date	

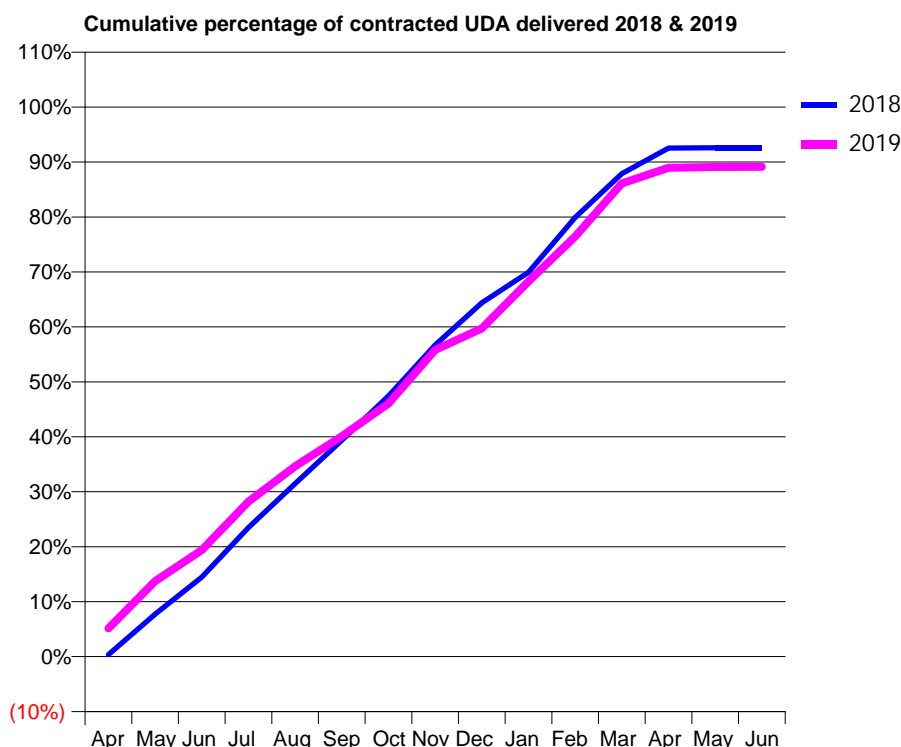
18/19 Contracted general activity (UDA)	13,460
Carry forward general activity (UDA)	0
18/19 Contracted orthodontic activity (UOA)	0
Carry forward orthodontic activity (UOA)	0
Baseline contract value	£325,863.98

### ACCESS\*

Patients seen in 24 months	Total	Change since previous quarter
Quarter ending March 2018	3,938	
Quarter ending June 2018	3,998	→
Quarter ending September 2018	3,988	→
Quarter ending December 2018	3,994	→
Quarter ending March 2019	4,035	→
<b>Variance since March 2018</b>	<b>2.5%</b>	<b>↑</b>



### ACTIVITY



Adjusted Scheduled Activity (UDA)		
Month	2018	2019
April	51	691
May	1,041	1,848
June	1,944	2,607
July	3,163	3,797
August	4,237	4,661
September	5,299	5,393
October	6,385	6,197
November	7,635	7,514
December	8,664	8,035
January	9,416	9,189
February	10,759	10,292
March	11,829	11,588
April	12,455	11,972
May	12,463	11,993
June	12,462	11,997

### QUALITY

	Quantity	Base Number	Contract	AT	Region	England
% of FP17s for the same patient ID Re-attending within 3 months - Children	66	1,552	4.3%	11.7%	12.3%	11.8%
% of FP17s for the same patient ID Re-attending within 3 months - Adults	437	4,511	9.7%	16.6%	15.9%	15.7%
% of FP17s for the same patient ID Re-attending between 3 & 9 months - Children	1,114	1,552	71.8%	58.1%	60.2%	58.9%
% of FP17s for the same patient ID Re-attending between 3 & 9 months - Adults	2,898	4,511	64.2%	51.8%	53.0%	50.8%
% of FP17s for Band 1 Urgent Courses	235	6,003	3.9%	9.7%	9.1%	9.1%
% of FP17s Relating to Free Repair or Replacements	87	6,003	1.4%	1.0%	1.0%	0.8%
% of FP17s Relating to Continuations	40	6,003	0.7%	1.1%	1.0%	0.9%
% of Patients satisfied with the dentistry they have received	2	2	N/A	93.5%	93.2%	92.5%
% of Patients satisfied with the time they had to wait for an appointment	1	2	N/A	89.3%	88.1%	87.0%

\* This is based on patients treated on this contract for their most recent course of treatment.

Figures in italics indicate the base number of FP17s or Patient Questionnaire responses are less than 100. N/A is shown where the base number of responses is less than 10 during the period. % is calculated as Quantity/Base number\*100

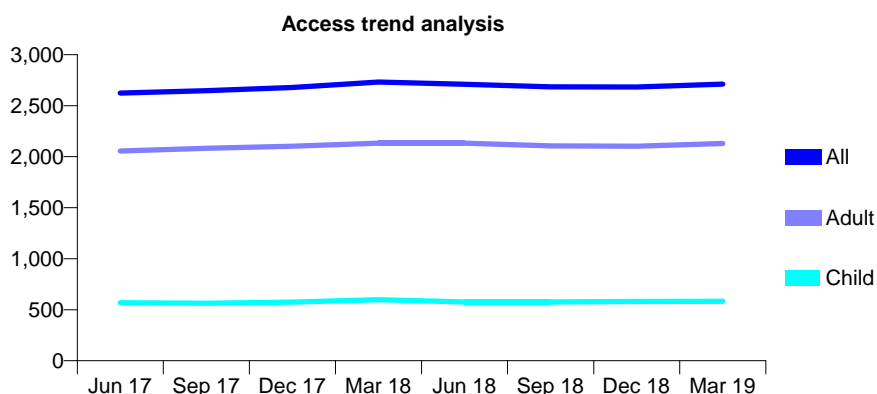
## Q44 - Vital Signs At a Glance Contract Report for 109479/0001 - Year end March 2019

Name or company name	Dental Care Neston
Contract type name	GDS Contract
Purpose of contract	General
Contract start date	16/05/2013
Contract end date	

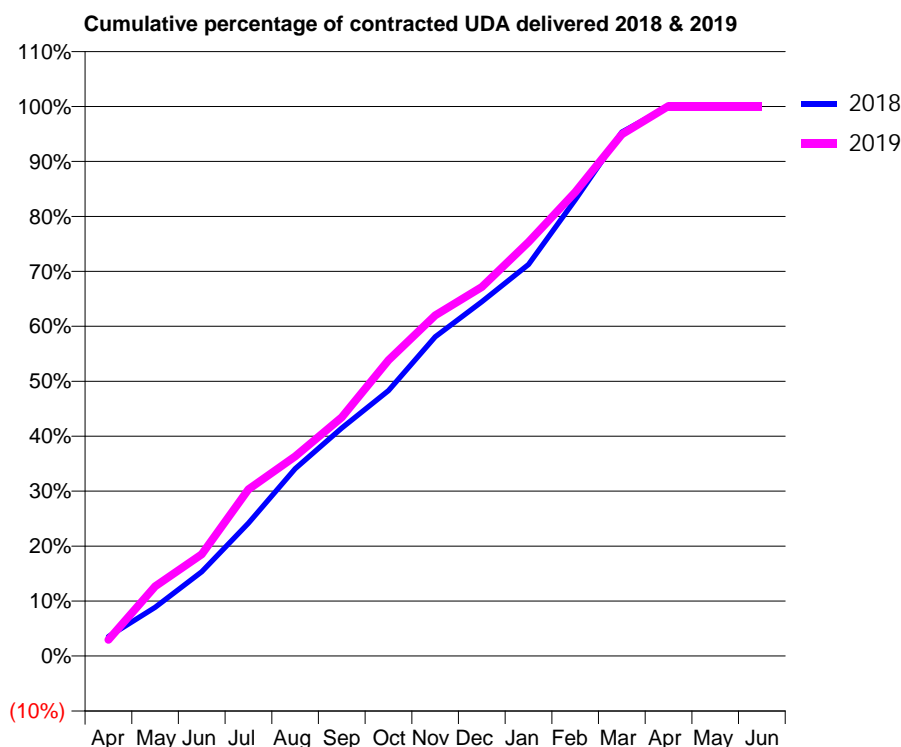
18/19 Contracted general activity (UDA)	7,195
Carry forward general activity (UDA)	0
18/19 Contracted orthodontic activity (UOA)	0
Carry forward orthodontic activity (UOA)	0
Baseline contract value	£209,072.56

### ACCESS\*

Patients seen in 24 months	Total	Change since previous quarter
Quarter ending March 2018	2,731	
Quarter ending June 2018	2,710	→
Quarter ending September 2018	2,684	→
Quarter ending December 2018	2,683	→
Quarter ending March 2019	2,712	→
<b>Variance since March 2018</b>	<b>(0.7%)</b>	<b>→</b>



### ACTIVITY



Adjusted Scheduled Activity (UDA)		
Month	2018	2019
April	258	214
May	648	912
June	1,122	1,331
July	1,767	2,182
August	2,491	2,615
September	3,032	3,125
October	3,529	3,874
November	4,244	4,460
December	4,710	4,830
January	5,207	5,420
February	6,065	6,074
March	6,965	6,829
April	7,308	7,201
May	7,307	7,201
June	7,307	7,201

### QUALITY

	Quantity	Base Number	Contract	AT	Region	England
% of FP17s for the same patient ID Re-attending within 3 months - Children	109	974	11.2%	11.7%	12.3%	11.8%
% of FP17s for the same patient ID Re-attending within 3 months - Adults	636	3,389	18.8%	16.6%	15.9%	15.7%
% of FP17s for the same patient ID Re-attending between 3 & 9 months - Children	622	974	63.9%	58.1%	60.2%	58.9%
% of FP17s for the same patient ID Re-attending between 3 & 9 months - Adults	2,008	3,389	59.3%	51.8%	53.0%	50.8%
% of FP17s for Band 1 Urgent Courses	309	3,660	8.4%	9.7%	9.1%	9.1%
% of FP17s Relating to Free Repair or Replacements	72	3,660	2.0%	1.0%	1.0%	0.8%
% of FP17s Relating to Continuations	30	3,660	0.8%	1.1%	1.0%	0.9%
% of Patients satisfied with the dentistry they have received	1	1	N/A	93.5%	93.2%	92.5%
% of Patients satisfied with the time they had to wait for an appointment	1	1	N/A	89.3%	88.1%	87.0%

\* This is based on patients treated on this contract for their most recent course of treatment.

Figures in italics indicate the base number of FP17s or Patient Questionnaire responses are less than 100. N/A is shown where the base number of responses is less than 10 during the period. % is calculated as Quantity/Base number\*100



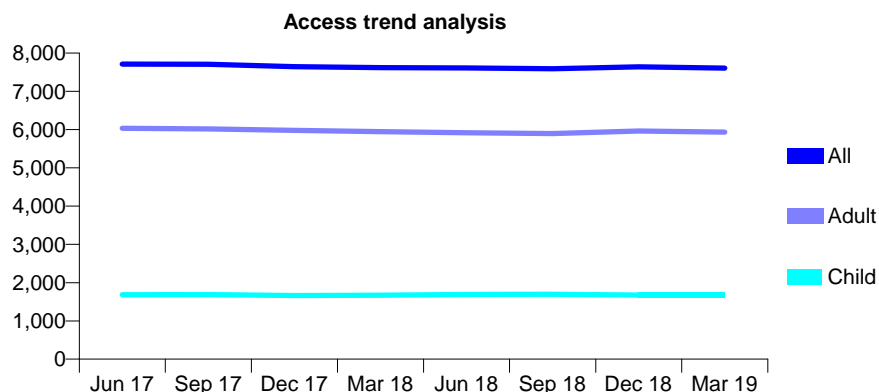
## Q44 - Vital Signs At a Glance Contract Report for 109886/0001 - Year end March 2019

Name or company name	Eastham Dental Practice
Contract type name	GDS Contract
Purpose of contract	General
Contract start date	01/04/2006
Contract end date	

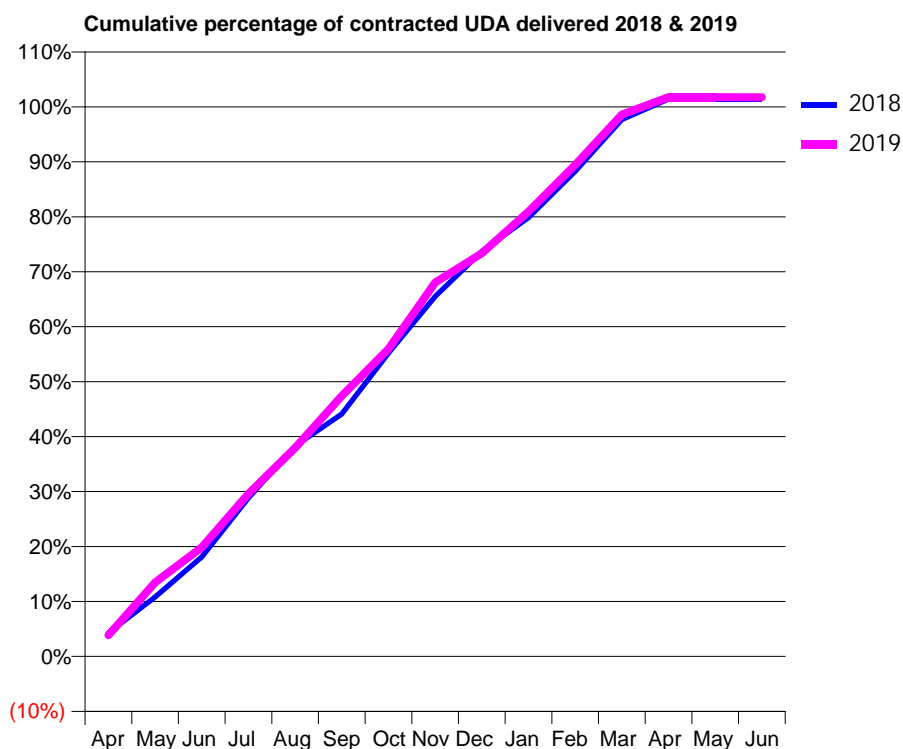
18/19 Contracted general activity (UDA)	22,917
Carry forward general activity (UDA)	0
18/19 Contracted orthodontic activity (UOA)	0
Carry forward orthodontic activity (UOA)	0
Baseline contract value	£685,868.09

### ACCESS\*

Patients seen in 24 months	Total	Change since previous quarter
Quarter ending March 2018	7,617	
Quarter ending June 2018	7,611	→
Quarter ending September 2018	7,591	→
Quarter ending December 2018	7,638	→
Quarter ending March 2019	7,607	→
<b>Variance since March 2018</b>	<b>(0.1%)</b>	→



### ACTIVITY



Adjusted Scheduled Activity (UDA)		
Month	2018	2019
April	988	887
May	2,489	3,090
June	4,153	4,549
July	6,618	6,783
August	8,788	8,699
September	10,119	10,864
October	12,664	12,826
November	15,035	15,597
December	16,908	16,809
January	18,332	18,550
February	20,264	20,503
March	22,416	22,590
April	23,272	23,318
May	23,288	23,318
June	23,285	23,315

### QUALITY

	Quantity	Base Number	Contract	AT	Region	England
% of FP17s for the same patient ID Re-attending within 3 months - Children	192	2,666	7.2%	11.7%	12.3%	11.8%
% of FP17s for the same patient ID Re-attending within 3 months - Adults	1,254	9,018	13.9%	16.6%	15.9%	15.7%
% of FP17s for the same patient ID Re-attending between 3 & 9 months - Children	1,657	2,666	62.2%	58.1%	60.2%	58.9%
% of FP17s for the same patient ID Re-attending between 3 & 9 months - Adults	5,677	9,018	63.0%	51.8%	53.0%	50.8%
% of FP17s for Band 1 Urgent Courses	1,097	11,128	9.9%	9.7%	9.1%	9.1%
% of FP17s Relating to Free Repair or Replacements	106	11,128	1.0%	1.0%	1.0%	0.8%
% of FP17s Relating to Continuations	130	11,128	1.2%	1.1%	1.0%	0.9%
% of Patients satisfied with the dentistry they have received	5	6	N/A	93.5%	93.2%	92.5%
% of Patients satisfied with the time they had to wait for an appointment	6	6	N/A	89.3%	88.1%	87.0%

\* This is based on patients treated on this contract for their most recent course of treatment.

Figures in italics indicate the base number of FP17s or Patient Questionnaire responses are less than 100. N/A is shown where the base number of responses is less than 10 during the period. % is calculated as Quantity/Base number\*100

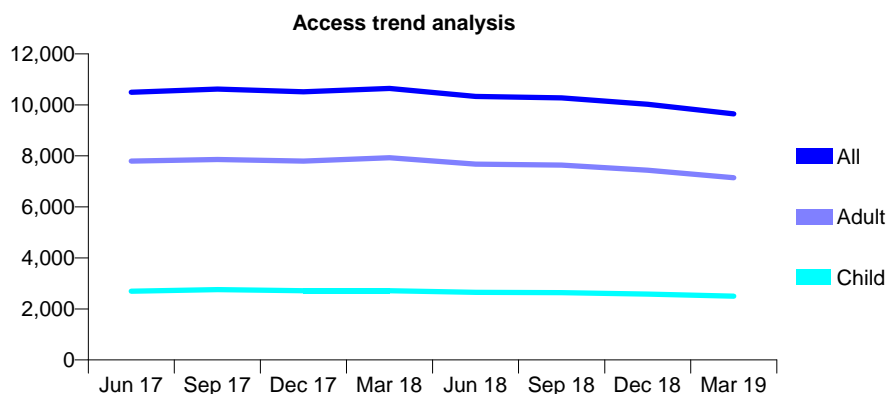
## Q44 - Vital Signs At a Glance Contract Report for 111236/0001 - Year end March 2019

Name or company name	Padgate (No 1) Limited
Contract type name	GDS Contract
Purpose of contract	General
Contract start date	01/11/2007
Contract end date	

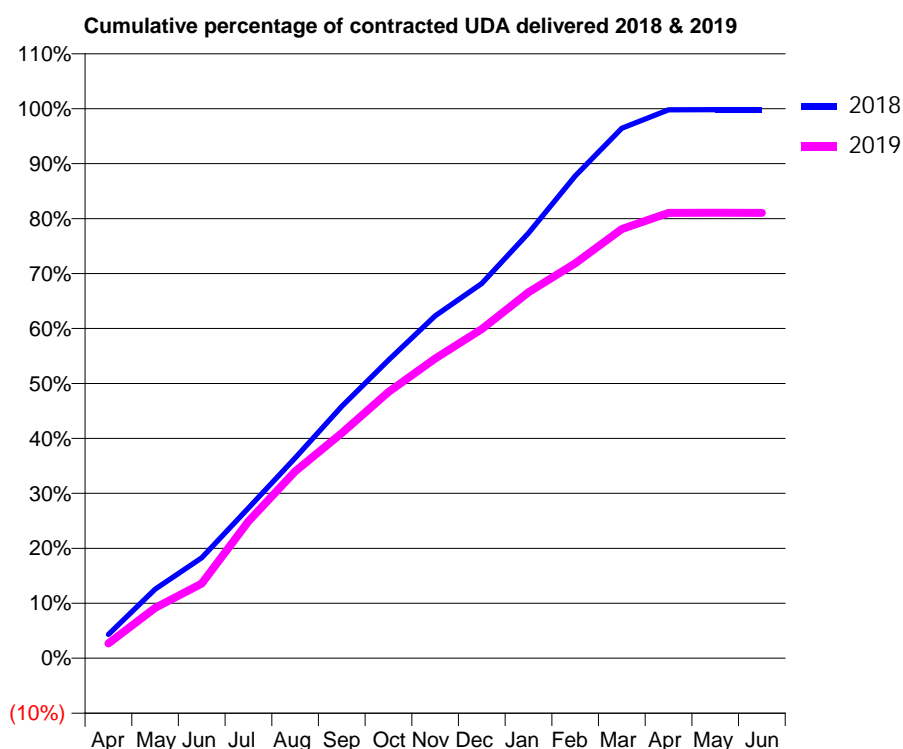
18/19 Contracted general activity (UDA)	28,655
Carry forward general activity (UDA)	48
18/19 Contracted orthodontic activity (UOA)	0
Carry forward orthodontic activity (UOA)	0
Baseline contract value	£823,669.04

### ACCESS\*

Patients seen in 24 months	Total	Change since previous quarter
Quarter ending March 2018	10,643	
Quarter ending June 2018	10,328	↓
Quarter ending September 2018	10,273	→
Quarter ending December 2018	10,023	↓
Quarter ending March 2019	9,645	↓
<b>Variance since March 2018</b>	<b>(9.4%)</b>	<b>↓</b>



### ACTIVITY



Adjusted Scheduled Activity (UDA)		
Month	2018	2019
April	1,242	779
May	3,606	2,626
June	5,237	3,895
July	7,833	7,139
August	10,445	9,746
September	13,132	11,733
October	15,544	13,881
November	17,851	15,629
December	19,547	17,161
January	22,167	19,081
February	25,149	20,595
March	27,633	22,384
April	28,589	23,223
May	28,601	23,226
June	28,606	23,225

### QUALITY

	Quantity	Base Number	Contract	AT	Region	England
% of FP17s for the same patient ID Re-attending within 3 months - Children	179	2,830	6.3%	11.7%	12.3%	11.8%
% of FP17s for the same patient ID Re-attending within 3 months - Adults	885	7,623	11.6%	16.6%	15.9%	15.7%
% of FP17s for the same patient ID Re-attending between 3 & 9 months - Children	1,342	2,830	47.4%	58.1%	60.2%	58.9%
% of FP17s for the same patient ID Re-attending between 3 & 9 months - Adults	3,566	7,623	46.8%	51.8%	53.0%	50.8%
% of FP17s for Band 1 Urgent Courses	560	10,473	5.3%	9.7%	9.1%	9.1%
% of FP17s Relating to Free Repair or Replacements	68	10,473	0.6%	1.0%	1.0%	0.8%
% of FP17s Relating to Continuations	153	10,473	1.5%	1.1%	1.0%	0.9%
% of Patients satisfied with the dentistry they have received	2	3	N/A	93.5%	93.2%	92.5%
% of Patients satisfied with the time they had to wait for an appointment	1	3	N/A	89.3%	88.1%	87.0%

\* This is based on patients treated on this contract for their most recent course of treatment.

Figures in italics indicate the base number of FP17s or Patient Questionnaire responses are less than 100. N/A is shown where the base number of responses is less than 10 during the period. % is calculated as Quantity/Base number\*100

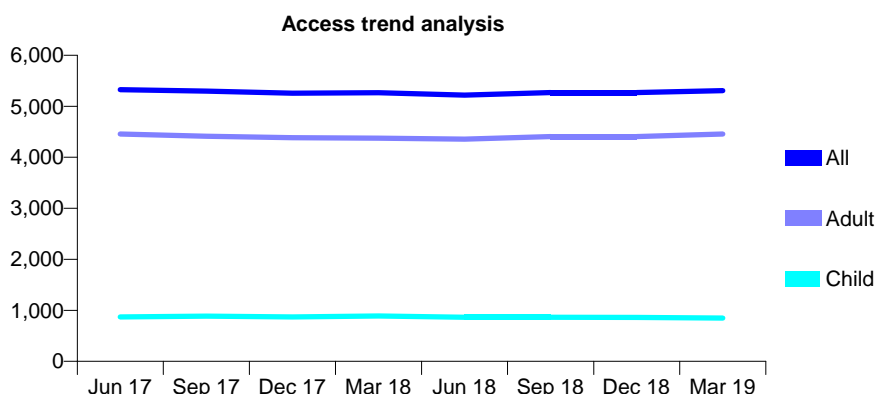
## Q44 - Vital Signs At a Glance Contract Report for 114162/0001 - Year end March 2019

Name or company name	Bankhouse Dental Practice
Contract type name	GDS Contract
Purpose of contract	General
Contract start date	01/04/2009
Contract end date	

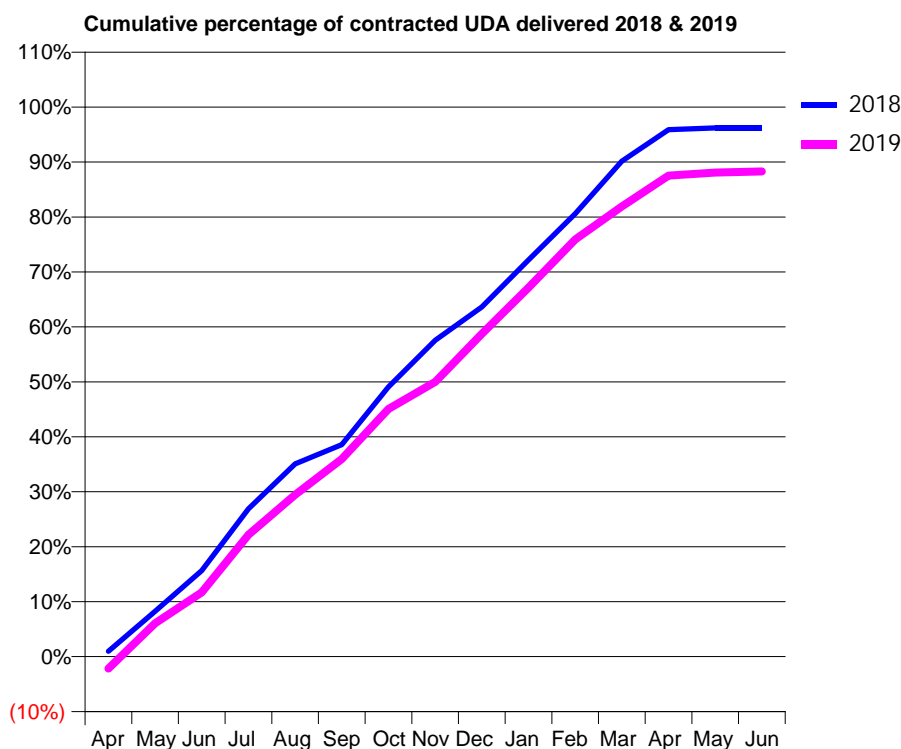
18/19 Contracted general activity (UDA)	13,669
Carry forward general activity (UDA)	517
18/19 Contracted orthodontic activity (UOA)	0
Carry forward orthodontic activity (UOA)	0
Baseline contract value	£330,603.29

### ACCESS\*

Patients seen in 24 months	Total	Change since previous quarter
Quarter ending March 2018	5,266	
Quarter ending June 2018	5,219	→
Quarter ending September 2018	5,269	→
Quarter ending December 2018	5,269	→
Quarter ending March 2019	5,305	→
<b>Variance since March 2018</b>	<b>0.7%</b>	<b>→</b>



### ACTIVITY



Adjusted Scheduled Activity (UDA)		
Month	2018	2019
April	134	-300
May	1,131	831
June	2,141	1,602
July	3,676	3,035
August	4,793	4,028
September	5,274	4,915
October	6,710	6,160
November	7,869	6,832
December	8,696	8,025
January	9,865	9,175
February	11,018	10,373
March	12,323	11,196
April	13,107	11,963
May	13,149	12,039
June	13,152	12,066

### QUALITY

	Quantity	Base Number	Contract	AT	Region	England
% of FP17s for the same patient ID Re-attending within 3 months - Children	76	1,013	7.5%	11.7%	12.3%	11.8%
% of FP17s for the same patient ID Re-attending within 3 months - Adults	700	5,401	13.0%	16.6%	15.9%	15.7%
% of FP17s for the same patient ID Re-attending between 3 & 9 months - Children	488	1,013	48.2%	58.1%	60.2%	58.9%
% of FP17s for the same patient ID Re-attending between 3 & 9 months - Adults	2,537	5,401	47.0%	51.8%	53.0%	50.8%
% of FP17s for Band 1 Urgent Courses	531	5,382	9.9%	9.7%	9.1%	9.1%
% of FP17s Relating to Free Repair or Replacements	28	5,382	0.5%	1.0%	1.0%	0.8%
% of FP17s Relating to Continuations	54	5,382	1.0%	1.1%	1.0%	0.9%
% of Patients satisfied with the dentistry they have received	2	2	N/A	93.5%	93.2%	92.5%
% of Patients satisfied with the time they had to wait for an appointment	2	2	N/A	89.3%	88.1%	87.0%

\* This is based on patients treated on this contract for their most recent course of treatment.

Figures in *italics* indicate the base number of FP17s or Patient Questionnaire responses are less than 100. N/A is shown where the base number of responses is less than 10 during the period. % is calculated as Quantity/Base number\*100

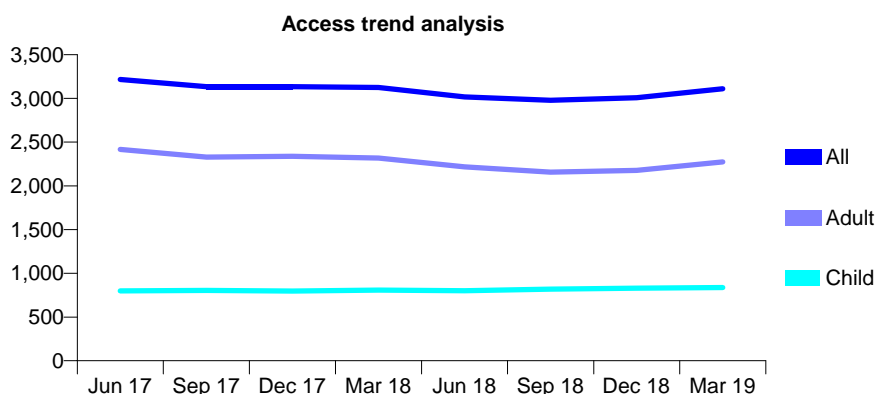
## Q44 - Vital Signs At a Glance Contract Report for 115819/0001 - Year end March 2019

Name or company name	Cotswold Dental Practice
Contract type name	GDS Contract
Purpose of contract	General
Contract start date	01/07/2015
Contract end date	

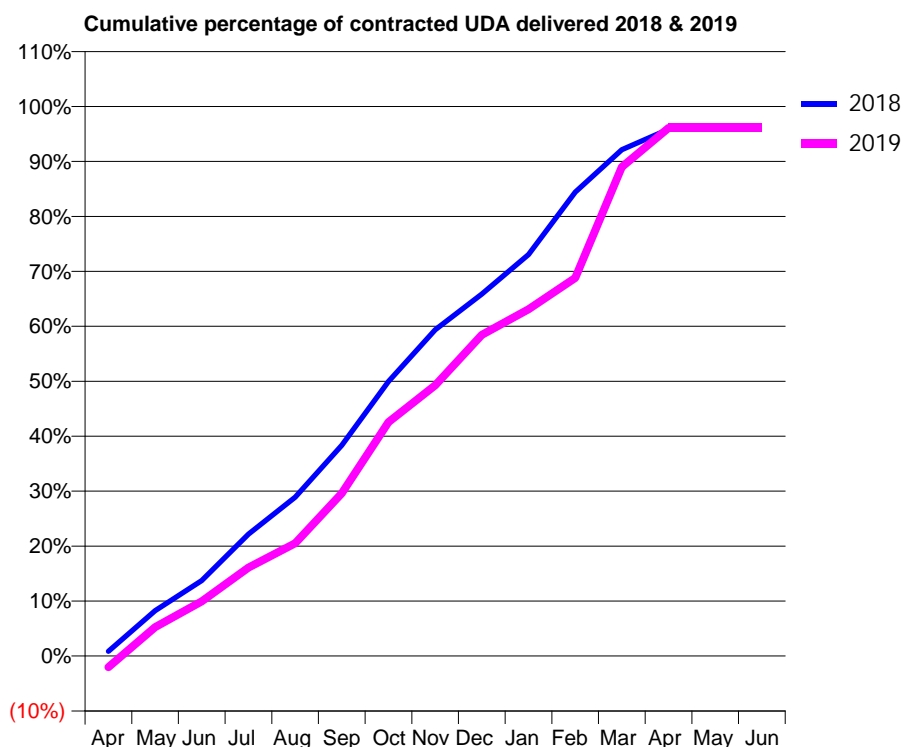
18/19 Contracted general activity (UDA)	9,974
Carry forward general activity (UDA)	387
18/19 Contracted orthodontic activity (UOA)	0
Carry forward orthodontic activity (UOA)	0
Baseline contract value	£308,729.46

### ACCESS\*

Patients seen in 24 months	Total	Change since previous quarter
Quarter ending March 2018	3,125	
Quarter ending June 2018	3,017	↓
Quarter ending September 2018	2,977	↓
Quarter ending December 2018	3,008	→
Quarter ending March 2019	3,110	↑
<b>Variance since March 2018</b>	<b>(0.5%)</b>	<b>→</b>



### ACTIVITY



Adjusted Scheduled Activity (UDA)		
Month	2018	2019
April	86	-205
May	824	523
June	1,368	994
July	2,212	1,605
August	2,884	2,047
September	3,822	2,953
October	4,982	4,243
November	5,922	4,911
December	6,567	5,830
January	7,286	6,294
February	8,420	6,862
March	9,190	8,874
April	9,561	9,583
May	9,587	9,583
June	9,587	9,583

### QUALITY

	Quantity	Base Number	Contract	AT	Region	England
% of FP17s for the same patient ID Re-attending within 3 months - Children	93	1,061	8.8%	11.7%	12.3%	11.8%
% of FP17s for the same patient ID Re-attending within 3 months - Adults	615	2,960	20.8%	16.6%	15.9%	15.7%
% of FP17s for the same patient ID Re-attending between 3 & 9 months - Children	518	1,061	48.8%	58.1%	60.2%	58.9%
% of FP17s for the same patient ID Re-attending between 3 & 9 months - Adults	1,247	2,960	42.1%	51.8%	53.0%	50.8%
% of FP17s for Band 1 Urgent Courses	559	4,142	13.5%	9.7%	9.1%	9.1%
% of FP17s Relating to Free Repair or Replacements	41	4,142	1.0%	1.0%	1.0%	0.8%
% of FP17s Relating to Continuations	81	4,142	2.0%	1.1%	1.0%	0.9%
% of Patients satisfied with the dentistry they have received	4	4	N/A	93.5%	93.2%	92.5%
% of Patients satisfied with the time they had to wait for an appointment	3	4	N/A	89.3%	88.1%	87.0%

\* This is based on patients treated on this contract for their most recent course of treatment.

Figures in italics indicate the base number of FP17s or Patient Questionnaire responses are less than 100. N/A is shown where the base number of responses is less than 10 during the period. % is calculated as Quantity/Base number\*100

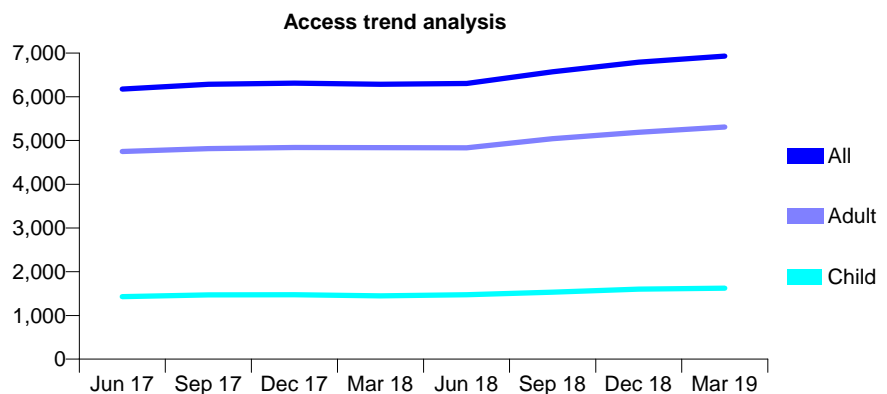
## Q44 - Vital Signs At a Glance Contract Report for 116203/0001 - Year end March 2019

Name or company name	Paddock Dental Practice
Contract type name	GDS Contract
Purpose of contract	General
Contract start date	01/04/2014
Contract end date	

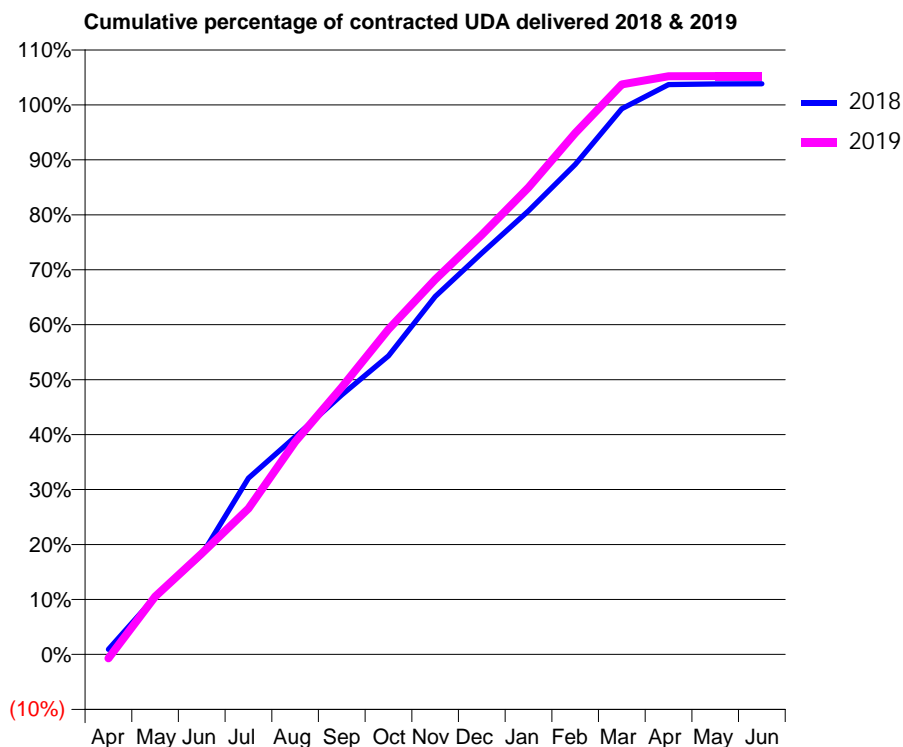
18/19 Contracted general activity (UDA)	16,250
Carry forward general activity (UDA)	177
18/19 Contracted orthodontic activity (UOA)	0
Carry forward orthodontic activity (UOA)	0
Baseline contract value	£429,584.69

### ACCESS\*

Patients seen in 24 months	Total	Change since previous quarter
Quarter ending March 2018	6,284	
Quarter ending June 2018	6,305	→
Quarter ending September 2018	6,572	↑
Quarter ending December 2018	6,790	↑
Quarter ending March 2019	6,932	↑
<b>Variance since March 2018</b>	<b>10.3%</b>	<b>↑</b>



### ACTIVITY



Adjusted Scheduled Activity (UDA)		
Month	2018	2019
April	149	-122
May	1,702	1,710
June	2,946	2,982
July	5,210	4,313
August	6,435	6,286
September	7,673	7,899
October	8,829	9,615
November	10,581	11,085
December	11,866	12,406
January	13,115	13,808
February	14,490	15,416
March	16,136	16,852
April	16,849	17,096
May	16,870	17,100
June	16,871	17,100

### QUALITY

	Quantity	Base Number	Contract	AT	Region	England
% of FP17s for the same patient ID Re-attending within 3 months - Children	192	2,654	7.2%	11.7%	12.3%	11.8%
% of FP17s for the same patient ID Re-attending within 3 months - Adults	995	7,604	13.1%	16.6%	15.9%	15.7%
% of FP17s for the same patient ID Re-attending between 3 & 9 months - Children	1,662	2,654	62.6%	58.1%	60.2%	58.9%
% of FP17s for the same patient ID Re-attending between 3 & 9 months - Adults	3,794	7,604	49.9%	51.8%	53.0%	50.8%
% of FP17s for Band 1 Urgent Courses	1,126	9,694	11.6%	9.7%	9.1%	9.1%
% of FP17s Relating to Free Repair or Replacements	81	9,694	0.8%	1.0%	1.0%	0.8%
% of FP17s Relating to Continuations	54	9,694	0.6%	1.1%	1.0%	0.9%
% of Patients satisfied with the dentistry they have received	2	2	N/A	93.5%	93.2%	92.5%
% of Patients satisfied with the time they had to wait for an appointment	2	2	N/A	89.3%	88.1%	87.0%

\* This is based on patients treated on this contract for their most recent course of treatment. Figures in italics indicate the base number of FP17s or Patient Questionnaire responses are less than 100. N/A is shown where the base number of responses is less than 10 during the period. % is calculated as Quantity/Base number\*100

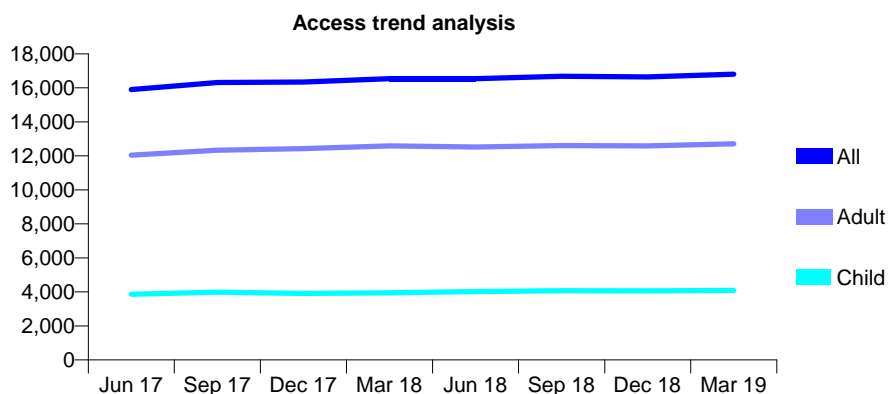
## Q44 - Vital Signs At a Glance Contract Report for 116777/0001 - Year end March 2019

Name or company name	Alchemy Dental Practice
Contract type name	GDS Contract
Purpose of contract	General
Contract start date	01/07/2008
Contract end date	

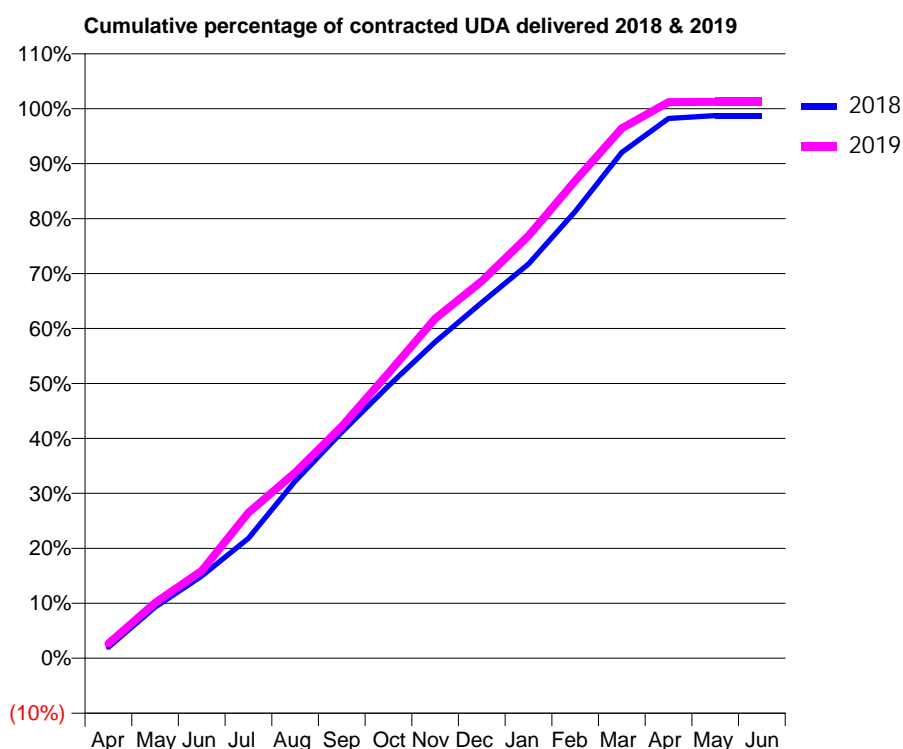
18/19 Contracted general activity (UDA)	36,546
Carry forward general activity (UDA)	0
18/19 Contracted orthodontic activity (UOA)	0
Carry forward orthodontic activity (UOA)	0
Baseline contract value	£997,196.30

### ACCESS\*

Patients seen in 24 months	Total	Change since previous quarter
Quarter ending March 2018	16,535	
Quarter ending June 2018	16,549	→
Quarter ending September 2018	16,677	→
Quarter ending December 2018	16,648	→
Quarter ending March 2019	16,804	→
<b>Variance since March 2018</b>	<b>1.6%</b>	<b>→</b>



### ACTIVITY



Adjusted Scheduled Activity (UDA)		
Month	2018	2019
April	732	983
May	3,402	3,692
June	5,465	5,819
July	7,982	9,679
August	11,785	12,347
September	15,035	15,418
October	18,114	18,965
November	21,028	22,596
December	23,653	25,082
January	26,220	28,092
February	29,718	31,752
March	33,636	35,235
April	35,895	36,980
May	36,084	37,004
June	36,084	37,005

### QUALITY

	Quantity	Base Number	Contract	AT	Region	England
% of FP17s for the same patient ID Re-attending within 3 months - Children	396	4,758	8.3%	11.7%	12.3%	11.8%
% of FP17s for the same patient ID Re-attending within 3 months - Adults	2,195	14,124	15.5%	16.6%	15.9%	15.7%
% of FP17s for the same patient ID Re-attending between 3 & 9 months - Children	2,126	4,758	44.7%	58.1%	60.2%	58.9%
% of FP17s for the same patient ID Re-attending between 3 & 9 months - Adults	5,225	14,124	37.0%	51.8%	53.0%	50.8%
% of FP17s for Band 1 Urgent Courses	2,767	16,999	16.3%	9.7%	9.1%	9.1%
% of FP17s Relating to Free Repair or Replacements	68	16,999	0.4%	1.0%	1.0%	0.8%
% of FP17s Relating to Continuations	156	16,999	0.9%	1.1%	1.0%	0.9%
% of Patients satisfied with the dentistry they have received	11	12	91.7%	93.5%	93.2%	92.5%
% of Patients satisfied with the time they had to wait for an appointment	7	12	58.3%	89.3%	88.1%	87.0%

\* This is based on patients treated on this contract for their most recent course of treatment.

Figures in italics indicate the base number of FP17s or Patient Questionnaire responses are less than 100. N/A is shown where the base number of responses is less than 10 during the period. % is calculated as Quantity/Base number\*100

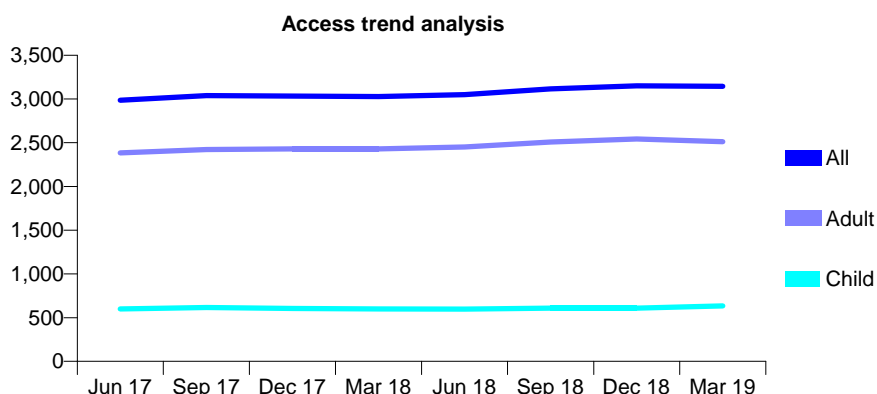
## Q44 - Vital Signs At a Glance Contract Report for 120650/0001 - Year end March 2019

Name or company name	Silk Dental Care Ltd
Contract type name	GDS Contract
Purpose of contract	General
Contract start date	01/04/2011
Contract end date	

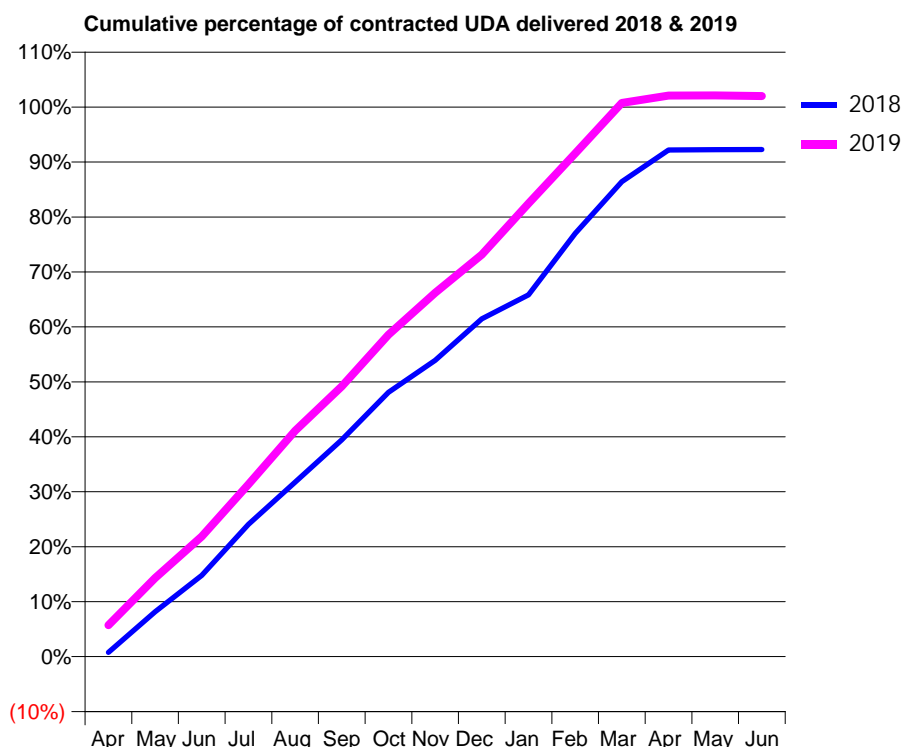
18/19 Contracted general activity (UDA)	10,173
Carry forward general activity (UDA)	0
18/19 Contracted orthodontic activity (UOA)	0
Carry forward orthodontic activity (UOA)	0
Baseline contract value	£219,622.13

### ACCESS\*

Patients seen in 24 months	Total	Change since previous quarter
Quarter ending March 2018	3,028	
Quarter ending June 2018	3,049	→
Quarter ending September 2018	3,115	↑
Quarter ending December 2018	3,150	→
Quarter ending March 2019	3,145	→
<b>Variance since March 2018</b>	<b>3.9%</b>	<b>↑</b>



### ACTIVITY



Adjusted Scheduled Activity (UDA)		
Month	2018	2019
April	80	584
May	831	1,455
June	1,506	2,223
July	2,451	3,189
August	3,230	4,181
September	4,012	5,003
October	4,891	5,958
November	5,484	6,736
December	6,251	7,442
January	6,696	8,391
February	7,834	9,317
March	8,792	10,249
April	9,378	10,386
May	9,385	10,389
June	9,388	10,377

### QUALITY

	Quantity	Base Number	Contract	AT	Region	England
% of FP17s for the same patient ID Re-attending within 3 months - Children	57	990	5.8%	11.7%	12.3%	11.8%
% of FP17s for the same patient ID Re-attending within 3 months - Adults	444	3,433	12.9%	16.6%	15.9%	15.7%
% of FP17s for the same patient ID Re-attending between 3 & 9 months - Children	621	990	62.7%	58.1%	60.2%	58.9%
% of FP17s for the same patient ID Re-attending between 3 & 9 months - Adults	1,478	3,433	43.1%	51.8%	53.0%	50.8%
% of FP17s for Band 1 Urgent Courses	202	4,252	4.8%	9.7%	9.1%	9.1%
% of FP17s Relating to Free Repair or Replacements	48	4,252	1.1%	1.0%	1.0%	0.8%
% of FP17s Relating to Continuations	87	4,252	2.0%	1.1%	1.0%	0.9%
% of Patients satisfied with the dentistry they have received	15	16	93.8%	93.5%	93.2%	92.5%
% of Patients satisfied with the time they had to wait for an appointment	14	16	87.5%	89.3%	88.1%	87.0%

\* This is based on patients treated on this contract for their most recent course of treatment.  
 Figures in *italics* indicate the base number of FP17s or Patient Questionnaire responses are less than 100. N/A is shown where the base number of responses is less than 10 during the period. % is calculated as Quantity/Base number\*100



## Q44 - Vital Signs At a Glance Contract Report for 127213/0001 - Year end March 2019

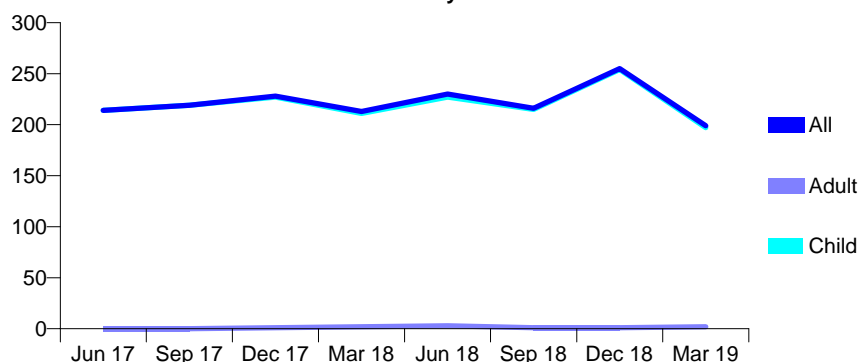
Name or company name	Wirral Community NHS Trust
Contract type name	PDS Contract
Purpose of contract	General
Contract start date	01/04/2015
Contract end date	31/03/2020

18/19 Contracted general activity (UDA)	4,000
Carry forward general activity (UDA)	0
18/19 Contracted orthodontic activity (UOA)	0
Carry forward orthodontic activity (UOA)	0
Baseline contract value	£815,435.99

### ACCESS\*

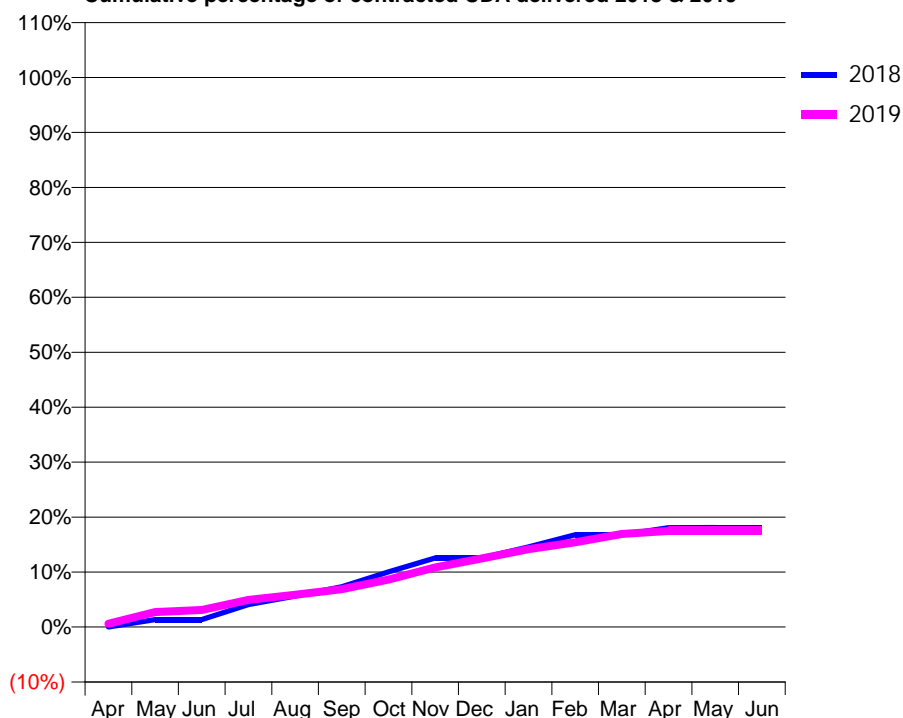
Patients seen in 24 months	Total	Change since previous quarter
Quarter ending March 2018	213	
Quarter ending June 2018	230	↑
Quarter ending September 2018	216	↓
Quarter ending December 2018	255	↑
Quarter ending March 2019	199	↓
<b>Variance since March 2018</b>	<b>(6.6%)</b>	<b>↓</b>

### Access trend analysis



### ACTIVITY

#### Cumulative percentage of contracted UDA delivered 2018 & 2019



Adjusted Scheduled Activity (UDA)		
Month	2018	2019
April	0	24
May	54	109
June	54	125
July	164	198
August	226	234
September	293	276
October	401	346
November	502	434
December	502	499
January	583	566
February	671	617
March	671	677
April	723	699
May	725	699
June	725	699

### QUALITY

	Quantity	Base Number	Contract	AT	Region	England
% of FP17s for the same patient ID Re-attending within 3 months - Children	1	266	0.4%	11.7%	12.3%	11.8%
% of FP17s for the same patient ID Re-attending within 3 months - Adults	0	0	N/A	16.6%	15.9%	15.7%
% of FP17s for the same patient ID Re-attending between 3 & 9 months - Children	(-1)	266	(0.4%)	58.1%	60.2%	58.9%
% of FP17s for the same patient ID Re-attending between 3 & 9 months - Adults	0	0	N/A	51.8%	53.0%	50.8%
% of FP17s for Band 1 Urgent Courses	0	247	0.0%	9.7%	9.1%	9.1%
% of FP17s Relating to Free Repair or Replacements	0	247	0.0%	1.0%	1.0%	0.8%
% of FP17s Relating to Continuations	0	247	0.0%	1.1%	1.0%	0.9%
% of Patients satisfied with the dentistry they have received	0	0	N/A	93.5%	93.2%	92.5%
% of Patients satisfied with the time they had to wait for an appointment	0	0	N/A	89.3%	88.1%	87.0%

\* This is based on patients treated on this contract for their most recent course of treatment.

Figures in italics indicate the base number of FP17s or Patient Questionnaire responses are less than 100. N/A is shown where the base number of responses is less than 10 during the period. % is calculated as Quantity/Base number\*100

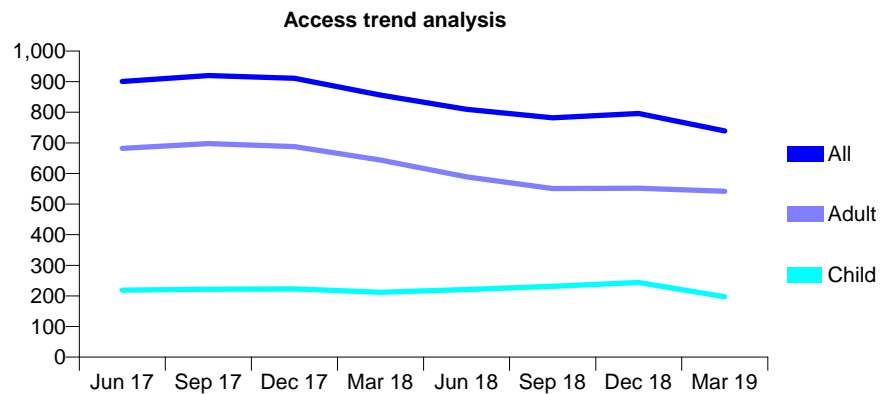
## Q44 - Vital Signs At a Glance Contract Report for 127213/0007 - Year end March 2019

Name or company name	Wirral Community NHS Trust
Contract type name	PDS Contract
Purpose of contract	General
Contract start date	01/04/2015
Contract end date	31/03/2020

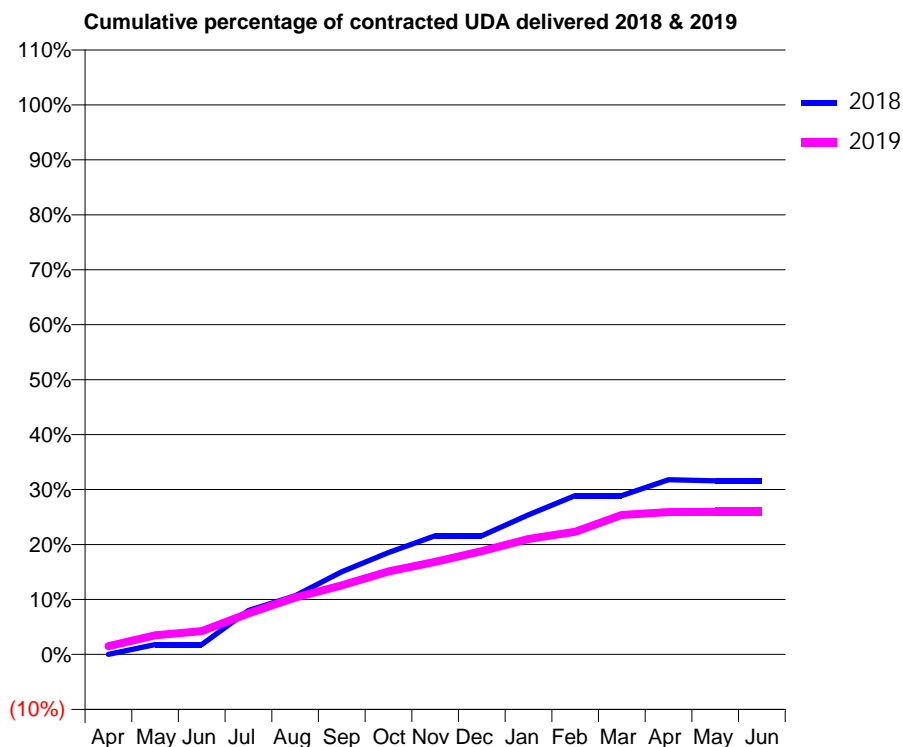
18/19 Contracted general activity (UDA)	6,500
Carry forward general activity (UDA)	0
18/19 Contracted orthodontic activity (UOA)	0
Carry forward orthodontic activity (UOA)	0
Baseline contract value	£1,340,565.71

### ACCESS\*

Patients seen in 24 months	Total	Change since previous quarter
Quarter ending March 2018	856	
Quarter ending June 2018	810	↓
Quarter ending September 2018	782	↓
Quarter ending December 2018	796	→
Quarter ending March 2019	739	↓
<b>Variance since March 2018</b>	<b>(13.7%)</b>	<b>↓</b>



### ACTIVITY



Adjusted Scheduled Activity (UDA)		
Month	2018	2019
April	0	97
May	118	227
June	118	276
July	520	485
August	694	672
September	978	818
October	1,206	982
November	1,404	1,096
December	1,404	1,222
January	1,652	1,367
February	1,879	1,452
March	1,879	1,651
April	2,067	1,684
May	2,053	1,685
June	2,053	1,685

### QUALITY

	Quantity	Base Number	Contract	AT	Region	England
% of FP17s for the same patient ID Re-attending within 3 months - Children	26	381	6.8%	11.7%	12.3%	11.8%
% of FP17s for the same patient ID Re-attending within 3 months - Adults	36	570	6.3%	16.6%	15.9%	15.7%
% of FP17s for the same patient ID Re-attending between 3 & 9 months - Children	78	381	20.5%	58.1%	60.2%	58.9%
% of FP17s for the same patient ID Re-attending between 3 & 9 months - Adults	194	570	34.0%	51.8%	53.0%	50.8%
% of FP17s for Band 1 Urgent Courses	34	881	3.9%	9.7%	9.1%	9.1%
% of FP17s Relating to Free Repair or Replacements	1	881	0.1%	1.0%	1.0%	0.8%
% of FP17s Relating to Continuations	0	881	0.0%	1.1%	1.0%	0.9%
% of Patients satisfied with the dentistry they have received	0	0	N/A	93.5%	93.2%	92.5%
% of Patients satisfied with the time they had to wait for an appointment	0	0	N/A	89.3%	88.1%	87.0%

\* This is based on patients treated on this contract for their most recent course of treatment.

Figures in italics indicate the base number of FP17s or Patient Questionnaire responses are less than 100. N/A is shown where the base number of responses is less than 10 during the period. % is calculated as Quantity/Base number\*100

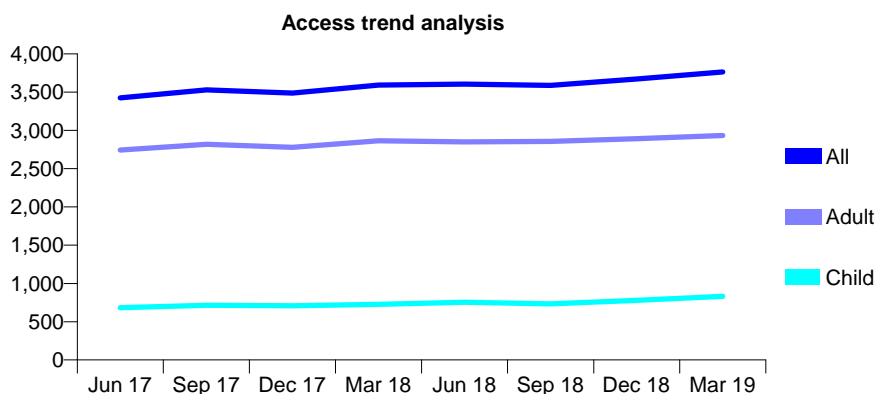
## Q44 - Vital Signs At a Glance Contract Report for 128104/0001 - Year end March 2019

Name or company name	FELDENT LIMITED
Contract type name	GDS Contract
Purpose of contract	General
Contract start date	01/10/2011
Contract end date	

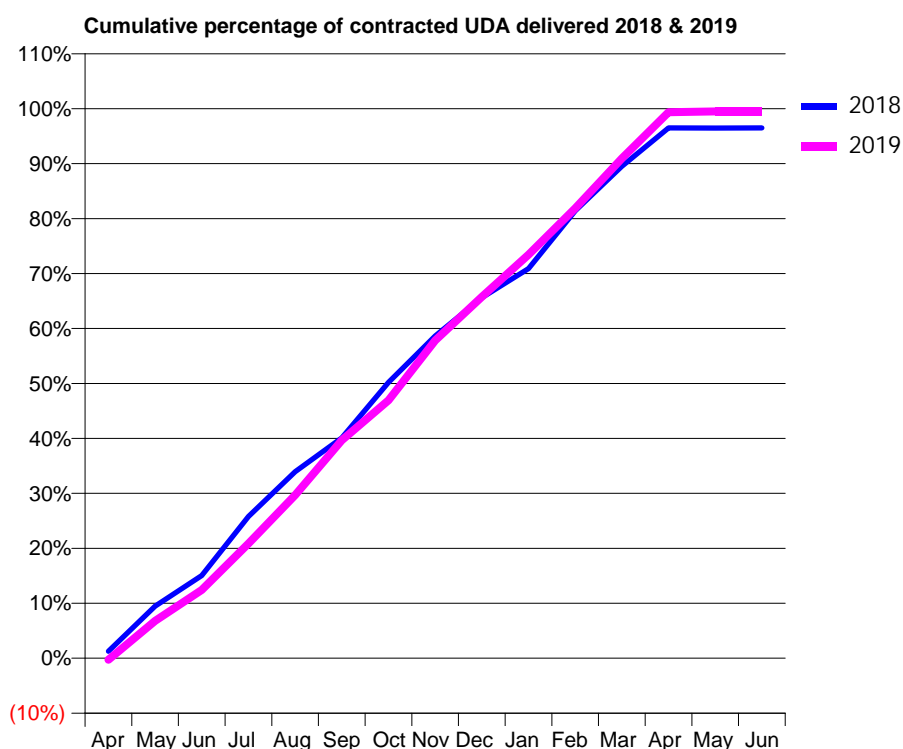
18/19 Contracted general activity (UDA)	11,129
Carry forward general activity (UDA)	390
18/19 Contracted orthodontic activity (UOA)	0
Carry forward orthodontic activity (UOA)	0
Baseline contract value	£274,674.54

### ACCESS\*

Patients seen in 24 months	Total	Change since previous quarter
Quarter ending March 2018	3,591	
Quarter ending June 2018	3,605	→
Quarter ending September 2018	3,588	→
Quarter ending December 2018	3,671	↑
Quarter ending March 2019	3,764	↑
<b>Variance since March 2018</b>	<b>4.8%</b>	<b>↑</b>



### ACTIVITY



Adjusted Scheduled Activity (UDA)		
Month	2018	2019
April	141	-33
May	1,053	756
June	1,675	1,383
July	2,869	2,321
August	3,776	3,304
September	4,461	4,412
October	5,587	5,223
November	6,527	6,433
December	7,302	7,319
January	7,889	8,170
February	9,059	9,114
March	9,962	10,121
April	10,738	11,056
May	10,737	11,075
June	10,738	11,075

### QUALITY

	Quantity	Base Number	Contract	AT	Region	England
% of FP17s for the same patient ID Re-attending within 3 months - Children	135	1,374	9.8%	11.7%	12.3%	11.8%
% of FP17s for the same patient ID Re-attending within 3 months - Adults	744	4,582	16.2%	16.6%	15.9%	15.7%
% of FP17s for the same patient ID Re-attending between 3 & 9 months - Children	807	1,374	58.7%	58.1%	60.2%	58.9%
% of FP17s for the same patient ID Re-attending between 3 & 9 months - Adults	2,662	4,582	58.1%	51.8%	53.0%	50.8%
% of FP17s for Band 1 Urgent Courses	464	5,173	9.0%	9.7%	9.1%	9.1%
% of FP17s Relating to Free Repair or Replacements	55	5,173	1.1%	1.0%	1.0%	0.8%
% of FP17s Relating to Continuations	88	5,173	1.7%	1.1%	1.0%	0.9%
% of Patients satisfied with the dentistry they have received	2	2	N/A	93.5%	93.2%	92.5%
% of Patients satisfied with the time they had to wait for an appointment	2	2	N/A	89.3%	88.1%	87.0%

\* This is based on patients treated on this contract for their most recent course of treatment. Figures in italics indicate the base number of FP17s or Patient Questionnaire responses are less than 100. N/A is shown where the base number of responses is less than 10 during the period. % is calculated as Quantity/Base number\*100

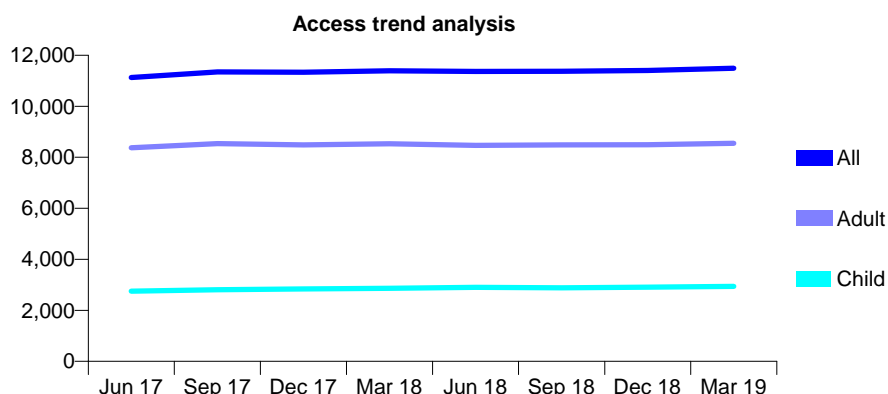
## Q44 - Vital Signs At a Glance Contract Report for 133930/0001 - Year end March 2019

Name or company name	Gidman & Waywell
Contract type name	GDS Contract
Purpose of contract	General
Contract start date	01/04/2009
Contract end date	

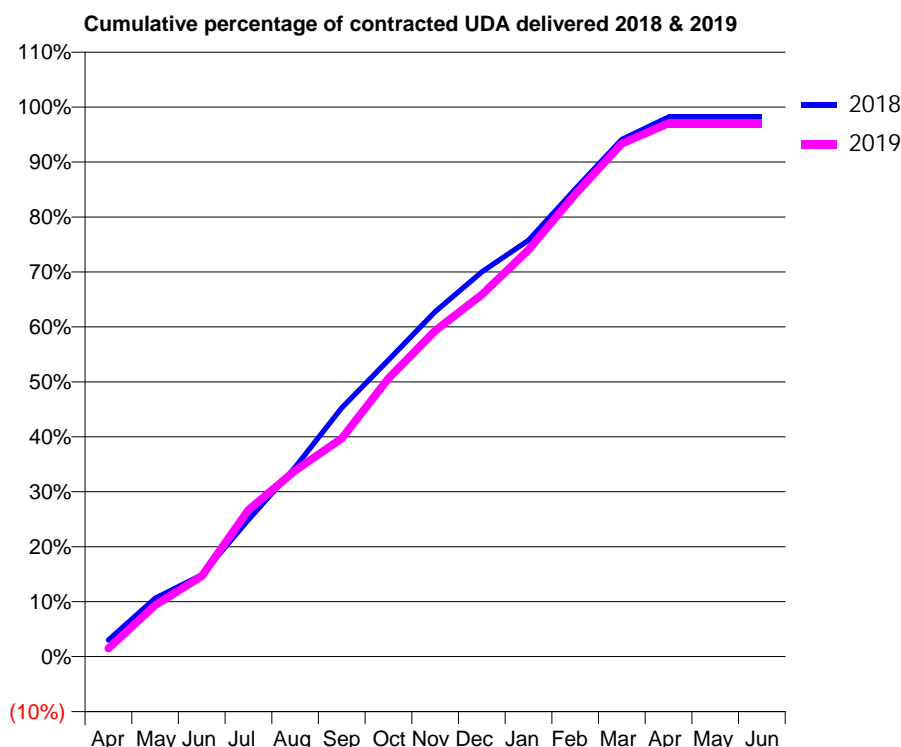
18/19 Contracted general activity (UDA)	34,947
Carry forward general activity (UDA)	642
18/19 Contracted orthodontic activity (UOA)	0
Carry forward orthodontic activity (UOA)	0
Baseline contract value	£1,041,989.77

### ACCESS\*

Patients seen in 24 months	Total	Change since previous quarter
Quarter ending March 2018	11,390	
Quarter ending June 2018	11,364	→
Quarter ending September 2018	11,373	→
Quarter ending December 2018	11,406	→
Quarter ending March 2019	11,488	→
<b>Variance since March 2018</b>	<b>0.9%</b>	<b>→</b>



### ACTIVITY



Adjusted Scheduled Activity (UDA)		
Month	2018	2019
April	1,059	518
May	3,707	3,268
June	5,194	5,118
July	8,704	9,327
August	12,047	11,839
September	15,824	13,875
October	18,865	17,693
November	21,932	20,728
December	24,459	23,024
January	26,476	25,857
February	29,728	29,409
March	32,885	32,624
April	34,314	33,918
May	34,314	33,915
June	34,304	33,915

### QUALITY

	Quantity	Base Number	Contract	AT	Region	England
% of FP17s for the same patient ID Re-attending within 3 months - Children	558	4,038	13.8%	11.7%	12.3%	11.8%
% of FP17s for the same patient ID Re-attending within 3 months - Adults	2,765	11,424	24.2%	16.6%	15.9%	15.7%
% of FP17s for the same patient ID Re-attending between 3 & 9 months - Children	1,819	4,038	45.0%	58.1%	60.2%	58.9%
% of FP17s for the same patient ID Re-attending between 3 & 9 months - Adults	4,396	11,424	38.5%	51.8%	53.0%	50.8%
% of FP17s for Band 1 Urgent Courses	2,372	15,385	15.4%	9.7%	9.1%	9.1%
% of FP17s Relating to Free Repair or Replacements	274	15,385	1.8%	1.0%	1.0%	0.8%
% of FP17s Relating to Continuations	445	15,385	2.9%	1.1%	1.0%	0.9%
% of Patients satisfied with the dentistry they have received	4	4	N/A	93.5%	93.2%	92.5%
% of Patients satisfied with the time they had to wait for an appointment	4	4	N/A	89.3%	88.1%	87.0%

\* This is based on patients treated on this contract for their most recent course of treatment.  
 Figures in italics indicate the base number of FP17s or Patient Questionnaire responses are less than 100. N/A is shown where the base number of responses is less than 10 during the period. % is calculated as Quantity/Base number\*100

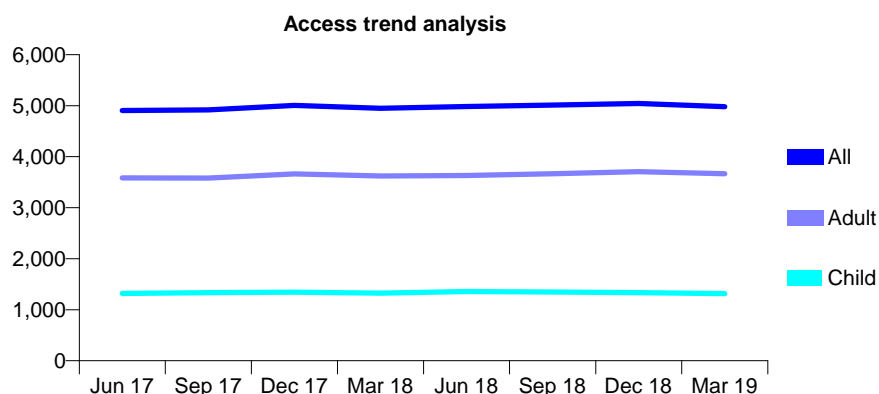
## Q44 - Vital Signs At a Glance Contract Report for 134848/0001 - Year end March 2019

Name or company name	Balls Road Dental Practice
Contract type name	GDS Contract
Purpose of contract	General
Contract start date	01/04/2006
Contract end date	

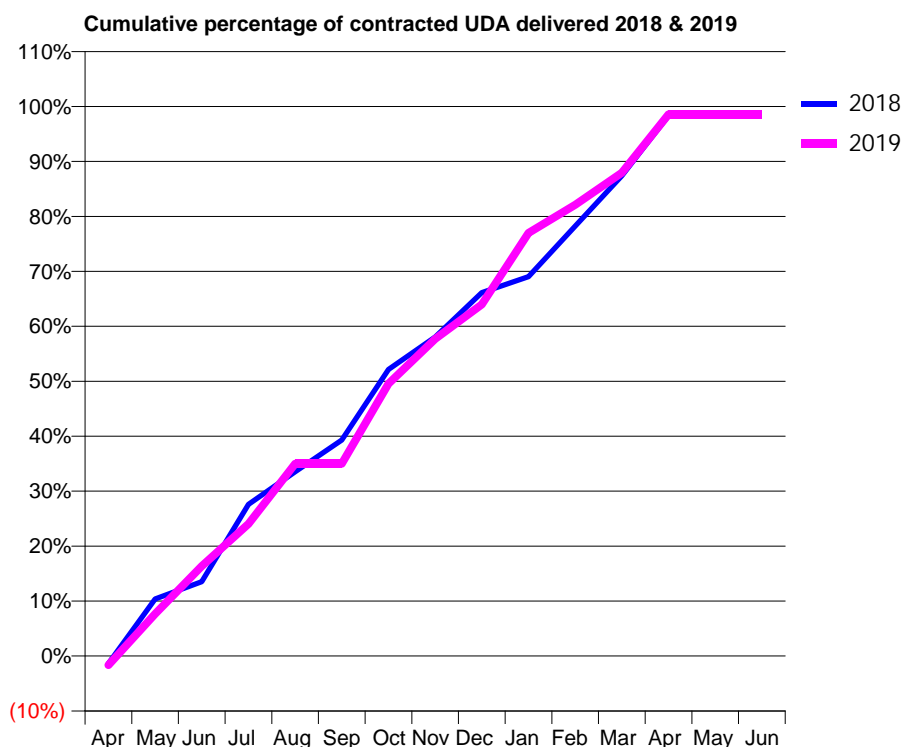
18/19 Contracted general activity (UDA)	14,640
Carry forward general activity (UDA)	245
18/19 Contracted orthodontic activity (UOA)	0
Carry forward orthodontic activity (UOA)	0
Baseline contract value	£434,884.85

### ACCESS\*

Patients seen in 24 months	Total	Change since previous quarter
Quarter ending March 2018	4,949	
Quarter ending June 2018	4,985	→
Quarter ending September 2018	5,013	→
Quarter ending December 2018	5,041	→
Quarter ending March 2019	4,983	↓
<b>Variance since March 2018</b>	<b>0.7%</b>	<b>→</b>



### ACTIVITY



Adjusted Scheduled Activity (UDA)		
Month	2018	2019
April	-200	-245
May	1,517	1,124
June	1,982	2,398
July	4,040	3,519
August	4,913	5,123
September	5,754	5,123
October	7,634	7,252
November	8,501	8,449
December	9,680	9,363
January	10,104	11,272
February	11,454	12,021
March	12,792	12,872
April	14,395	14,430
May	14,395	14,430
June	14,395	14,430

### QUALITY

	Quantity	Base Number	Contract	AT	Region	England
% of FP17s for the same patient ID Re-attending within 3 months - Children	160	2,172	7.4%	11.7%	12.3%	11.8%
% of FP17s for the same patient ID Re-attending within 3 months - Adults	769	5,505	14.0%	16.6%	15.9%	15.7%
% of FP17s for the same patient ID Re-attending between 3 & 9 months - Children	1,428	2,172	65.7%	58.1%	60.2%	58.9%
% of FP17s for the same patient ID Re-attending between 3 & 9 months - Adults	3,247	5,505	59.0%	51.8%	53.0%	50.8%
% of FP17s for Band 1 Urgent Courses	492	7,106	6.9%	9.7%	9.1%	9.1%
% of FP17s Relating to Free Repair or Replacements	29	7,106	0.4%	1.0%	1.0%	0.8%
% of FP17s Relating to Continuations	71	7,106	1.0%	1.1%	1.0%	0.9%
% of Patients satisfied with the dentistry they have received	4	4	N/A	93.5%	93.2%	92.5%
% of Patients satisfied with the time they had to wait for an appointment	4	4	N/A	89.3%	88.1%	87.0%

\* This is based on patients treated on this contract for their most recent course of treatment.

Figures in italics indicate the base number of FP17s or Patient Questionnaire responses are less than 100. N/A is shown where the base number of responses is less than 10 during the period. % is calculated as Quantity/Base number\*100

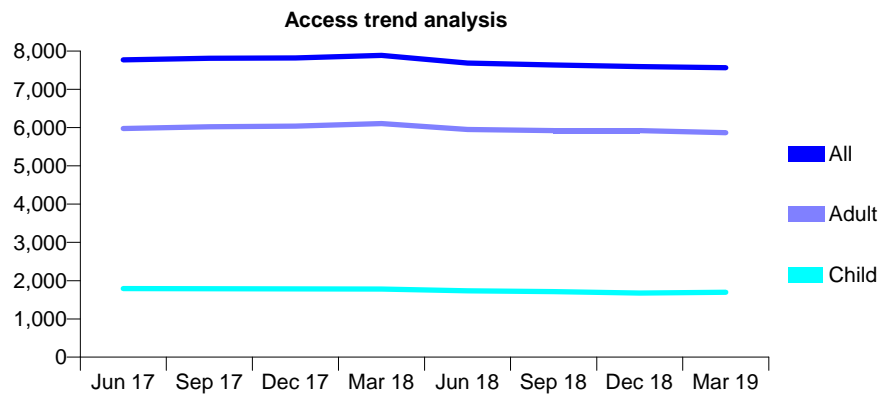
## Q44 - Vital Signs At a Glance Contract Report for 135550/0001 - Year end March 2019

Name or company name	Upton Dental Practice Limited
Contract type name	GDS Contract
Purpose of contract	General
Contract start date	01/04/2011
Contract end date	

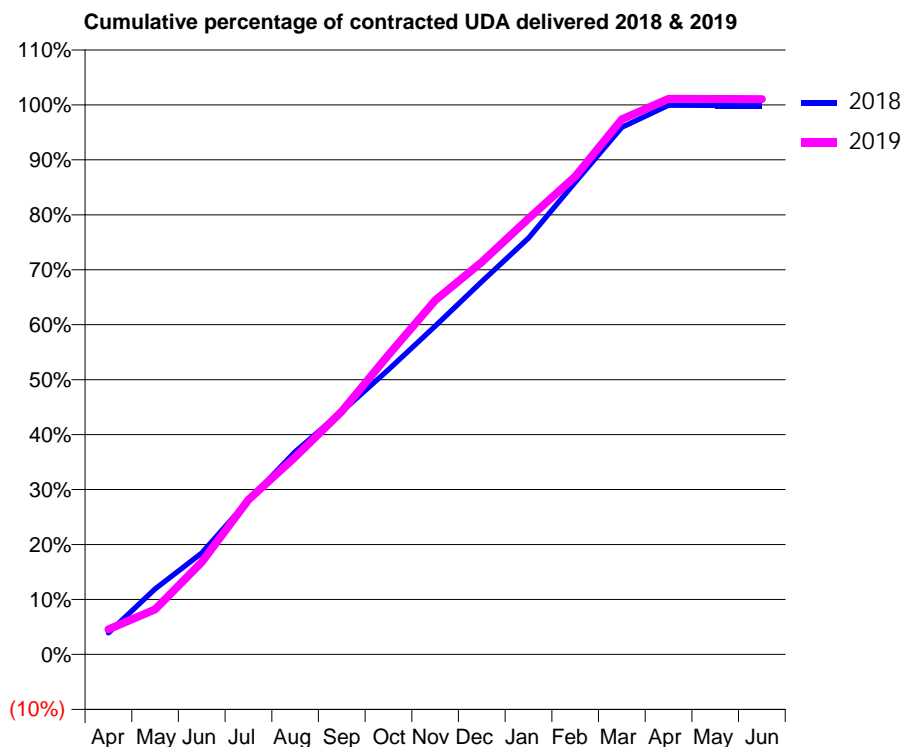
18/19 Contracted general activity (UDA)	23,980
Carry forward general activity (UDA)	27
18/19 Contracted orthodontic activity (UOA)	0
Carry forward orthodontic activity (UOA)	0
Baseline contract value	£711,611.21

### ACCESS\*

Patients seen in 24 months	Total	Change since previous quarter
Quarter ending March 2018	7,887	
Quarter ending June 2018	7,684	↓
Quarter ending September 2018	7,636	→
Quarter ending December 2018	7,595	→
Quarter ending March 2019	7,565	→
<b>Variance since March 2018</b>	<b>(4.1%)</b>	<b>↓</b>



### ACTIVITY



Adjusted Scheduled Activity (UDA)		
Month	2018	2019
April	941	1,095
May	2,857	1,968
June	4,427	4,025
July	6,723	6,754
August	8,840	8,614
September	10,602	10,606
October	12,426	13,067
November	14,328	15,456
December	16,267	17,118
January	18,166	19,020
February	20,602	20,858
March	23,003	23,350
April	23,965	24,238
May	23,955	24,236
June	23,952	24,229

### QUALITY

	Quantity	Base Number	Contract	AT	Region	England
% of FP17s for the same patient ID Re-attending within 3 months - Children	196	2,325	8.4%	11.7%	12.3%	11.8%
% of FP17s for the same patient ID Re-attending within 3 months - Adults	1,660	8,620	19.3%	16.6%	15.9%	15.7%
% of FP17s for the same patient ID Re-attending between 3 & 9 months - Children	1,123	2,325	48.3%	58.1%	60.2%	58.9%
% of FP17s for the same patient ID Re-attending between 3 & 9 months - Adults	4,402	8,620	51.1%	51.8%	53.0%	50.8%
% of FP17s for Band 1 Urgent Courses	989	10,936	9.0%	9.7%	9.1%	9.1%
% of FP17s Relating to Free Repair or Replacements	135	10,936	1.2%	1.0%	1.0%	0.8%
% of FP17s Relating to Continuations	132	10,936	1.2%	1.1%	1.0%	0.9%
% of Patients satisfied with the dentistry they have received	4	4	N/A	93.5%	93.2%	92.5%
% of Patients satisfied with the time they had to wait for an appointment	4	4	N/A	89.3%	88.1%	87.0%

\* This is based on patients treated on this contract for their most recent course of treatment. Figures in italics indicate the base number of FP17s or Patient Questionnaire responses are less than 100. N/A is shown where the base number of responses is less than 10 during the period. % is calculated as Quantity/Base number\*100

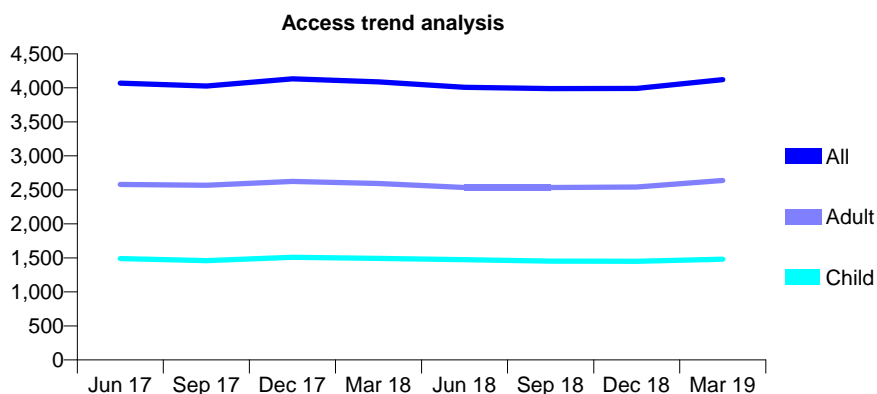
## Q44 - Vital Signs At a Glance Contract Report for 136646/0001 - Year end March 2019

Name or company name	Victoria Street Dental Practice Ltd
Contract type name	GDS Contract
Purpose of contract	General
Contract start date	01/05/2011
Contract end date	

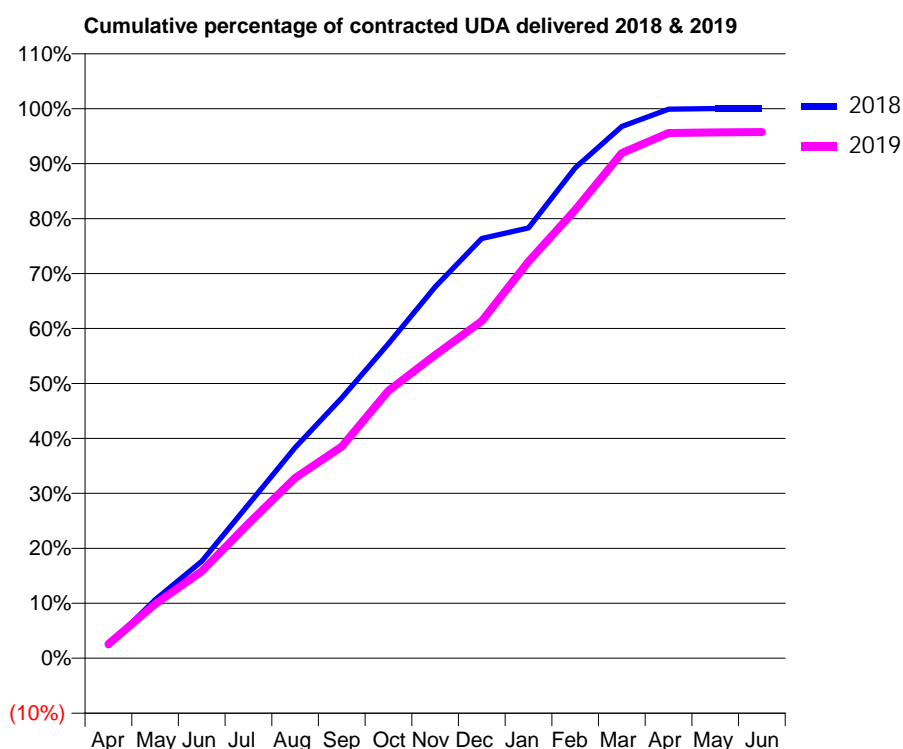
18/19 Contracted general activity (UDA)	12,551
Carry forward general activity (UDA)	0
18/19 Contracted orthodontic activity (UOA)	0
Carry forward orthodontic activity (UOA)	0
Baseline contract value	£408,875.12

### ACCESS\*

Patients seen in 24 months	Total	Change since previous quarter
Quarter ending March 2018	4,087	
Quarter ending June 2018	4,008	↓
Quarter ending September 2018	3,989	→
Quarter ending December 2018	3,992	→
Quarter ending March 2019	4,121	↑
<b>Variance since March 2018</b>	<b>0.8%</b>	<b>→</b>



### ACTIVITY



Adjusted Scheduled Activity (UDA)		
Month	2018	2019
April	292	324
May	1,347	1,239
June	2,230	1,983
July	3,540	3,074
August	4,855	4,116
September	5,995	4,837
October	7,243	6,107
November	8,552	6,923
December	9,667	7,703
January	9,910	9,061
February	11,295	10,237
March	12,246	11,536
April	12,642	11,995
May	12,656	12,009
June	12,656	12,016

### QUALITY

	Quantity	Base Number	Contract	AT	Region	England
% of FP17s for the same patient ID Re-attending within 3 months - Children	115	1,936	5.9%	11.7%	12.3%	11.8%
% of FP17s for the same patient ID Re-attending within 3 months - Adults	417	3,166	13.2%	16.6%	15.9%	15.7%
% of FP17s for the same patient ID Re-attending between 3 & 9 months - Children	1,065	1,936	55.0%	58.1%	60.2%	58.9%
% of FP17s for the same patient ID Re-attending between 3 & 9 months - Adults	1,538	3,166	48.6%	51.8%	53.0%	50.8%
% of FP17s for Band 1 Urgent Courses	339	5,106	6.6%	9.7%	9.1%	9.1%
% of FP17s Relating to Free Repair or Replacements	33	5,106	0.6%	1.0%	1.0%	0.8%
% of FP17s Relating to Continuations	7	5,106	0.1%	1.1%	1.0%	0.9%
% of Patients satisfied with the dentistry they have received	3	4	N/A	93.5%	93.2%	92.5%
% of Patients satisfied with the time they had to wait for an appointment	3	4	N/A	89.3%	88.1%	87.0%

\* This is based on patients treated on this contract for their most recent course of treatment.

Figures in italics indicate the base number of FP17s or Patient Questionnaire responses are less than 100. N/A is shown where the base number of responses is less than 10 during the period. % is calculated as Quantity/Base number\*100



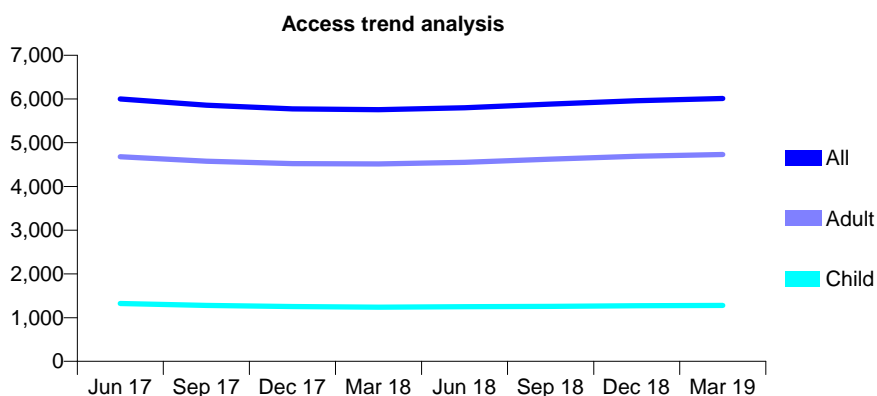
## Q44 - Vital Signs At a Glance Contract Report for 137030/0001 - Year end March 2019

Name or company name	C & V Gillespie
Contract type name	GDS Contract
Purpose of contract	General
Contract start date	01/01/2011
Contract end date	

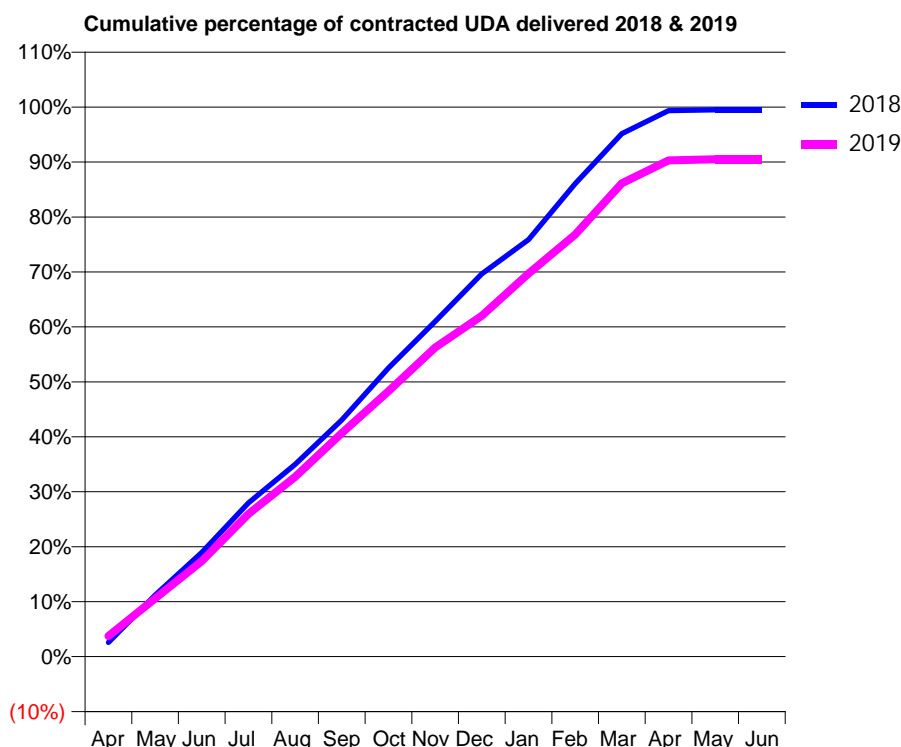
18/19 Contracted general activity (UDA)	18,300
Carry forward general activity (UDA)	89
18/19 Contracted orthodontic activity (UOA)	0
Carry forward orthodontic activity (UOA)	0
Baseline contract value	£443,796.18

### ACCESS\*

Patients seen in 24 months	Total	Change since previous quarter
Quarter ending March 2018	5,758	
Quarter ending June 2018	5,801	→
Quarter ending September 2018	5,884	→
Quarter ending December 2018	5,960	→
Quarter ending March 2019	6,010	→
<b>Variance since March 2018</b>	<b>4.4%</b>	<b>↑</b>



### ACTIVITY



Adjusted Scheduled Activity (UDA)		
Month	2018	2019
April	475	686
May	2,051	1,938
June	3,466	3,176
July	5,120	4,751
August	6,406	5,991
September	7,880	7,445
October	9,611	8,841
November	11,162	10,293
December	12,743	11,348
January	13,885	12,756
February	15,749	14,060
March	17,417	15,763
April	18,178	16,521
May	18,210	16,563
June	18,210	16,563

### QUALITY

	Quantity	Base Number	Contract	AT	Region	England
% of FP17s for the same patient ID Re-attending within 3 months - Children	156	2,179	7.2%	11.7%	12.3%	11.8%
% of FP17s for the same patient ID Re-attending within 3 months - Adults	1,205	8,086	14.9%	16.6%	15.9%	15.7%
% of FP17s for the same patient ID Re-attending between 3 & 9 months - Children	1,484	2,179	68.1%	58.1%	60.2%	58.9%
% of FP17s for the same patient ID Re-attending between 3 & 9 months - Adults	4,937	8,086	61.1%	51.8%	53.0%	50.8%
% of FP17s for Band 1 Urgent Courses	917	10,248	8.9%	9.7%	9.1%	9.1%
% of FP17s Relating to Free Repair or Replacements	87	10,248	0.8%	1.0%	1.0%	0.8%
% of FP17s Relating to Continuations	109	10,248	1.1%	1.1%	1.0%	0.9%
% of Patients satisfied with the dentistry they have received	5	6	N/A	93.5%	93.2%	92.5%
% of Patients satisfied with the time they had to wait for an appointment	6	6	N/A	89.3%	88.1%	87.0%

\* This is based on patients treated on this contract for their most recent course of treatment.  
 Figures in *italics* indicate the base number of FP17s or Patient Questionnaire responses are less than 100. N/A is shown where the base number of responses is less than 10 during the period. % is calculated as Quantity/Base number\*100

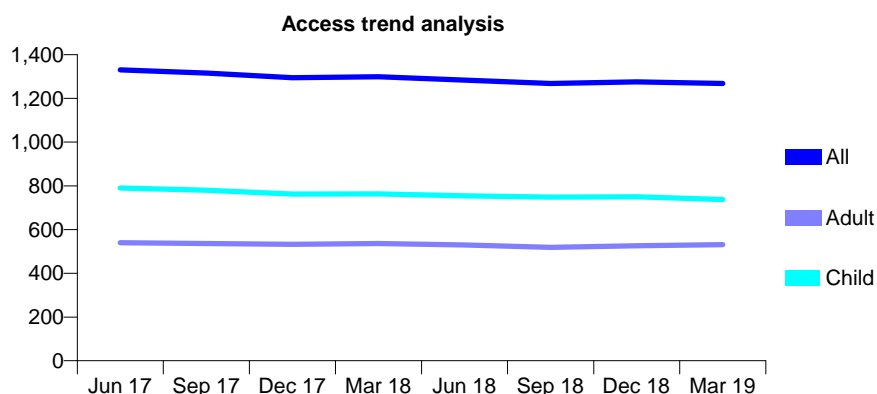
## Q44 - Vital Signs At a Glance Contract Report for 137111/0001 - Year end March 2019

Name or company name	Gaskell Avenue Dental Practice Ltd
Contract type name	GDS Contract
Purpose of contract	General
Contract start date	01/09/2011
Contract end date	

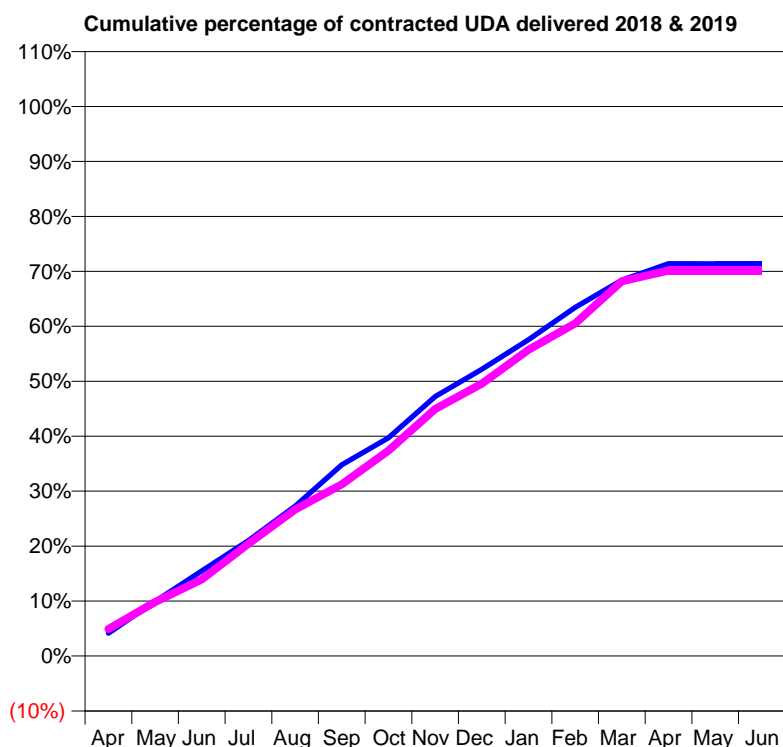
18/19 Contracted general activity (UDA)	7,000
Carry forward general activity (UDA)	0
18/19 Contracted orthodontic activity (UOA)	0
Carry forward orthodontic activity (UOA)	0
Baseline contract value	£178,284.96

### ACCESS\*

Patients seen in 24 months	Total	Change since previous quarter
Quarter ending March 2018	1,299	
Quarter ending June 2018	1,284	↓
Quarter ending September 2018	1,268	↓
Quarter ending December 2018	1,276	→
Quarter ending March 2019	1,268	→
<b>Variance since March 2018</b>	<b>(2.4%)</b>	<b>↓</b>



### ACTIVITY



Adjusted Scheduled Activity (UDA)		
Month	2018	2019
April	292	345
May	695	689
June	1,085	976
July	1,472	1,429
August	1,908	1,865
September	2,435	2,188
October	2,779	2,616
November	3,307	3,147
December	3,653	3,468
January	4,029	3,901
February	4,441	4,238
March	4,788	4,773
April	4,997	4,910
May	4,996	4,910
June	4,996	4,910

### QUALITY

	Quantity	Base Number	Contract	AT	Region	England
% of FP17s for the same patient ID Re-attending within 3 months - Children	209	1,398	14.9%	11.7%	12.3%	11.8%
% of FP17s for the same patient ID Re-attending within 3 months - Adults	177	741	23.9%	16.6%	15.9%	15.7%
% of FP17s for the same patient ID Re-attending between 3 & 9 months - Children	904	1,398	64.7%	58.1%	60.2%	58.9%
% of FP17s for the same patient ID Re-attending between 3 & 9 months - Adults	392	741	52.9%	51.8%	53.0%	50.8%
% of FP17s for Band 1 Urgent Courses	109	2,097	5.2%	9.7%	9.1%	9.1%
% of FP17s Relating to Free Repair or Replacements	7	2,097	0.3%	1.0%	1.0%	0.8%
% of FP17s Relating to Continuations	2	2,097	0.1%	1.1%	1.0%	0.9%
% of Patients satisfied with the dentistry they have received	0	0	N/A	93.5%	93.2%	92.5%
% of Patients satisfied with the time they had to wait for an appointment	0	0	N/A	89.3%	88.1%	87.0%

\* This is based on patients treated on this contract for their most recent course of treatment.

Figures in italics indicate the base number of FP17s or Patient Questionnaire responses are less than 100. N/A is shown where the base number of responses is less than 10 during the period. % is calculated as Quantity/Base number\*100

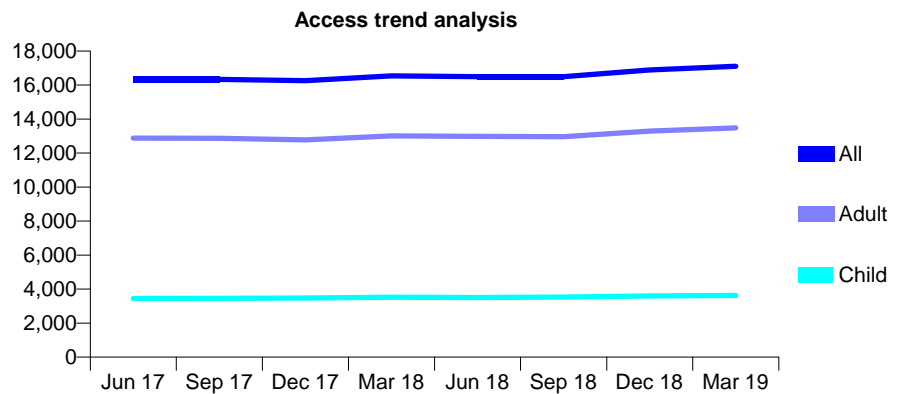
## Q44 - Vital Signs At a Glance Contract Report for 138126/0001 - Year end March 2019

Name or company name	Congleton Dental Centre
Contract type name	GDS Contract
Purpose of contract	General
Contract start date	01/04/2010
Contract end date	

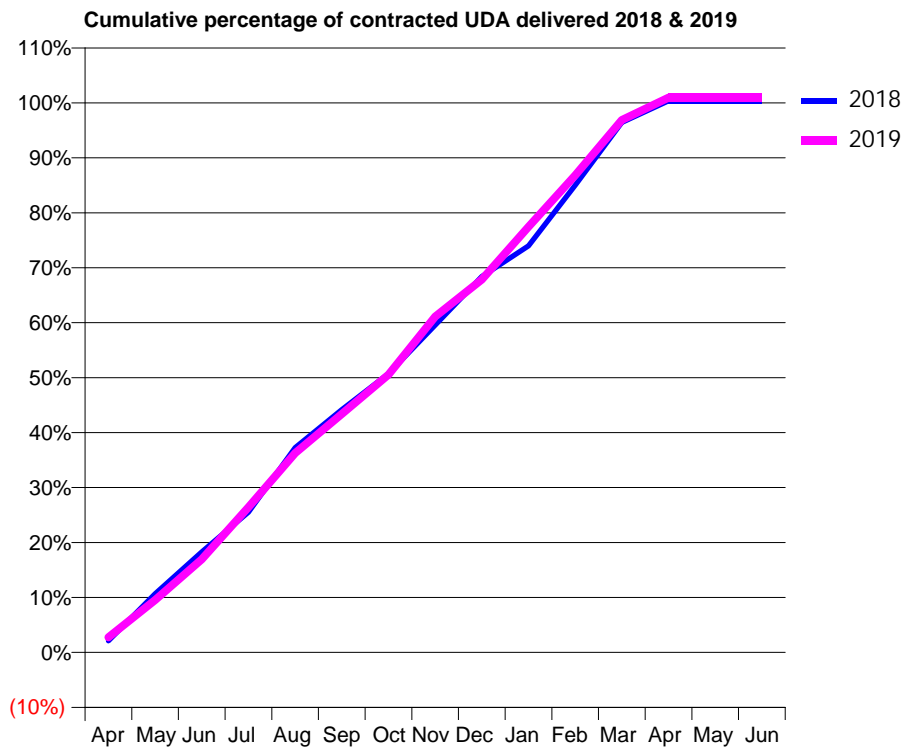
18/19 Contracted general activity (UDA)	47,500
Carry forward general activity (UDA)	0
18/19 Contracted orthodontic activity (UOA)	0
Carry forward orthodontic activity (UOA)	0
Baseline contract value	£1,404,826.13

### ACCESS\*

Patients seen in 24 months	Total	Change since previous quarter
Quarter ending March 2018	16,539	
Quarter ending June 2018	16,496	→
Quarter ending September 2018	16,493	→
Quarter ending December 2018	16,889	↑
Quarter ending March 2019	17,108	→
<b>Variance since March 2018</b>	<b>3.4%</b>	<b>↑</b>



### ACTIVITY



Adjusted Scheduled Activity (UDA)		
Month	2018	2019
April	1,006	1,311
May	5,070	4,535
June	8,692	8,040
July	12,128	12,563
August	17,708	17,231
September	20,979	20,608
October	24,093	24,001
November	28,297	29,033
December	32,495	32,227
January	35,157	36,788
February	40,403	41,248
March	45,824	46,015
April	47,688	47,946
May	47,691	47,955
June	47,691	47,956

### QUALITY

	Quantity	Base Number	Contract	AT	Region	England
% of FP17s for the same patient ID Re-attending within 3 months - Children	472	6,021	7.8%	11.7%	12.3%	11.8%
% of FP17s for the same patient ID Re-attending within 3 months - Adults	3,603	23,213	15.5%	16.6%	15.9%	15.7%
% of FP17s for the same patient ID Re-attending between 3 & 9 months - Children	4,178	6,021	69.4%	58.1%	60.2%	58.9%
% of FP17s for the same patient ID Re-attending between 3 & 9 months - Adults	14,708	23,213	63.4%	51.8%	53.0%	50.8%
% of FP17s for Band 1 Urgent Courses	2,027	29,283	6.9%	9.7%	9.1%	9.1%
% of FP17s Relating to Free Repair or Replacements	224	29,283	0.8%	1.0%	1.0%	0.8%
% of FP17s Relating to Continuations	305	29,283	1.0%	1.1%	1.0%	0.9%
% of Patients satisfied with the dentistry they have received	12	13	92.3%	93.5%	93.2%	92.5%
% of Patients satisfied with the time they had to wait for an appointment	12	13	92.3%	89.3%	88.1%	87.0%

\* This is based on patients treated on this contract for their most recent course of treatment.

Figures in italics indicate the base number of FP17s or Patient Questionnaire responses are less than 100. N/A is shown where the base number of responses is less than 10 during the period. % is calculated as Quantity/Base number\*100

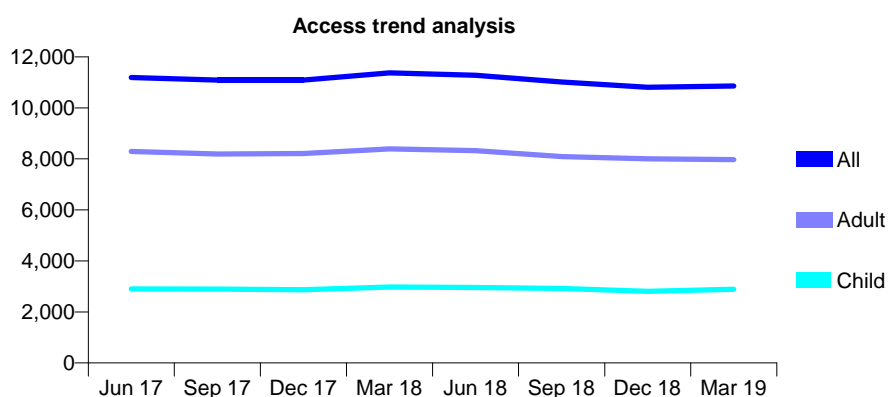
## Q44 - Vital Signs At a Glance Contract Report for 138665/0001 - Year end March 2019

Name or company name	Johnson & Whitehouse
Contract type name	GDS Contract
Purpose of contract	General
Contract start date	01/04/2009
Contract end date	

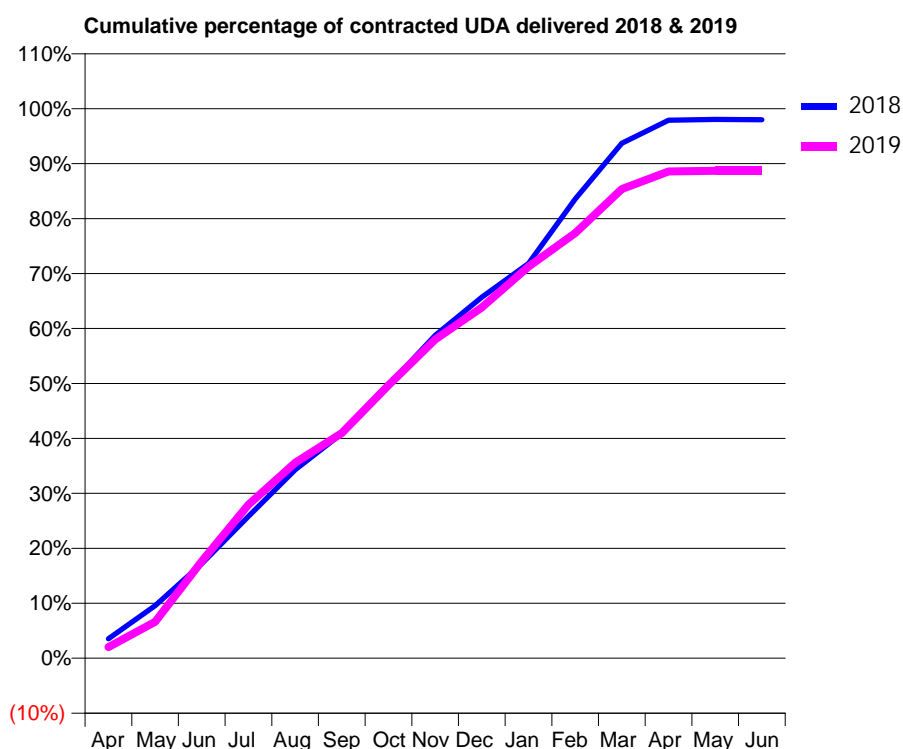
18/19 Contracted general activity (UDA)	32,052
Carry forward general activity (UDA)	667
18/19 Contracted orthodontic activity (UOA)	0
Carry forward orthodontic activity (UOA)	0
Baseline contract value	£974,451.63

### ACCESS\*

Patients seen in 24 months	Total	Change since previous quarter
Quarter ending March 2018	11,373	
Quarter ending June 2018	11,274	→
Quarter ending September 2018	11,012	↓
Quarter ending December 2018	10,812	↓
Quarter ending March 2019	10,859	→
<b>Variance since March 2018</b>	<b>(4.5%)</b>	<b>↓</b>



### ACTIVITY



Adjusted Scheduled Activity (UDA)		
Month	2018	2019
April	1,137	650
May	3,071	2,124
June	5,508	5,653
July	8,269	8,957
August	10,992	11,400
September	13,099	13,130
October	15,916	15,916
November	18,838	18,588
December	21,053	20,456
January	23,022	22,836
February	26,783	24,803
March	30,036	27,362
April	31,377	28,396
May	31,419	28,424
June	31,401	28,424

### QUALITY

	Quantity	Base Number	Contract	AT	Region	England
% of FP17s for the same patient ID Re-attending within 3 months - Children	495	3,979	12.4%	11.7%	12.3%	11.8%
% of FP17s for the same patient ID Re-attending within 3 months - Adults	1,762	10,466	16.8%	16.6%	15.9%	15.7%
% of FP17s for the same patient ID Re-attending between 3 & 9 months - Children	1,944	3,979	48.9%	58.1%	60.2%	58.9%
% of FP17s for the same patient ID Re-attending between 3 & 9 months - Adults	5,230	10,466	50.0%	51.8%	53.0%	50.8%
% of FP17s for Band 1 Urgent Courses	1,292	14,216	9.1%	9.7%	9.1%	9.1%
% of FP17s Relating to Free Repair or Replacements	208	14,216	1.5%	1.0%	1.0%	0.8%
% of FP17s Relating to Continuations	123	14,216	0.9%	1.1%	1.0%	0.9%
% of Patients satisfied with the dentistry they have received	3	4	N/A	93.5%	93.2%	92.5%
% of Patients satisfied with the time they had to wait for an appointment	3	4	N/A	89.3%	88.1%	87.0%

\* This is based on patients treated on this contract for their most recent course of treatment. Figures in italics indicate the base number of FP17s or Patient Questionnaire responses are less than 100. N/A is shown where the base number of responses is less than 10 during the period. % is calculated as Quantity/Base number\*100

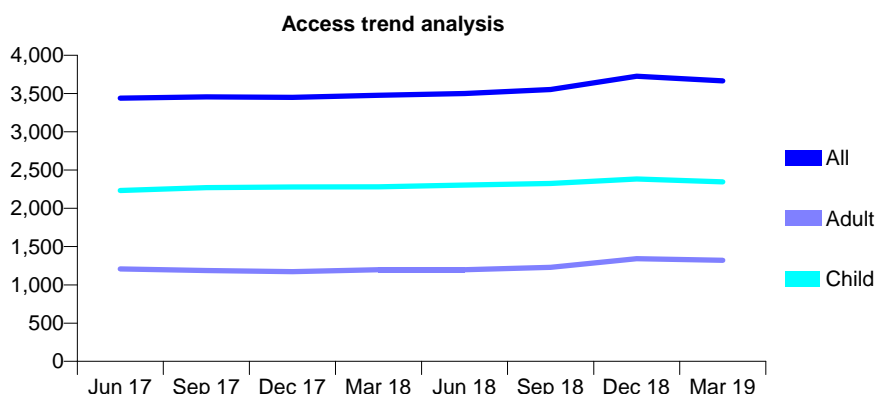
## Q44 - Vital Signs At a Glance Contract Report for 138681/0001 - Year end March 2019

Name or company name	The Old Surgery Dental Practice Ltd
Contract type name	GDS Contract
Purpose of contract	General
Contract start date	01/04/2011
Contract end date	

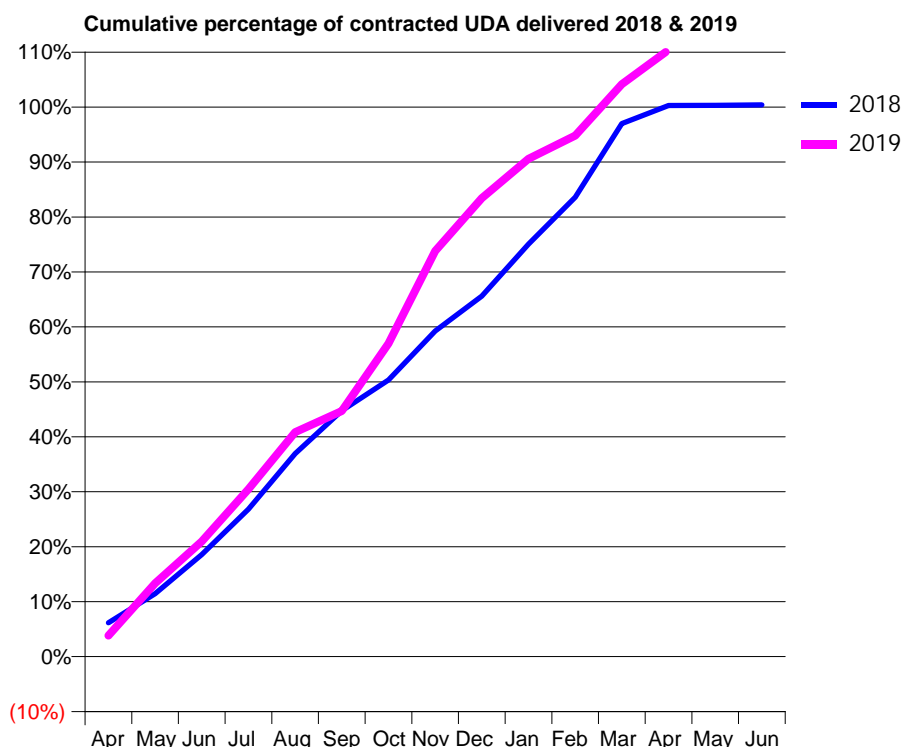
18/19 Contracted general activity (UDA)	8,539
Carry forward general activity (UDA)	0
18/19 Contracted orthodontic activity (UOA)	0
Carry forward orthodontic activity (UOA)	0
Baseline contract value	£456,339.20

### ACCESS\*

Patients seen in 24 months	Total	Change since previous quarter
Quarter ending March 2018	3,476	
Quarter ending June 2018	3,501	→
Quarter ending September 2018	3,553	→
Quarter ending December 2018	3,726	↑
Quarter ending March 2019	3,665	↓
<b>Variance since March 2018</b>	<b>5.4%</b>	<b>↑</b>



### ACTIVITY



Adjusted Scheduled Activity (UDA)		
Month	2018	2019
April	527	329
May	979	1,140
June	1,586	1,789
July	2,292	2,602
August	3,154	3,488
September	3,821	3,815
October	4,299	4,864
November	5,058	6,303
December	5,602	7,124
January	6,410	7,735
February	7,138	8,095
March	8,281	8,896
April	8,564	9,427
May	8,566	9,469
June	8,573	9,471

### QUALITY

	Quantity	Base Number	Contract	AT	Region	England
% of FP17s for the same patient ID Re-attending within 3 months - Children	270	3,236	8.3%	11.7%	12.3%	11.8%
% of FP17s for the same patient ID Re-attending within 3 months - Adults	287	1,587	18.1%	16.6%	15.9%	15.7%
% of FP17s for the same patient ID Re-attending between 3 & 9 months - Children	1,706	3,236	52.7%	58.1%	60.2%	58.9%
% of FP17s for the same patient ID Re-attending between 3 & 9 months - Adults	685	1,587	43.2%	51.8%	53.0%	50.8%
% of FP17s for Band 1 Urgent Courses	391	5,013	7.8%	9.7%	9.1%	9.1%
% of FP17s Relating to Free Repair or Replacements	1	5,013	0.0%	1.0%	1.0%	0.8%
% of FP17s Relating to Continuations	0	5,013	0.0%	1.1%	1.0%	0.9%
% of Patients satisfied with the dentistry they have received	3	3	N/A	93.5%	93.2%	92.5%
% of Patients satisfied with the time they had to wait for an appointment	3	3	N/A	89.3%	88.1%	87.0%

\* This is based on patients treated on this contract for their most recent course of treatment.  
 Figures in *italics* indicate the base number of FP17s or Patient Questionnaire responses are less than 100. N/A is shown where the base number of responses is less than 10 during the period. % is calculated as Quantity/Base number\*100

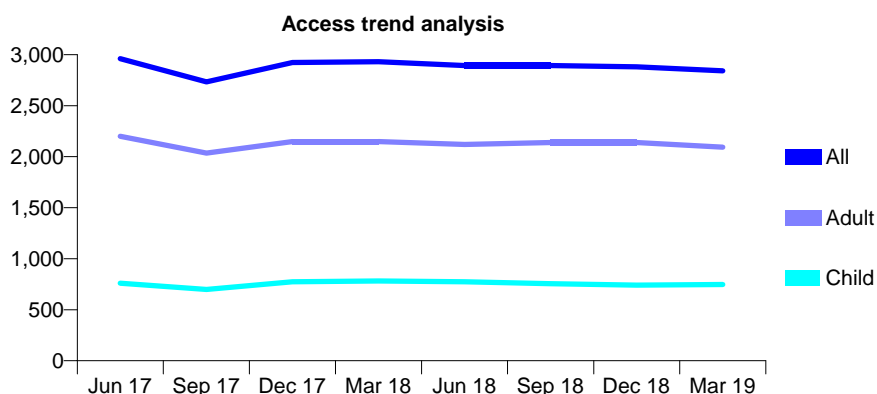
## Q44 - Vital Signs At a Glance Contract Report for 138711/0001 - Year end March 2019

Name or company name	Warren Drive Dental Practice
Contract type name	GDS Contract
Purpose of contract	General
Contract start date	01/04/2006
Contract end date	

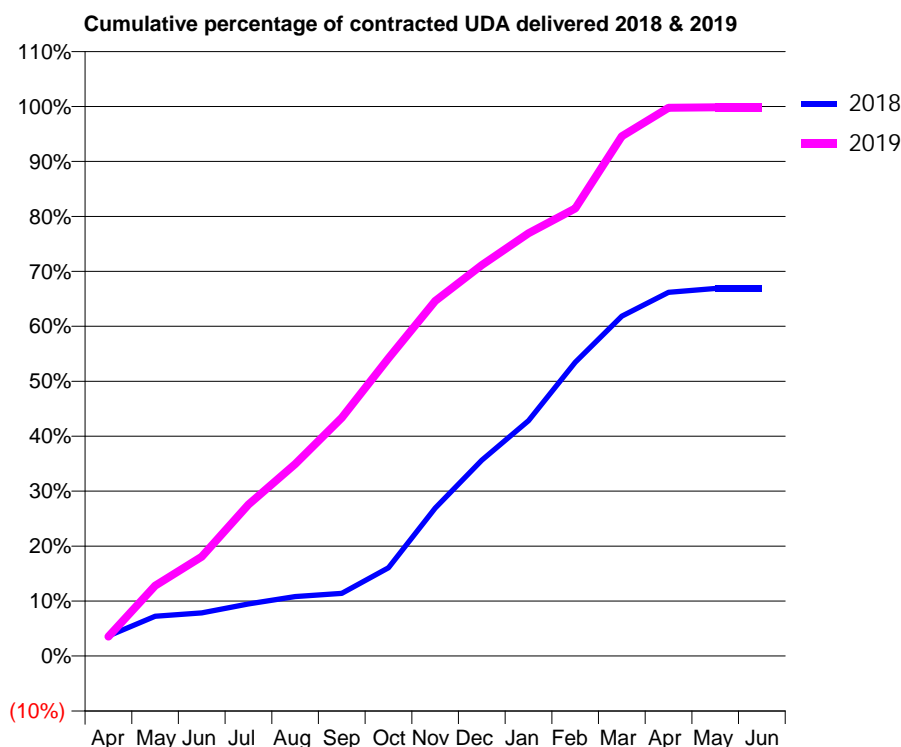
18/19 Contracted general activity (UDA)	8,407
Carry forward general activity (UDA)	0
18/19 Contracted orthodontic activity (UOA)	0
Carry forward orthodontic activity (UOA)	0
Baseline contract value	£265,009.73

### ACCESS\*

Patients seen in 24 months	Total	Change since previous quarter
Quarter ending March 2018	2,931	
Quarter ending June 2018	2,894	↓
Quarter ending September 2018	2,894	→
Quarter ending December 2018	2,881	→
Quarter ending March 2019	2,841	↓
<b>Variance since March 2018</b>	<b>(3.1%)</b>	<b>↓</b>



### ACTIVITY



Adjusted Scheduled Activity (UDA)		
Month	2018	2019
April	307	296
May	609	1,075
June	660	1,518
July	796	2,319
August	909	2,936
September	957	3,645
October	1,351	4,555
November	2,264	5,431
December	2,995	5,980
January	3,600	6,465
February	4,492	6,848
March	5,200	7,951
April	5,565	8,385
May	5,623	8,395
June	5,623	8,395

### QUALITY

	Quantity	Base Number	Contract	AT	Region	England
% of FP17s for the same patient ID Re-attending within 3 months - Children	72	1,056	6.8%	11.7%	12.3%	11.8%
% of FP17s for the same patient ID Re-attending within 3 months - Adults	550	2,942	18.7%	16.6%	15.9%	15.7%
% of FP17s for the same patient ID Re-attending between 3 & 9 months - Children	613	1,056	58.0%	58.1%	60.2%	58.9%
% of FP17s for the same patient ID Re-attending between 3 & 9 months - Adults	1,295	2,942	44.0%	51.8%	53.0%	50.8%
% of FP17s for Band 1 Urgent Courses	560	4,012	14.0%	9.7%	9.1%	9.1%
% of FP17s Relating to Free Repair or Replacements	21	4,012	0.5%	1.0%	1.0%	0.8%
% of FP17s Relating to Continuations	78	4,012	1.9%	1.1%	1.0%	0.9%
% of Patients satisfied with the dentistry they have received	1	1	N/A	93.5%	93.2%	92.5%
% of Patients satisfied with the time they had to wait for an appointment	1	1	N/A	89.3%	88.1%	87.0%

\* This is based on patients treated on this contract for their most recent course of treatment.

Figures in italics indicate the base number of FP17s or Patient Questionnaire responses are less than 100. N/A is shown where the base number of responses is less than 10 during the period. % is calculated as Quantity/Base number\*100

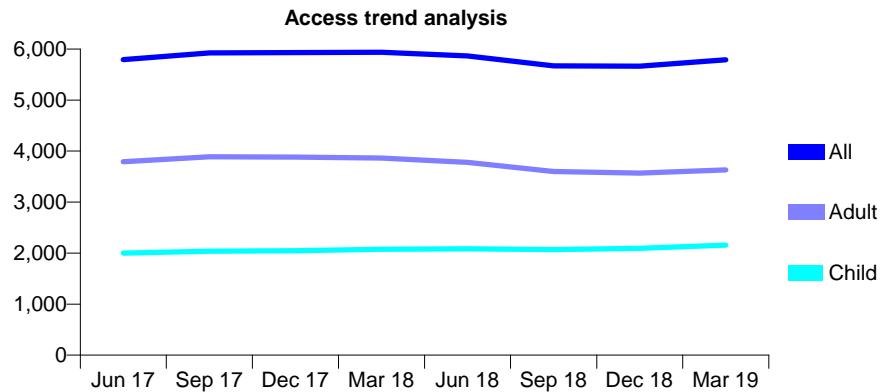
## Q44 - Vital Signs At a Glance Contract Report for 139467/0001 - Year end March 2019

Name or company name	Sandon Dental Practice
Contract type name	GDS Contract
Purpose of contract	General
Contract start date	01/01/2011
Contract end date	

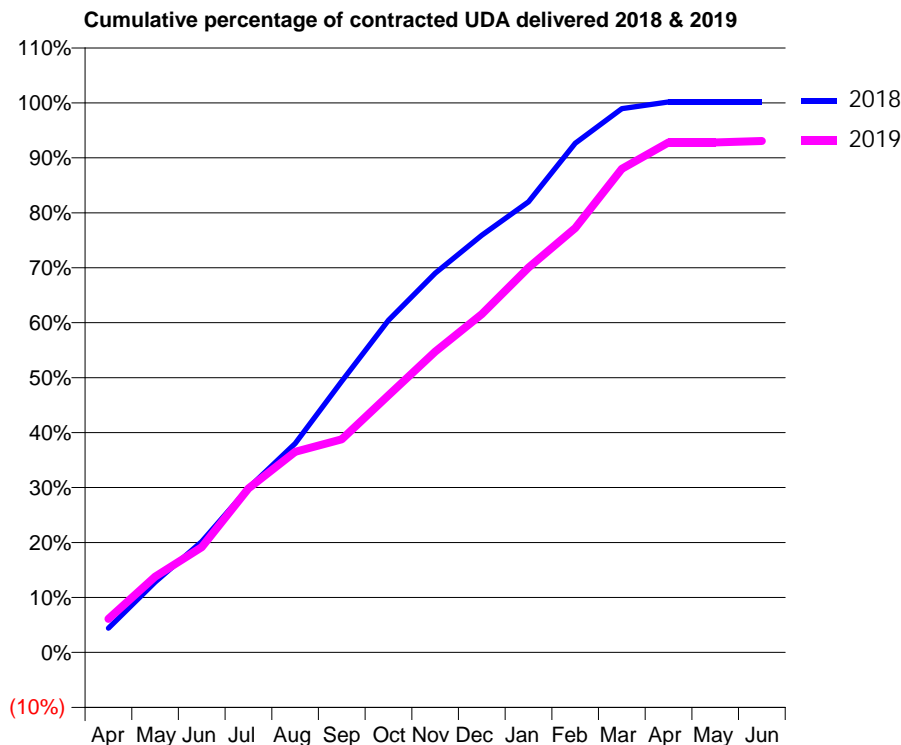
18/19 Contracted general activity (UDA)	11,145
Carry forward general activity (UDA)	0
18/19 Contracted orthodontic activity (UOA)	0
Carry forward orthodontic activity (UOA)	0
Baseline contract value	£272,307.04

### ACCESS\*

Patients seen in 24 months	Total	Change since previous quarter
Quarter ending March 2018	5,936	
Quarter ending June 2018	5,866	↓
Quarter ending September 2018	5,670	↓
Quarter ending December 2018	5,665	→
Quarter ending March 2019	5,790	↑
<b>Variance since March 2018</b>	<b>(2.5%)</b>	<b>↓</b>



### ACTIVITY



Adjusted Scheduled Activity (UDA)		
Month	2018	2019
April	495	681
May	1,426	1,537
June	2,250	2,135
July	3,336	3,325
August	4,237	4,068
September	5,500	4,320
October	6,738	5,214
November	7,693	6,099
December	8,462	6,861
January	9,140	7,803
February	10,326	8,606
March	11,030	9,804
April	11,164	10,344
May	11,164	10,345
June	11,164	10,371

### QUALITY

	Quantity	Base Number	Contract	AT	Region	England
% of FP17s for the same patient ID Re-attending within 3 months - Children	197	3,244	6.1%	11.7%	12.3%	11.8%
% of FP17s for the same patient ID Re-attending within 3 months - Adults	548	4,266	12.8%	16.6%	15.9%	15.7%
% of FP17s for the same patient ID Re-attending between 3 & 9 months - Children	1,933	3,244	59.6%	58.1%	60.2%	58.9%
% of FP17s for the same patient ID Re-attending between 3 & 9 months - Adults	2,061	4,266	48.3%	51.8%	53.0%	50.8%
% of FP17s for Band 1 Urgent Courses	454	6,735	6.7%	9.7%	9.1%	9.1%
% of FP17s Relating to Free Repair or Replacements	4	6,735	0.1%	1.0%	1.0%	0.8%
% of FP17s Relating to Continuations	56	6,735	0.8%	1.1%	1.0%	0.9%
% of Patients satisfied with the dentistry they have received	3	3	N/A	93.5%	93.2%	92.5%
% of Patients satisfied with the time they had to wait for an appointment	3	3	N/A	89.3%	88.1%	87.0%

\* This is based on patients treated on this contract for their most recent course of treatment.

Figures in italics indicate the base number of FP17s or Patient Questionnaire responses are less than 100. N/A is shown where the base number of responses is less than 10 during the period. % is calculated as Quantity/Base number\*100



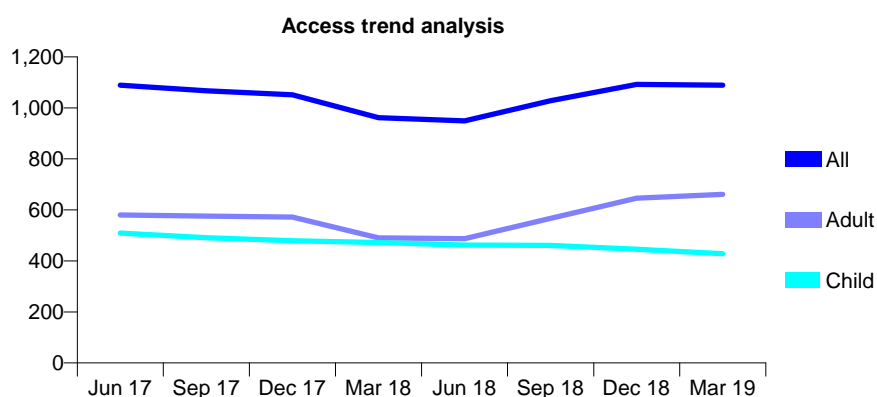
## Q44 - Vital Signs At a Glance Contract Report for 140678/0001 - Year end March 2019

Name or company name	Allen House Dental Practice
Contract type name	GDS Contract
Purpose of contract	General
Contract start date	01/07/2015
Contract end date	

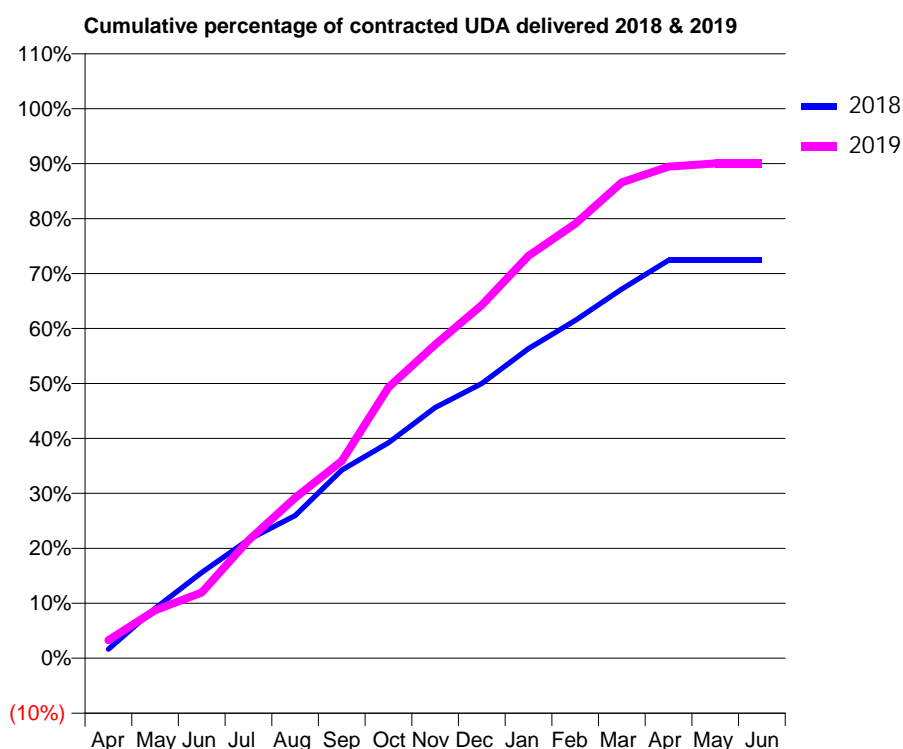
18/19 Contracted general activity (UDA)	2,821
Carry forward general activity (UDA)	0
18/19 Contracted orthodontic activity (UOA)	0
Carry forward orthodontic activity (UOA)	0
Baseline contract value	£87,308.83

### ACCESS\*

Patients seen in 24 months	Total	Change since previous quarter
Quarter ending March 2018	962	
Quarter ending June 2018	949	↓
Quarter ending September 2018	1,028	↑
Quarter ending December 2018	1,092	↑
Quarter ending March 2019	1,089	→
<b>Variance since March 2018</b>	<b>13.2%</b>	<b>↑</b>



### ACTIVITY



Adjusted Scheduled Activity (UDA)		
Month	2018	2019
April	46	93
May	256	246
June	440	337
July	608	606
August	732	824
September	966	1,013
October	1,106	1,391
November	1,287	1,610
December	1,411	1,812
January	1,589	2,066
February	1,734	2,230
March	1,895	2,443
April	2,043	2,523
May	2,043	2,540
June	2,043	2,540

### QUALITY

	Quantity	Base Number	Contract	AT	Region	England
% of FP17s for the same patient ID Re-attending within 3 months - Children	44	679	6.5%	11.7%	12.3%	11.8%
% of FP17s for the same patient ID Re-attending within 3 months - Adults	100	876	11.4%	16.6%	15.9%	15.7%
% of FP17s for the same patient ID Re-attending between 3 & 9 months - Children	417	679	61.4%	58.1%	60.2%	58.9%
% of FP17s for the same patient ID Re-attending between 3 & 9 months - Adults	367	876	41.9%	51.8%	53.0%	50.8%
% of FP17s for Band 1 Urgent Courses	87	1,458	6.0%	9.7%	9.1%	9.1%
% of FP17s Relating to Free Repair or Replacements	2	1,458	0.1%	1.0%	1.0%	0.8%
% of FP17s Relating to Continuations	2	1,458	0.1%	1.1%	1.0%	0.9%
% of Patients satisfied with the dentistry they have received	2	2	N/A	93.5%	93.2%	92.5%
% of Patients satisfied with the time they had to wait for an appointment	2	2	N/A	89.3%	88.1%	87.0%

\* This is based on patients treated on this contract for their most recent course of treatment. Figures in italics indicate the base number of FP17s or Patient Questionnaire responses are less than 100. N/A is shown where the base number of responses is less than 10 during the period. % is calculated as Quantity/Base number\*100

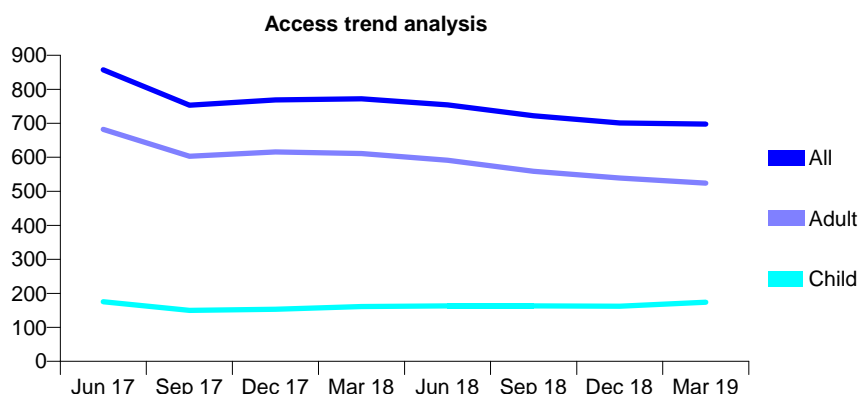
## Q44 - Vital Signs At a Glance Contract Report for 141305/0016 - Year end March 2019

Name or company name	East Cheshire NHS Trust
Contract type name	PDS Contract
Purpose of contract	General
Contract start date	01/04/2015
Contract end date	31/03/2020

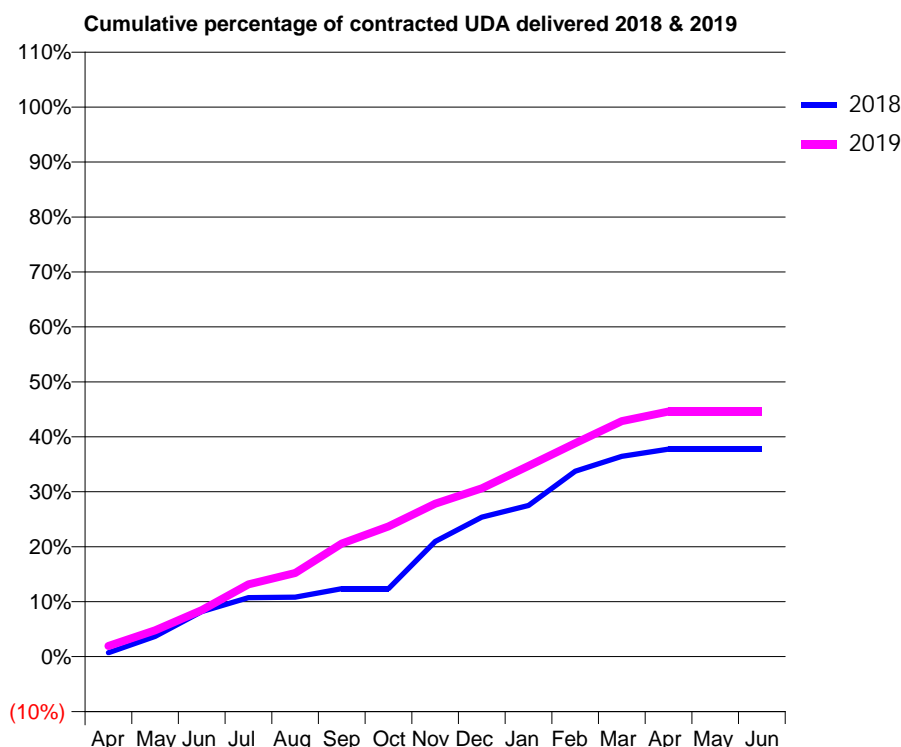
18/19 Contracted general activity (UDA)	4,150
Carry forward general activity (UDA)	0
18/19 Contracted orthodontic activity (UOA)	0
Carry forward orthodontic activity (UOA)	0
Baseline contract value	£802,528.60

### ACCESS\*

Patients seen in 24 months	Total	Change since previous quarter
Quarter ending March 2018	772	
Quarter ending June 2018	754	↓
Quarter ending September 2018	722	↓
Quarter ending December 2018	701	↓
Quarter ending March 2019	698	→
<b>Variance since March 2018</b>	<b>(9.6%)</b>	<b>↓</b>



### ACTIVITY



Adjusted Scheduled Activity (UDA)		
Month	2018	2019
April	30	80
May	153	198
June	340	351
July	445	546
August	449	632
September	513	853
October	513	984
November	870	1,154
December	1,054	1,271
January	1,142	1,440
February	1,400	1,612
March	1,512	1,778
April	1,567	1,851
May	1,567	1,851
June	1,567	1,851

### QUALITY

	Quantity	Base Number	Contract	AT	Region	England
% of FP17s for the same patient ID Re-attending within 3 months - Children	32	243	13.2%	11.7%	12.3%	11.8%
% of FP17s for the same patient ID Re-attending within 3 months - Adults	76	580	13.1%	16.6%	15.9%	15.7%
% of FP17s for the same patient ID Re-attending between 3 & 9 months - Children	65	243	26.7%	58.1%	60.2%	58.9%
% of FP17s for the same patient ID Re-attending between 3 & 9 months - Adults	238	580	41.0%	51.8%	53.0%	50.8%
% of FP17s for Band 1 Urgent Courses	43	820	5.2%	9.7%	9.1%	9.1%
% of FP17s Relating to Free Repair or Replacements	3	820	0.4%	1.0%	1.0%	0.8%
% of FP17s Relating to Continuations	3	820	0.4%	1.1%	1.0%	0.9%
% of Patients satisfied with the dentistry they have received	1	1	N/A	93.5%	93.2%	92.5%
% of Patients satisfied with the time they had to wait for an appointment	1	1	N/A	89.3%	88.1%	87.0%

\* This is based on patients treated on this contract for their most recent course of treatment.  
 Figures in italics indicate the base number of FP17s or Patient Questionnaire responses are less than 100. N/A is shown where the base number of responses is less than 10 during the period. % is calculated as Quantity/Base number\*100

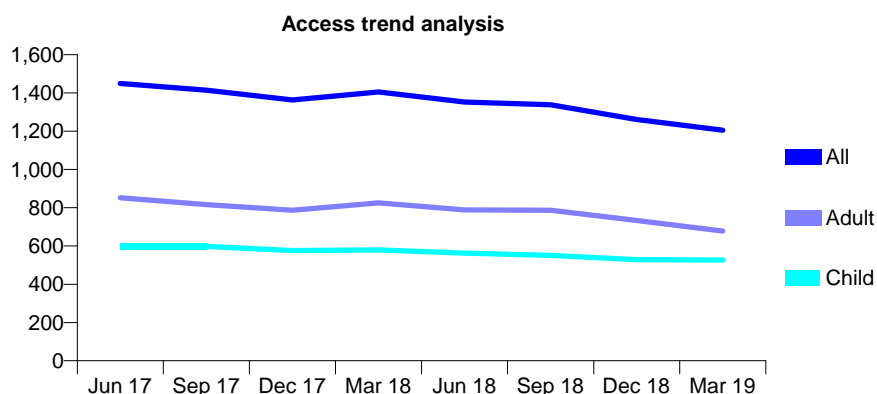
## Q44 - Vital Signs At a Glance Contract Report for 141380/0001 - Year end March 2019

Name or company name	Jackson & Lax
Contract type name	GDS Contract
Purpose of contract	General
Contract start date	01/04/2009
Contract end date	

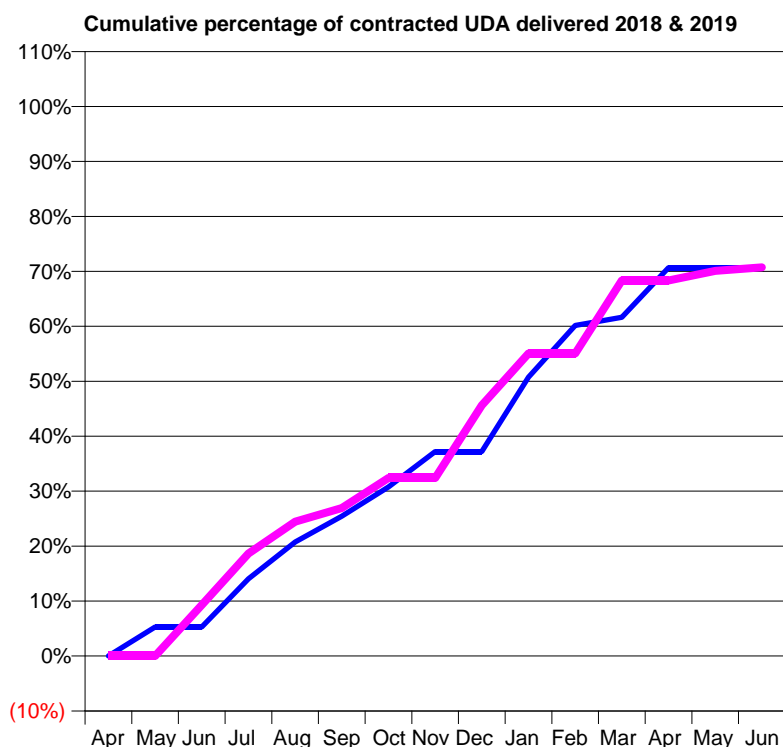
18/19 Contracted general activity (UDA)	4,000
Carry forward general activity (UDA)	0
18/19 Contracted orthodontic activity (UOA)	0
Carry forward orthodontic activity (UOA)	0
Baseline contract value	£106,723.33

### ACCESS\*

Patients seen in 24 months	Total	Change since previous quarter
Quarter ending March 2018	1,405	
Quarter ending June 2018	1,352	↓
Quarter ending September 2018	1,338	↓
Quarter ending December 2018	1,261	↓
Quarter ending March 2019	1,205	↓
<b>Variance since March 2018</b>	<b>(14.2%)</b>	<b>↓</b>



### ACTIVITY



Adjusted Scheduled Activity (UDA)		
Month	2018	2019
April	0	0
May	268	0
June	268	371
July	714	746
August	1,055	978
September	1,293	1,077
October	1,563	1,296
November	1,891	1,296
December	1,891	1,825
January	2,579	2,202
February	3,056	2,202
March	3,132	2,733
April	3,591	2,733
May	3,591	2,804
June	3,591	2,829

### QUALITY

	Quantity	Base Number	Contract	AT	Region	England
% of FP17s for the same patient ID Re-attending within 3 months - Children	53	796	6.7%	11.7%	12.3%	11.8%
% of FP17s for the same patient ID Re-attending within 3 months - Adults	80	762	10.5%	16.6%	15.9%	15.7%
% of FP17s for the same patient ID Re-attending between 3 & 9 months - Children	543	796	68.2%	58.1%	60.2%	58.9%
% of FP17s for the same patient ID Re-attending between 3 & 9 months - Adults	377	762	49.5%	51.8%	53.0%	50.8%
% of FP17s for Band 1 Urgent Courses	88	1,417	6.2%	9.7%	9.1%	9.1%
% of FP17s Relating to Free Repair or Replacements	0	1,417	0.0%	1.0%	1.0%	0.8%
% of FP17s Relating to Continuations	10	1,417	0.7%	1.1%	1.0%	0.9%
% of Patients satisfied with the dentistry they have received	2	2	N/A	93.5%	93.2%	92.5%
% of Patients satisfied with the time they had to wait for an appointment	2	2	N/A	89.3%	88.1%	87.0%

\* This is based on patients treated on this contract for their most recent course of treatment.

Figures in italics indicate the base number of FP17s or Patient Questionnaire responses are less than 100. N/A is shown where the base number of responses is less than 10 during the period. % is calculated as Quantity/Base number\*100

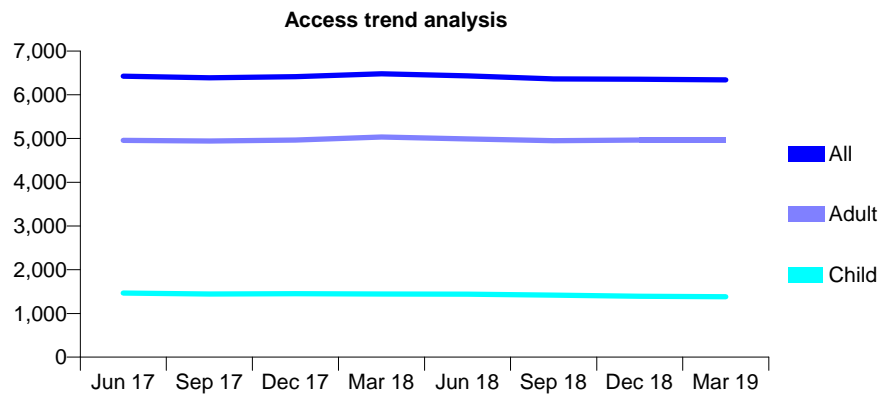
## Q44 - Vital Signs At a Glance Contract Report for 142239/0001 - Year end March 2019

Name or company name	Banks House Dental Practice
Contract type name	GDS Contract
Purpose of contract	General
Contract start date	01/04/2006
Contract end date	

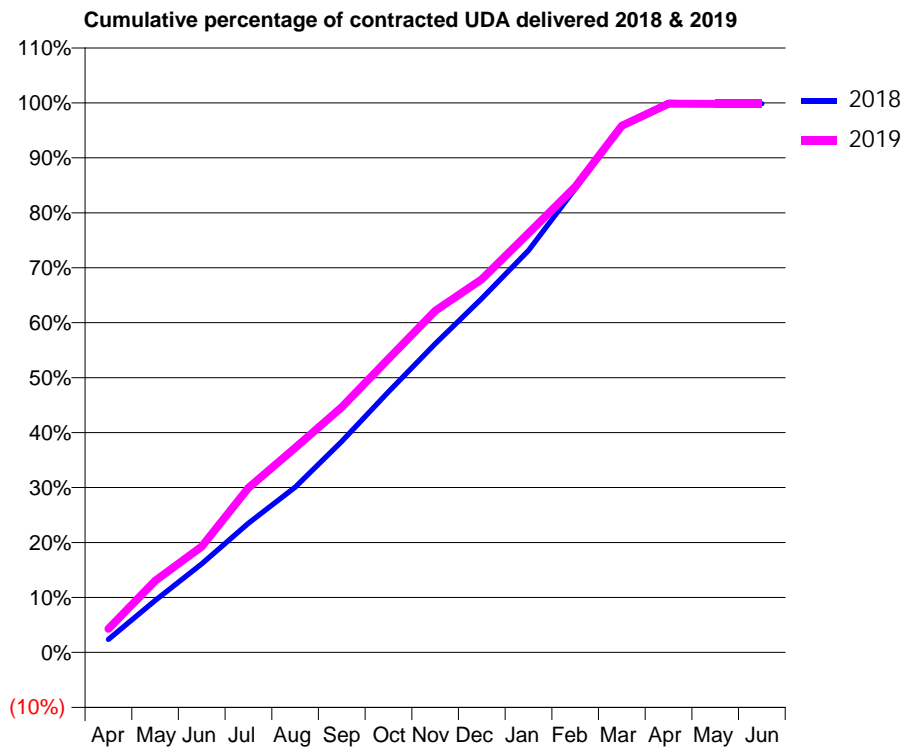
18/19 Contracted general activity (UDA)	18,342
Carry forward general activity (UDA)	29
18/19 Contracted orthodontic activity (UOA)	0
Carry forward orthodontic activity (UOA)	0
Baseline contract value	£544,830.60

### ACCESS\*

Patients seen in 24 months	Total	Change since previous quarter
Quarter ending March 2018	6,479	
Quarter ending June 2018	6,434	→
Quarter ending September 2018	6,365	↓
Quarter ending December 2018	6,355	→
Quarter ending March 2019	6,344	→
<b>Variance since March 2018</b>	<b>(2.1%)</b>	<b>↓</b>



### ACTIVITY



Adjusted Scheduled Activity (UDA)		
Month	2018	2019
April	439	791
May	1,735	2,392
June	2,956	3,533
July	4,315	5,493
August	5,515	6,829
September	7,044	8,187
October	8,698	9,800
November	10,304	11,403
December	11,817	12,457
January	13,413	13,993
February	15,478	15,542
March	17,569	17,574
April	18,352	18,314
May	18,323	18,307
June	18,313	18,309

### QUALITY

	Quantity	Base Number	Contract	AT	Region	England
% of FP17s for the same patient ID Re-attending within 3 months - Children	395	2,408	16.4%	11.7%	12.3%	11.8%
% of FP17s for the same patient ID Re-attending within 3 months - Adults	784	6,079	12.9%	16.6%	15.9%	15.7%
% of FP17s for the same patient ID Re-attending between 3 & 9 months - Children	1,378	2,408	57.2%	58.1%	60.2%	58.9%
% of FP17s for the same patient ID Re-attending between 3 & 9 months - Adults	2,583	6,079	42.5%	51.8%	53.0%	50.8%
% of FP17s for Band 1 Urgent Courses	453	8,503	5.3%	9.7%	9.1%	9.1%
% of FP17s Relating to Free Repair or Replacements	147	8,503	1.7%	1.0%	1.0%	0.8%
% of FP17s Relating to Continuations	38	8,503	0.4%	1.1%	1.0%	0.9%
% of Patients satisfied with the dentistry they have received	3	3	N/A	93.5%	93.2%	92.5%
% of Patients satisfied with the time they had to wait for an appointment	3	3	N/A	89.3%	88.1%	87.0%

\* This is based on patients treated on this contract for their most recent course of treatment. Figures in italics indicate the base number of FP17s or Patient Questionnaire responses are less than 100. N/A is shown where the base number of responses is less than 10 during the period. % is calculated as Quantity/Base number\*100

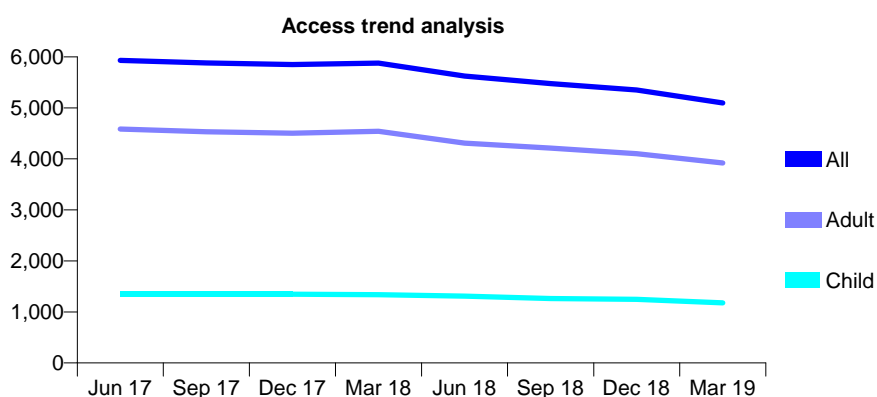
## Q44 - Vital Signs At a Glance Contract Report for 143243/0001 - Year end March 2019

Name or company name	IDH Ltd
Contract type name	GDS Contract
Purpose of contract	General
Contract start date	01/07/2008
Contract end date	

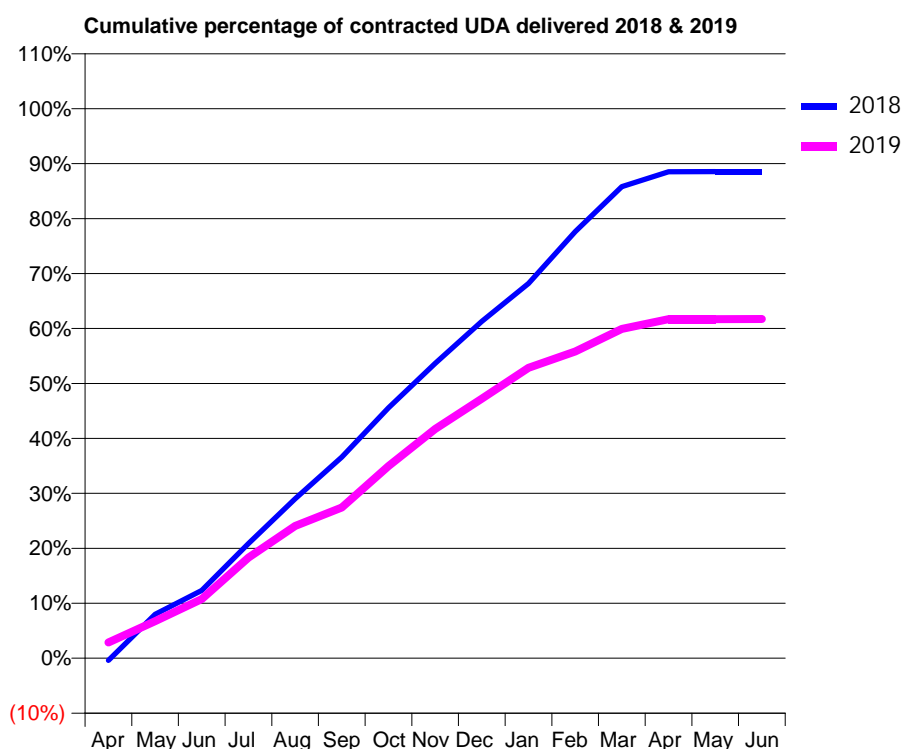
18/19 Contracted general activity (UDA)	16,035
Carry forward general activity (UDA)	0
18/19 Contracted orthodontic activity (UOA)	0
Carry forward orthodontic activity (UOA)	0
Baseline contract value	£467,821.79

### ACCESS\*

Patients seen in 24 months	Total	Change since previous quarter
Quarter ending March 2018	5,879	
Quarter ending June 2018	5,621	↓
Quarter ending September 2018	5,475	↓
Quarter ending December 2018	5,350	↓
Quarter ending March 2019	5,098	↓
<b>Variance since March 2018</b>	<b>(13.3%)</b>	<b>↓</b>



### ACTIVITY



Adjusted Scheduled Activity (UDA)		
Month	2018	2019
April	-64	460
May	1,282	1,085
June	1,981	1,727
July	3,350	2,934
August	4,657	3,857
September	5,870	4,397
October	7,306	5,607
November	8,604	6,689
December	9,828	7,570
January	10,938	8,471
February	12,447	8,947
March	13,758	9,610
April	14,194	9,893
May	14,197	9,895
June	14,196	9,899

### QUALITY

	Quantity	Base Number	Contract	AT	Region	England
% of FP17s for the same patient ID Re-attending within 3 months - Children	56	1,206	4.6%	11.7%	12.3%	11.8%
% of FP17s for the same patient ID Re-attending within 3 months - Adults	492	3,778	13.0%	16.6%	15.9%	15.7%
% of FP17s for the same patient ID Re-attending between 3 & 9 months - Children	611	1,206	50.7%	58.1%	60.2%	58.9%
% of FP17s for the same patient ID Re-attending between 3 & 9 months - Adults	1,755	3,778	46.5%	51.8%	53.0%	50.8%
% of FP17s for Band 1 Urgent Courses	406	5,008	8.1%	9.7%	9.1%	9.1%
% of FP17s Relating to Free Repair or Replacements	46	5,008	0.9%	1.0%	1.0%	0.8%
% of FP17s Relating to Continuations	100	5,008	2.0%	1.1%	1.0%	0.9%
% of Patients satisfied with the dentistry they have received	2	2	N/A	93.5%	93.2%	92.5%
% of Patients satisfied with the time they had to wait for an appointment	2	2	N/A	89.3%	88.1%	87.0%

\* This is based on patients treated on this contract for their most recent course of treatment.

Figures in italics indicate the base number of FP17s or Patient Questionnaire responses are less than 100. N/A is shown where the base number of responses is less than 10 during the period. % is calculated as Quantity/Base number\*100

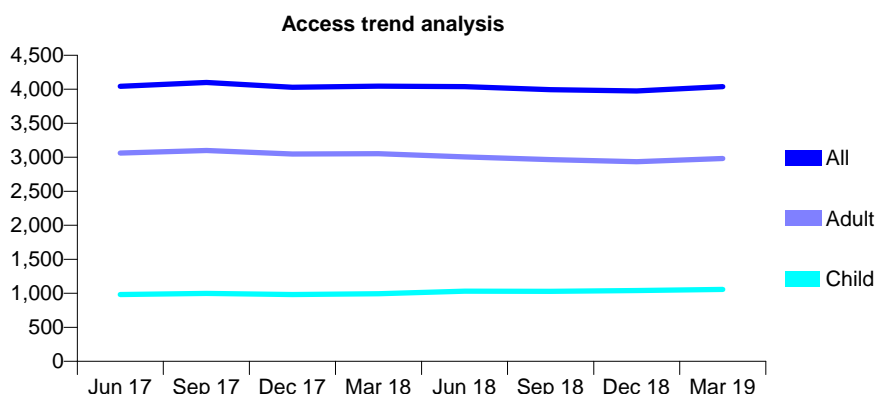
## Q44 - Vital Signs At a Glance Contract Report for 143243/0002 - Year end March 2019

Name or company name	IDH Ltd
Contract type name	GDS Contract
Purpose of contract	General
Contract start date	01/07/2008
Contract end date	

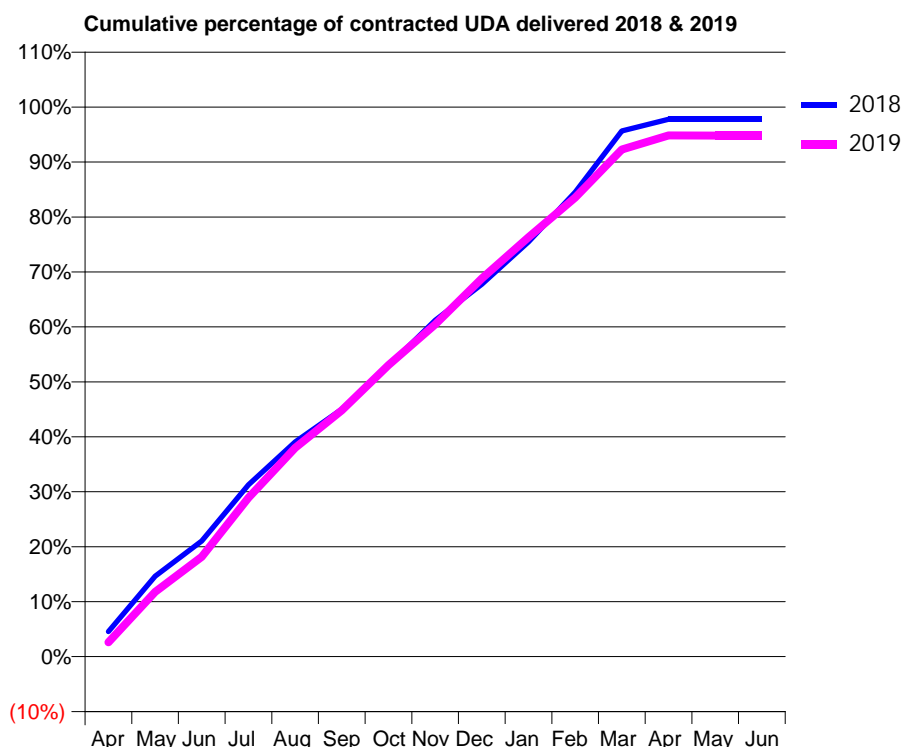
18/19 Contracted general activity (UDA)	12,500
Carry forward general activity (UDA)	276
18/19 Contracted orthodontic activity (UOA)	0
Carry forward orthodontic activity (UOA)	0
Baseline contract value	£320,278.91

### ACCESS\*

Patients seen in 24 months	Total	Change since previous quarter
Quarter ending March 2018	4,047	
Quarter ending June 2018	4,038	→
Quarter ending September 2018	3,995	↓
Quarter ending December 2018	3,975	→
Quarter ending March 2019	4,039	→
<b>Variance since March 2018</b>	<b>(0.2%)</b>	<b>→</b>



### ACTIVITY



Month	Adjusted Scheduled Activity (UDA)	
	2018	2019
April	573	327
May	1,831	1,473
June	2,632	2,271
July	3,907	3,615
August	4,882	4,748
September	5,625	5,601
October	6,613	6,634
November	7,649	7,556
December	8,471	8,601
January	9,436	9,539
February	10,568	10,441
March	11,955	11,535
April	12,223	11,855
May	12,223	11,849
June	12,223	11,849

### QUALITY

	Quantity	Base Number	Contract	AT	Region	England
% of FP17s for the same patient ID Re-attending within 3 months - Children	158	1,574	10.0%	11.7%	12.3%	11.8%
% of FP17s for the same patient ID Re-attending within 3 months - Adults	617	3,921	15.7%	16.6%	15.9%	15.7%
% of FP17s for the same patient ID Re-attending between 3 & 9 months - Children	847	1,574	53.8%	58.1%	60.2%	58.9%
% of FP17s for the same patient ID Re-attending between 3 & 9 months - Adults	2,022	3,921	51.6%	51.8%	53.0%	50.8%
% of FP17s for Band 1 Urgent Courses	679	5,461	12.4%	9.7%	9.1%	9.1%
% of FP17s Relating to Free Repair or Replacements	37	5,461	0.7%	1.0%	1.0%	0.8%
% of FP17s Relating to Continuations	80	5,461	1.5%	1.1%	1.0%	0.9%
% of Patients satisfied with the dentistry they have received	1	1	N/A	93.5%	93.2%	92.5%
% of Patients satisfied with the time they had to wait for an appointment	1	1	N/A	89.3%	88.1%	87.0%

\* This is based on patients treated on this contract for their most recent course of treatment.  
 Figures in *italics* indicate the base number of FP17s or Patient Questionnaire responses are less than 100. N/A is shown where the base number of responses is less than 10 during the period. % is calculated as Quantity/Base number\*100

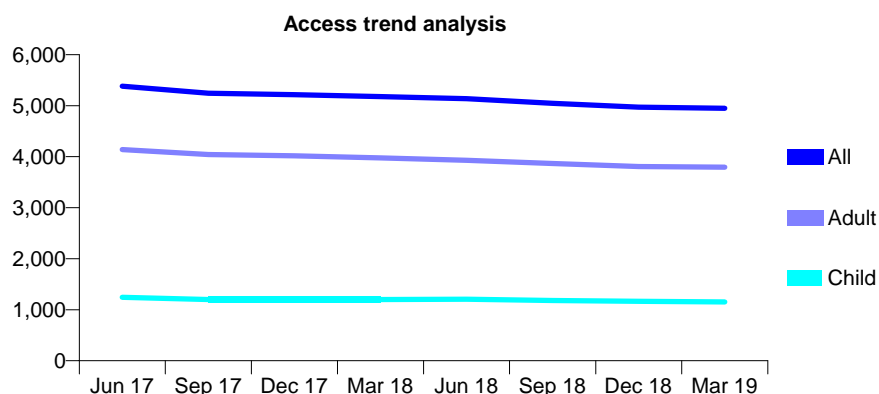
## Q44 - Vital Signs At a Glance Contract Report for 143243/0003 - Year end March 2019

Name or company name	IDH Ltd
Contract type name	GDS Contract
Purpose of contract	General
Contract start date	01/07/2008
Contract end date	

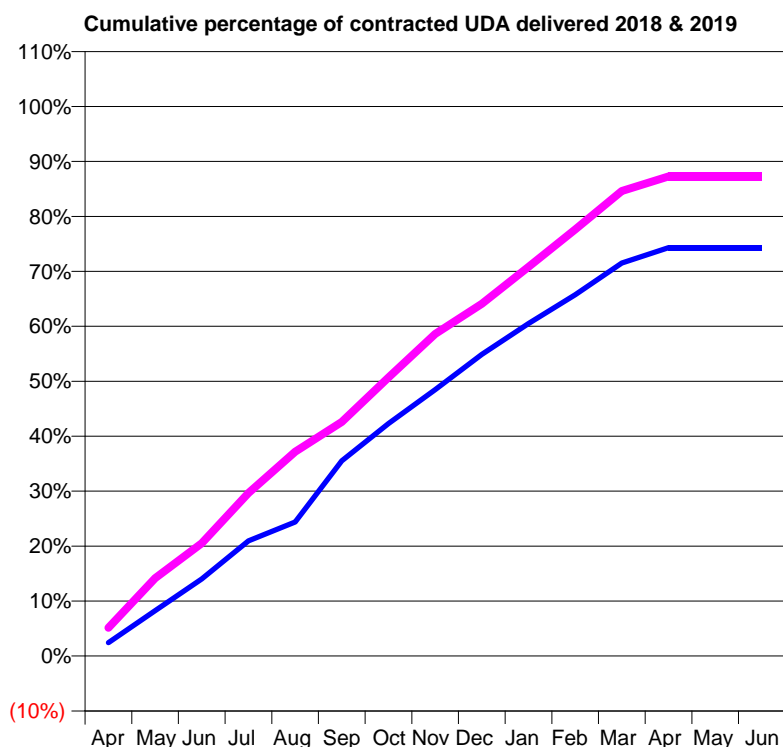
18/19 Contracted general activity (UDA)	15,700
Carry forward general activity (UDA)	0
18/19 Contracted orthodontic activity (UOA)	0
Carry forward orthodontic activity (UOA)	0
Baseline contract value	£450,837.96

### ACCESS\*

Patients seen in 24 months	Total	Change since previous quarter
Quarter ending March 2018	5,178	
Quarter ending June 2018	5,138	→
Quarter ending September 2018	5,048	↓
Quarter ending December 2018	4,971	↓
Quarter ending March 2019	4,949	→
<b>Variance since March 2018</b>	<b>(4.4%)</b>	<b>↓</b>



### ACTIVITY



Adjusted Scheduled Activity (UDA)		
Month	2018	2019
April	381	809
May	1,296	2,224
June	2,205	3,220
July	3,291	4,657
August	3,830	5,833
September	5,576	6,690
October	6,642	7,957
November	7,610	9,204
December	8,617	10,061
January	9,499	11,121
February	10,321	12,184
March	11,227	13,281
April	11,667	13,698
May	11,667	13,703
June	11,667	13,703

### QUALITY

	Quantity	Base Number	Contract	AT	Region	England
% of FP17s for the same patient ID Re-attending within 3 months - Children	99	1,616	6.1%	11.7%	12.3%	11.8%
% of FP17s for the same patient ID Re-attending within 3 months - Adults	765	5,076	15.1%	16.6%	15.9%	15.7%
% of FP17s for the same patient ID Re-attending between 3 & 9 months - Children	897	1,616	55.5%	58.1%	60.2%	58.9%
% of FP17s for the same patient ID Re-attending between 3 & 9 months - Adults	2,312	5,076	45.5%	51.8%	53.0%	50.8%
% of FP17s for Band 1 Urgent Courses	598	6,690	8.9%	9.7%	9.1%	9.1%
% of FP17s Relating to Free Repair or Replacements	62	6,690	0.9%	1.0%	1.0%	0.8%
% of FP17s Relating to Continuations	152	6,690	2.3%	1.1%	1.0%	0.9%
% of Patients satisfied with the dentistry they have received	5	6	N/A	93.5%	93.2%	92.5%
% of Patients satisfied with the time they had to wait for an appointment	3	6	N/A	89.3%	88.1%	87.0%

\* This is based on patients treated on this contract for their most recent course of treatment.

Figures in italics indicate the base number of FP17s or Patient Questionnaire responses are less than 100. N/A is shown where the base number of responses is less than 10 during the period. % is calculated as Quantity/Base number\*100



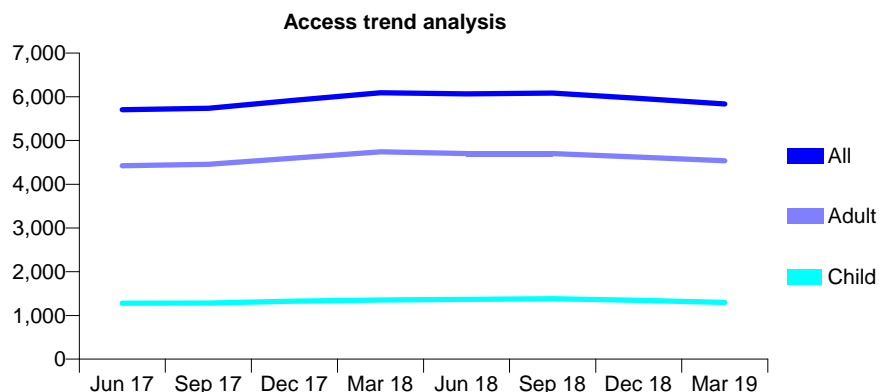
## Q44 - Vital Signs At a Glance Contract Report for 143243/0004 - Year end March 2019

Name or company name	IDH Ltd
Contract type name	GDS Contract
Purpose of contract	General
Contract start date	01/07/2008
Contract end date	

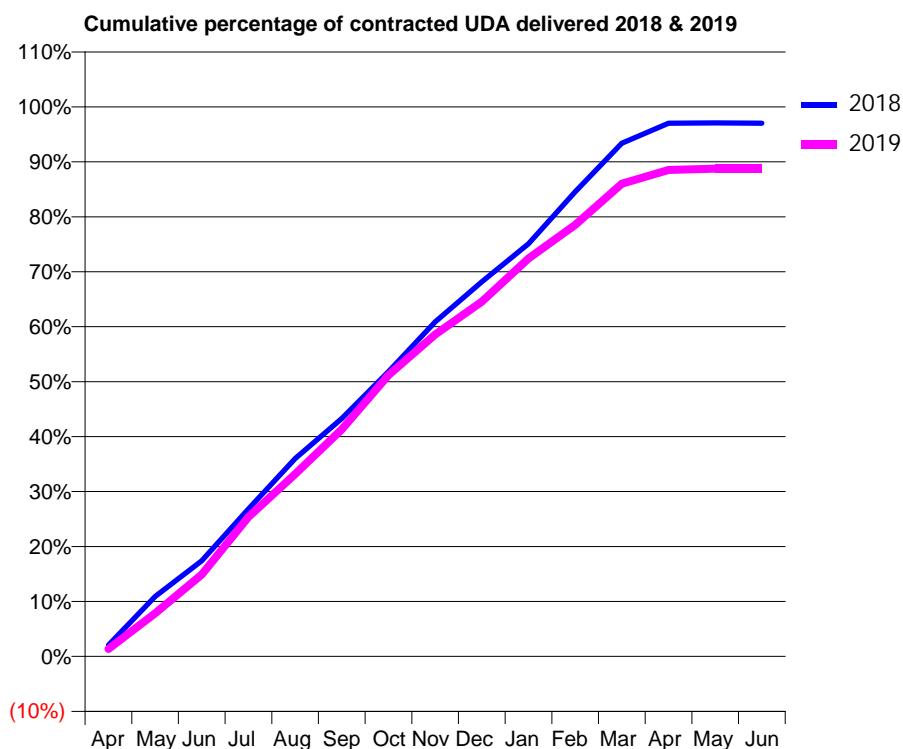
18/19 Contracted general activity (UDA)	17,095
Carry forward general activity (UDA)	509
18/19 Contracted orthodontic activity (UOA)	0
Carry forward orthodontic activity (UOA)	0
Baseline contract value	£374,001.01

### ACCESS\*

Patients seen in 24 months	Total	Change since previous quarter
Quarter ending March 2018	6,094	
Quarter ending June 2018	6,069	→
Quarter ending September 2018	6,085	→
Quarter ending December 2018	5,963	↓
Quarter ending March 2019	5,836	↓
<b>Variance since March 2018</b>	<b>(4.2%)</b>	<b>↓</b>



### ACTIVITY



Adjusted Scheduled Activity (UDA)		
Month	2018	2019
April	349	236
May	1,866	1,341
June	2,978	2,547
July	4,587	4,343
August	6,157	5,671
September	7,397	7,064
October	8,859	8,752
November	10,408	10,016
December	11,651	11,037
January	12,839	12,382
February	14,455	13,425
March	15,965	14,704
April	16,588	15,130
May	16,596	15,174
June	16,585	15,174

### QUALITY

	Quantity	Base Number	Contract	AT	Region	England
% of FP17s for the same patient ID Re-attending within 3 months - Children	81	1,697	4.8%	11.7%	12.3%	11.8%
% of FP17s for the same patient ID Re-attending within 3 months - Adults	658	5,745	11.5%	16.6%	15.9%	15.7%
% of FP17s for the same patient ID Re-attending between 3 & 9 months - Children	1,014	1,697	59.8%	58.1%	60.2%	58.9%
% of FP17s for the same patient ID Re-attending between 3 & 9 months - Adults	3,169	5,745	55.2%	51.8%	53.0%	50.8%
% of FP17s for Band 1 Urgent Courses	523	7,389	7.1%	9.7%	9.1%	9.1%
% of FP17s Relating to Free Repair or Replacements	67	7,389	0.9%	1.0%	1.0%	0.8%
% of FP17s Relating to Continuations	118	7,389	1.6%	1.1%	1.0%	0.9%
% of Patients satisfied with the dentistry they have received	6	6	N/A	93.5%	93.2%	92.5%
% of Patients satisfied with the time they had to wait for an appointment	6	6	N/A	89.3%	88.1%	87.0%

\* This is based on patients treated on this contract for their most recent course of treatment.

Figures in italics indicate the base number of FP17s or Patient Questionnaire responses are less than 100. N/A is shown where the base number of responses is less than 10 during the period. % is calculated as Quantity/Base number\*100

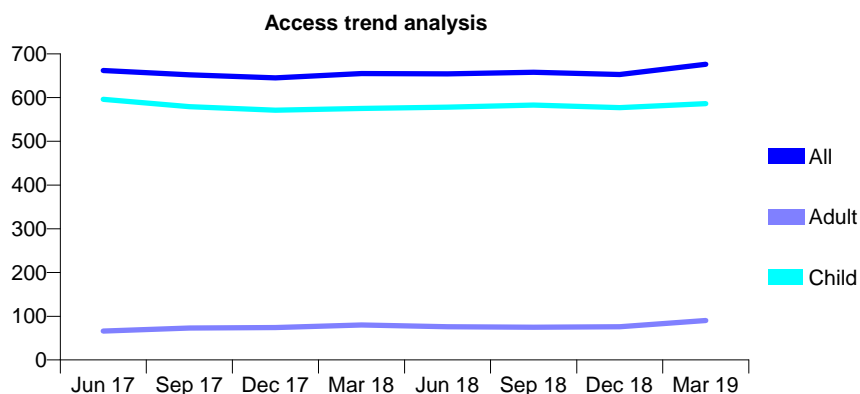
## Q44 - Vital Signs At a Glance Contract Report for 144606/0001 - Year end March 2019

Name or company name	Rock House Dental Practice
Contract type name	GDS Contract
Purpose of contract	General
Contract start date	01/11/2011
Contract end date	

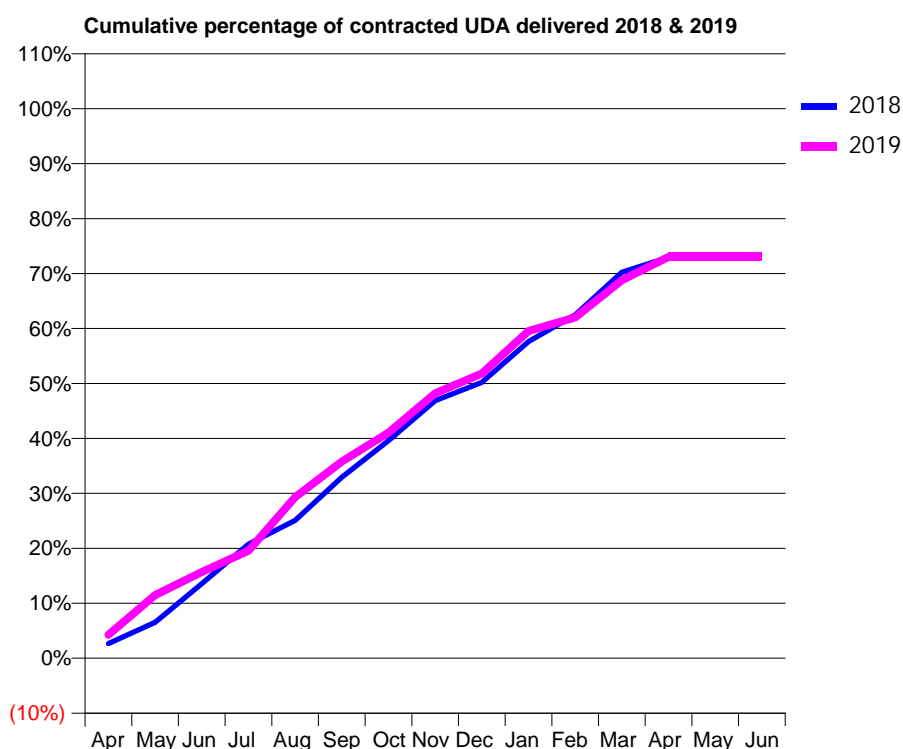
18/19 Contracted general activity (UDA)	1,498
Carry forward general activity (UDA)	0
18/19 Contracted orthodontic activity (UOA)	0
Carry forward orthodontic activity (UOA)	0
Baseline contract value	£39,131.96

### ACCESS\*

Patients seen in 24 months	Total	Change since previous quarter
Quarter ending March 2018	655	
Quarter ending June 2018	654	→
Quarter ending September 2018	658	→
Quarter ending December 2018	653	→
Quarter ending March 2019	676	↑
<b>Variance since March 2018</b>	<b>3.2%</b>	<b>↑</b>



### ACTIVITY



Adjusted Scheduled Activity (UDA)		
Month	2018	2019
April	40	64
May	98	172
June	203	235
July	311	293
August	376	439
September	493	536
October	593	615
November	702	722
December	752	776
January	863	892
February	936	929
March	1,052	1,030
April	1,093	1,094
May	1,093	1,094
June	1,093	1,094

### QUALITY

	Quantity	Base Number	Contract	AT	Region	England
% of FP17s for the same patient ID Re-attending within 3 months - Children	46	836	5.5%	11.7%	12.3%	11.8%
% of FP17s for the same patient ID Re-attending within 3 months - Adults	0	1	0.0%	16.6%	15.9%	15.7%
% of FP17s for the same patient ID Re-attending between 3 & 9 months - Children	513	836	61.4%	58.1%	60.2%	58.9%
% of FP17s for the same patient ID Re-attending between 3 & 9 months - Adults	0	1	0.0%	51.8%	53.0%	50.8%
% of FP17s for Band 1 Urgent Courses	0	896	0.0%	9.7%	9.1%	9.1%
% of FP17s Relating to Free Repair or Replacements	0	896	0.0%	1.0%	1.0%	0.8%
% of FP17s Relating to Continuations	17	896	1.9%	1.1%	1.0%	0.9%
% of Patients satisfied with the dentistry they have received	0	0	N/A	93.5%	93.2%	92.5%
% of Patients satisfied with the time they had to wait for an appointment	0	0	N/A	89.3%	88.1%	87.0%

\* This is based on patients treated on this contract for their most recent course of treatment. Figures in italics indicate the base number of FP17s or Patient Questionnaire responses are less than 100. N/A is shown where the base number of responses is less than 10 during the period. % is calculated as Quantity/Base number\*100

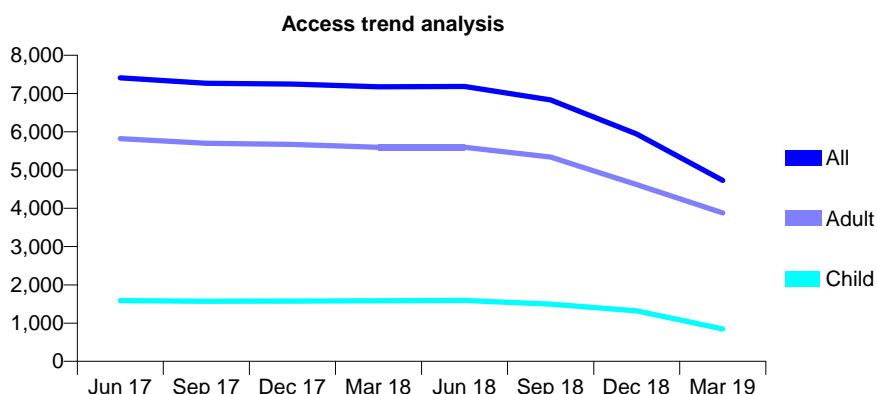
## Q44 - Vital Signs At a Glance Contract Report for 144673/0001 - Year end March 2019

Name or company name	WK Dent Limited
Contract type name	GDS Contract
Purpose of contract	General
Contract start date	01/04/2010
Contract end date	31/12/2018

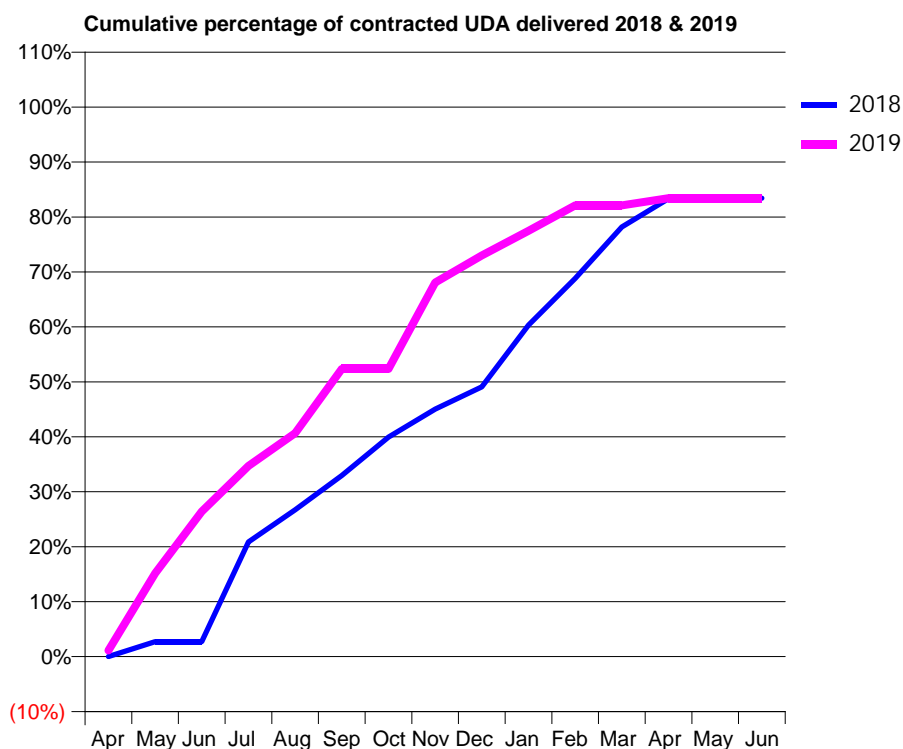
18/19 Contracted general activity (UDA)	16,500
Carry forward general activity (UDA)	0
18/19 Contracted orthodontic activity (UOA)	0
Carry forward orthodontic activity (UOA)	0
Baseline contract value	£369,065.77

### ACCESS\*

Patients seen in 24 months	Total	Change since previous quarter
Quarter ending March 2018	7,177	
Quarter ending June 2018	7,184	→
Quarter ending September 2018	6,834	↓
Quarter ending December 2018	5,942	↓
Quarter ending March 2019	4,730	↓
<b>Variance since March 2018</b>	<b>(34.1%)</b>	<b>↓</b>



### ACTIVITY



Adjusted Scheduled Activity (UDA)		
Month	2018	2019
April	0	185
May	671	2,499
June	671	4,353
July	5,109	5,723
August	6,552	6,713
September	8,073	8,638
October	9,784	8,638
November	11,036	11,233
December	12,024	12,046
January	14,779	12,785
February	16,864	13,548
March	19,152	13,548
April	20,413	13,764
May	20,432	13,764
June	20,437	13,764

### QUALITY

	Quantity	Base Number	Contract	AT	Region	England
% of FP17s for the same patient ID Re-attending within 3 months - Children	202	1,930	10.5%	11.7%	12.3%	11.8%
% of FP17s for the same patient ID Re-attending within 3 months - Adults	948	6,030	15.7%	16.6%	15.9%	15.7%
% of FP17s for the same patient ID Re-attending between 3 & 9 months - Children	1,381	1,930	71.6%	58.1%	60.2%	58.9%
% of FP17s for the same patient ID Re-attending between 3 & 9 months - Adults	4,095	6,030	67.9%	51.8%	53.0%	50.8%
% of FP17s for Band 1 Urgent Courses	376	7,378	5.1%	9.7%	9.1%	9.1%
% of FP17s Relating to Free Repair or Replacements	77	7,378	1.0%	1.0%	1.0%	0.8%
% of FP17s Relating to Continuations	30	7,378	0.4%	1.1%	1.0%	0.9%
% of Patients satisfied with the dentistry they have received	6	6	N/A	93.5%	93.2%	92.5%
% of Patients satisfied with the time they had to wait for an appointment	6	6	N/A	89.3%	88.1%	87.0%

\* This is based on patients treated on this contract for their most recent course of treatment.  
 Figures in italics indicate the base number of FP17s or Patient Questionnaire responses are less than 100. N/A is shown where the base number of responses is less than 10 during the period. % is calculated as Quantity/Base number\*100

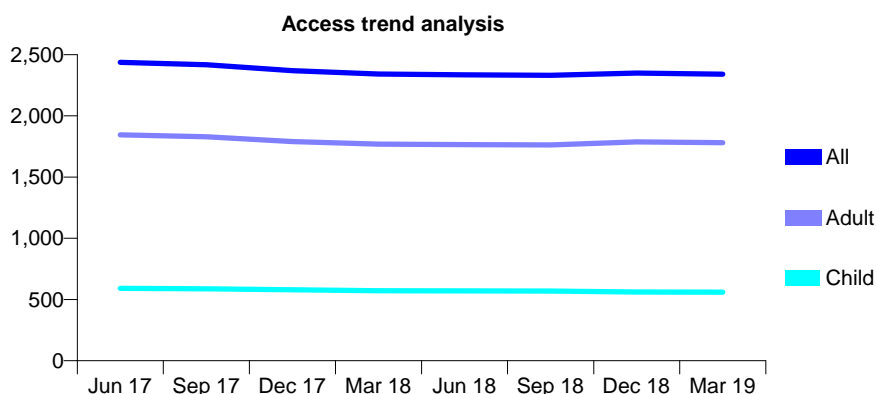
## Q44 - Vital Signs At a Glance Contract Report for 145378/0001 - Year end March 2019

Name or company name	Medinox Ltd
Contract type name	GDS Contract
Purpose of contract	General
Contract start date	01/01/2007
Contract end date	

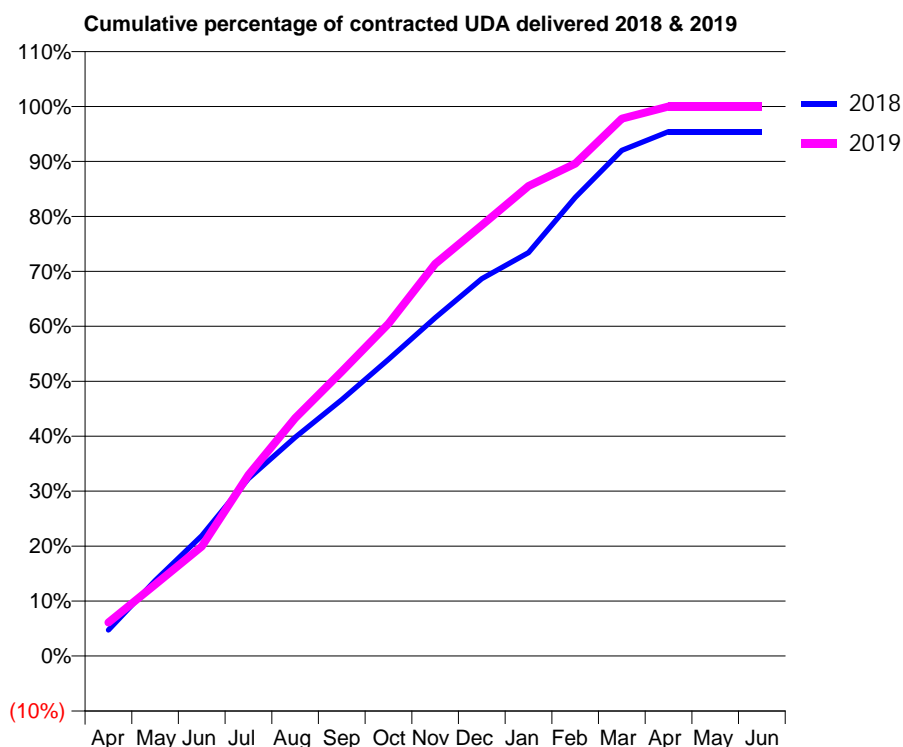
18/19 Contracted general activity (UDA)	7,500
Carry forward general activity (UDA)	0
18/19 Contracted orthodontic activity (UOA)	0
Carry forward orthodontic activity (UOA)	0
Baseline contract value	£183,405.30

### ACCESS\*

Patients seen in 24 months	Total	Change since previous quarter
Quarter ending March 2018	2,342	
Quarter ending June 2018	2,335	→
Quarter ending September 2018	2,332	→
Quarter ending December 2018	2,349	→
Quarter ending March 2019	2,340	→
<b>Variance since March 2018</b>	<b>(0.1%)</b>	<b>→</b>



### ACTIVITY



Adjusted Scheduled Activity (UDA)		
Month	2018	2019
April	410	457
May	1,184	976
June	1,887	1,496
July	2,786	2,472
August	3,434	3,246
September	4,025	3,883
October	4,660	4,537
November	5,313	5,353
December	5,927	5,880
January	6,335	6,415
February	7,202	6,721
March	7,942	7,333
April	8,233	7,500
May	8,235	7,500
June	8,235	7,500

### QUALITY

	Quantity	Base Number	Contract	AT	Region	England
% of FP17s for the same patient ID Re-attending within 3 months - Children	38	943	4.0%	11.7%	12.3%	11.8%
% of FP17s for the same patient ID Re-attending within 3 months - Adults	256	2,686	9.5%	16.6%	15.9%	15.7%
% of FP17s for the same patient ID Re-attending between 3 & 9 months - Children	657	943	69.7%	58.1%	60.2%	58.9%
% of FP17s for the same patient ID Re-attending between 3 & 9 months - Adults	1,572	2,686	58.5%	51.8%	53.0%	50.8%
% of FP17s for Band 1 Urgent Courses	221	3,607	6.1%	9.7%	9.1%	9.1%
% of FP17s Relating to Free Repair or Replacements	23	3,607	0.6%	1.0%	1.0%	0.8%
% of FP17s Relating to Continuations	19	3,607	0.5%	1.1%	1.0%	0.9%
% of Patients satisfied with the dentistry they have received	0	0	N/A	93.5%	93.2%	92.5%
% of Patients satisfied with the time they had to wait for an appointment	0	0	N/A	89.3%	88.1%	87.0%

\* This is based on patients treated on this contract for their most recent course of treatment.

Figures in italics indicate the base number of FP17s or Patient Questionnaire responses are less than 100. N/A is shown where the base number of responses is less than 10 during the period. % is calculated as Quantity/Base number\*100

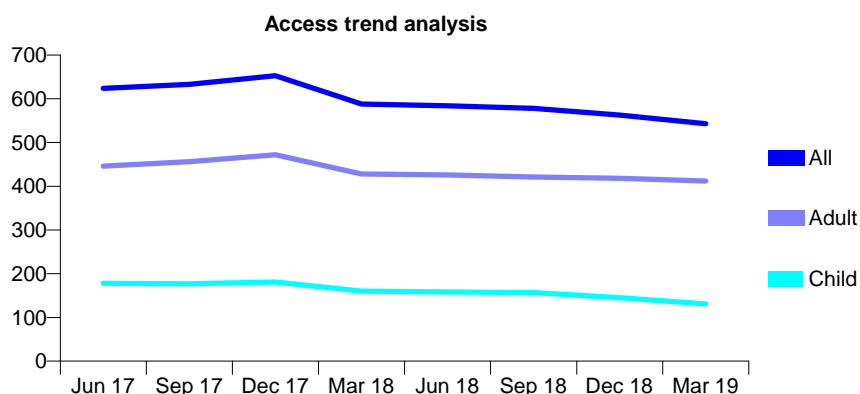
## Q44 - Vital Signs At a Glance Contract Report for 146951/0001 - Year end March 2019

Name or company name	Chester Smiles
Contract type name	GDS Contract
Purpose of contract	General
Contract start date	01/04/2014
Contract end date	

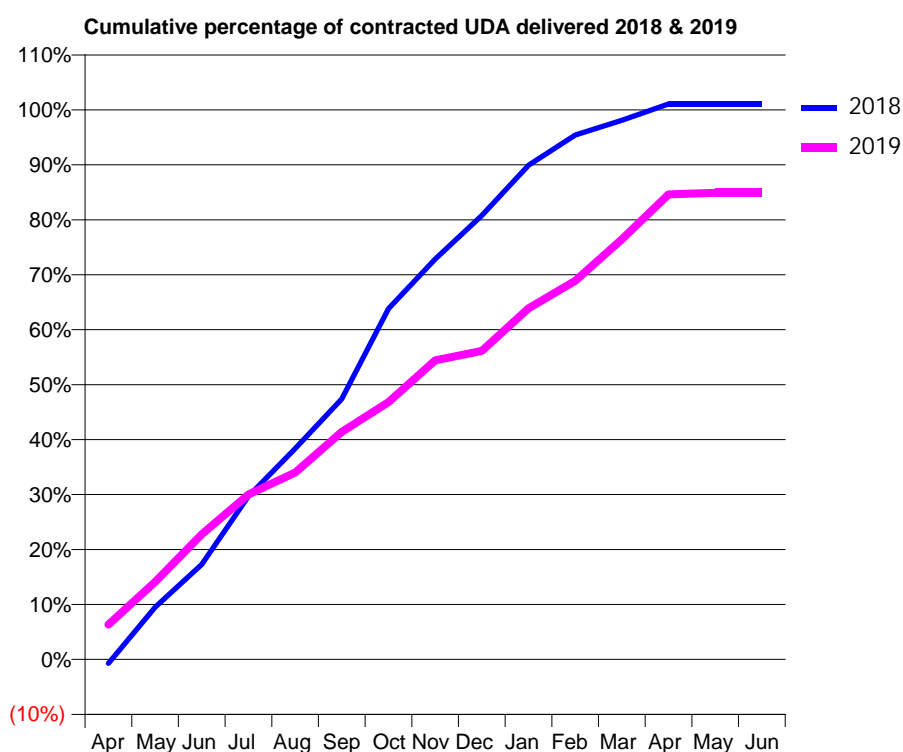
18/19 Contracted general activity (UDA)	1,400
Carry forward general activity (UDA)	0
18/19 Contracted orthodontic activity (UOA)	0
Carry forward orthodontic activity (UOA)	0
Baseline contract value	£30,419.09

### ACCESS\*

Patients seen in 24 months	Total	Change since previous quarter
Quarter ending March 2018	588	
Quarter ending June 2018	584	→
Quarter ending September 2018	578	↓
Quarter ending December 2018	563	↓
Quarter ending March 2019	543	↓
<b>Variance since March 2018</b>	<b>(7.7%)</b>	<b>↓</b>



### ACTIVITY



Adjusted Scheduled Activity (UDA)		
Month	2018	2019
April	-10	89
May	136	197
June	247	319
July	424	420
August	548	476
September	677	579
October	911	656
November	1,040	762
December	1,154	786
January	1,284	894
February	1,362	964
March	1,401	1,070
April	1,443	1,185
May	1,443	1,189
June	1,443	1,189

### QUALITY

	Quantity	Base Number	Contract	AT	Region	England
% of FP17s for the same patient ID Re-attending within 3 months - Children	2	190	1.1%	11.7%	12.3%	11.8%
% of FP17s for the same patient ID Re-attending within 3 months - Adults	35	484	7.2%	16.6%	15.9%	15.7%
% of FP17s for the same patient ID Re-attending between 3 & 9 months - Children	90	190	47.4%	58.1%	60.2%	58.9%
% of FP17s for the same patient ID Re-attending between 3 & 9 months - Adults	183	484	37.8%	51.8%	53.0%	50.8%
% of FP17s for Band 1 Urgent Courses	33	733	4.5%	9.7%	9.1%	9.1%
% of FP17s Relating to Free Repair or Replacements	1	733	0.1%	1.0%	1.0%	0.8%
% of FP17s Relating to Continuations	10	733	1.4%	1.1%	1.0%	0.9%
% of Patients satisfied with the dentistry they have received	0	0	N/A	93.5%	93.2%	92.5%
% of Patients satisfied with the time they had to wait for an appointment	0	0	N/A	89.3%	88.1%	87.0%

\* This is based on patients treated on this contract for their most recent course of treatment.

Figures in italics indicate the base number of FP17s or Patient Questionnaire responses are less than 100. N/A is shown where the base number of responses is less than 10 during the period. % is calculated as Quantity/Base number\*100

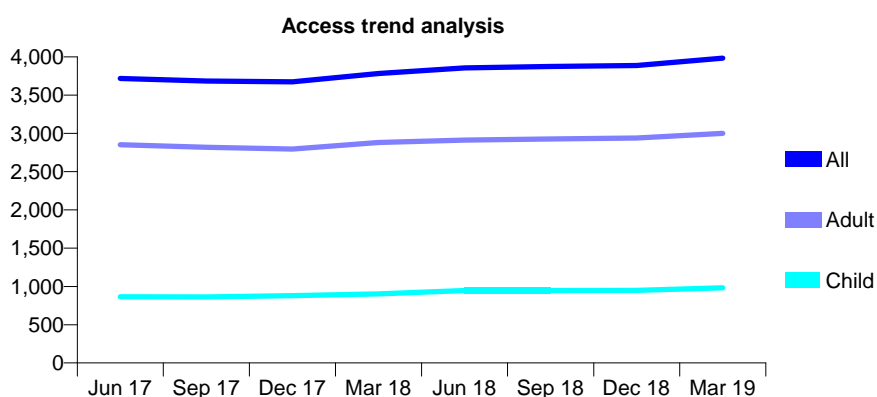
## Q44 - Vital Signs At a Glance Contract Report for 146986/0001 - Year end March 2019

Name or company name	Middlewich Street Dental Practice Ltd
Contract type name	GDS Contract
Purpose of contract	General
Contract start date	01/06/2011
Contract end date	

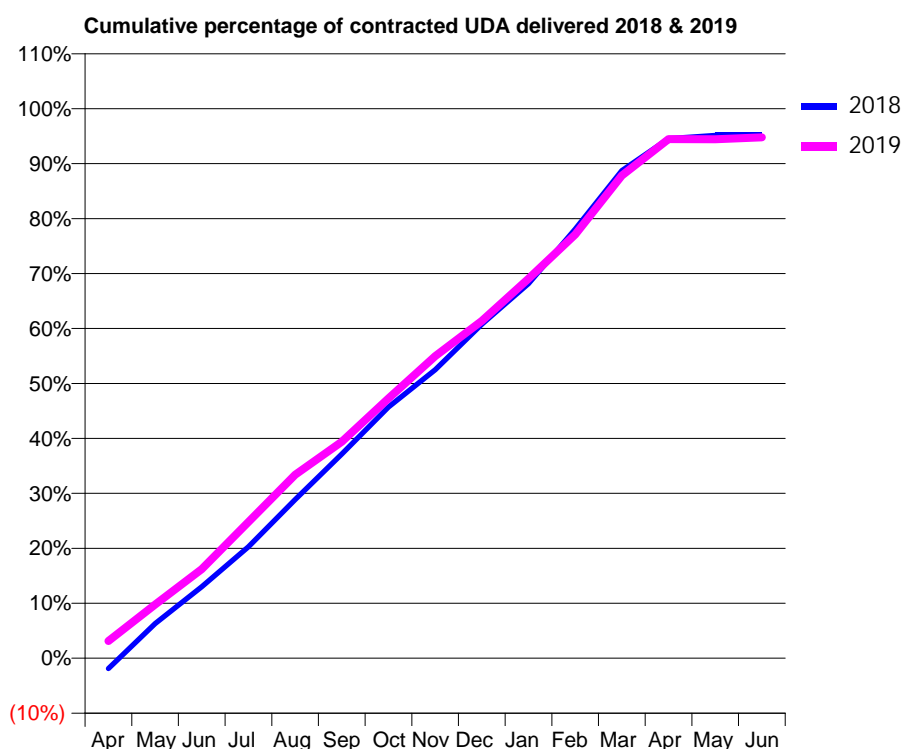
18/19 Contracted general activity (UDA)	12,106
Carry forward general activity (UDA)	0
18/19 Contracted orthodontic activity (UOA)	0
Carry forward orthodontic activity (UOA)	0
Baseline contract value	£352,523.68

### ACCESS\*

Patients seen in 24 months	Total	Change since previous quarter
Quarter ending March 2018	3,783	
Quarter ending June 2018	3,856	→
Quarter ending September 2018	3,875	→
Quarter ending December 2018	3,888	→
Quarter ending March 2019	3,983	↑
<b>Variance since March 2018</b>	<b>5.3%</b>	<b>↑</b>



### ACTIVITY



Adjusted Scheduled Activity (UDA)		
Month	2018	2019
April	-230	381
May	762	1,183
June	1,577	1,963
July	2,457	3,003
August	3,496	4,043
September	4,496	4,770
October	5,532	5,723
November	6,356	6,657
December	7,355	7,431
January	8,252	8,361
February	9,456	9,336
March	10,739	10,631
April	11,444	11,435
May	11,517	11,434
June	11,517	11,473

### QUALITY

	Quantity	Base Number	Contract	AT	Region	England
% of FP17s for the same patient ID Re-attending within 3 months - Children	115	1,467	7.8%	11.7%	12.3%	11.8%
% of FP17s for the same patient ID Re-attending within 3 months - Adults	431	4,279	10.1%	16.6%	15.9%	15.7%
% of FP17s for the same patient ID Re-attending between 3 & 9 months - Children	848	1,467	57.8%	58.1%	60.2%	58.9%
% of FP17s for the same patient ID Re-attending between 3 & 9 months - Adults	2,561	4,279	59.9%	51.8%	53.0%	50.8%
% of FP17s for Band 1 Urgent Courses	223	5,217	4.3%	9.7%	9.1%	9.1%
% of FP17s Relating to Free Repair or Replacements	13	5,217	0.2%	1.0%	1.0%	0.8%
% of FP17s Relating to Continuations	21	5,217	0.4%	1.1%	1.0%	0.9%
% of Patients satisfied with the dentistry they have received	2	2	N/A	93.5%	93.2%	92.5%
% of Patients satisfied with the time they had to wait for an appointment	2	2	N/A	89.3%	88.1%	87.0%

\* This is based on patients treated on this contract for their most recent course of treatment. Figures in italics indicate the base number of FP17s or Patient Questionnaire responses are less than 100. N/A is shown where the base number of responses is less than 10 during the period. % is calculated as Quantity/Base number\*100

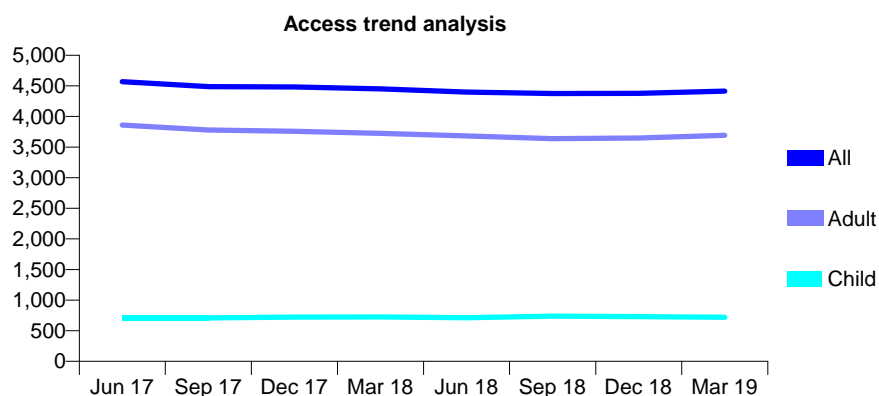
## Q44 - Vital Signs At a Glance Contract Report for 147079/0001 - Year end March 2019

Name or company name	McTooth Limited
Contract type name	GDS Contract
Purpose of contract	General
Contract start date	01/08/2010
Contract end date	

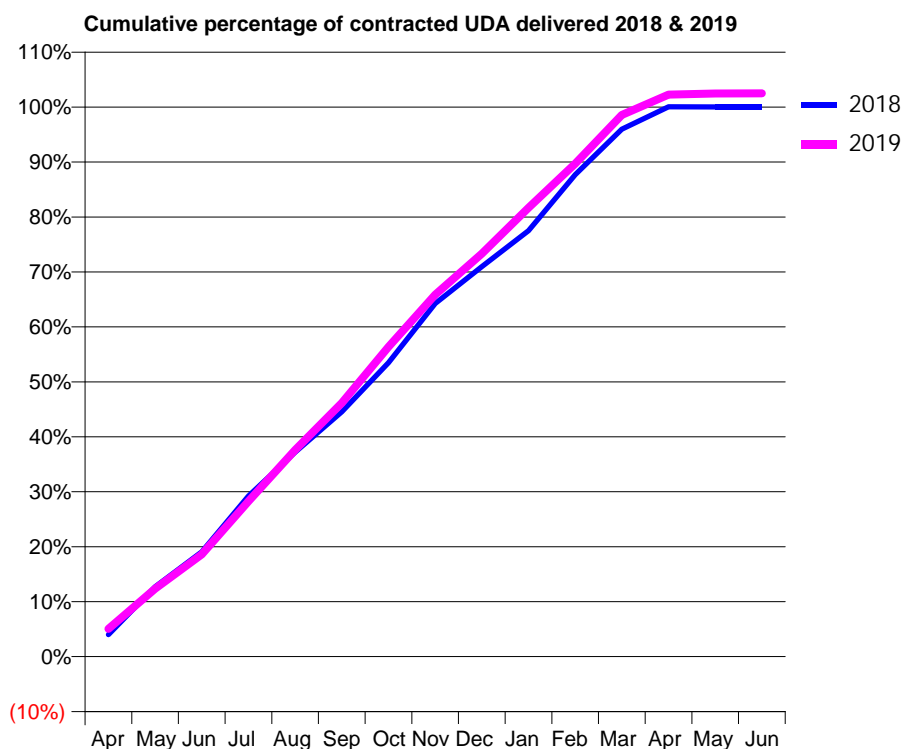
18/19 Contracted general activity (UDA)	13,128
Carry forward general activity (UDA)	0
18/19 Contracted orthodontic activity (UOA)	0
Carry forward orthodontic activity (UOA)	0
Baseline contract value	£326,665.80

### ACCESS\*

Patients seen in 24 months	Total	Change since previous quarter
Quarter ending March 2018	4,449	
Quarter ending June 2018	4,397	↓
Quarter ending September 2018	4,375	→
Quarter ending December 2018	4,379	→
Quarter ending March 2019	4,415	→
<b>Variance since March 2018</b>	<b>(0.8%)</b>	<b>→</b>



### ACTIVITY



Adjusted Scheduled Activity (UDA)		
Month	2018	2019
April	529	665
May	1,678	1,622
June	2,514	2,443
July	3,855	3,709
August	4,907	4,940
September	5,873	6,058
October	7,053	7,397
November	8,472	8,644
December	9,353	9,624
January	10,220	10,721
February	11,563	11,776
March	12,653	12,939
April	13,190	13,423
May	13,187	13,451
June	13,187	13,454

### QUALITY

	Quantity	Base Number	Contract	AT	Region	England
% of FP17s for the same patient ID Re-attending within 3 months - Children	56	1,080	5.2%	11.7%	12.3%	11.8%
% of FP17s for the same patient ID Re-attending within 3 months - Adults	728	5,604	13.0%	16.6%	15.9%	15.7%
% of FP17s for the same patient ID Re-attending between 3 & 9 months - Children	667	1,080	61.8%	58.1%	60.2%	58.9%
% of FP17s for the same patient ID Re-attending between 3 & 9 months - Adults	3,504	5,604	62.5%	51.8%	53.0%	50.8%
% of FP17s for Band 1 Urgent Courses	608	6,691	9.1%	9.7%	9.1%	9.1%
% of FP17s Relating to Free Repair or Replacements	13	6,691	0.2%	1.0%	1.0%	0.8%
% of FP17s Relating to Continuations	32	6,691	0.5%	1.1%	1.0%	0.9%
% of Patients satisfied with the dentistry they have received	6	6	N/A	93.5%	93.2%	92.5%
% of Patients satisfied with the time they had to wait for an appointment	5	6	N/A	89.3%	88.1%	87.0%

\* This is based on patients treated on this contract for their most recent course of treatment.  
 Figures in *italics* indicate the base number of FP17s or Patient Questionnaire responses are less than 100. N/A is shown where the base number of responses is less than 10 during the period. % is calculated as Quantity/Base number\*100



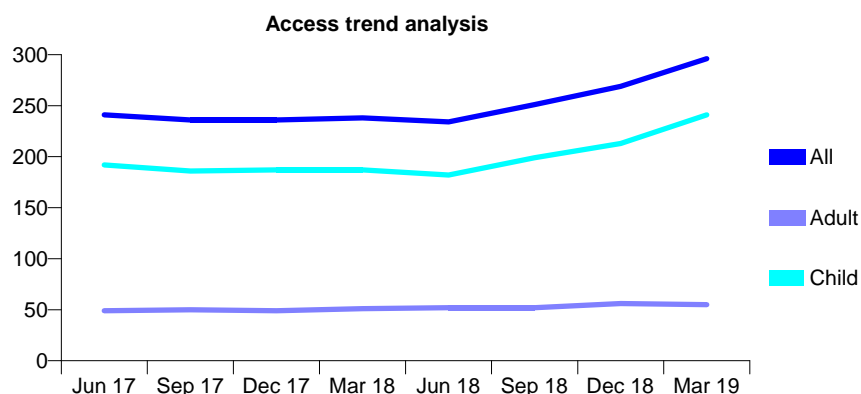
## Q44 - Vital Signs At a Glance Contract Report for 148059/0001 - Year end March 2019

Name or company name	Globe Dental Practice
Contract type name	GDS Contract
Purpose of contract	General
Contract start date	01/06/2015
Contract end date	

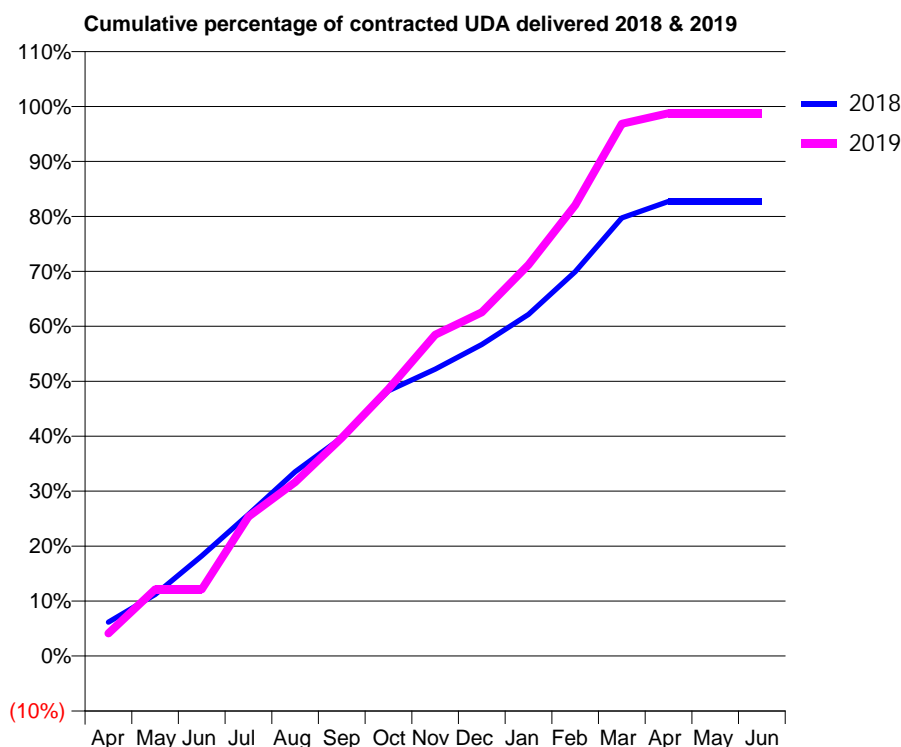
18/19 Contracted general activity (UDA)	1,299
Carry forward general activity (UDA)	0
18/19 Contracted orthodontic activity (UOA)	0
Carry forward orthodontic activity (UOA)	0
Baseline contract value	£31,260.27

### ACCESS\*

Patients seen in 24 months	Total	Change since previous quarter
Quarter ending March 2018	238	
Quarter ending June 2018	234	↓
Quarter ending September 2018	251	↑
Quarter ending December 2018	269	↑
Quarter ending March 2019	296	↑
<b>Variance since March 2018</b>	<b>24.4%</b>	<b>↑</b>



### ACTIVITY



Adjusted Scheduled Activity (UDA)		
Month	2018	2019
April	80	53
May	145	158
June	237	158
July	335	329
August	436	411
September	516	516
October	627	631
November	678	759
December	736	813
January	807	925
February	909	1,066
March	1,036	1,258
April	1,075	1,283
May	1,075	1,283
June	1,075	1,283

### QUALITY

	Quantity	Base Number	Contract	AT	Region	England
% of FP17s for the same patient ID Re-attending within 3 months - Children	51	475	10.7%	11.7%	12.3%	11.8%
% of FP17s for the same patient ID Re-attending within 3 months - Adults	8	48	16.7%	16.6%	15.9%	15.7%
% of FP17s for the same patient ID Re-attending between 3 & 9 months - Children	283	475	59.6%	58.1%	60.2%	58.9%
% of FP17s for the same patient ID Re-attending between 3 & 9 months - Adults	22	48	45.8%	51.8%	53.0%	50.8%
% of FP17s for Band 1 Urgent Courses	15	515	2.9%	9.7%	9.1%	9.1%
% of FP17s Relating to Free Repair or Replacements	0	515	0.0%	1.0%	1.0%	0.8%
% of FP17s Relating to Continuations	0	515	0.0%	1.1%	1.0%	0.9%
% of Patients satisfied with the dentistry they have received	0	0	N/A	93.5%	93.2%	92.5%
% of Patients satisfied with the time they had to wait for an appointment	0	0	N/A	89.3%	88.1%	87.0%

\* This is based on patients treated on this contract for their most recent course of treatment.

Figures in italics indicate the base number of FP17s or Patient Questionnaire responses are less than 100. N/A is shown where the base number of responses is less than 10 during the period. % is calculated as Quantity/Base number\*100

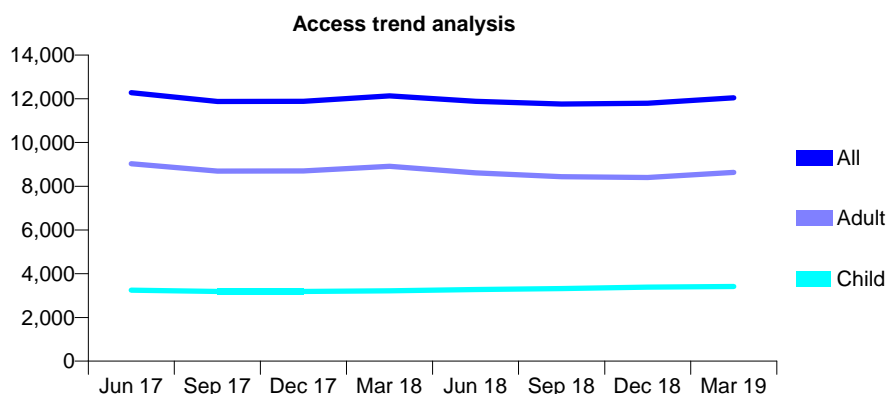
## Q44 - Vital Signs At a Glance Contract Report for 150428/0001 - Year end March 2019

Name or company name	The Parks Dental Partnership
Contract type name	Pilot Contract
Purpose of contract	General
Contract start date	01/04/2011
Contract end date	

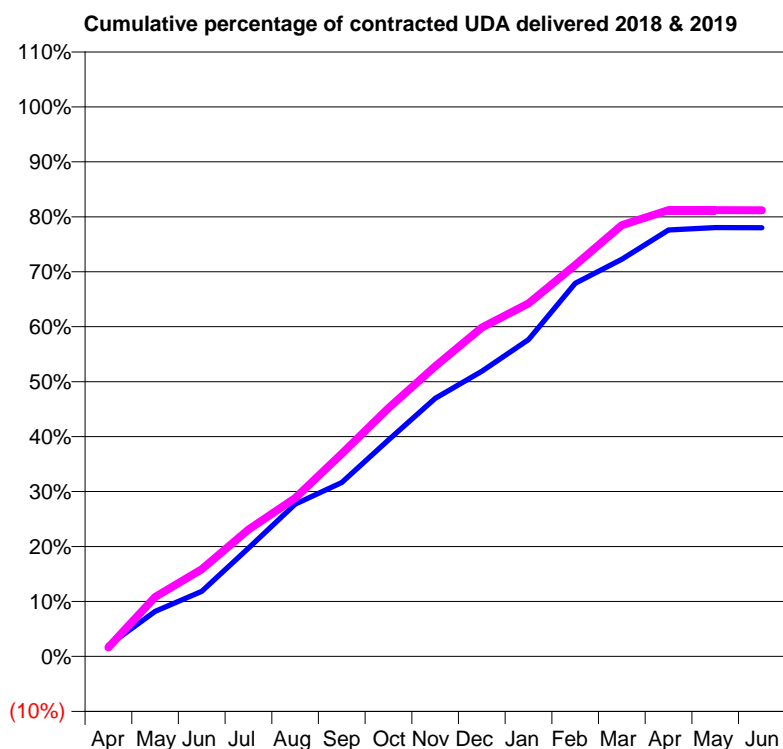
18/19 Contracted general activity (UDA)	39,868
Carry forward general activity (UDA)	0
18/19 Contracted orthodontic activity (UOA)	0
Carry forward orthodontic activity (UOA)	0
Baseline contract value	£1,226,321.90

### ACCESS\*

Patients seen in 24 months	Total	Change since previous quarter
Quarter ending March 2018	12,132	
Quarter ending June 2018	11,886	↓
Quarter ending September 2018	11,758	↓
Quarter ending December 2018	11,794	→
Quarter ending March 2019	12,047	↑
<b>Variance since March 2018</b>	<b>(0.7%)</b>	→



### ACTIVITY



Adjusted Scheduled Activity (UDA)		
Month	2018	2019
April	801	660
May	3,265	4,310
June	4,727	6,324
July	7,865	9,206
August	11,041	11,490
September	12,610	14,700
October	15,711	18,023
November	18,727	21,043
December	20,678	23,856
January	22,986	25,608
February	27,067	28,389
March	28,814	31,280
April	30,937	32,380
May	31,105	32,373
June	31,101	32,367

### QUALITY

	Quantity	Base Number	Contract	AT	Region	England
% of FP17s for the same patient ID Re-attending within 3 months - Children	165	3,886	4.2%	11.7%	12.3%	11.8%
% of FP17s for the same patient ID Re-attending within 3 months - Adults	709	9,202	7.7%	16.6%	15.9%	15.7%
% of FP17s for the same patient ID Re-attending between 3 & 9 months - Children	1,588	3,886	40.9%	58.1%	60.2%	58.9%
% of FP17s for the same patient ID Re-attending between 3 & 9 months - Adults	3,892	9,202	42.3%	51.8%	53.0%	50.8%
% of FP17s for Band 1 Urgent Courses	50	12,178	0.4%	9.7%	9.1%	9.1%
% of FP17s Relating to Free Repair or Replacements	142	12,178	1.2%	1.0%	1.0%	0.8%
% of FP17s Relating to Continuations	127	12,178	1.0%	1.1%	1.0%	0.9%
% of Patients satisfied with the dentistry they have received	2	2	N/A	93.5%	93.2%	92.5%
% of Patients satisfied with the time they had to wait for an appointment	2	2	N/A	89.3%	88.1%	87.0%

\* This is based on patients treated on this contract for their most recent course of treatment.

Figures in italics indicate the base number of FP17s or Patient Questionnaire responses are less than 100. N/A is shown where the base number of responses is less than 10 during the period. % is calculated as Quantity/Base number\*100

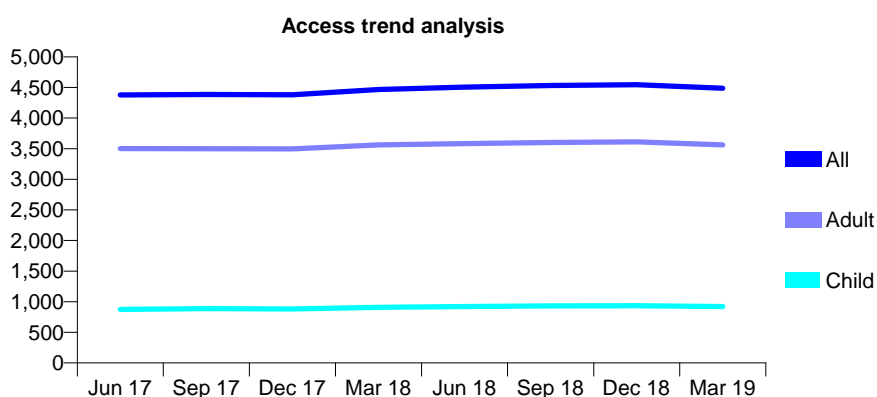
## Q44 - Vital Signs At a Glance Contract Report for 150541/0001 - Year end March 2019

Name or company name	Glenside Dental Practice
Contract type name	GDS Contract
Purpose of contract	General
Contract start date	01/04/2009
Contract end date	

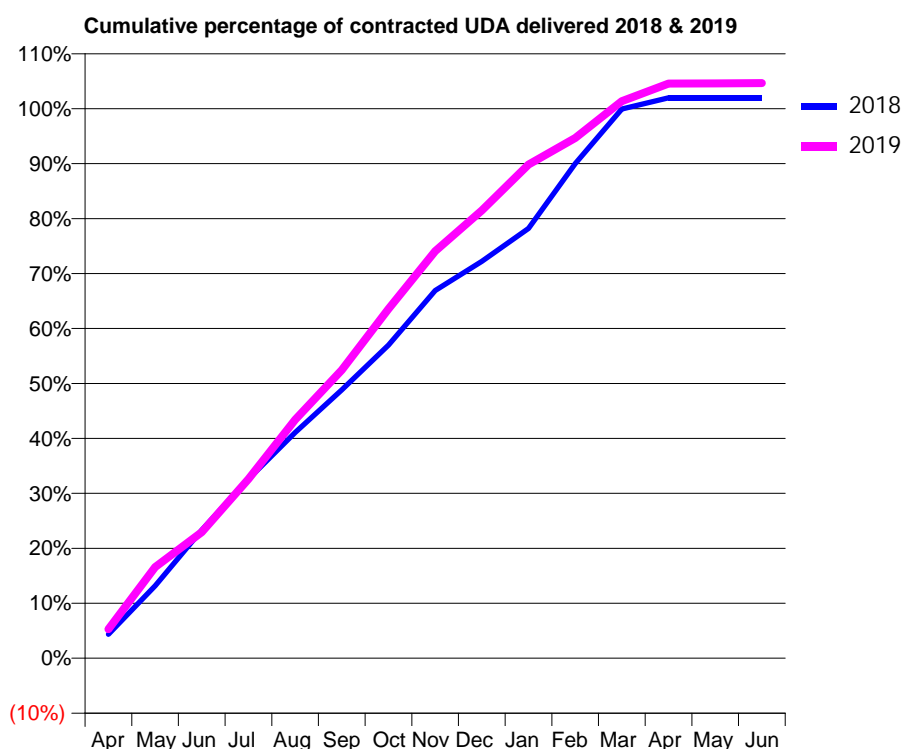
18/19 Contracted general activity (UDA)	8,800
Carry forward general activity (UDA)	0
18/19 Contracted orthodontic activity (UOA)	0
Carry forward orthodontic activity (UOA)	0
Baseline contract value	£258,347.85

### ACCESS\*

Patients seen in 24 months	Total	Change since previous quarter
Quarter ending March 2018	4,468	
Quarter ending June 2018	4,506	→
Quarter ending September 2018	4,533	→
Quarter ending December 2018	4,546	→
Quarter ending March 2019	4,486	↓
<b>Variance since March 2018</b>	<b>0.4%</b>	<b>→</b>



### ACTIVITY



Adjusted Scheduled Activity (UDA)		
Month	2018	2019
April	391	465
May	1,182	1,460
June	2,087	2,019
July	2,921	2,869
August	3,679	3,819
September	4,372	4,614
October	5,103	5,593
November	5,993	6,518
December	6,468	7,170
January	7,005	7,905
February	8,062	8,329
March	8,952	8,919
April	9,133	9,201
May	9,133	9,205
June	9,133	9,208

### QUALITY

	Quantity	Base Number	Contract	AT	Region	England
% of FP17s for the same patient ID Re-attending within 3 months - Children	81	1,311	6.2%	11.7%	12.3%	11.8%
% of FP17s for the same patient ID Re-attending within 3 months - Adults	725	4,777	15.2%	16.6%	15.9%	15.7%
% of FP17s for the same patient ID Re-attending between 3 & 9 months - Children	768	1,311	58.6%	58.1%	60.2%	58.9%
% of FP17s for the same patient ID Re-attending between 3 & 9 months - Adults	2,629	4,777	55.0%	51.8%	53.0%	50.8%
% of FP17s for Band 1 Urgent Courses	777	5,135	15.1%	9.7%	9.1%	9.1%
% of FP17s Relating to Free Repair or Replacements	47	5,135	0.9%	1.0%	1.0%	0.8%
% of FP17s Relating to Continuations	6	5,135	0.1%	1.1%	1.0%	0.9%
% of Patients satisfied with the dentistry they have received	2	2	N/A	93.5%	93.2%	92.5%
% of Patients satisfied with the time they had to wait for an appointment	2	2	N/A	89.3%	88.1%	87.0%

\* This is based on patients treated on this contract for their most recent course of treatment.

Figures in italics indicate the base number of FP17s or Patient Questionnaire responses are less than 100. N/A is shown where the base number of responses is less than 10 during the period. % is calculated as Quantity/Base number\*100

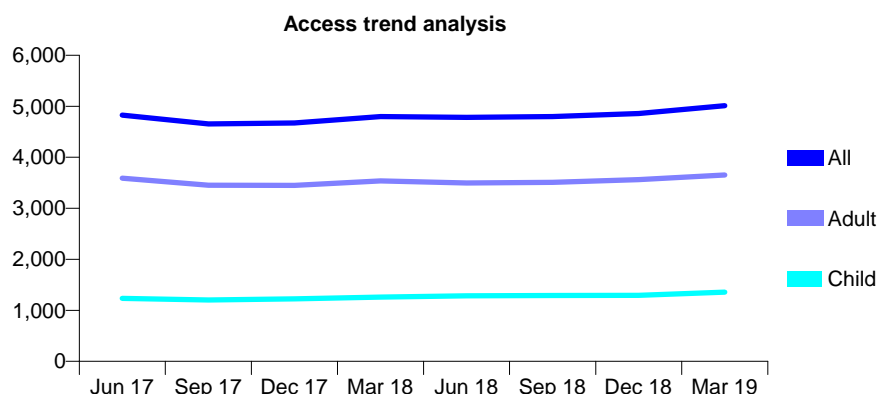
## Q44 - Vital Signs At a Glance Contract Report for 151300/0001 - Year end March 2019

Name or company name	Saltney Dental Practice
Contract type name	GDS Contract
Purpose of contract	General
Contract start date	01/04/2009
Contract end date	

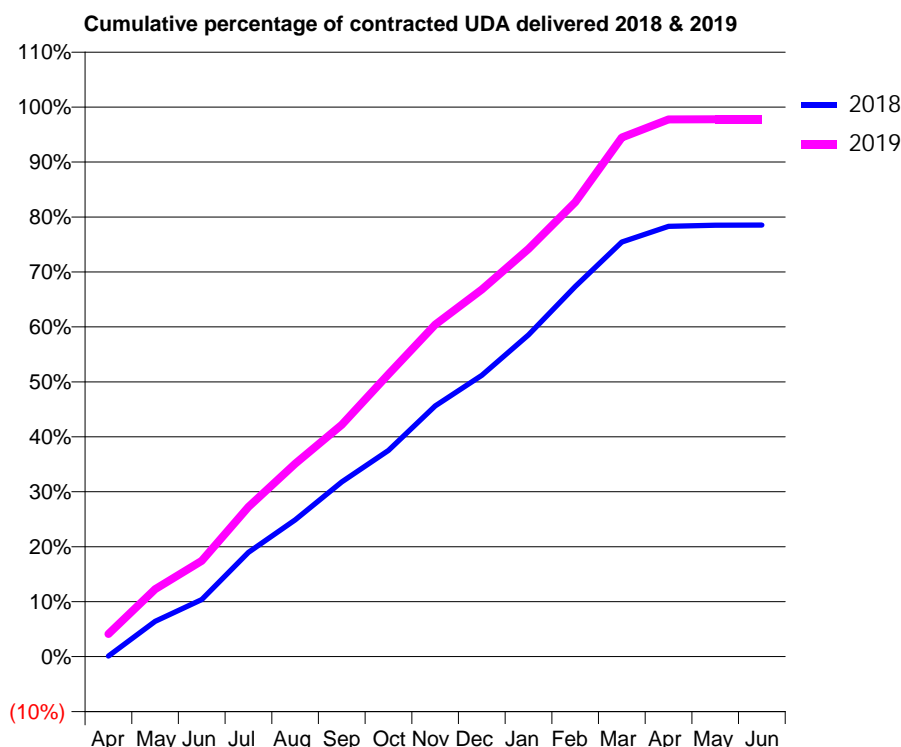
18/19 Contracted general activity (UDA)	14,000
Carry forward general activity (UDA)	0
18/19 Contracted orthodontic activity (UOA)	0
Carry forward orthodontic activity (UOA)	0
Baseline contract value	£329,644.63

### ACCESS\*

Patients seen in 24 months	Total	Change since previous quarter
Quarter ending March 2018	4,798	
Quarter ending June 2018	4,783	→
Quarter ending September 2018	4,799	→
Quarter ending December 2018	4,858	→
Quarter ending March 2019	5,011	↑
<b>Variance since March 2018</b>	<b>4.4%</b>	<b>↑</b>



### ACTIVITY



Adjusted Scheduled Activity (UDA)		
Month	2018	2019
April	14	577
May	900	1,722
June	1,452	2,442
July	2,657	3,814
August	3,485	4,914
September	4,452	5,905
October	5,254	7,192
November	6,390	8,456
December	7,166	9,352
January	8,196	10,387
February	9,430	11,578
March	10,560	13,223
April	10,962	13,684
May	10,990	13,689
June	10,991	13,689

### QUALITY

	Quantity	Base Number	Contract	AT	Region	England
% of FP17s for the same patient ID Re-attending within 3 months - Children	105	1,794	5.9%	11.7%	12.3%	11.8%
% of FP17s for the same patient ID Re-attending within 3 months - Adults	627	4,613	13.6%	16.6%	15.9%	15.7%
% of FP17s for the same patient ID Re-attending between 3 & 9 months - Children	784	1,794	43.7%	58.1%	60.2%	58.9%
% of FP17s for the same patient ID Re-attending between 3 & 9 months - Adults	1,969	4,613	42.7%	51.8%	53.0%	50.8%
% of FP17s for Band 1 Urgent Courses	793	6,384	12.4%	9.7%	9.1%	9.1%
% of FP17s Relating to Free Repair or Replacements	51	6,384	0.8%	1.0%	1.0%	0.8%
% of FP17s Relating to Continuations	7	6,384	0.1%	1.1%	1.0%	0.9%
% of Patients satisfied with the dentistry they have received	1	1	N/A	93.5%	93.2%	92.5%
% of Patients satisfied with the time they had to wait for an appointment	1	1	N/A	89.3%	88.1%	87.0%

\* This is based on patients treated on this contract for their most recent course of treatment.  
 Figures in *italics* indicate the base number of FP17s or Patient Questionnaire responses are less than 100. N/A is shown where the base number of responses is less than 10 during the period. % is calculated as Quantity/Base number\*100

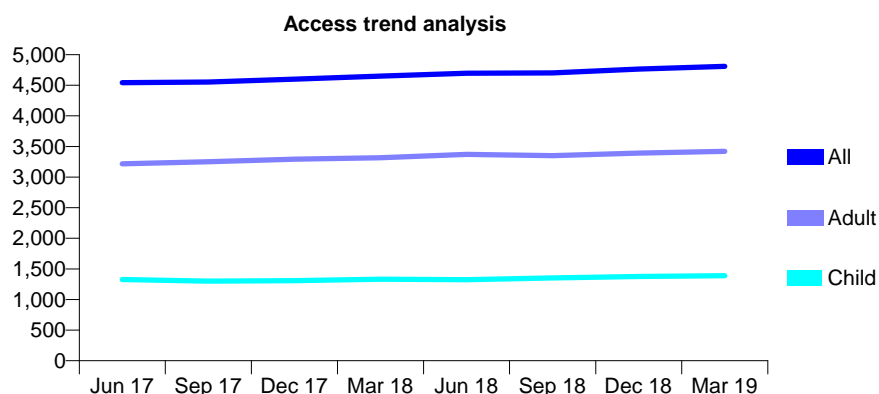
## Q44 - Vital Signs At a Glance Contract Report for 151718/0001 - Year end March 2019

Name or company name	Xeon Smiles UK Ltd
Contract type name	PDS Contract
Purpose of contract	General
Contract start date	01/04/2009
Contract end date	31/03/2020

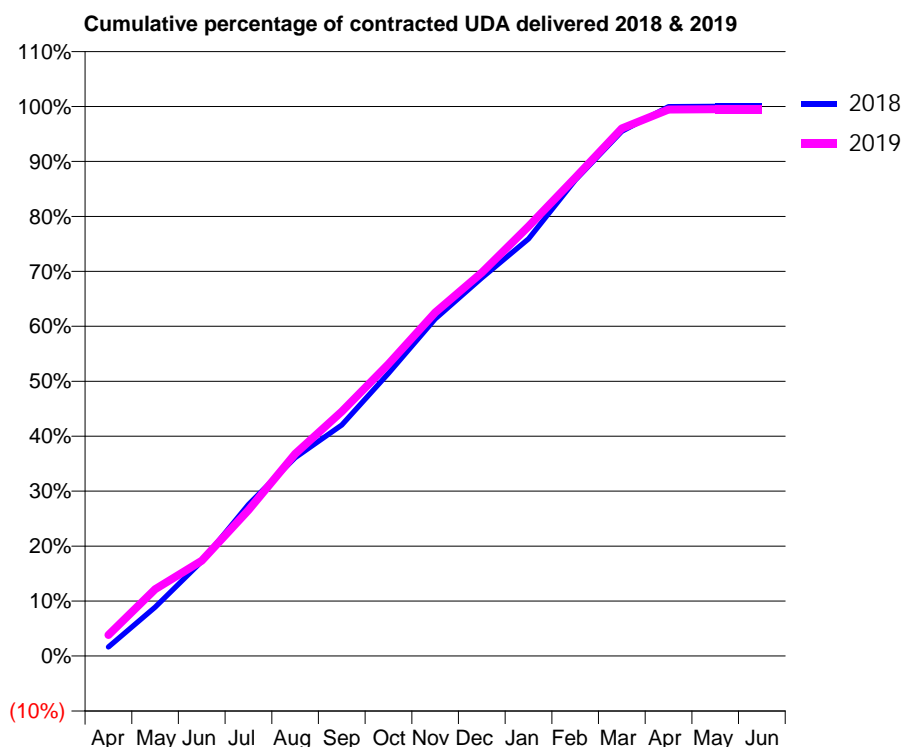
18/19 Contracted general activity (UDA)	12,000
Carry forward general activity (UDA)	0
18/19 Contracted orthodontic activity (UOA)	0
Carry forward orthodontic activity (UOA)	0
Baseline contract value	£290,985.00

### ACCESS\*

Patients seen in 24 months	Total	Change since previous quarter
Quarter ending March 2018	4,650	
Quarter ending June 2018	4,695	→
Quarter ending September 2018	4,702	→
Quarter ending December 2018	4,766	→
Quarter ending March 2019	4,810	→
<b>Variance since March 2018</b>	<b>3.4%</b>	<b>↑</b>



### ACTIVITY



Adjusted Scheduled Activity (UDA)		
Month	2018	2019
April	202	462
May	1,082	1,461
June	2,096	2,079
July	3,351	3,188
August	4,392	4,416
September	5,114	5,338
October	6,258	6,376
November	7,466	7,501
December	8,372	8,369
January	9,235	9,382
February	10,534	10,444
March	11,616	11,521
April	12,162	11,932
May	12,167	11,937
June	12,167	11,937

### QUALITY

	Quantity	Base Number	Contract	AT	Region	England
% of FP17s for the same patient ID Re-attending within 3 months - Children	148	2,082	7.1%	11.7%	12.3%	11.8%
% of FP17s for the same patient ID Re-attending within 3 months - Adults	565	4,515	12.5%	16.6%	15.9%	15.7%
% of FP17s for the same patient ID Re-attending between 3 & 9 months - Children	1,359	2,082	65.3%	58.1%	60.2%	58.9%
% of FP17s for the same patient ID Re-attending between 3 & 9 months - Adults	2,407	4,515	53.3%	51.8%	53.0%	50.8%
% of FP17s for Band 1 Urgent Courses	420	6,552	6.4%	9.7%	9.1%	9.1%
% of FP17s Relating to Free Repair or Replacements	54	6,552	0.8%	1.0%	1.0%	0.8%
% of FP17s Relating to Continuations	49	6,552	0.7%	1.1%	1.0%	0.9%
% of Patients satisfied with the dentistry they have received	2	2	N/A	93.5%	93.2%	92.5%
% of Patients satisfied with the time they had to wait for an appointment	1	2	N/A	89.3%	88.1%	87.0%

\* This is based on patients treated on this contract for their most recent course of treatment.

Figures in italics indicate the base number of FP17s or Patient Questionnaire responses are less than 100. N/A is shown where the base number of responses is less than 10 during the period. % is calculated as Quantity/Base number\*100

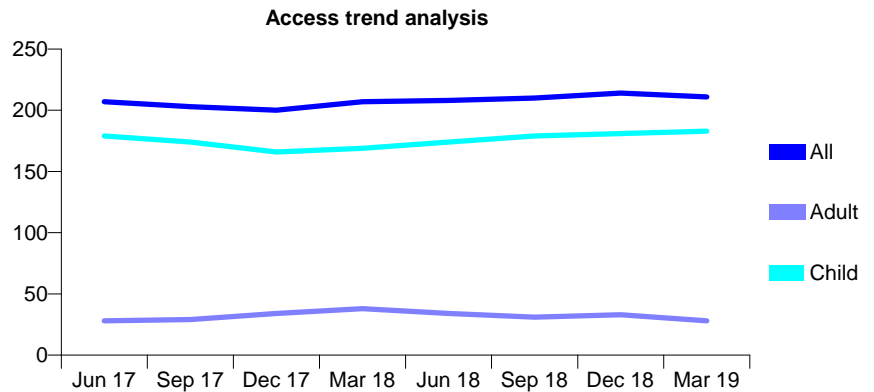
## Q44 - Vital Signs At a Glance Contract Report for 151955/0001 - Year end March 2019

Name or company name	Redcliffe Dental Practice
Contract type name	PDS Contract
Purpose of contract	General
Contract start date	01/08/2014
Contract end date	31/07/2024

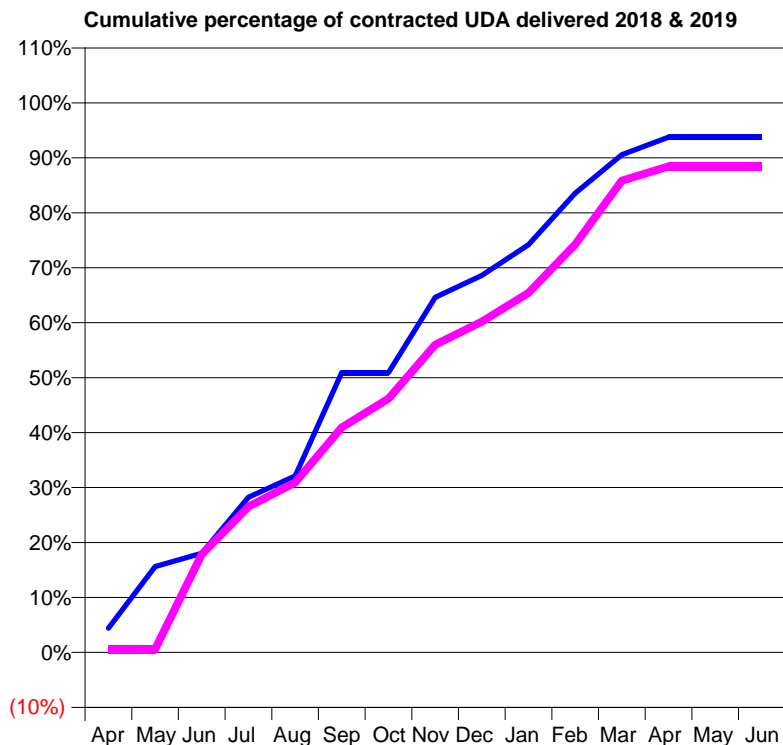
18/19 Contracted general activity (UDA)	500
Carry forward general activity (UDA)	0
18/19 Contracted orthodontic activity (UOA)	0
Carry forward orthodontic activity (UOA)	0
Baseline contract value	£13,751.29

### ACCESS\*

Patients seen in 24 months	Total	Change since previous quarter
Quarter ending March 2018	207	
Quarter ending June 2018	208	→
Quarter ending September 2018	210	→
Quarter ending December 2018	214	→
Quarter ending March 2019	211	↓
<b>Variance since March 2018</b>	<b>1.9%</b>	<b>→</b>



### ACTIVITY



Adjusted Scheduled Activity (UDA)		
Month	2018	2019
April	22	3
May	78	3
June	90	89
July	141	133
August	161	155
September	255	205
October	255	231
November	323	280
December	343	301
January	371	327
February	418	371
March	453	429
April	469	442
May	469	442
June	469	442

### QUALITY

	Quantity	Base Number	Contract	AT	Region	England
% of FP17s for the same patient ID Re-attending within 3 months - Children	29	314	9.2%	11.7%	12.3%	11.8%
% of FP17s for the same patient ID Re-attending within 3 months - Adults	3	8	37.5%	16.6%	15.9%	15.7%
% of FP17s for the same patient ID Re-attending between 3 & 9 months - Children	204	314	65.0%	58.1%	60.2%	58.9%
% of FP17s for the same patient ID Re-attending between 3 & 9 months - Adults	5	8	62.5%	51.8%	53.0%	50.8%
% of FP17s for Band 1 Urgent Courses	6	318	1.9%	9.7%	9.1%	9.1%
% of FP17s Relating to Free Repair or Replacements	0	318	0.0%	1.0%	1.0%	0.8%
% of FP17s Relating to Continuations	1	318	0.3%	1.1%	1.0%	0.9%
% of Patients satisfied with the dentistry they have received	0	0	N/A	93.5%	93.2%	92.5%
% of Patients satisfied with the time they had to wait for an appointment	0	0	N/A	89.3%	88.1%	87.0%

\* This is based on patients treated on this contract for their most recent course of treatment. Figures in italics indicate the base number of FP17s or Patient Questionnaire responses are less than 100. N/A is shown where the base number of responses is less than 10 during the period. % is calculated as Quantity/Base number\*100

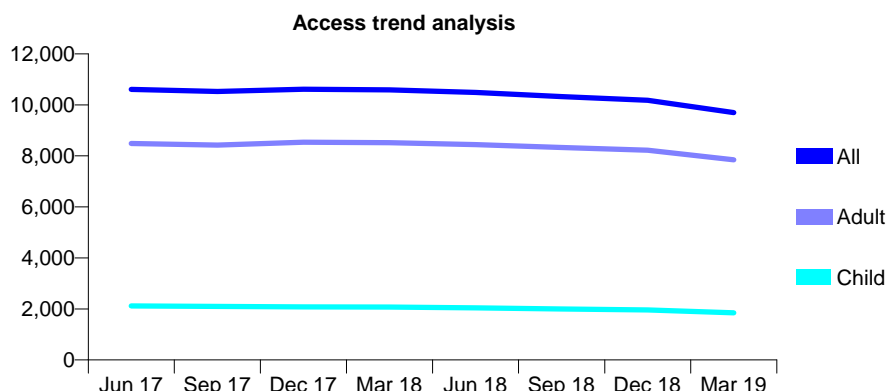
## Q44 - Vital Signs At a Glance Contract Report for 152528/0001 - Year end March 2019

Name or company name	Northgate Dental Health
Contract type name	GDS Contract
Purpose of contract	General
Contract start date	01/04/2014
Contract end date	

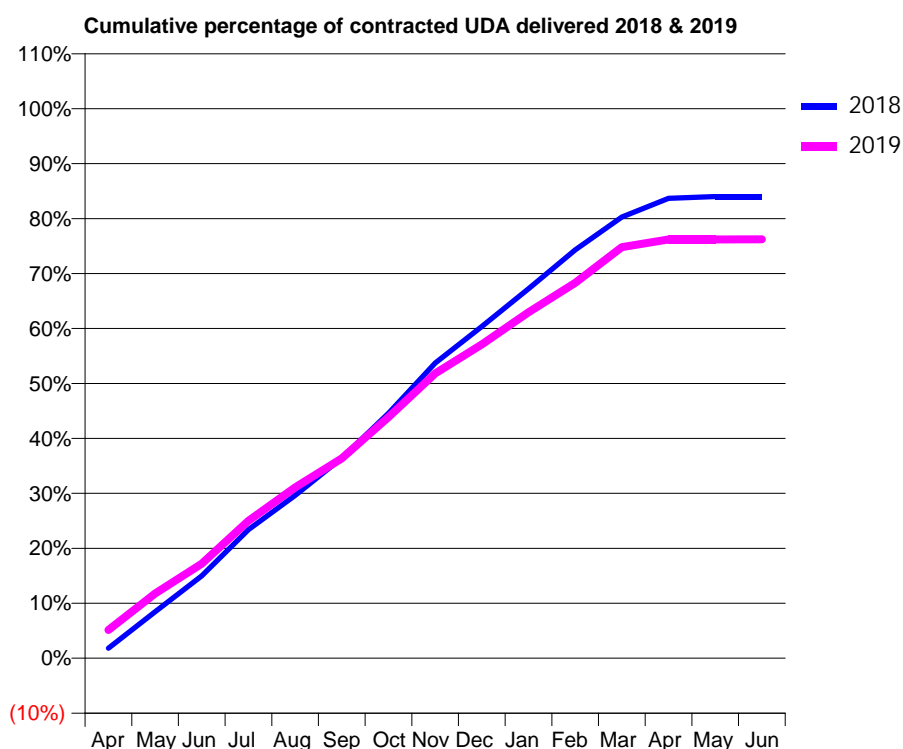
18/19 Contracted general activity (UDA)	28,330
Carry forward general activity (UDA)	0
18/19 Contracted orthodontic activity (UOA)	0
Carry forward orthodontic activity (UOA)	0
Baseline contract value	£687,021.76

### ACCESS\*

Patients seen in 24 months	Total	Change since previous quarter
Quarter ending March 2018	10,586	
Quarter ending June 2018	10,487	→
Quarter ending September 2018	10,323	↓
Quarter ending December 2018	10,185	↓
Quarter ending March 2019	9,695	↓
<b>Variance since March 2018</b>	<b>(8.4%)</b>	<b>↓</b>



### ACTIVITY



Adjusted Scheduled Activity (UDA)		
Month	2018	2019
April	516	1,463
May	2,399	3,340
June	4,247	4,872
July	6,634	7,082
August	8,399	8,813
September	10,316	10,302
October	12,626	12,436
November	15,216	14,678
December	17,098	16,173
January	19,045	17,835
February	21,044	19,349
March	22,739	21,191
April	23,711	21,589
May	23,795	21,592
June	23,795	21,595

### QUALITY

	Quantity	Base Number	Contract	AT	Region	England
% of FP17s for the same patient ID Re-attending within 3 months - Children	158	2,100	7.5%	11.7%	12.3%	11.8%
% of FP17s for the same patient ID Re-attending within 3 months - Adults	1,079	7,953	13.6%	16.6%	15.9%	15.7%
% of FP17s for the same patient ID Re-attending between 3 & 9 months - Children	786	2,100	37.4%	58.1%	60.2%	58.9%
% of FP17s for the same patient ID Re-attending between 3 & 9 months - Adults	2,513	7,953	31.6%	51.8%	53.0%	50.8%
% of FP17s for Band 1 Urgent Courses	987	9,769	10.1%	9.7%	9.1%	9.1%
% of FP17s Relating to Free Repair or Replacements	115	9,769	1.2%	1.0%	1.0%	0.8%
% of FP17s Relating to Continuations	162	9,769	1.7%	1.1%	1.0%	0.9%
% of Patients satisfied with the dentistry they have received	3	3	N/A	93.5%	93.2%	92.5%
% of Patients satisfied with the time they had to wait for an appointment	3	3	N/A	89.3%	88.1%	87.0%

\* This is based on patients treated on this contract for their most recent course of treatment.

Figures in italics indicate the base number of FP17s or Patient Questionnaire responses are less than 100. N/A is shown where the base number of responses is less than 10 during the period. % is calculated as Quantity/Base number\*100



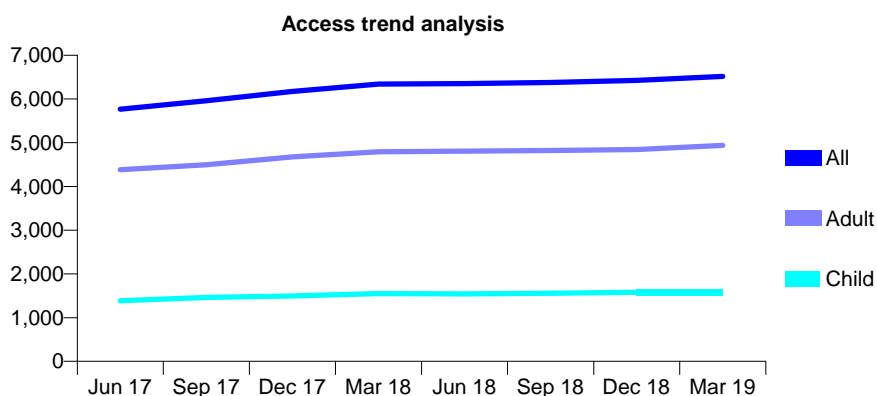
## Q44 - Vital Signs At a Glance Contract Report for 152730/0001 - Year end March 2019

Name or company name	PJS CARE LTD
Contract type name	GDS Contract
Purpose of contract	General
Contract start date	01/04/2011
Contract end date	

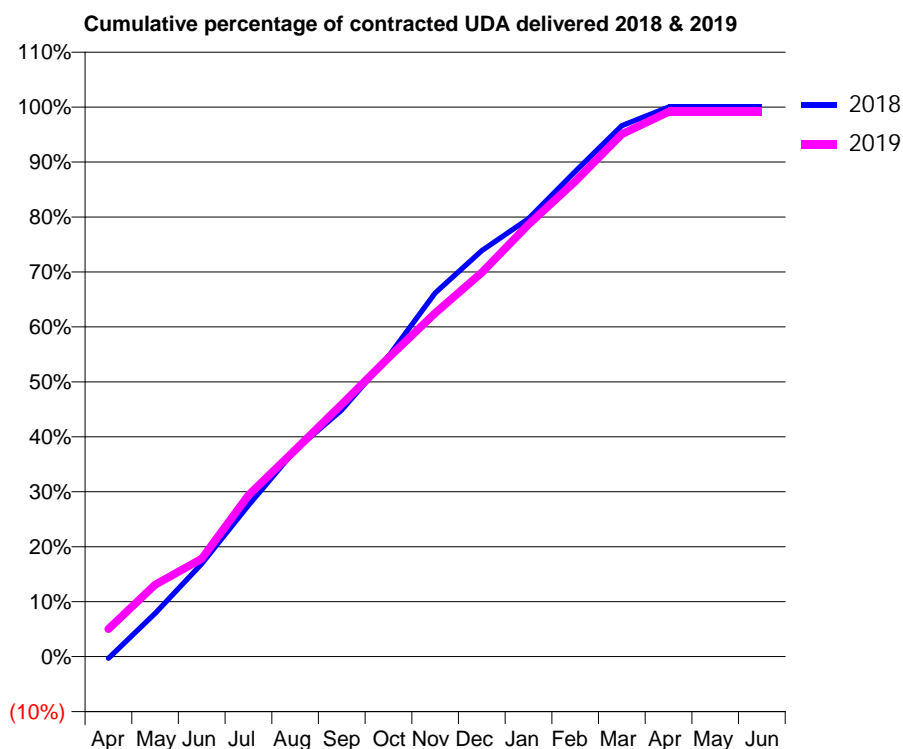
18/19 Contracted general activity (UDA)	15,554
Carry forward general activity (UDA)	0
18/19 Contracted orthodontic activity (UOA)	0
Carry forward orthodontic activity (UOA)	0
Baseline contract value	£438,285.80

### ACCESS\*

Patients seen in 24 months	Total	Change since previous quarter
Quarter ending March 2018	6,343	
Quarter ending June 2018	6,351	→
Quarter ending September 2018	6,380	→
Quarter ending December 2018	6,425	→
Quarter ending March 2019	6,517	→
<b>Variance since March 2018</b>	<b>2.7%</b>	<b>↑</b>



### ACTIVITY



Adjusted Scheduled Activity (UDA)		
Month	2018	2019
April	-52	783
May	1,243	2,035
June	2,666	2,774
July	4,341	4,568
August	5,926	5,851
September	7,079	7,138
October	8,618	8,460
November	10,437	9,725
December	11,648	10,869
January	12,563	12,232
February	13,919	13,451
March	15,234	14,785
April	15,764	15,415
May	15,765	15,417
June	15,766	15,417

### QUALITY

	Quantity	Base Number	Contract	AT	Region	England
% of FP17s for the same patient ID Re-attending within 3 months - Children	162	2,333	6.9%	11.7%	12.3%	11.8%
% of FP17s for the same patient ID Re-attending within 3 months - Adults	1,014	6,160	16.5%	16.6%	15.9%	15.7%
% of FP17s for the same patient ID Re-attending between 3 & 9 months - Children	1,449	2,333	62.1%	58.1%	60.2%	58.9%
% of FP17s for the same patient ID Re-attending between 3 & 9 months - Adults	2,787	6,160	45.2%	51.8%	53.0%	50.8%
% of FP17s for Band 1 Urgent Courses	1,110	7,868	14.1%	9.7%	9.1%	9.1%
% of FP17s Relating to Free Repair or Replacements	116	7,868	1.5%	1.0%	1.0%	0.8%
% of FP17s Relating to Continuations	60	7,868	0.8%	1.1%	1.0%	0.9%
% of Patients satisfied with the dentistry they have received	0	0	N/A	93.5%	93.2%	92.5%
% of Patients satisfied with the time they had to wait for an appointment	0	0	N/A	89.3%	88.1%	87.0%

\* This is based on patients treated on this contract for their most recent course of treatment.  
 Figures in *italics* indicate the base number of FP17s or Patient Questionnaire responses are less than 100. N/A is shown where the base number of responses is less than 10 during the period. % is calculated as Quantity/Base number\*100

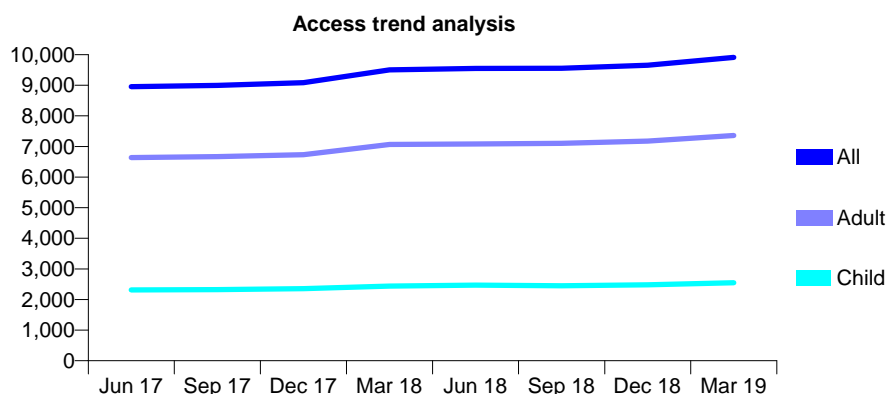
## Q44 - Vital Signs At a Glance Contract Report for 152730/0002 - Year end March 2019

Name or company name	PJS CARE LTD
Contract type name	GDS Contract
Purpose of contract	General
Contract start date	01/04/2011
Contract end date	

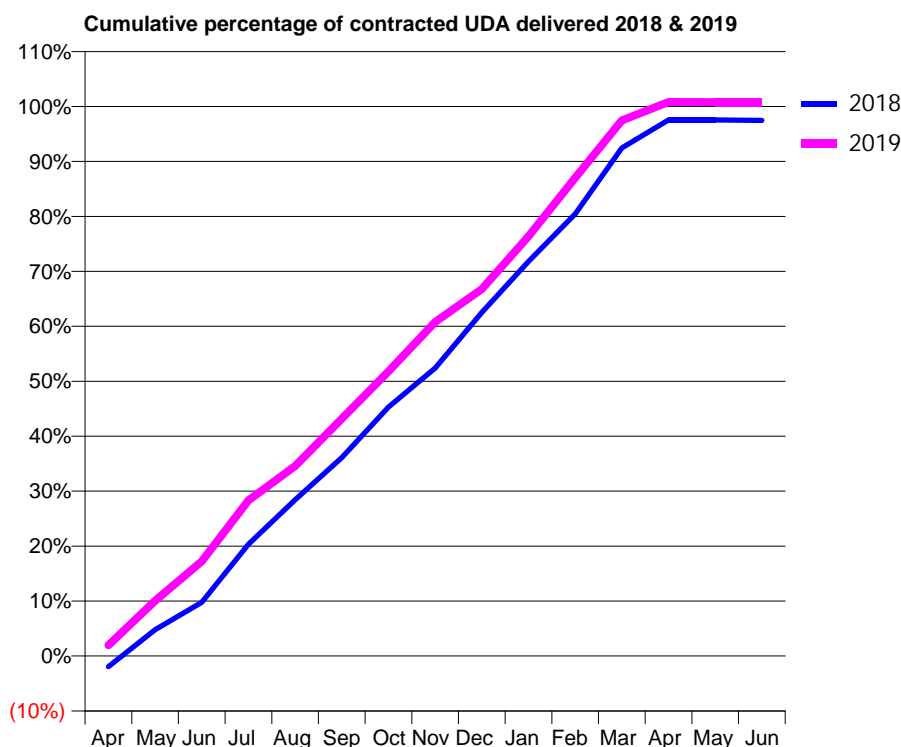
18/19 Contracted general activity (UDA)	26,924
Carry forward general activity (UDA)	679
18/19 Contracted orthodontic activity (UOA)	0
Carry forward orthodontic activity (UOA)	0
Baseline contract value	£848,742.73

### ACCESS\*

Patients seen in 24 months	Total	Change since previous quarter
Quarter ending March 2018	9,501	
Quarter ending June 2018	9,550	→
Quarter ending September 2018	9,554	→
Quarter ending December 2018	9,654	→
Quarter ending March 2019	9,912	↑
<b>Variance since March 2018</b>	<b>4.3%</b>	<b>↑</b>



### ACTIVITY



Adjusted Scheduled Activity (UDA)		
Month	2018	2019
April	-526	532
May	1,293	2,706
June	2,632	4,634
July	5,481	7,626
August	7,660	9,316
September	9,719	11,625
October	12,194	13,943
November	14,107	16,371
December	16,832	17,975
January	19,330	20,567
February	21,659	23,430
March	24,892	26,245
April	26,260	27,138
May	26,260	27,133
June	26,245	27,128

### QUALITY

	Quantity	Base Number	Contract	AT	Region	England
% of FP17s for the same patient ID Re-attending within 3 months - Children	361	3,647	9.9%	11.7%	12.3%	11.8%
% of FP17s for the same patient ID Re-attending within 3 months - Adults	1,780	9,630	18.5%	16.6%	15.9%	15.7%
% of FP17s for the same patient ID Re-attending between 3 & 9 months - Children	1,878	3,647	51.5%	58.1%	60.2%	58.9%
% of FP17s for the same patient ID Re-attending between 3 & 9 months - Adults	4,048	9,630	42.0%	51.8%	53.0%	50.8%
% of FP17s for Band 1 Urgent Courses	1,732	12,516	13.8%	9.7%	9.1%	9.1%
% of FP17s Relating to Free Repair or Replacements	87	12,516	0.7%	1.0%	1.0%	0.8%
% of FP17s Relating to Continuations	75	12,516	0.6%	1.1%	1.0%	0.9%
% of Patients satisfied with the dentistry they have received	4	6	N/A	93.5%	93.2%	92.5%
% of Patients satisfied with the time they had to wait for an appointment	6	6	N/A	89.3%	88.1%	87.0%

\* This is based on patients treated on this contract for their most recent course of treatment.

Figures in italics indicate the base number of FP17s or Patient Questionnaire responses are less than 100. N/A is shown where the base number of responses is less than 10 during the period. % is calculated as Quantity/Base number\*100

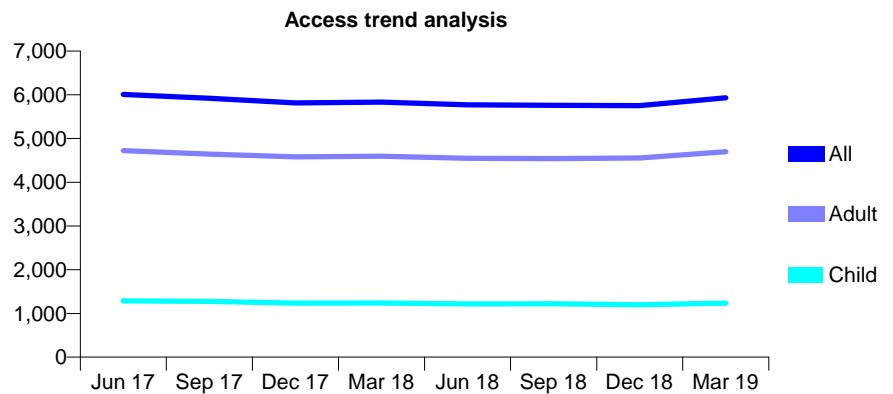
## Q44 - Vital Signs At a Glance Contract Report for 156558/0001 - Year end March 2019

Name or company name	Wentworth Practice Ltd
Contract type name	GDS Contract
Purpose of contract	General
Contract start date	12/07/2008
Contract end date	

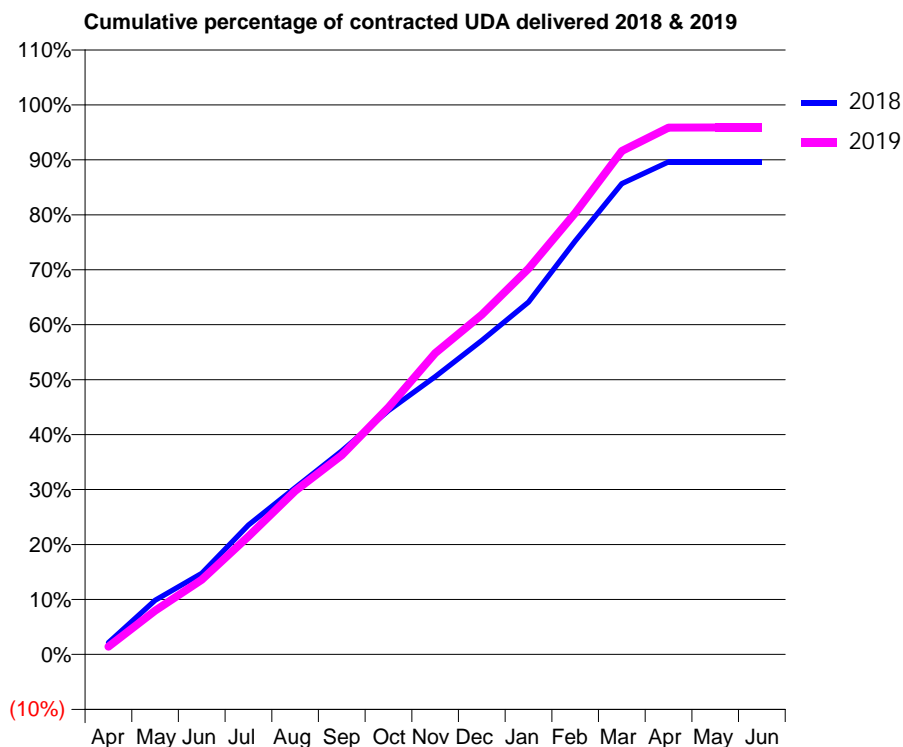
18/19 Contracted general activity (UDA)	17,605
Carry forward general activity (UDA)	0
18/19 Contracted orthodontic activity (UOA)	0
Carry forward orthodontic activity (UOA)	0
Baseline contract value	£470,283.28

### ACCESS\*

Patients seen in 24 months	Total	Change since previous quarter
Quarter ending March 2018	5,833	
Quarter ending June 2018	5,768	↓
Quarter ending September 2018	5,761	→
Quarter ending December 2018	5,752	→
Quarter ending March 2019	5,932	↑
<b>Variance since March 2018</b>	<b>1.7%</b>	<b>→</b>



### ACTIVITY



Adjusted Scheduled Activity (UDA)		
Month	2018	2019
April	378	249
May	1,739	1,405
June	2,596	2,395
July	4,146	3,783
August	5,344	5,234
September	6,519	6,381
October	7,813	7,913
November	8,897	9,653
December	10,059	10,884
January	11,285	12,359
February	13,247	14,145
March	15,085	16,125
April	15,780	16,879
May	15,780	16,880
June	15,780	16,880

### QUALITY

	Quantity	Base Number	Contract	AT	Region	England
% of FP17s for the same patient ID Re-attending within 3 months - Children	98	1,808	5.4%	11.7%	12.3%	11.8%
% of FP17s for the same patient ID Re-attending within 3 months - Adults	1,222	7,270	16.8%	16.6%	15.9%	15.7%
% of FP17s for the same patient ID Re-attending between 3 & 9 months - Children	997	1,808	55.1%	58.1%	60.2%	58.9%
% of FP17s for the same patient ID Re-attending between 3 & 9 months - Adults	3,901	7,270	53.7%	51.8%	53.0%	50.8%
% of FP17s for Band 1 Urgent Courses	759	9,046	8.4%	9.7%	9.1%	9.1%
% of FP17s Relating to Free Repair or Replacements	103	9,046	1.1%	1.0%	1.0%	0.8%
% of FP17s Relating to Continuations	201	9,046	2.2%	1.1%	1.0%	0.9%
% of Patients satisfied with the dentistry they have received	7	8	N/A	93.5%	93.2%	92.5%
% of Patients satisfied with the time they had to wait for an appointment	8	8	N/A	89.3%	88.1%	87.0%

\* This is based on patients treated on this contract for their most recent course of treatment. Figures in italics indicate the base number of FP17s or Patient Questionnaire responses are less than 100. N/A is shown where the base number of responses is less than 10 during the period. % is calculated as Quantity/Base number\*100

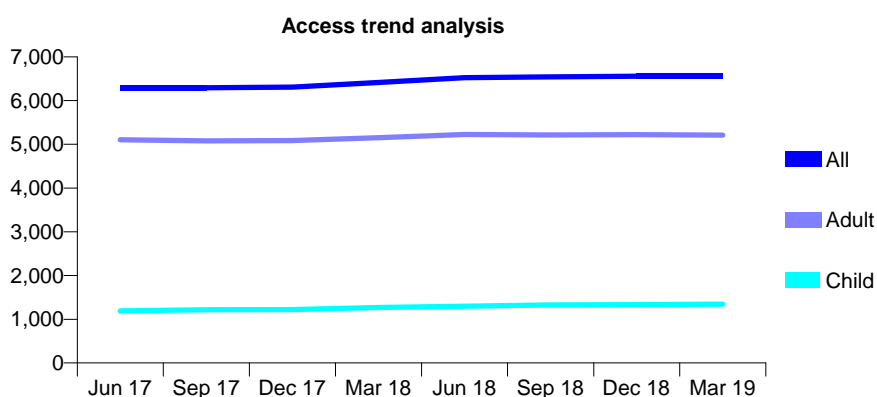
## Q44 - Vital Signs At a Glance Contract Report for 156647/0001 - Year end March 2019

Name or company name	Hosside Dental Partnership
Contract type name	GDS Contract
Purpose of contract	General
Contract start date	26/04/2013
Contract end date	

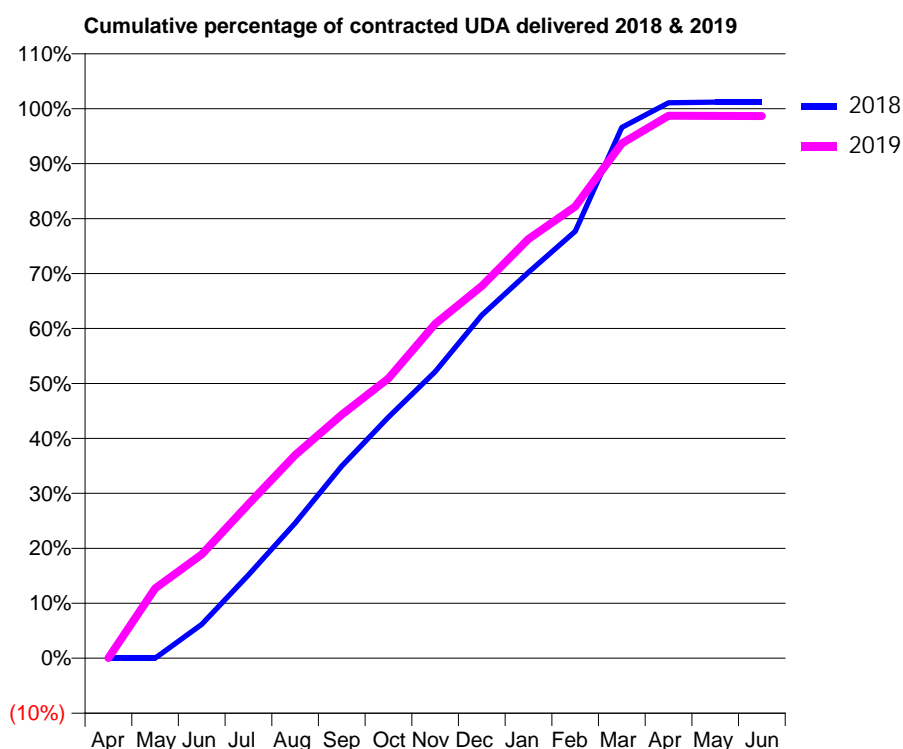
18/19 Contracted general activity (UDA)	19,498
Carry forward general activity (UDA)	0
18/19 Contracted orthodontic activity (UOA)	0
Carry forward orthodontic activity (UOA)	0
Baseline contract value	£542,634.71

### ACCESS\*

Patients seen in 24 months	Total	Change since previous quarter
Quarter ending March 2018	6,415	
Quarter ending June 2018	6,524	→
Quarter ending September 2018	6,540	→
Quarter ending December 2018	6,556	→
Quarter ending March 2019	6,557	→
<b>Variance since March 2018</b>	<b>2.2%</b>	<b>↑</b>



### ACTIVITY



Adjusted Scheduled Activity (UDA)		
Month	2018	2019
April	0	5
May	0	2,483
June	1,212	3,685
July	2,968	5,469
August	4,822	7,209
September	6,849	8,642
October	8,598	9,929
November	10,217	11,864
December	12,233	13,205
January	13,765	14,873
February	15,225	16,027
March	18,929	18,259
April	19,809	19,246
May	19,830	19,241
June	19,830	19,238

### QUALITY

	Quantity	Base Number	Contract	AT	Region	England
% of FP17s for the same patient ID Re-attending within 3 months - Children	113	2,214	5.1%	11.7%	12.3%	11.8%
% of FP17s for the same patient ID Re-attending within 3 months - Adults	938	8,142	11.5%	16.6%	15.9%	15.7%
% of FP17s for the same patient ID Re-attending between 3 & 9 months - Children	1,553	2,214	70.1%	58.1%	60.2%	58.9%
% of FP17s for the same patient ID Re-attending between 3 & 9 months - Adults	5,338	8,142	65.6%	51.8%	53.0%	50.8%
% of FP17s for Band 1 Urgent Courses	697	9,563	7.3%	9.7%	9.1%	9.1%
% of FP17s Relating to Free Repair or Replacements	81	9,563	0.8%	1.0%	1.0%	0.8%
% of FP17s Relating to Continuations	74	9,563	0.8%	1.1%	1.0%	0.9%
% of Patients satisfied with the dentistry they have received	4	5	N/A	93.5%	93.2%	92.5%
% of Patients satisfied with the time they had to wait for an appointment	4	5	N/A	89.3%	88.1%	87.0%

\* This is based on patients treated on this contract for their most recent course of treatment.

Figures in italics indicate the base number of FP17s or Patient Questionnaire responses are less than 100. N/A is shown where the base number of responses is less than 10 during the period. % is calculated as Quantity/Base number\*100

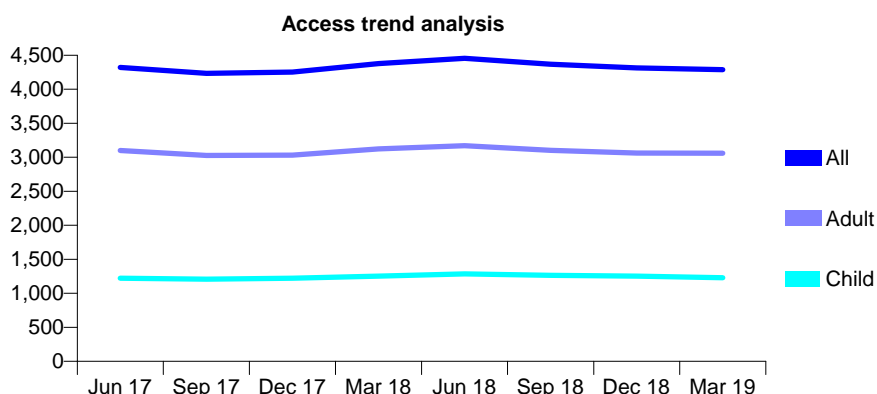
## Q44 - Vital Signs At a Glance Contract Report for 157384/0001 - Year end March 2019

Name or company name	Fearnhead Dental Surgery
Contract type name	GDS Contract
Purpose of contract	General
Contract start date	01/11/2011
Contract end date	

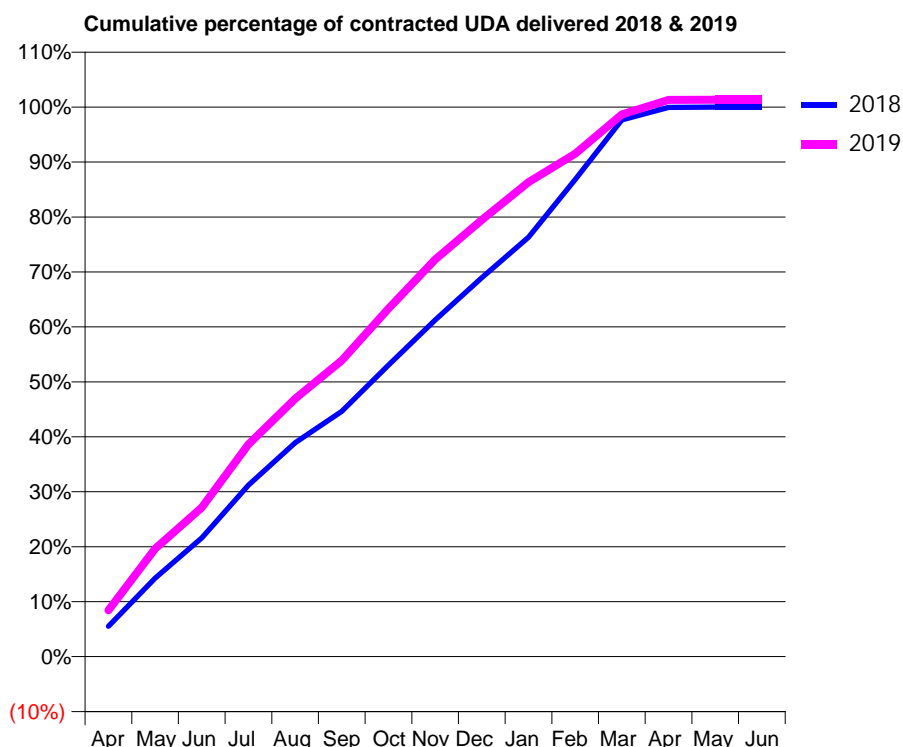
18/19 Contracted general activity (UDA)	12,385
Carry forward general activity (UDA)	0
18/19 Contracted orthodontic activity (UOA)	0
Carry forward orthodontic activity (UOA)	0
Baseline contract value	£383,061.13

### ACCESS\*

Patients seen in 24 months	Total	Change since previous quarter
Quarter ending March 2018	4,378	
Quarter ending June 2018	4,456	→
Quarter ending September 2018	4,368	↓
Quarter ending December 2018	4,315	↓
Quarter ending March 2019	4,289	→
<b>Variance since March 2018</b>	<b>(2.0%)</b>	<b>↓</b>



### ACTIVITY



Month	Adjusted Scheduled Activity (UDA)	
	2018	2019
April	689	1,043
May	1,786	2,432
June	2,698	3,363
July	3,900	4,785
August	4,861	5,813
September	5,578	6,674
October	6,631	7,843
November	7,654	8,950
December	8,614	9,842
January	9,535	10,693
February	10,849	11,335
March	12,203	12,217
April	12,484	12,547
May	12,494	12,549
June	12,494	12,549

### QUALITY

	Quantity	Base Number	Contract	AT	Region	England
% of FP17s for the same patient ID Re-attending within 3 months - Children	151	1,610	9.4%	11.7%	12.3%	11.8%
% of FP17s for the same patient ID Re-attending within 3 months - Adults	542	3,883	14.0%	16.6%	15.9%	15.7%
% of FP17s for the same patient ID Re-attending between 3 & 9 months - Children	787	1,610	48.9%	58.1%	60.2%	58.9%
% of FP17s for the same patient ID Re-attending between 3 & 9 months - Adults	1,965	3,883	50.6%	51.8%	53.0%	50.8%
% of FP17s for Band 1 Urgent Courses	483	5,520	8.8%	9.7%	9.1%	9.1%
% of FP17s Relating to Free Repair or Replacements	74	5,520	1.3%	1.0%	1.0%	0.8%
% of FP17s Relating to Continuations	91	5,520	1.6%	1.1%	1.0%	0.9%
% of Patients satisfied with the dentistry they have received	5	5	N/A	93.5%	93.2%	92.5%
% of Patients satisfied with the time they had to wait for an appointment	4	5	N/A	89.3%	88.1%	87.0%

\* This is based on patients treated on this contract for their most recent course of treatment.  
 Figures in italics indicate the base number of FP17s or Patient Questionnaire responses are less than 100. N/A is shown where the base number of responses is less than 10 during the period. % is calculated as Quantity/Base number\*100

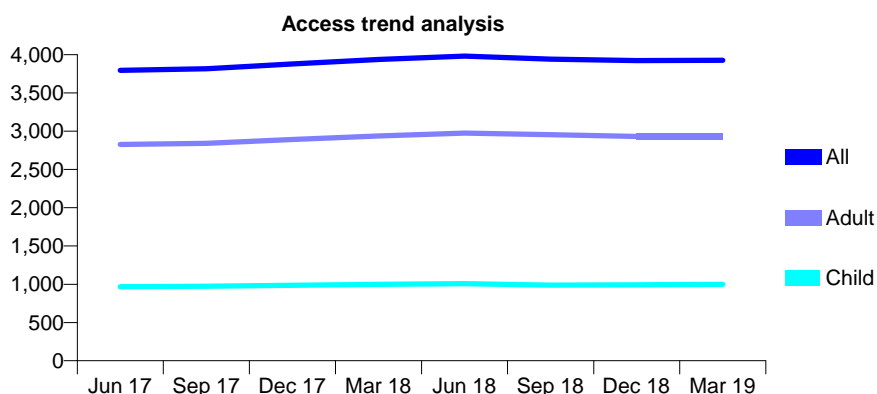
## Q44 - Vital Signs At a Glance Contract Report for 158712/0001 - Year end March 2019

Name or company name	Bollington Dental Practice Limited
Contract type name	GDS Contract
Purpose of contract	General
Contract start date	01/10/2014
Contract end date	

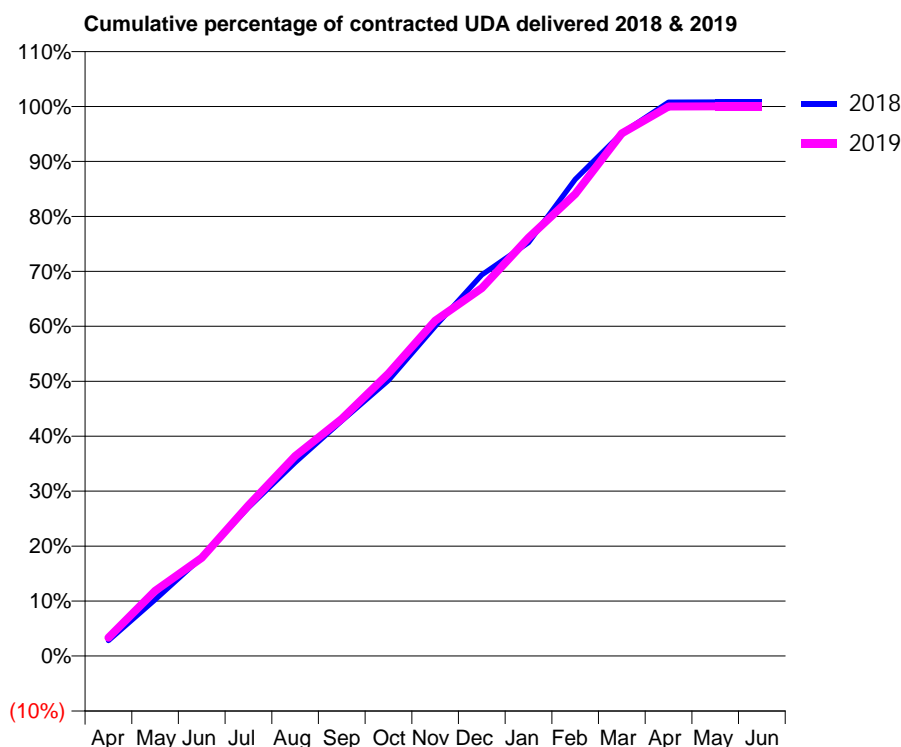
18/19 Contracted general activity (UDA)	8,980
Carry forward general activity (UDA)	0
18/19 Contracted orthodontic activity (UOA)	0
Carry forward orthodontic activity (UOA)	0
Baseline contract value	£286,039.11

### ACCESS\*

Patients seen in 24 months	Total	Change since previous quarter
Quarter ending March 2018	3,938	
Quarter ending June 2018	3,981	→
Quarter ending September 2018	3,941	↓
Quarter ending December 2018	3,922	→
Quarter ending March 2019	3,928	→
<b>Variance since March 2018</b>	<b>(0.3%)</b>	<b>→</b>



### ACTIVITY



Adjusted Scheduled Activity (UDA)		
Month	2018	2019
April	253	300
May	924	1,066
June	1,612	1,605
July	2,431	2,461
August	3,166	3,267
September	3,845	3,872
October	4,510	4,616
November	5,392	5,479
December	6,231	6,012
January	6,761	6,835
February	7,796	7,549
March	8,551	8,538
April	9,057	8,980
May	9,059	8,982
June	9,059	8,981

### QUALITY

	Quantity	Base Number	Contract	AT	Region	England
% of FP17s for the same patient ID Re-attending within 3 months - Children	99	1,485	6.7%	11.7%	12.3%	11.8%
% of FP17s for the same patient ID Re-attending within 3 months - Adults	528	3,385	15.6%	16.6%	15.9%	15.7%
% of FP17s for the same patient ID Re-attending between 3 & 9 months - Children	858	1,485	57.8%	58.1%	60.2%	58.9%
% of FP17s for the same patient ID Re-attending between 3 & 9 months - Adults	838	3,385	24.8%	51.8%	53.0%	50.8%
% of FP17s for Band 1 Urgent Courses	584	4,815	12.1%	9.7%	9.1%	9.1%
% of FP17s Relating to Free Repair or Replacements	34	4,815	0.7%	1.0%	1.0%	0.8%
% of FP17s Relating to Continuations	41	4,815	0.9%	1.1%	1.0%	0.9%
% of Patients satisfied with the dentistry they have received	3	3	N/A	93.5%	93.2%	92.5%
% of Patients satisfied with the time they had to wait for an appointment	3	3	N/A	89.3%	88.1%	87.0%

\* This is based on patients treated on this contract for their most recent course of treatment.

Figures in italics indicate the base number of FP17s or Patient Questionnaire responses are less than 100. N/A is shown where the base number of responses is less than 10 during the period. % is calculated as Quantity/Base number\*100

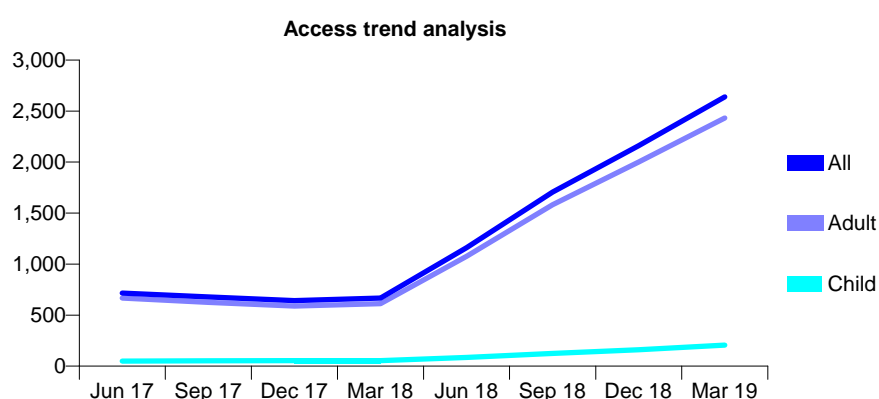
## Q44 - Vital Signs At a Glance Contract Report for 160059/0014 - Year end March 2019

Name or company name	REVIVE DENTAL CARE LIMITED
Contract type name	PDS Contract
Purpose of contract	General
Contract start date	01/04/2015
Contract end date	31/03/2020

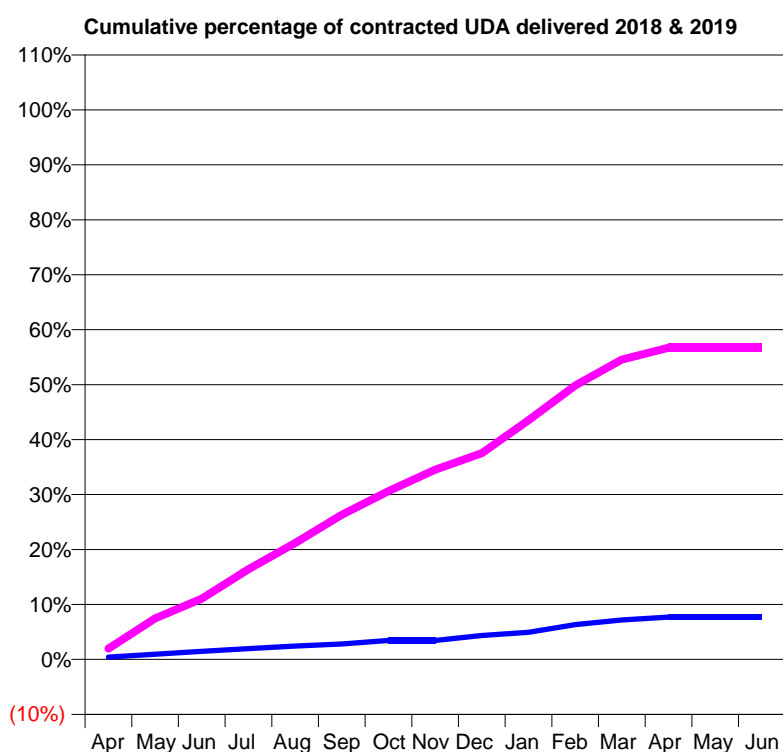
18/19 Contracted general activity (UDA)	15,000
Carry forward general activity (UDA)	0
18/19 Contracted orthodontic activity (UOA)	0
Carry forward orthodontic activity (UOA)	0
Baseline contract value	£408,832.52

### ACCESS\*

Patients seen in 24 months	Total	Change since previous quarter
Quarter ending March 2018	667	
Quarter ending June 2018	1,162	↑
Quarter ending September 2018	1,707	↑
Quarter ending December 2018	2,161	↑
Quarter ending March 2019	2,638	↑
<b>Variance since March 2018</b>	<b>295.5%</b>	<b>↑</b>



### ACTIVITY



Adjusted Scheduled Activity (UDA)		
Month	2018	2019
April	64	296
May	143	1,118
June	220	1,660
July	298	2,461
August	365	3,179
September	421	3,949
October	518	4,592
November	518	5,179
December	654	5,628
January	740	6,530
February	953	7,474
March	1,076	8,184
April	1,157	8,510
May	1,157	8,510
June	1,157	8,510

### QUALITY

	Quantity	Base Number	Contract	AT	Region	England
% of FP17s for the same patient ID Re-attending within 3 months - Children	7	760	0.9%	11.7%	12.3%	11.8%
% of FP17s for the same patient ID Re-attending within 3 months - Adults	108	6,156	1.8%	16.6%	15.9%	15.7%
% of FP17s for the same patient ID Re-attending between 3 & 9 months - Children	2	760	0.3%	58.1%	60.2%	58.9%
% of FP17s for the same patient ID Re-attending between 3 & 9 months - Adults	28	6,156	0.5%	51.8%	53.0%	50.8%
% of FP17s for Band 1 Urgent Courses	7,140	7,143	100.0%	9.7%	9.1%	9.1%
% of FP17s Relating to Free Repair or Replacements	0	7,143	0.0%	1.0%	1.0%	0.8%
% of FP17s Relating to Continuations	0	7,143	0.0%	1.1%	1.0%	0.9%
% of Patients satisfied with the dentistry they have received	4	4	N/A	93.5%	93.2%	92.5%
% of Patients satisfied with the time they had to wait for an appointment	3	4	N/A	89.3%	88.1%	87.0%

\* This is based on patients treated on this contract for their most recent course of treatment. Figures in italics indicate the base number of FP17s or Patient Questionnaire responses are less than 100. N/A is shown where the base number of responses is less than 10 during the period. % is calculated as Quantity/Base number\*100



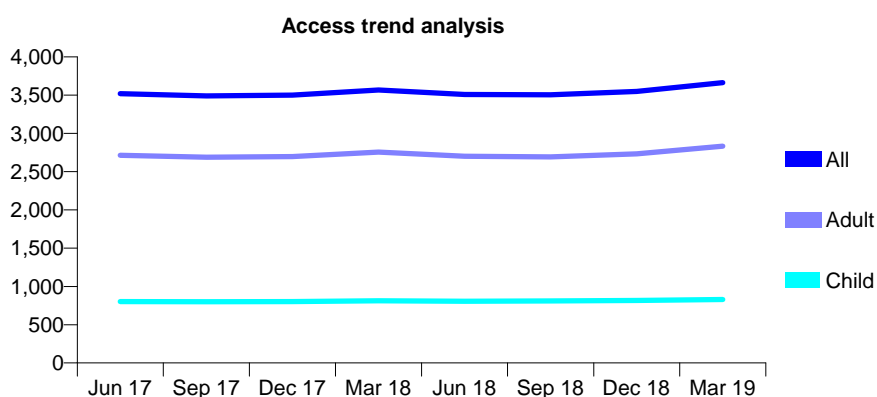
## Q44 - Vital Signs At a Glance Contract Report for 160075/0001 - Year end March 2019

Name or company name	Arrowe Park Dental Practice
Contract type name	GDS Contract
Purpose of contract	General
Contract start date	01/11/2012
Contract end date	

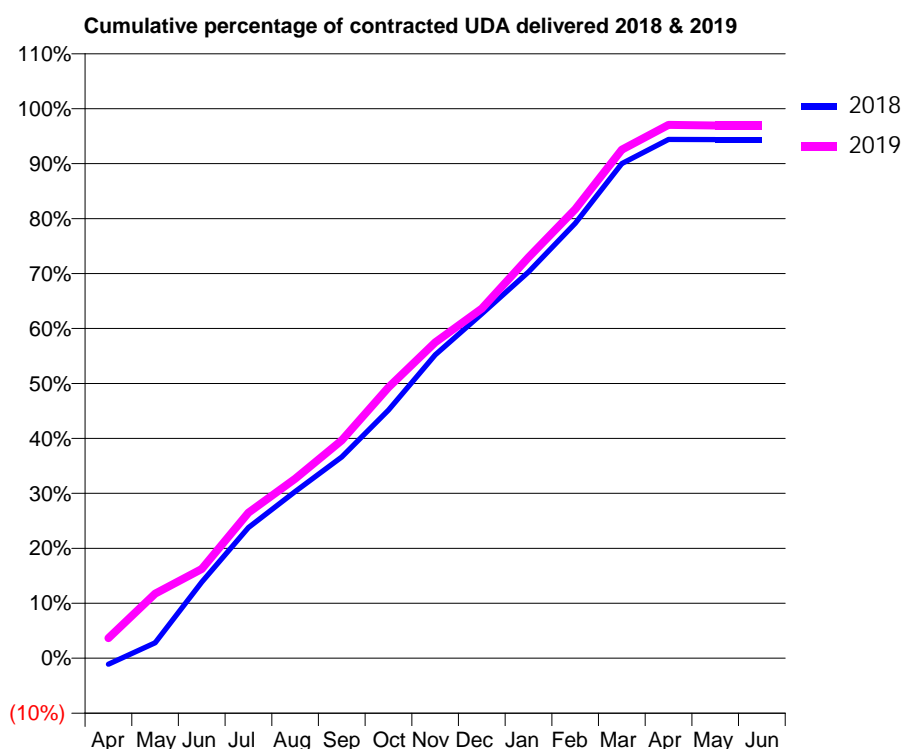
18/19 Contracted general activity (UDA)	13,875
Carry forward general activity (UDA)	0
18/19 Contracted orthodontic activity (UOA)	0
Carry forward orthodontic activity (UOA)	0
Baseline contract value	£412,154.78

### ACCESS\*

Patients seen in 24 months	Total	Change since previous quarter
Quarter ending March 2018	3,567	
Quarter ending June 2018	3,507	↓
Quarter ending September 2018	3,505	→
Quarter ending December 2018	3,548	→
Quarter ending March 2019	3,662	↑
<b>Variance since March 2018</b>	<b>2.7%</b>	<b>↑</b>



### ACTIVITY



Adjusted Scheduled Activity (UDA)		
Month	2018	2019
April	-155	505
May	392	1,633
June	1,920	2,254
July	3,299	3,676
August	4,210	4,535
September	5,084	5,499
October	6,264	6,841
November	7,659	7,975
December	8,690	8,827
January	9,751	10,121
February	10,982	11,335
March	12,486	12,840
April	13,098	13,465
May	13,094	13,449
June	13,093	13,448

### QUALITY

	Quantity	Base Number	Contract	AT	Region	England
% of FP17s for the same patient ID Re-attending within 3 months - Children	95	1,167	8.1%	11.7%	12.3%	11.8%
% of FP17s for the same patient ID Re-attending within 3 months - Adults	794	4,226	18.8%	16.6%	15.9%	15.7%
% of FP17s for the same patient ID Re-attending between 3 & 9 months - Children	643	1,167	55.1%	58.1%	60.2%	58.9%
% of FP17s for the same patient ID Re-attending between 3 & 9 months - Adults	2,336	4,226	55.3%	51.8%	53.0%	50.8%
% of FP17s for Band 1 Urgent Courses	270	5,342	5.1%	9.7%	9.1%	9.1%
% of FP17s Relating to Free Repair or Replacements	174	5,342	3.3%	1.0%	1.0%	0.8%
% of FP17s Relating to Continuations	74	5,342	1.4%	1.1%	1.0%	0.9%
% of Patients satisfied with the dentistry they have received	2	2	N/A	93.5%	93.2%	92.5%
% of Patients satisfied with the time they had to wait for an appointment	2	2	N/A	89.3%	88.1%	87.0%

\* This is based on patients treated on this contract for their most recent course of treatment. Figures in italics indicate the base number of FP17s or Patient Questionnaire responses are less than 100. N/A is shown where the base number of responses is less than 10 during the period. % is calculated as Quantity/Base number\*100

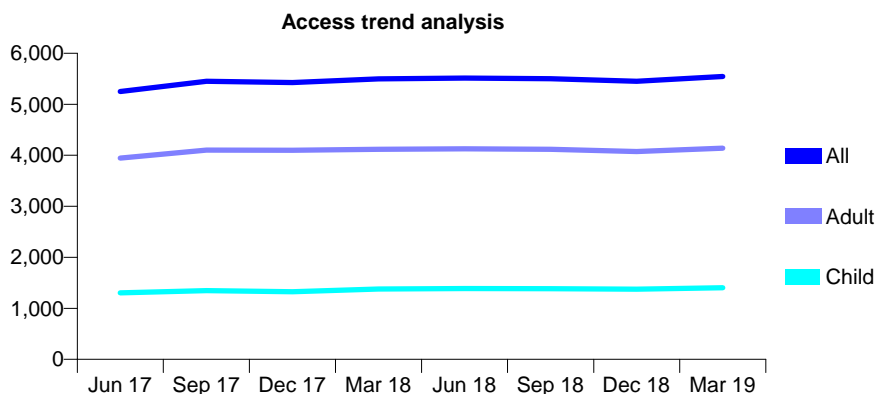
## Q44 - Vital Signs At a Glance Contract Report for 160849/0001 - Year end March 2019

Name or company name	Abbotts and Ward
Contract type name	GDS Contract
Purpose of contract	General
Contract start date	01/05/2013
Contract end date	

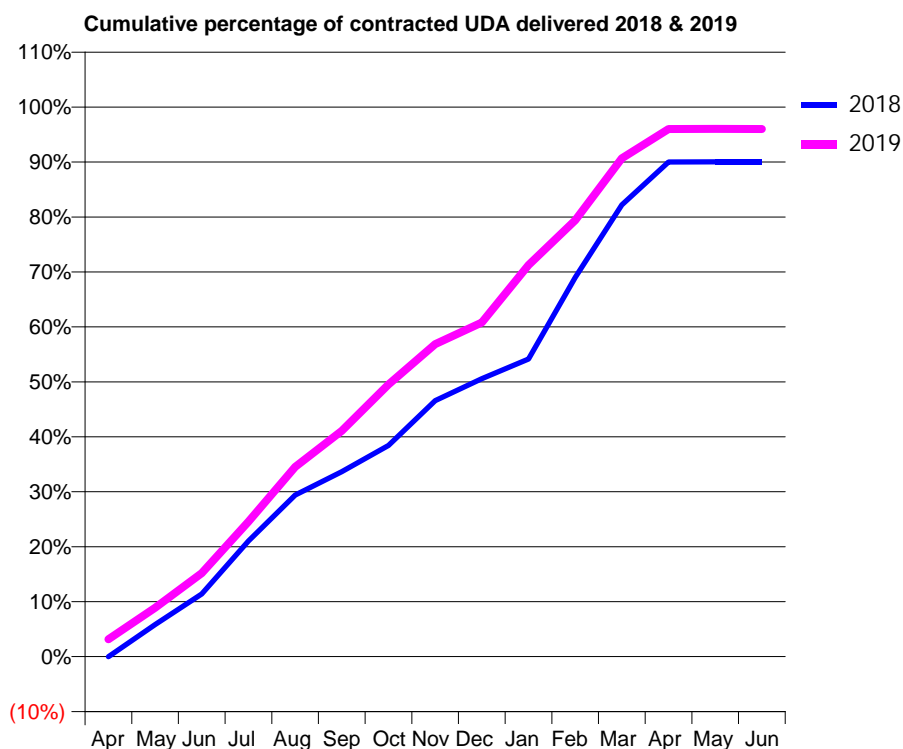
18/19 Contracted general activity (UDA)	17,000
Carry forward general activity (UDA)	0
18/19 Contracted orthodontic activity (UOA)	0
Carry forward orthodontic activity (UOA)	0
Baseline contract value	£417,172.15

### ACCESS\*

Patients seen in 24 months	Total	Change since previous quarter
Quarter ending March 2018	5,497	
Quarter ending June 2018	5,515	→
Quarter ending September 2018	5,501	→
Quarter ending December 2018	5,452	→
Quarter ending March 2019	5,545	→
<b>Variance since March 2018</b>	<b>0.9%</b>	<b>→</b>



### ACTIVITY



Adjusted Scheduled Activity (UDA)		
Month	2018	2019
April	-6	537
May	990	1,512
June	1,942	2,580
July	3,579	4,178
August	4,997	5,867
September	5,719	6,982
October	6,531	8,417
November	7,920	9,666
December	8,598	10,338
January	9,206	12,114
February	11,730	13,496
March	13,974	15,415
April	15,301	16,321
May	15,303	16,325
June	15,304	16,316

### QUALITY

	Quantity	Base Number	Contract	AT	Region	England
% of FP17s for the same patient ID Re-attending within 3 months - Children	243	2,399	10.1%	11.7%	12.3%	11.8%
% of FP17s for the same patient ID Re-attending within 3 months - Adults	1,015	5,552	18.3%	16.6%	15.9%	15.7%
% of FP17s for the same patient ID Re-attending between 3 & 9 months - Children	1,586	2,399	66.1%	58.1%	60.2%	58.9%
% of FP17s for the same patient ID Re-attending between 3 & 9 months - Adults	3,180	5,552	57.3%	51.8%	53.0%	50.8%
% of FP17s for Band 1 Urgent Courses	699	7,893	8.9%	9.7%	9.1%	9.1%
% of FP17s Relating to Free Repair or Replacements	94	7,893	1.2%	1.0%	1.0%	0.8%
% of FP17s Relating to Continuations	60	7,893	0.8%	1.1%	1.0%	0.9%
% of Patients satisfied with the dentistry they have received	0	0	N/A	93.5%	93.2%	92.5%
% of Patients satisfied with the time they had to wait for an appointment	0	0	N/A	89.3%	88.1%	87.0%

\* This is based on patients treated on this contract for their most recent course of treatment.

Figures in *italics* indicate the base number of FP17s or Patient Questionnaire responses are less than 100. N/A is shown where the base number of responses is less than 10 during the period. % is calculated as Quantity/Base number\*100

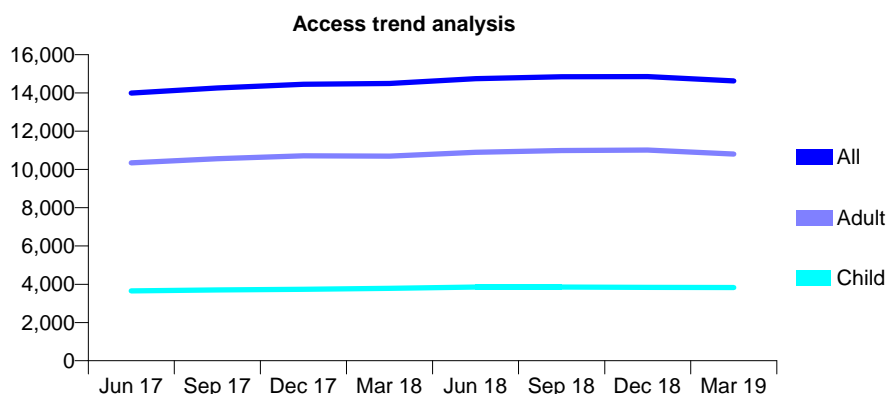
## Q44 - Vital Signs At a Glance Contract Report for 161152/0001 - Year end March 2019

Name or company name	Martins Lane Dental Practice
Contract type name	GDS Contract
Purpose of contract	General
Contract start date	01/01/2015
Contract end date	

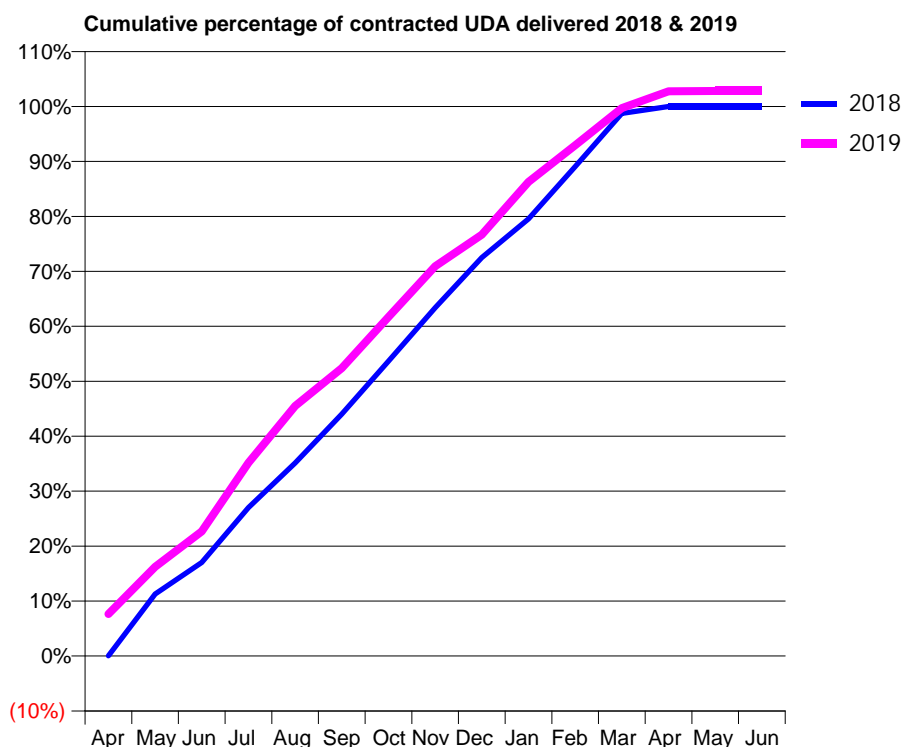
18/19 Contracted general activity (UDA)	40,962
Carry forward general activity (UDA)	0
18/19 Contracted orthodontic activity (UOA)	0
Carry forward orthodontic activity (UOA)	0
Baseline contract value	£1,291,251.69

### ACCESS\*

Patients seen in 24 months	Total	Change since previous quarter
Quarter ending March 2018	14,492	
Quarter ending June 2018	14,747	→
Quarter ending September 2018	14,845	→
Quarter ending December 2018	14,854	→
Quarter ending March 2019	14,632	↓
<b>Variance since March 2018</b>	<b>1.0%</b>	<b>→</b>



### ACTIVITY



Adjusted Scheduled Activity (UDA)		
Month	2018	2019
April	16	3,135
May	4,715	6,655
June	7,114	9,290
July	11,288	14,404
August	14,684	18,642
September	18,390	21,453
October	22,423	25,269
November	26,477	29,055
December	30,289	31,401
January	33,233	35,344
February	37,210	38,064
March	41,247	40,843
April	41,777	42,097
May	41,777	42,112
June	41,778	42,115

### QUALITY

	Quantity	Base Number	Contract	AT	Region	England
% of FP17s for the same patient ID Re-attending within 3 months - Children	441	4,329	10.2%	11.7%	12.3%	11.8%
% of FP17s for the same patient ID Re-attending within 3 months - Adults	2,517	12,202	20.6%	16.6%	15.9%	15.7%
% of FP17s for the same patient ID Re-attending between 3 & 9 months - Children	1,652	4,329	38.2%	58.1%	60.2%	58.9%
% of FP17s for the same patient ID Re-attending between 3 & 9 months - Adults	4,146	12,202	34.0%	51.8%	53.0%	50.8%
% of FP17s for Band 1 Urgent Courses	1,389	16,377	8.5%	9.7%	9.1%	9.1%
% of FP17s Relating to Free Repair or Replacements	210	16,377	1.3%	1.0%	1.0%	0.8%
% of FP17s Relating to Continuations	505	16,377	3.1%	1.1%	1.0%	0.9%
% of Patients satisfied with the dentistry they have received	11	11	100.0%	93.5%	93.2%	92.5%
% of Patients satisfied with the time they had to wait for an appointment	10	11	90.9%	89.3%	88.1%	87.0%

\* This is based on patients treated on this contract for their most recent course of treatment.

Figures in italics indicate the base number of FP17s or Patient Questionnaire responses are less than 100. N/A is shown where the base number of responses is less than 10 during the period. % is calculated as Quantity/Base number\*100

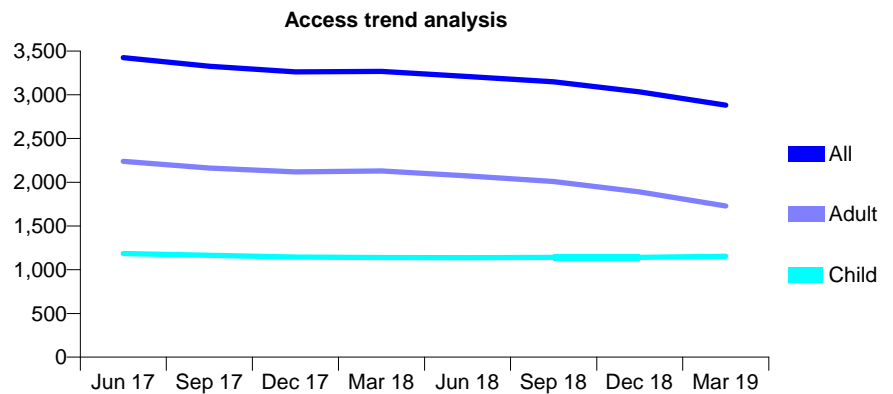
## Q44 - Vital Signs At a Glance Contract Report for 161195/0001 - Year end March 2019

Name or company name	Toft Road Dental Surgery
Contract type name	GDS Contract
Purpose of contract	General
Contract start date	01/06/2014
Contract end date	

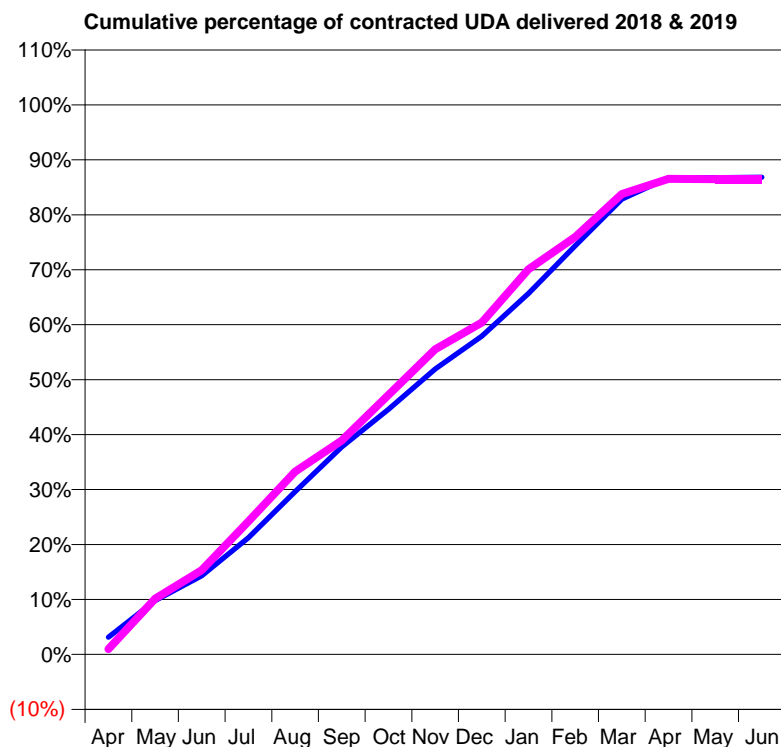
18/19 Contracted general activity (UDA)	7,912
Carry forward general activity (UDA)	0
18/19 Contracted orthodontic activity (UOA)	0
Carry forward orthodontic activity (UOA)	0
Baseline contract value	£194,148.83

### ACCESS\*

Patients seen in 24 months	Total	Change since previous quarter
Quarter ending March 2018	3,267	
Quarter ending June 2018	3,210	↓
Quarter ending September 2018	3,148	↓
Quarter ending December 2018	3,032	↓
Quarter ending March 2019	2,882	↓
<b>Variance since March 2018</b>	<b>(11.8%)</b>	<b>↓</b>



### ACTIVITY



Adjusted Scheduled Activity (UDA)		
Month	2018	2019
April	248	78
May	774	804
June	1,133	1,212
July	1,681	1,915
August	2,346	2,632
September	2,987	3,080
October	3,528	3,735
November	4,111	4,393
December	4,581	4,779
January	5,196	5,547
February	5,883	6,010
March	6,555	6,629
April	6,862	6,847
May	6,862	6,841
June	6,870	6,841

### QUALITY

	Quantity	Base Number	Contract	AT	Region	England
% of FP17s for the same patient ID Re-attending within 3 months - Children	149	1,840	8.1%	11.7%	12.3%	11.8%
% of FP17s for the same patient ID Re-attending within 3 months - Adults	314	2,546	12.3%	16.6%	15.9%	15.7%
% of FP17s for the same patient ID Re-attending between 3 & 9 months - Children	1,235	1,840	67.1%	58.1%	60.2%	58.9%
% of FP17s for the same patient ID Re-attending between 3 & 9 months - Adults	1,534	2,546	60.3%	51.8%	53.0%	50.8%
% of FP17s for Band 1 Urgent Courses	327	4,313	7.6%	9.7%	9.1%	9.1%
% of FP17s Relating to Free Repair or Replacements	14	4,313	0.3%	1.0%	1.0%	0.8%
% of FP17s Relating to Continuations	13	4,313	0.3%	1.1%	1.0%	0.9%
% of Patients satisfied with the dentistry they have received	0	0	N/A	93.5%	93.2%	92.5%
% of Patients satisfied with the time they had to wait for an appointment	0	0	N/A	89.3%	88.1%	87.0%

\* This is based on patients treated on this contract for their most recent course of treatment.

Figures in italics indicate the base number of FP17s or Patient Questionnaire responses are less than 100. N/A is shown where the base number of responses is less than 10 during the period. % is calculated as Quantity/Base number\*100

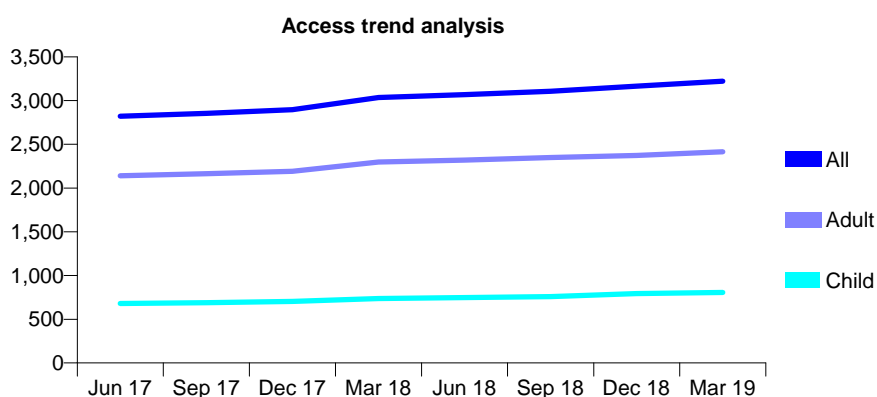
## Q44 - Vital Signs At a Glance Contract Report for 161535/0001 - Year end March 2019

Name or company name	Orchard Dental Practice
Contract type name	GDS Contract
Purpose of contract	General
Contract start date	01/05/2013
Contract end date	

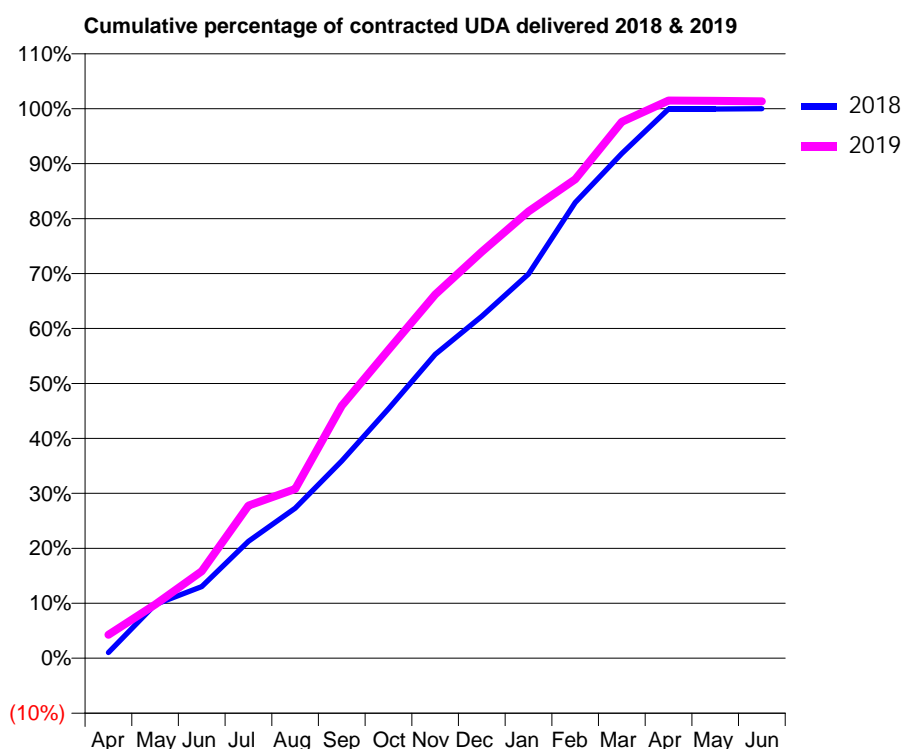
18/19 Contracted general activity (UDA)	7,200
Carry forward general activity (UDA)	0
18/19 Contracted orthodontic activity (UOA)	0
Carry forward orthodontic activity (UOA)	0
Baseline contract value	£213,856.42

### ACCESS\*

Patients seen in 24 months	Total	Change since previous quarter
Quarter ending March 2018	3,035	
Quarter ending June 2018	3,068	→
Quarter ending September 2018	3,107	→
Quarter ending December 2018	3,166	→
Quarter ending March 2019	3,221	→
<b>Variance since March 2018</b>	<b>6.1%</b>	<b>↑</b>



### ACTIVITY



Adjusted Scheduled Activity (UDA)		
Month	2018	2019
April	74	308
May	706	703
June	944	1,140
July	1,540	1,999
August	1,977	2,218
September	2,599	3,309
October	3,287	4,038
November	4,002	4,765
December	4,504	5,324
January	5,061	5,853
February	6,005	6,276
March	6,650	7,026
April	7,234	7,305
May	7,234	7,302
June	7,240	7,295

### QUALITY

	Quantity	Base Number	Contract	AT	Region	England
% of FP17s for the same patient ID Re-attending within 3 months - Children	142	1,340	10.6%	11.7%	12.3%	11.8%
% of FP17s for the same patient ID Re-attending within 3 months - Adults	445	3,336	13.3%	16.6%	15.9%	15.7%
% of FP17s for the same patient ID Re-attending between 3 & 9 months - Children	832	1,340	62.1%	58.1%	60.2%	58.9%
% of FP17s for the same patient ID Re-attending between 3 & 9 months - Adults	1,855	3,336	55.6%	51.8%	53.0%	50.8%
% of FP17s for Band 1 Urgent Courses	372	3,605	10.3%	9.7%	9.1%	9.1%
% of FP17s Relating to Free Repair or Replacements	15	3,605	0.4%	1.0%	1.0%	0.8%
% of FP17s Relating to Continuations	2	3,605	0.1%	1.1%	1.0%	0.9%
% of Patients satisfied with the dentistry they have received	1	1	N/A	93.5%	93.2%	92.5%
% of Patients satisfied with the time they had to wait for an appointment	1	1	N/A	89.3%	88.1%	87.0%

\* This is based on patients treated on this contract for their most recent course of treatment.

Figures in italics indicate the base number of FP17s or Patient Questionnaire responses are less than 100. N/A is shown where the base number of responses is less than 10 during the period. % is calculated as Quantity/Base number\*100

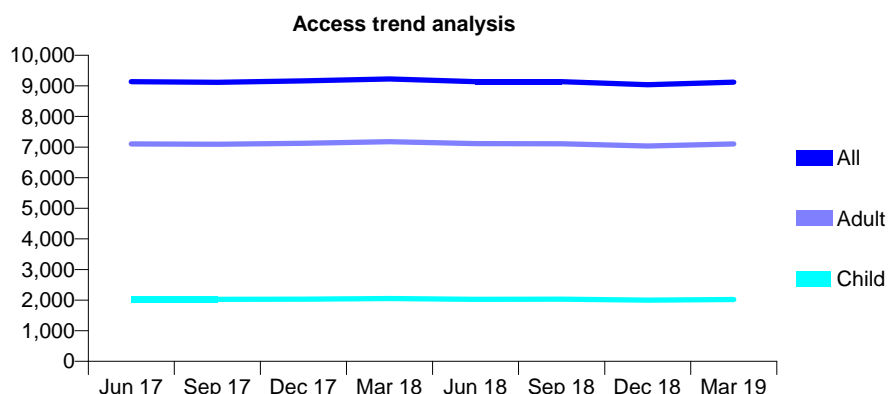
## Q44 - Vital Signs At a Glance Contract Report for 162396/0001 - Year end March 2019

Name or company name	PHOENIX DENTAL PRACTICE LIMITED
Contract type name	GDS Contract
Purpose of contract	General
Contract start date	01/10/2011
Contract end date	

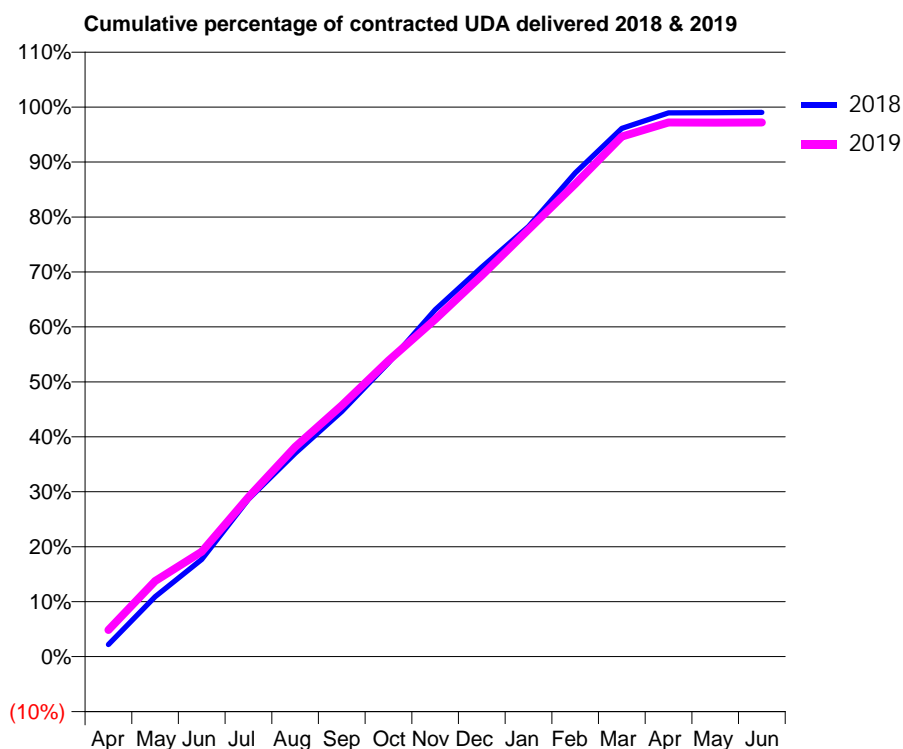
18/19 Contracted general activity (UDA)	25,819
Carry forward general activity (UDA)	252
18/19 Contracted orthodontic activity (UOA)	0
Carry forward orthodontic activity (UOA)	0
Baseline contract value	£702,049.79

### ACCESS\*

Patients seen in 24 months	Total	Change since previous quarter
Quarter ending March 2018	9,226	
Quarter ending June 2018	9,138	→
Quarter ending September 2018	9,140	→
Quarter ending December 2018	9,038	↓
Quarter ending March 2019	9,121	→
<b>Variance since March 2018</b>	<b>(1.1%)</b>	<b>↓</b>



### ACTIVITY



Adjusted Scheduled Activity (UDA)		
Month	2018	2019
April	565	1,259
May	2,817	3,557
June	4,568	4,928
July	7,396	7,491
August	9,550	9,852
September	11,521	11,798
October	13,799	13,904
November	16,298	15,847
December	18,301	17,906
January	20,210	20,065
February	22,729	22,208
March	24,813	24,432
April	25,550	25,099
May	25,552	25,089
June	25,567	25,094

### QUALITY

	Quantity	Base Number	Contract	AT	Region	England
% of FP17s for the same patient ID Re-attending within 3 months - Children	144	2,929	4.9%	11.7%	12.3%	11.8%
% of FP17s for the same patient ID Re-attending within 3 months - Adults	1,118	9,919	11.3%	16.6%	15.9%	15.7%
% of FP17s for the same patient ID Re-attending between 3 & 9 months - Children	1,792	2,929	61.2%	58.1%	60.2%	58.9%
% of FP17s for the same patient ID Re-attending between 3 & 9 months - Adults	5,767	9,919	58.1%	51.8%	53.0%	50.8%
% of FP17s for Band 1 Urgent Courses	844	12,836	6.6%	9.7%	9.1%	9.1%
% of FP17s Relating to Free Repair or Replacements	98	12,836	0.8%	1.0%	1.0%	0.8%
% of FP17s Relating to Continuations	200	12,836	1.6%	1.1%	1.0%	0.9%
% of Patients satisfied with the dentistry they have received	4	5	N/A	93.5%	93.2%	92.5%
% of Patients satisfied with the time they had to wait for an appointment	3	5	N/A	89.3%	88.1%	87.0%

\* This is based on patients treated on this contract for their most recent course of treatment.  
 Figures in *italics* indicate the base number of FP17s or Patient Questionnaire responses are less than 100. N/A is shown where the base number of responses is less than 10 during the period. % is calculated as Quantity/Base number\*100

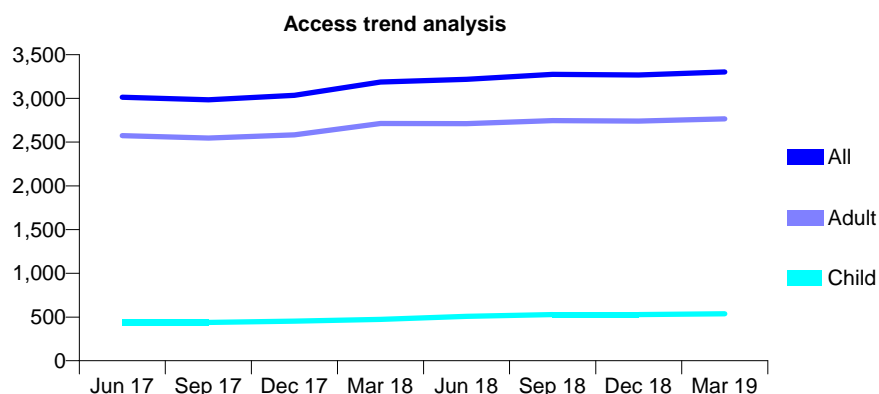
## Q44 - Vital Signs At a Glance Contract Report for 165956/0001 - Year end March 2019

Name or company name	Dr Qaisar Jaffri
Contract type name	GDS Contract
Purpose of contract	General
Contract start date	06/07/2015
Contract end date	

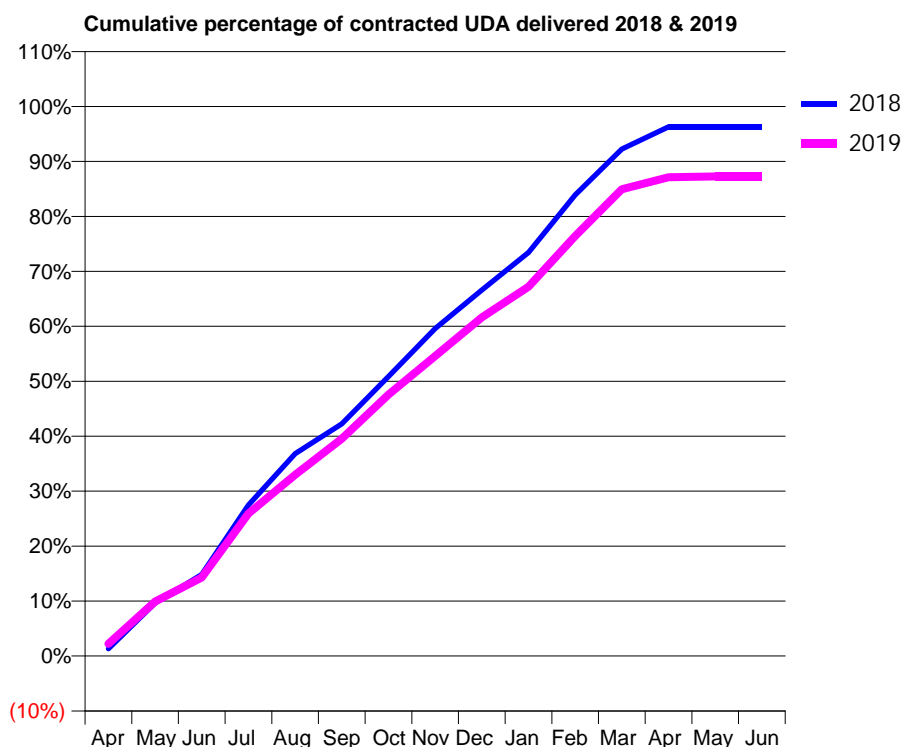
18/19 Contracted general activity (UDA)	12,118
Carry forward general activity (UDA)	448
18/19 Contracted orthodontic activity (UOA)	0
Carry forward orthodontic activity (UOA)	0
Baseline contract value	£295,987.21

### ACCESS\*

Patients seen in 24 months	Total	Change since previous quarter
Quarter ending March 2018	3,186	
Quarter ending June 2018	3,218	→
Quarter ending September 2018	3,275	→
Quarter ending December 2018	3,268	→
Quarter ending March 2019	3,303	→
<b>Variance since March 2018</b>	<b>3.7%</b>	<b>↑</b>



### ACTIVITY



Adjusted Scheduled Activity (UDA)		
Month	2018	2019
April	160	270
May	1,170	1,202
June	1,798	1,729
July	3,329	3,142
August	4,464	3,999
September	5,117	4,791
October	6,163	5,766
November	7,224	6,616
December	8,070	7,465
January	8,898	8,145
February	10,170	9,263
March	11,180	10,292
April	11,670	10,556
May	11,670	10,573
June	11,669	10,574

### QUALITY

	Quantity	Base Number	Contract	AT	Region	England
% of FP17s for the same patient ID Re-attending within 3 months - Children	128	827	15.5%	11.7%	12.3%	11.8%
% of FP17s for the same patient ID Re-attending within 3 months - Adults	570	3,855	14.8%	16.6%	15.9%	15.7%
% of FP17s for the same patient ID Re-attending between 3 & 9 months - Children	425	827	51.4%	58.1%	60.2%	58.9%
% of FP17s for the same patient ID Re-attending between 3 & 9 months - Adults	2,107	3,855	54.7%	51.8%	53.0%	50.8%
% of FP17s for Band 1 Urgent Courses	369	4,548	8.1%	9.7%	9.1%	9.1%
% of FP17s Relating to Free Repair or Replacements	54	4,548	1.2%	1.0%	1.0%	0.8%
% of FP17s Relating to Continuations	42	4,548	0.9%	1.1%	1.0%	0.9%
% of Patients satisfied with the dentistry they have received	4	4	N/A	93.5%	93.2%	92.5%
% of Patients satisfied with the time they had to wait for an appointment	4	4	N/A	89.3%	88.1%	87.0%

\* This is based on patients treated on this contract for their most recent course of treatment.

Figures in italics indicate the base number of FP17s or Patient Questionnaire responses are less than 100. N/A is shown where the base number of responses is less than 10 during the period. % is calculated as Quantity/Base number\*100



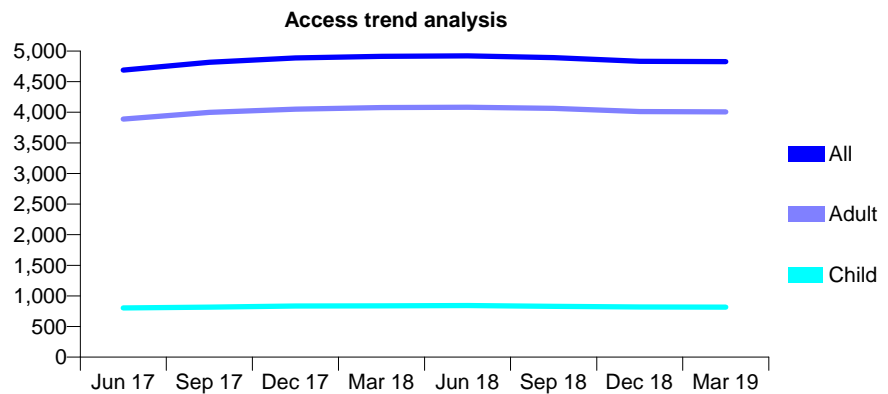
## Q44 - Vital Signs At a Glance Contract Report for 166693/0001 - Year end March 2019

Name or company name	Roe Street Dental Practice
Contract type name	GDS Contract
Purpose of contract	General
Contract start date	01/10/2013
Contract end date	

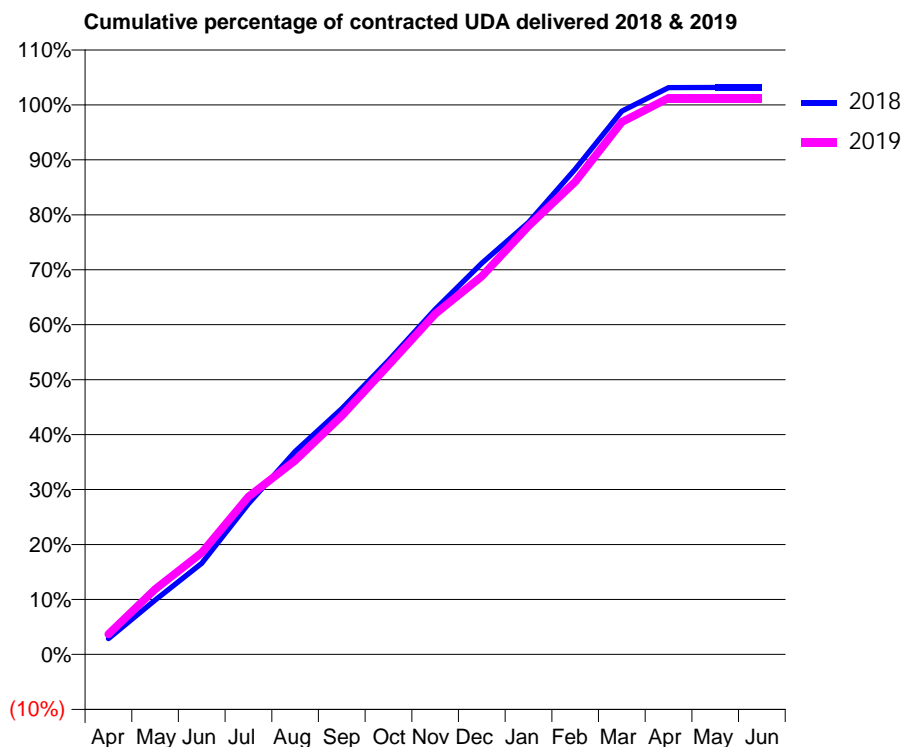
18/19 Contracted general activity (UDA)	14,952
Carry forward general activity (UDA)	0
18/19 Contracted orthodontic activity (UOA)	0
Carry forward orthodontic activity (UOA)	0
Baseline contract value	£414,342.80

### ACCESS\*

Patients seen in 24 months	Total	Change since previous quarter
Quarter ending March 2018	4,915	
Quarter ending June 2018	4,922	→
Quarter ending September 2018	4,893	→
Quarter ending December 2018	4,833	↓
Quarter ending March 2019	4,827	→
<b>Variance since March 2018</b>	<b>(1.8%)</b>	<b>↓</b>



### ACTIVITY



Adjusted Scheduled Activity (UDA)		
Month	2018	2019
April	437	552
May	1,498	1,776
June	2,512	2,767
July	4,152	4,289
August	5,594	5,276
September	6,772	6,491
October	8,099	7,870
November	9,509	9,266
December	10,780	10,289
January	11,907	11,654
February	13,375	12,862
March	14,970	14,486
April	15,622	15,137
May	15,624	15,139
June	15,624	15,139

### QUALITY

	Quantity	Base Number	Contract	AT	Region	England
% of FP17s for the same patient ID Re-attending within 3 months - Children	116	1,444	8.0%	11.7%	12.3%	11.8%
% of FP17s for the same patient ID Re-attending within 3 months - Adults	956	6,850	14.0%	16.6%	15.9%	15.7%
% of FP17s for the same patient ID Re-attending between 3 & 9 months - Children	1,089	1,444	75.4%	58.1%	60.2%	58.9%
% of FP17s for the same patient ID Re-attending between 3 & 9 months - Adults	4,739	6,850	69.2%	51.8%	53.0%	50.8%
% of FP17s for Band 1 Urgent Courses	898	8,279	10.8%	9.7%	9.1%	9.1%
% of FP17s Relating to Free Repair or Replacements	104	8,279	1.3%	1.0%	1.0%	0.8%
% of FP17s Relating to Continuations	92	8,279	1.1%	1.1%	1.0%	0.9%
% of Patients satisfied with the dentistry they have received	5	5	N/A	93.5%	93.2%	92.5%
% of Patients satisfied with the time they had to wait for an appointment	4	5	N/A	89.3%	88.1%	87.0%

\* This is based on patients treated on this contract for their most recent course of treatment. Figures in italics indicate the base number of FP17s or Patient Questionnaire responses are less than 100. N/A is shown where the base number of responses is less than 10 during the period. % is calculated as Quantity/Base number\*100

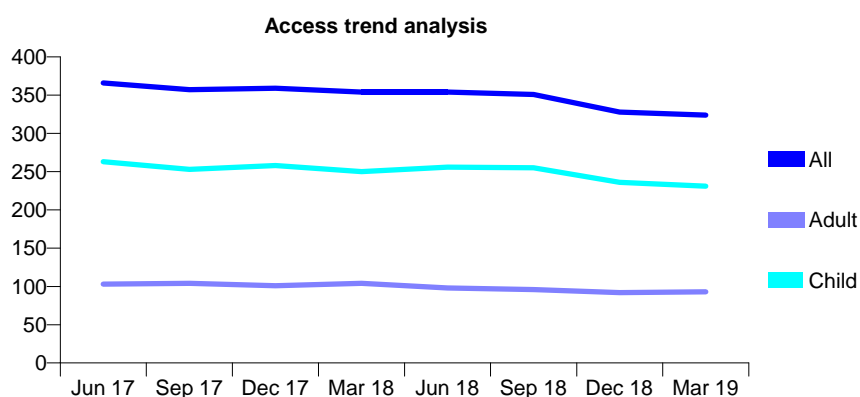
## Q44 - Vital Signs At a Glance Contract Report for 168440/0001 - Year end March 2019

Name or company name	John Sullivan Dental Practice Ltd
Contract type name	GDS Contract
Purpose of contract	General
Contract start date	01/05/2010
Contract end date	

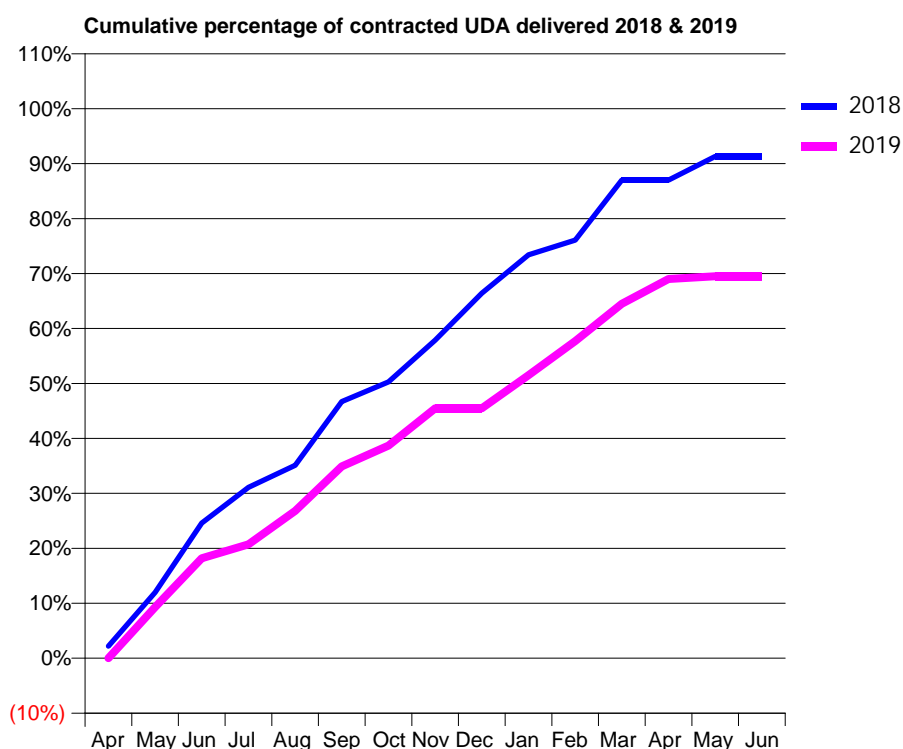
18/19 Contracted general activity (UDA)	1,000
Carry forward general activity (UDA)	0
18/19 Contracted orthodontic activity (UOA)	0
Carry forward orthodontic activity (UOA)	0
Baseline contract value	£21,416.72

### ACCESS\*

Patients seen in 24 months	Total	Change since previous quarter
Quarter ending March 2018	354	
Quarter ending June 2018	354	→
Quarter ending September 2018	351	→
Quarter ending December 2018	328	↓
Quarter ending March 2019	324	↓
<b>Variance since March 2018</b>	<b>(8.5%)</b>	<b>↓</b>



### ACTIVITY



Adjusted Scheduled Activity (UDA)		
Month	2018	2019
April	22	0
May	120	93
June	246	182
July	311	207
August	351	268
September	467	349
October	503	387
November	579	455
December	664	455
January	734	515
February	761	577
March	870	645
April	870	690
May	913	695
June	913	695

### QUALITY

	Quantity	Base Number	Contract	AT	Region	England
% of FP17s for the same patient ID Re-attending within 3 months - Children	3	244	1.2%	11.7%	12.3%	11.8%
% of FP17s for the same patient ID Re-attending within 3 months - Adults	3	55	5.5%	16.6%	15.9%	15.7%
% of FP17s for the same patient ID Re-attending between 3 & 9 months - Children	131	244	53.7%	58.1%	60.2%	58.9%
% of FP17s for the same patient ID Re-attending between 3 & 9 months - Adults	21	55	38.2%	51.8%	53.0%	50.8%
% of FP17s for Band 1 Urgent Courses	0	294	0.0%	9.7%	9.1%	9.1%
% of FP17s Relating to Free Repair or Replacements	0	294	0.0%	1.0%	1.0%	0.8%
% of FP17s Relating to Continuations	1	294	0.3%	1.1%	1.0%	0.9%
% of Patients satisfied with the dentistry they have received	0	0	N/A	93.5%	93.2%	92.5%
% of Patients satisfied with the time they had to wait for an appointment	0	0	N/A	89.3%	88.1%	87.0%

\* This is based on patients treated on this contract for their most recent course of treatment. Figures in italics indicate the base number of FP17s or Patient Questionnaire responses are less than 100. N/A is shown where the base number of responses is less than 10 during the period. % is calculated as Quantity/Base number\*100

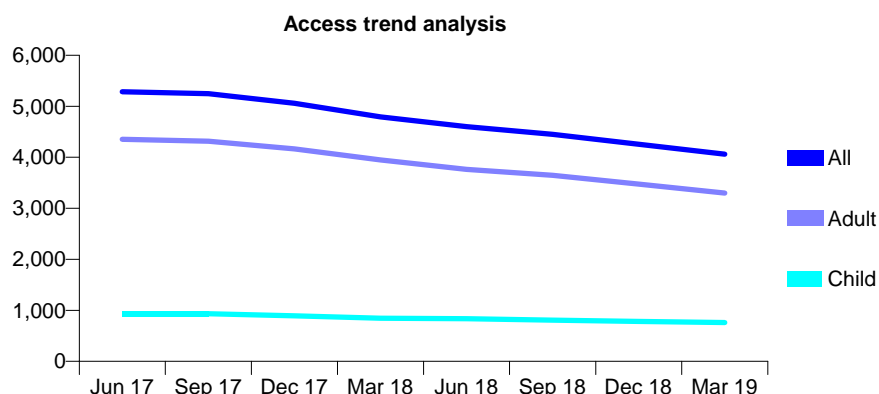
## Q44 - Vital Signs At a Glance Contract Report for 169633/0001 - Year end March 2019

Name or company name	Chester Dental Clinic
Contract type name	GDS Contract
Purpose of contract	General
Contract start date	01/04/2011
Contract end date	

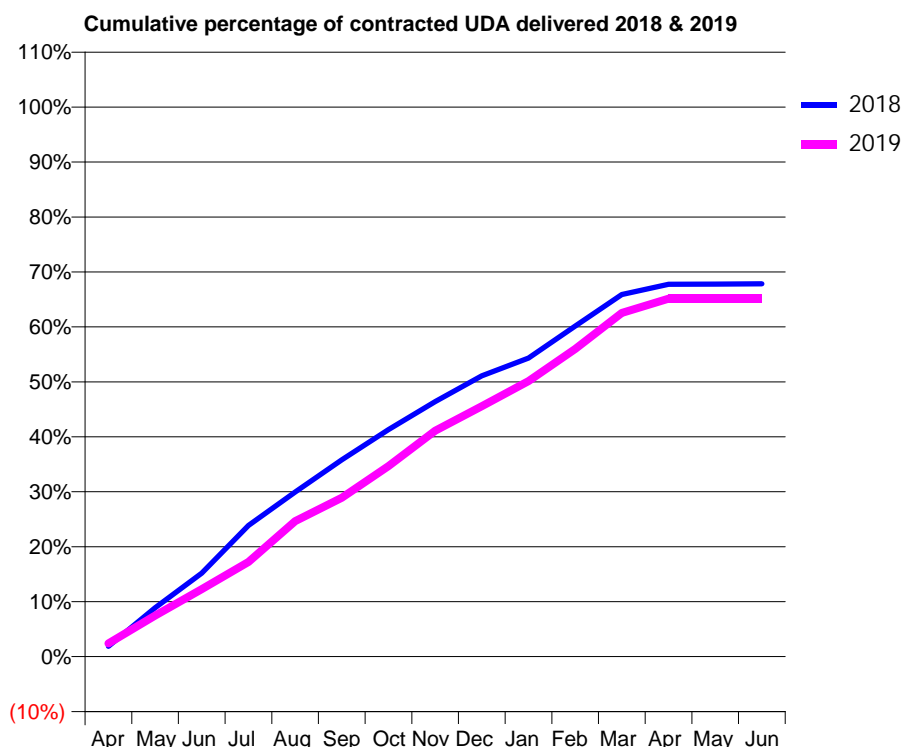
18/19 Contracted general activity (UDA)	17,775
Carry forward general activity (UDA)	0
18/19 Contracted orthodontic activity (UOA)	0
Carry forward orthodontic activity (UOA)	0
Baseline contract value	£464,059.56

### ACCESS\*

Patients seen in 24 months	Total	Change since previous quarter
Quarter ending March 2018	4,794	
Quarter ending June 2018	4,599	↓
Quarter ending September 2018	4,452	↓
Quarter ending December 2018	4,255	↓
Quarter ending March 2019	4,061	↓
<b>Variance since March 2018</b>	<b>(15.3%)</b>	<b>↓</b>



### ACTIVITY



Month	Adjusted Scheduled Activity (UDA)	
	2018	2019
April	370	428
May	1,755	1,332
June	3,001	2,185
July	4,715	3,066
August	5,919	4,386
September	7,074	5,141
October	8,160	6,163
November	9,164	7,303
December	10,093	8,098
January	10,728	8,912
February	11,879	9,951
March	13,013	11,119
April	13,386	11,578
May	13,391	11,578
June	13,397	11,575

### QUALITY

	Quantity	Base Number	Contract	AT	Region	England
% of FP17s for the same patient ID Re-attending within 3 months - Children	83	967	8.6%	11.7%	12.3%	11.8%
% of FP17s for the same patient ID Re-attending within 3 months - Adults	581	3,887	14.9%	16.6%	15.9%	15.7%
% of FP17s for the same patient ID Re-attending between 3 & 9 months - Children	453	967	46.8%	58.1%	60.2%	58.9%
% of FP17s for the same patient ID Re-attending between 3 & 9 months - Adults	1,651	3,887	42.5%	51.8%	53.0%	50.8%
% of FP17s for Band 1 Urgent Courses	537	4,872	11.0%	9.7%	9.1%	9.1%
% of FP17s Relating to Free Repair or Replacements	63	4,872	1.3%	1.0%	1.0%	0.8%
% of FP17s Relating to Continuations	46	4,872	0.9%	1.1%	1.0%	0.9%
% of Patients satisfied with the dentistry they have received	2	2	N/A	93.5%	93.2%	92.5%
% of Patients satisfied with the time they had to wait for an appointment	2	2	N/A	89.3%	88.1%	87.0%

\* This is based on patients treated on this contract for their most recent course of treatment.  
 Figures in italics indicate the base number of FP17s or Patient Questionnaire responses are less than 100. N/A is shown where the base number of responses is less than 10 during the period. % is calculated as Quantity/Base number\*100

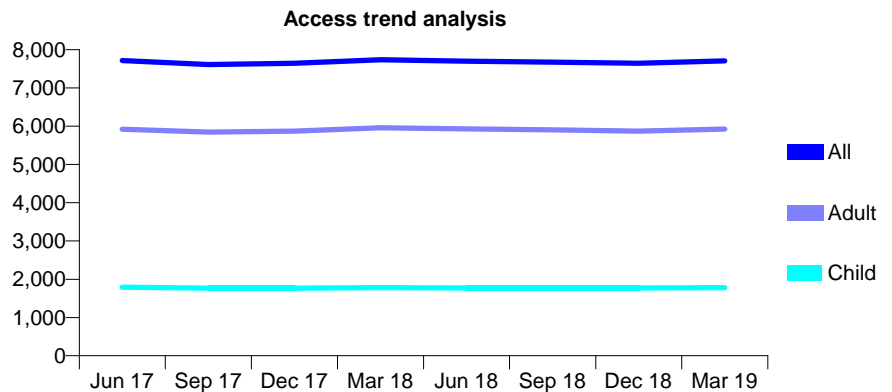
## Q44 - Vital Signs At a Glance Contract Report for 171336/0001 - Year end March 2019

Name or company name	Westborne Dental Practice
Contract type name	GDS Contract
Purpose of contract	General
Contract start date	01/04/2006
Contract end date	31/03/2019

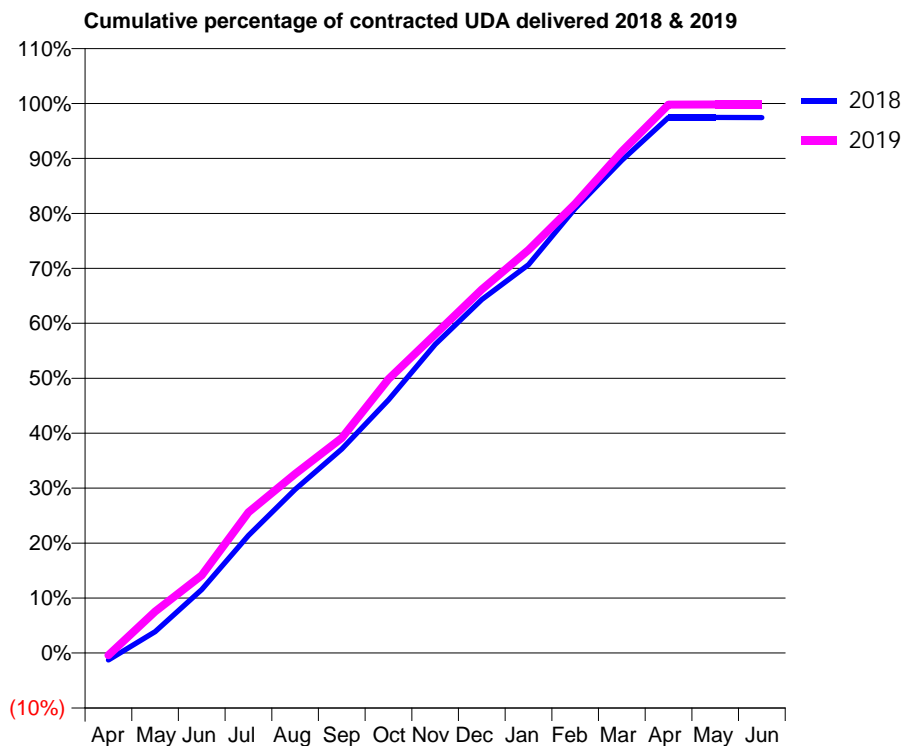
18/19 Contracted general activity (UDA)	25,485
Carry forward general activity (UDA)	656
18/19 Contracted orthodontic activity (UOA)	0
Carry forward orthodontic activity (UOA)	0
Baseline contract value	£803,365.91

### ACCESS\*

Patients seen in 24 months	Total	Change since previous quarter
Quarter ending March 2018	7,738	
Quarter ending June 2018	7,699	→
Quarter ending September 2018	7,674	→
Quarter ending December 2018	7,643	→
Quarter ending March 2019	7,705	→
<b>Variance since March 2018</b>	<b>(0.4%)</b>	<b>→</b>



### ACTIVITY



Adjusted Scheduled Activity (UDA)		
Month	2018	2019
April	-326	-104
May	991	1,925
June	2,942	3,604
July	5,451	6,529
August	7,592	8,306
September	9,460	9,971
October	11,742	12,701
November	14,311	14,778
December	16,391	16,856
January	18,014	18,695
February	20,624	20,840
March	22,847	23,255
April	24,835	25,433
May	24,835	25,441
June	24,829	25,440

### QUALITY

	Quantity	Base Number	Contract	AT	Region	England
% of FP17s for the same patient ID Re-attending within 3 months - Children	333	3,233	10.3%	11.7%	12.3%	11.8%
% of FP17s for the same patient ID Re-attending within 3 months - Adults	2,110	9,456	22.3%	16.6%	15.9%	15.7%
% of FP17s for the same patient ID Re-attending between 3 & 9 months - Children	2,204	3,233	68.2%	58.1%	60.2%	58.9%
% of FP17s for the same patient ID Re-attending between 3 & 9 months - Adults	5,256	9,456	55.6%	51.8%	53.0%	50.8%
% of FP17s for Band 1 Urgent Courses	1,837	12,139	15.1%	9.7%	9.1%	9.1%
% of FP17s Relating to Free Repair or Replacements	189	12,139	1.6%	1.0%	1.0%	0.8%
% of FP17s Relating to Continuations	57	12,139	0.5%	1.1%	1.0%	0.9%
% of Patients satisfied with the dentistry they have received	9	10	90.0%	93.5%	93.2%	92.5%
% of Patients satisfied with the time they had to wait for an appointment	10	10	100.0%	89.3%	88.1%	87.0%

\* This is based on patients treated on this contract for their most recent course of treatment.

Figures in italics indicate the base number of FP17s or Patient Questionnaire responses are less than 100. N/A is shown where the base number of responses is less than 10 during the period. % is calculated as Quantity/Base number\*100

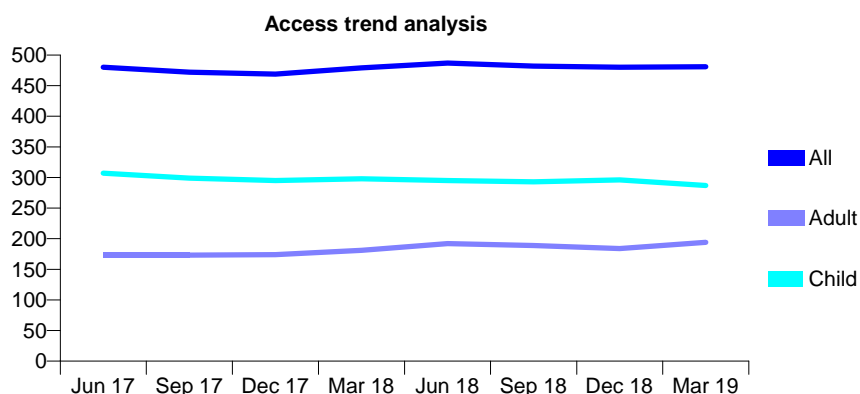
## Q44 - Vital Signs At a Glance Contract Report for 173053/0001 - Year end March 2019

Name or company name	Chester Road Dental Care Ltd
Contract type name	GDS Contract
Purpose of contract	General
Contract start date	01/07/2015
Contract end date	

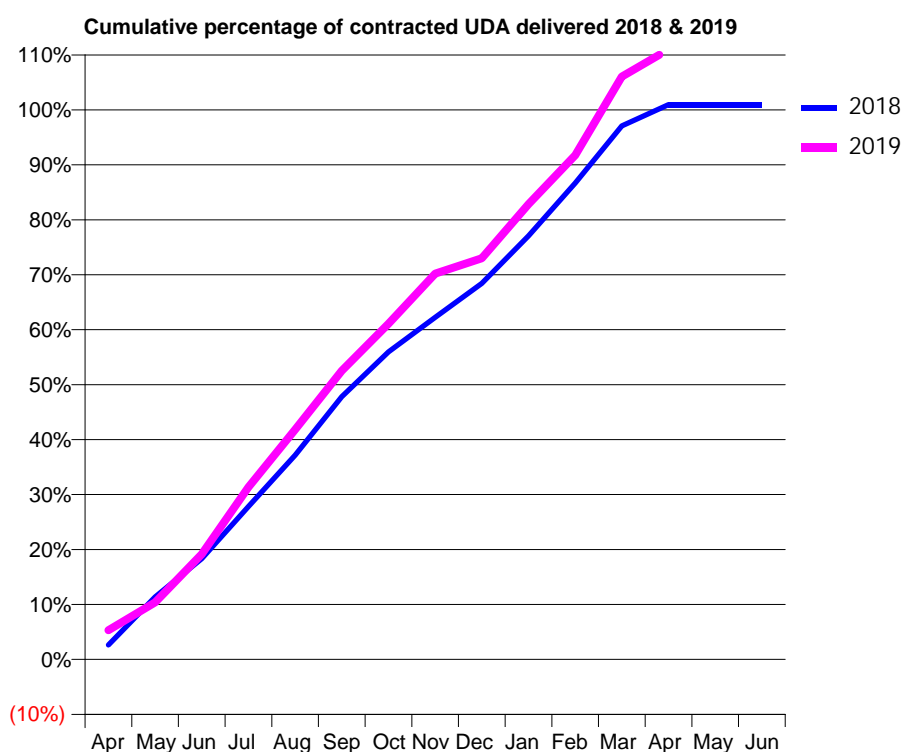
18/19 Contracted general activity (UDA)	1,149
Carry forward general activity (UDA)	0
18/19 Contracted orthodontic activity (UOA)	0
Carry forward orthodontic activity (UOA)	0
Baseline contract value	£24,700.99

### ACCESS\*

Patients seen in 24 months	Total	Change since previous quarter
Quarter ending March 2018	479	
Quarter ending June 2018	487	→
Quarter ending September 2018	482	↓
Quarter ending December 2018	480	→
Quarter ending March 2019	481	→
<b>Variance since March 2018</b>	<b>0.4%</b>	<b>→</b>



### ACTIVITY



Adjusted Scheduled Activity (UDA)		
Month	2018	2019
April	31	61
May	133	120
June	215	220
July	326	360
August	436	481
September	560	604
October	656	702
November	730	807
December	802	839
January	903	952
February	1,016	1,054
March	1,138	1,218
April	1,183	1,275
May	1,183	1,275
June	1,183	1,275

### QUALITY

	Quantity	Base Number	Contract	AT	Region	England
% of FP17s for the same patient ID Re-attending within 3 months - Children	50	527	9.5%	11.7%	12.3%	11.8%
% of FP17s for the same patient ID Re-attending within 3 months - Adults	39	264	14.8%	16.6%	15.9%	15.7%
% of FP17s for the same patient ID Re-attending between 3 & 9 months - Children	386	527	73.2%	58.1%	60.2%	58.9%
% of FP17s for the same patient ID Re-attending between 3 & 9 months - Adults	173	264	65.5%	51.8%	53.0%	50.8%
% of FP17s for Band 1 Urgent Courses	32	783	4.1%	9.7%	9.1%	9.1%
% of FP17s Relating to Free Repair or Replacements	2	783	0.3%	1.0%	1.0%	0.8%
% of FP17s Relating to Continuations	2	783	0.3%	1.1%	1.0%	0.9%
% of Patients satisfied with the dentistry they have received	4	4	N/A	93.5%	93.2%	92.5%
% of Patients satisfied with the time they had to wait for an appointment	4	4	N/A	89.3%	88.1%	87.0%

\* This is based on patients treated on this contract for their most recent course of treatment. Figures in italics indicate the base number of FP17s or Patient Questionnaire responses are less than 100. N/A is shown where the base number of responses is less than 10 during the period. % is calculated as Quantity/Base number\*100

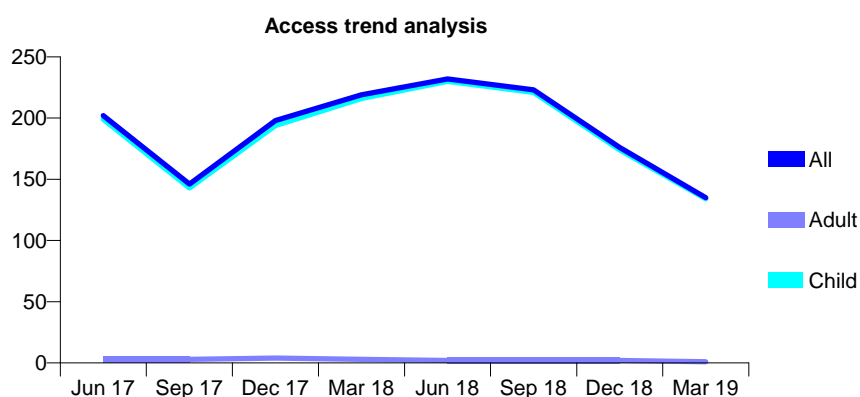
## Q44 - Vital Signs At a Glance Contract Report for 174343/0002 - Year end March 2019

Name or company name	Bridgewater Community Healthcare NHS F
Contract type name	PDS Contract
Purpose of contract	General
Contract start date	01/04/2015
Contract end date	31/03/2020

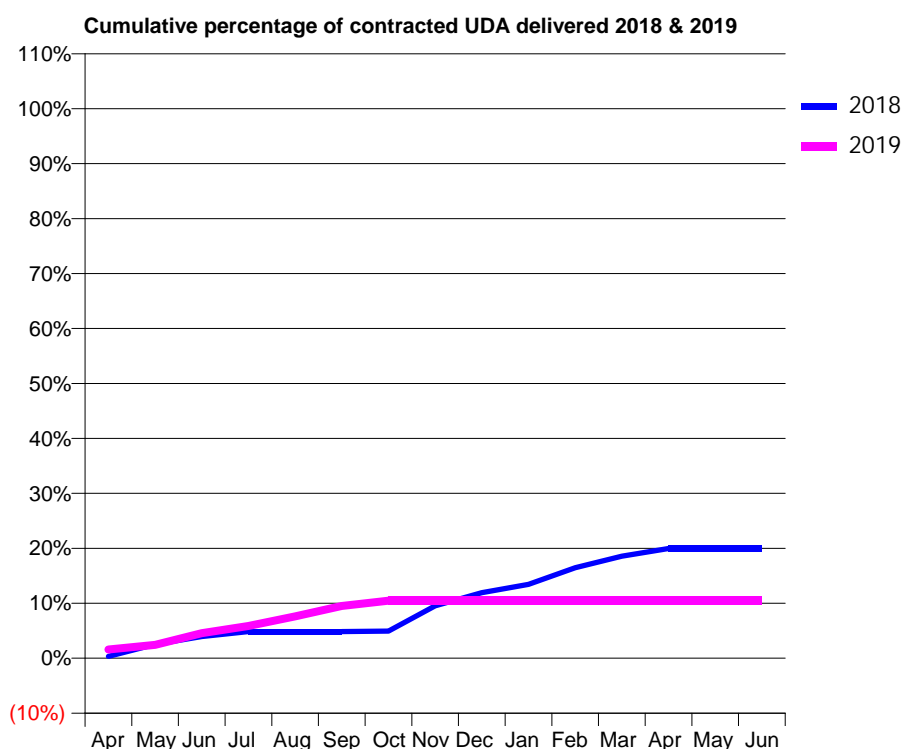
18/19 Contracted general activity (UDA)	3,000
Carry forward general activity (UDA)	0
18/19 Contracted orthodontic activity (UOA)	0
Carry forward orthodontic activity (UOA)	0
Baseline contract value	£611,839.37

### ACCESS\*

Patients seen in 24 months	Total	Change since previous quarter
Quarter ending March 2018	219	
Quarter ending June 2018	232	↑
Quarter ending September 2018	223	↓
Quarter ending December 2018	176	↓
Quarter ending March 2019	135	↓
<b>Variance since March 2018</b>	<b>(38.4%)</b>	<b>↓</b>



### ACTIVITY



Adjusted Scheduled Activity (UDA)		
Month	2018	2019
April	10	48
May	75	73
June	118	137
July	145	176
August	145	229
September	145	285
October	148	314
November	286	314
December	358	314
January	403	314
February	494	314
March	558	314
April	599	314
May	599	314
June	599	314

### QUALITY

	Quantity	Base Number	Contract	AT	Region	England
% of FP17s for the same patient ID Re-attending within 3 months - Children	6	137	4.4%	11.7%	12.3%	11.8%
% of FP17s for the same patient ID Re-attending within 3 months - Adults	0	0	N/A	16.6%	15.9%	15.7%
% of FP17s for the same patient ID Re-attending between 3 & 9 months - Children	0	137	0.0%	58.1%	60.2%	58.9%
% of FP17s for the same patient ID Re-attending between 3 & 9 months - Adults	0	0	N/A	51.8%	53.0%	50.8%
% of FP17s for Band 1 Urgent Courses	0	120	0.0%	9.7%	9.1%	9.1%
% of FP17s Relating to Free Repair or Replacements	0	120	0.0%	1.0%	1.0%	0.8%
% of FP17s Relating to Continuations	0	120	0.0%	1.1%	1.0%	0.9%
% of Patients satisfied with the dentistry they have received	0	0	N/A	93.5%	93.2%	92.5%
% of Patients satisfied with the time they had to wait for an appointment	0	0	N/A	89.3%	88.1%	87.0%

\* This is based on patients treated on this contract for their most recent course of treatment. Figures in italics indicate the base number of FP17s or Patient Questionnaire responses are less than 100. N/A is shown where the base number of responses is less than 10 during the period. % is calculated as Quantity/Base number\*100

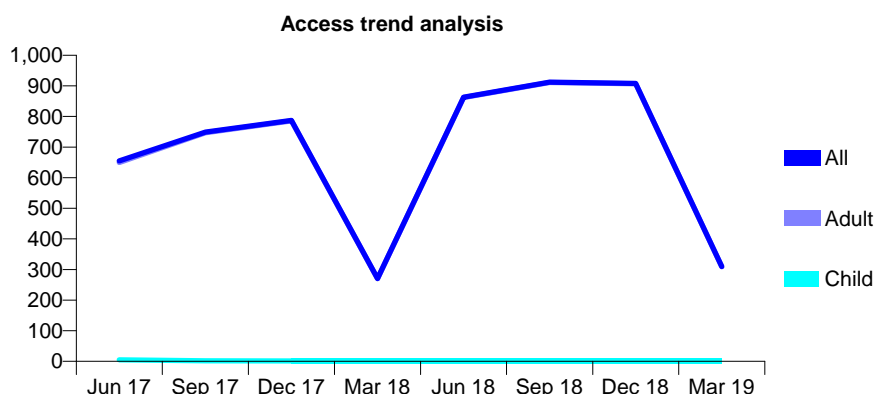
## Q44 - Vital Signs At a Glance Contract Report for 174343/0012 - Year end March 2019

Name or company name	Bridgewater Community Healthcare NHS F
Contract type name	PDS Contract
Purpose of contract	General
Contract start date	01/07/2015
Contract end date	30/06/2023

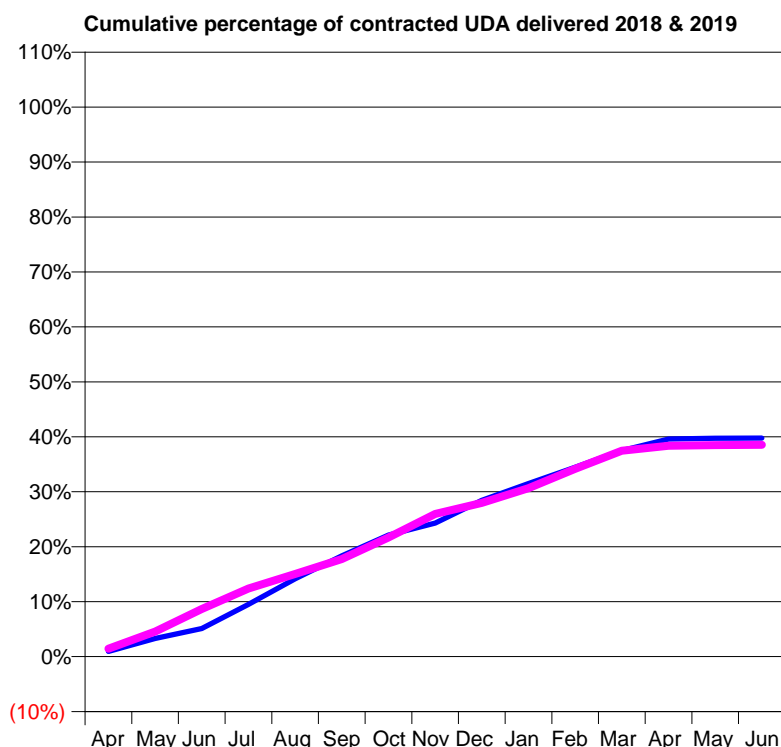
18/19 Contracted general activity (UDA)	6,600
Carry forward general activity (UDA)	0
18/19 Contracted orthodontic activity (UOA)	0
Carry forward orthodontic activity (UOA)	0
Baseline contract value	£360,263.58

### ACCESS\*

Patients seen in 24 months	Total	Change since previous quarter
Quarter ending March 2018	271	
Quarter ending June 2018	863	↑
Quarter ending September 2018	912	↑
Quarter ending December 2018	908	→
Quarter ending March 2019	310	↓
<b>Variance since March 2018</b>	<b>14.4%</b>	<b>↑</b>



### ACTIVITY



Adjusted Scheduled Activity (UDA)		
Month	2018	2019
April	64	95
May	218	301
June	337	572
July	629	817
August	936	993
September	1,210	1,172
October	1,460	1,431
November	1,604	1,713
December	1,878	1,846
January	2,080	2,024
February	2,276	2,257
March	2,475	2,472
April	2,613	2,533
May	2,623	2,539
June	2,624	2,545

### QUALITY

	Quantity	Base Number	Contract	AT	Region	England
% of FP17s for the same patient ID Re-attending within 3 months - Children	0	4	0.0%	11.7%	12.3%	11.8%
% of FP17s for the same patient ID Re-attending within 3 months - Adults	32	1,073	3.0%	16.6%	15.9%	15.7%
% of FP17s for the same patient ID Re-attending between 3 & 9 months - Children	0	4	0.0%	58.1%	60.2%	58.9%
% of FP17s for the same patient ID Re-attending between 3 & 9 months - Adults	5	1,073	0.5%	51.8%	53.0%	50.8%
% of FP17s for Band 1 Urgent Courses	3	1,043	0.3%	9.7%	9.1%	9.1%
% of FP17s Relating to Free Repair or Replacements	0	1,043	0.0%	1.0%	1.0%	0.8%
% of FP17s Relating to Continuations	24	1,043	2.3%	1.1%	1.0%	0.9%
% of Patients satisfied with the dentistry they have received	0	0	N/A	93.5%	93.2%	92.5%
% of Patients satisfied with the time they had to wait for an appointment	0	0	N/A	89.3%	88.1%	87.0%

\* This is based on patients treated on this contract for their most recent course of treatment.  
 Figures in *italics* indicate the base number of FP17s or Patient Questionnaire responses are less than 100. N/A is shown where the base number of responses is less than 10 during the period. % is calculated as Quantity/Base number\*100



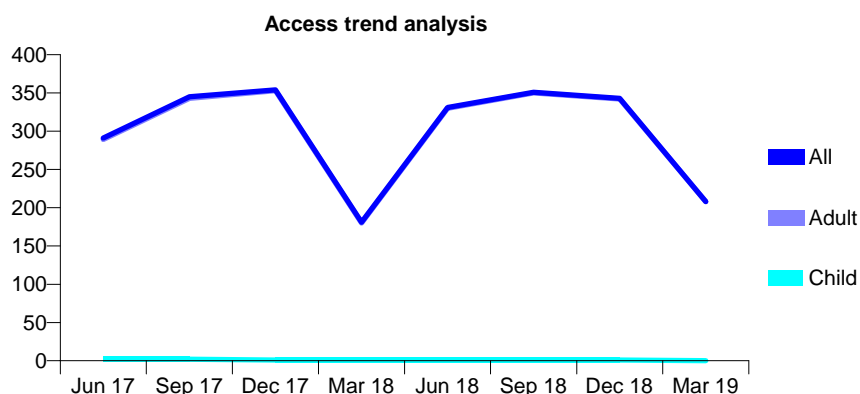
## Q44 - Vital Signs At a Glance Contract Report for 174343/0013 - Year end March 2019

Name or company name	Bridgewater Community Healthcare NHS F
Contract type name	PDS Contract
Purpose of contract	General
Contract start date	01/07/2015
Contract end date	30/06/2023

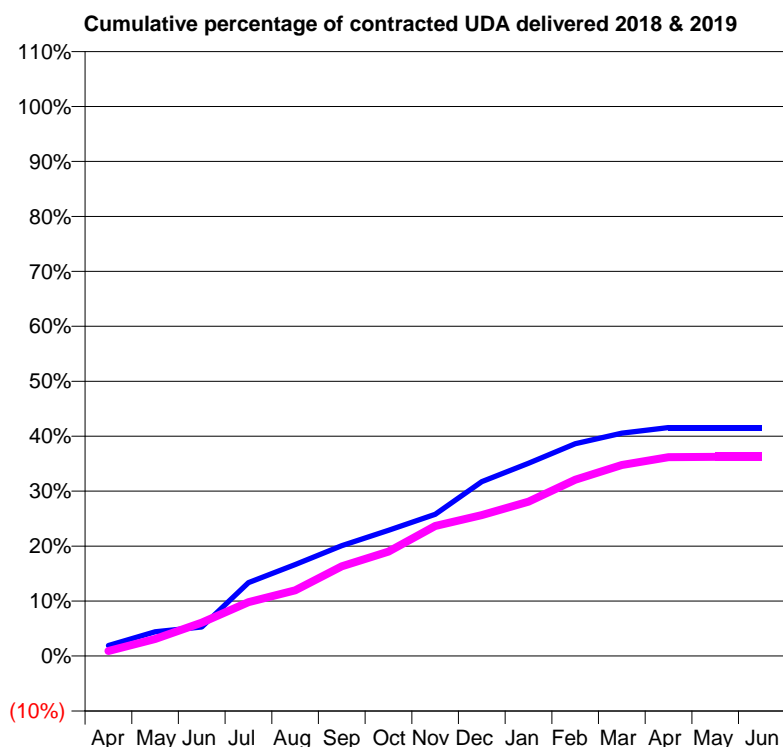
18/19 Contracted general activity (UDA)	2,851
Carry forward general activity (UDA)	0
18/19 Contracted orthodontic activity (UOA)	0
Carry forward orthodontic activity (UOA)	0
Baseline contract value	£155,270.22

### ACCESS\*

Patients seen in 24 months	Total	Change since previous quarter
Quarter ending March 2018	181	
Quarter ending June 2018	331	↑
Quarter ending September 2018	351	↑
Quarter ending December 2018	343	↓
Quarter ending March 2019	208	↓
<b>Variance since March 2018</b>	<b>14.9%</b>	<b>↑</b>



### ACTIVITY



Adjusted Scheduled Activity (UDA)		
Month	2018	2019
April	54	26
May	125	89
June	150	173
July	381	279
August	475	341
September	573	465
October	652	542
November	735	675
December	905	731
January	1,000	801
February	1,101	914
March	1,156	991
April	1,185	1,032
May	1,185	1,033
June	1,185	1,033

### QUALITY

	Quantity	Base Number	Contract	AT	Region	England
% of FP17s for the same patient ID Re-attending within 3 months - Children	0	1	0.0%	11.7%	12.3%	11.8%
% of FP17s for the same patient ID Re-attending within 3 months - Adults	2	392	0.5%	16.6%	15.9%	15.7%
% of FP17s for the same patient ID Re-attending between 3 & 9 months - Children	0	1	0.0%	58.1%	60.2%	58.9%
% of FP17s for the same patient ID Re-attending between 3 & 9 months - Adults	0	392	0.0%	51.8%	53.0%	50.8%
% of FP17s for Band 1 Urgent Courses	0	396	0.0%	9.7%	9.1%	9.1%
% of FP17s Relating to Free Repair or Replacements	0	396	0.0%	1.0%	1.0%	0.8%
% of FP17s Relating to Continuations	0	396	0.0%	1.1%	1.0%	0.9%
% of Patients satisfied with the dentistry they have received	0	0	N/A	93.5%	93.2%	92.5%
% of Patients satisfied with the time they had to wait for an appointment	0	0	N/A	89.3%	88.1%	87.0%

\* This is based on patients treated on this contract for their most recent course of treatment.

Figures in italics indicate the base number of FP17s or Patient Questionnaire responses are less than 100. N/A is shown where the base number of responses is less than 10 during the period. % is calculated as Quantity/Base number\*100

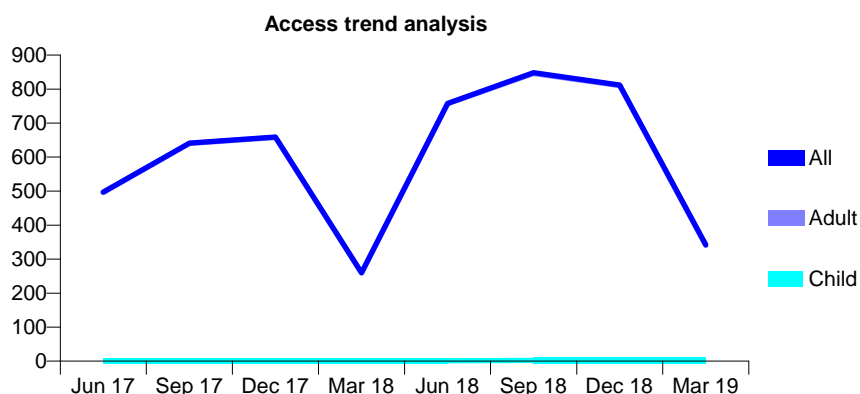
## Q44 - Vital Signs At a Glance Contract Report for 174343/0014 - Year end March 2019

Name or company name	Bridgewater Community Healthcare NHS F
Contract type name	PDS Contract
Purpose of contract	General
Contract start date	01/07/2015
Contract end date	30/06/2023

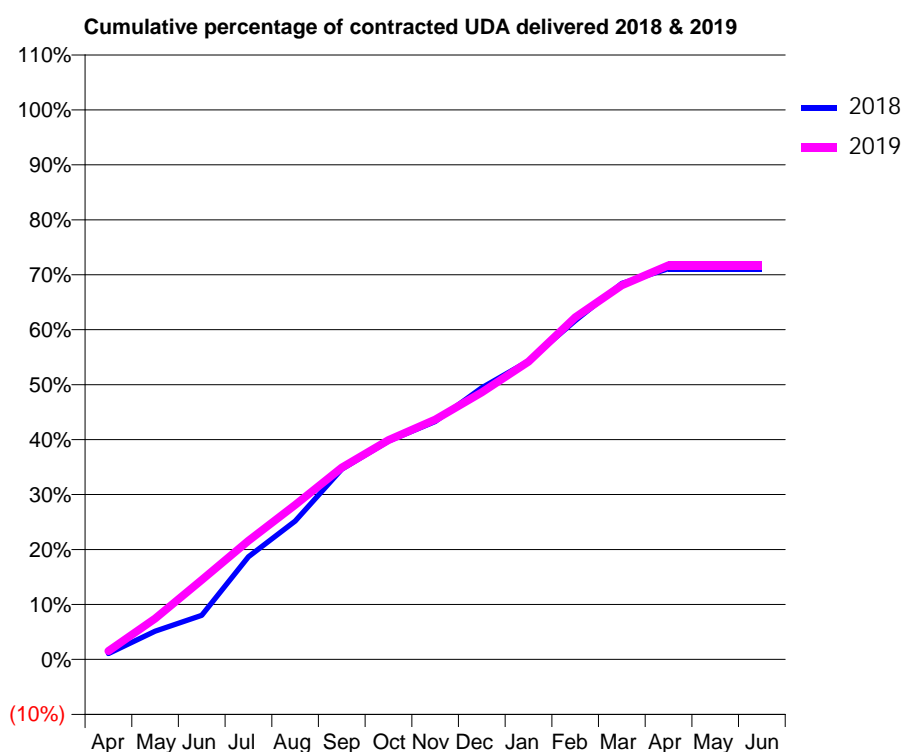
18/19 Contracted general activity (UDA)	3,451
Carry forward general activity (UDA)	0
18/19 Contracted orthodontic activity (UOA)	0
Carry forward orthodontic activity (UOA)	0
Baseline contract value	£188,856.25

### ACCESS\*

Patients seen in 24 months	Total	Change since previous quarter
Quarter ending March 2018	260	
Quarter ending June 2018	758	↑
Quarter ending September 2018	848	↑
Quarter ending December 2018	812	↓
Quarter ending March 2019	342	↓
<b>Variance since March 2018</b>	<b>31.5%</b>	<b>↑</b>



### ACTIVITY



Adjusted Scheduled Activity (UDA)		
Month	2018	2019
April	36	53
May	177	257
June	277	499
July	645	746
August	868	970
September	1,194	1,205
October	1,371	1,377
November	1,493	1,506
December	1,706	1,677
January	1,873	1,869
February	2,127	2,148
March	2,360	2,349
April	2,452	2,475
May	2,452	2,475
June	2,452	2,475

### QUALITY

	Quantity	Base Number	Contract	AT	Region	England
% of FP17s for the same patient ID Re-attending within 3 months - Children	0	9	0.0%	11.7%	12.3%	11.8%
% of FP17s for the same patient ID Re-attending within 3 months - Adults	8	1,004	0.8%	16.6%	15.9%	15.7%
% of FP17s for the same patient ID Re-attending between 3 & 9 months - Children	0	9	0.0%	58.1%	60.2%	58.9%
% of FP17s for the same patient ID Re-attending between 3 & 9 months - Adults	2	1,004	0.2%	51.8%	53.0%	50.8%
% of FP17s for Band 1 Urgent Courses	1	1,027	0.1%	9.7%	9.1%	9.1%
% of FP17s Relating to Free Repair or Replacements	0	1,027	0.0%	1.0%	1.0%	0.8%
% of FP17s Relating to Continuations	4	1,027	0.4%	1.1%	1.0%	0.9%
% of Patients satisfied with the dentistry they have received	1	1	N/A	93.5%	93.2%	92.5%
% of Patients satisfied with the time they had to wait for an appointment	1	1	N/A	89.3%	88.1%	87.0%

\* This is based on patients treated on this contract for their most recent course of treatment. Figures in italics indicate the base number of FP17s or Patient Questionnaire responses are less than 100. N/A is shown where the base number of responses is less than 10 during the period. % is calculated as Quantity/Base number\*100

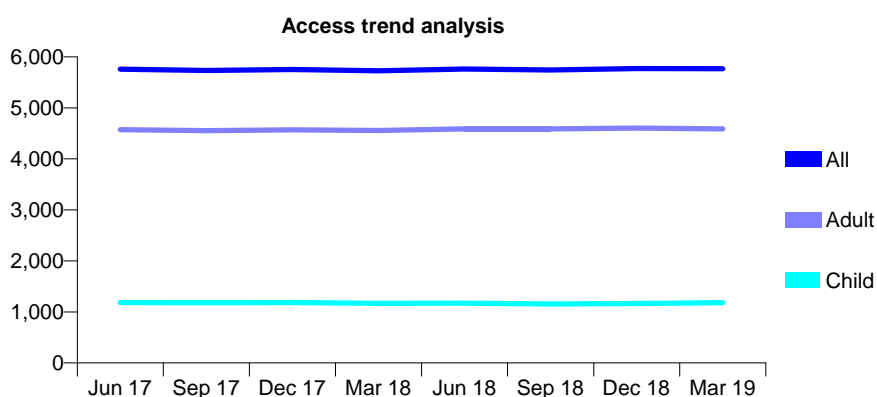
## Q44 - Vital Signs At a Glance Contract Report for 175889/0001 - Year end March 2019

Name or company name	Holmlands Dental Practice
Contract type name	GDS Contract
Purpose of contract	General
Contract start date	01/04/2006
Contract end date	

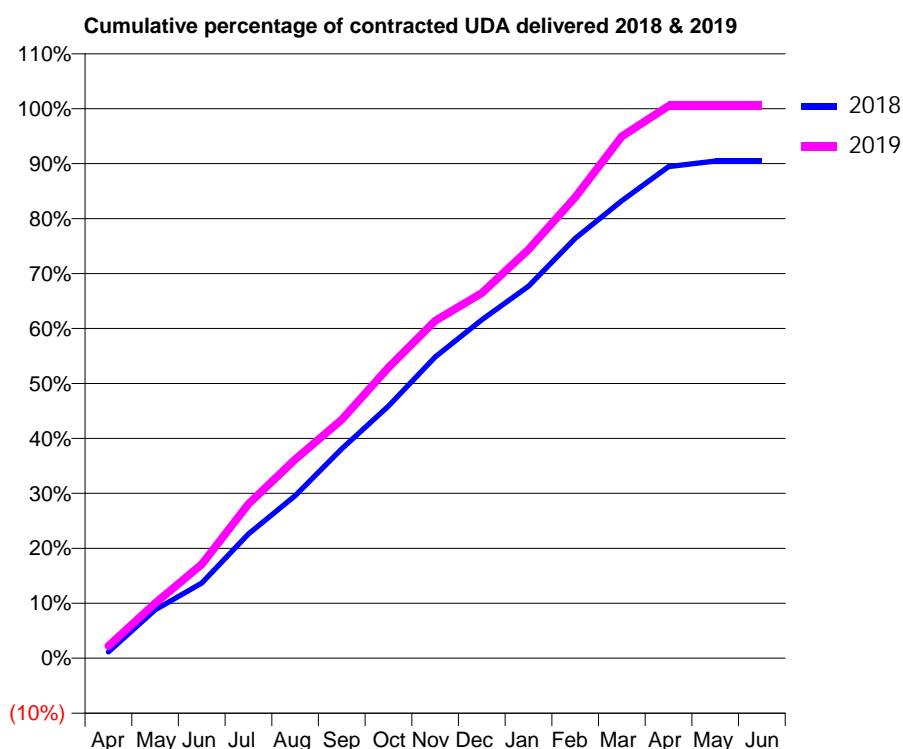
18/19 Contracted general activity (UDA)	17,000
Carry forward general activity (UDA)	0
18/19 Contracted orthodontic activity (UOA)	0
Carry forward orthodontic activity (UOA)	0
Baseline contract value	£515,093.99

### ACCESS\*

Patients seen in 24 months	Total	Change since previous quarter
Quarter ending March 2018	5,727	
Quarter ending June 2018	5,761	→
Quarter ending September 2018	5,742	→
Quarter ending December 2018	5,771	→
Quarter ending March 2019	5,768	→
<b>Variance since March 2018</b>	<b>0.7%</b>	<b>→</b>



### ACTIVITY



Adjusted Scheduled Activity (UDA)		
Month	2018	2019
April	210	377
May	1,603	1,703
June	2,487	2,903
July	4,116	4,773
August	5,381	6,153
September	6,936	7,377
October	8,351	8,992
November	9,979	10,439
December	11,209	11,295
January	12,322	12,643
February	13,905	14,261
March	15,153	16,139
April	16,279	17,082
May	16,466	17,081
June	16,466	17,081

### QUALITY

	Quantity	Base Number	Contract	AT	Region	England
% of FP17s for the same patient ID Re-attending within 3 months - Children	127	1,760	7.2%	11.7%	12.3%	11.8%
% of FP17s for the same patient ID Re-attending within 3 months - Adults	873	5,848	14.9%	16.6%	15.9%	15.7%
% of FP17s for the same patient ID Re-attending between 3 & 9 months - Children	887	1,760	50.4%	58.1%	60.2%	58.9%
% of FP17s for the same patient ID Re-attending between 3 & 9 months - Adults	2,239	5,848	38.3%	51.8%	53.0%	50.8%
% of FP17s for Band 1 Urgent Courses	1,066	7,483	14.2%	9.7%	9.1%	9.1%
% of FP17s Relating to Free Repair or Replacements	39	7,483	0.5%	1.0%	1.0%	0.8%
% of FP17s Relating to Continuations	180	7,483	2.4%	1.1%	1.0%	0.9%
% of Patients satisfied with the dentistry they have received	6	7	N/A	93.5%	93.2%	92.5%
% of Patients satisfied with the time they had to wait for an appointment	6	7	N/A	89.3%	88.1%	87.0%

\* This is based on patients treated on this contract for their most recent course of treatment.

Figures in italics indicate the base number of FP17s or Patient Questionnaire responses are less than 100. N/A is shown where the base number of responses is less than 10 during the period. % is calculated as Quantity/Base number\*100

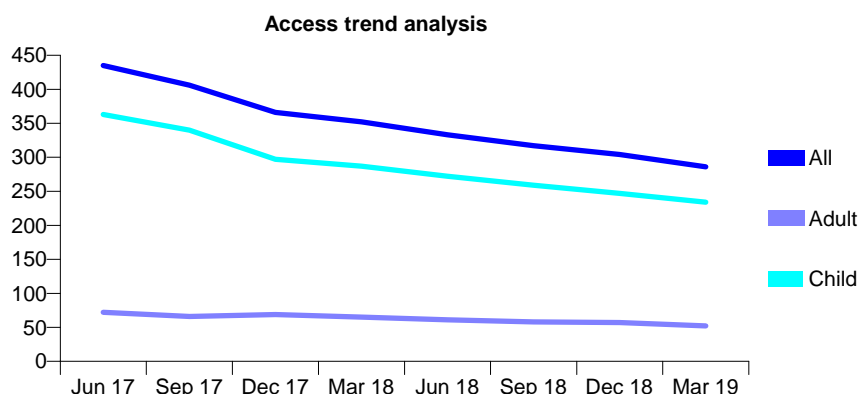
## Q44 - Vital Signs At a Glance Contract Report for 176699/0001 - Year end March 2019

Name or company name	Brunner Court Dental Practice
Contract type name	GDS Contract
Purpose of contract	General
Contract start date	01/11/2014
Contract end date	

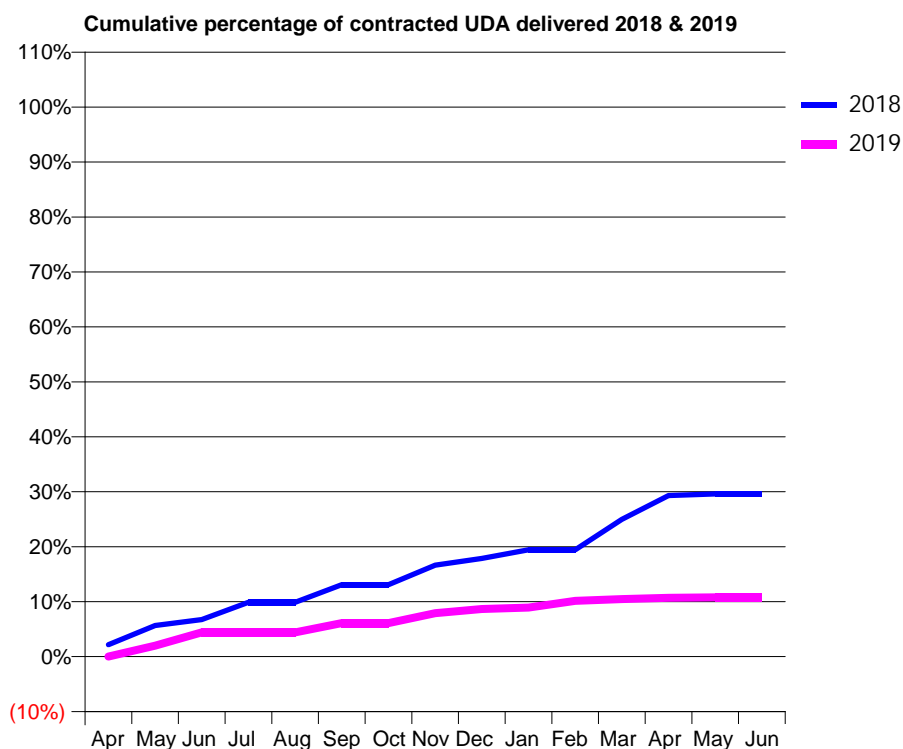
18/19 Contracted general activity (UDA)	1,606
Carry forward general activity (UDA)	0
18/19 Contracted orthodontic activity (UOA)	0
Carry forward orthodontic activity (UOA)	0
Baseline contract value	£40,323.59

### ACCESS\*

Patients seen in 24 months	Total	Change since previous quarter
Quarter ending March 2018	352	
Quarter ending June 2018	333	↓
Quarter ending September 2018	317	↓
Quarter ending December 2018	304	↓
Quarter ending March 2019	286	↓
<b>Variance since March 2018</b>	<b>(18.8%)</b>	<b>↓</b>



### ACTIVITY



Adjusted Scheduled Activity (UDA)		
Month	2018	2019
April	35	0
May	91	32
June	108	71
July	159	71
August	159	71
September	210	98
October	210	98
November	267	127
December	287	139
January	312	143
February	312	163
March	401	168
April	471	172
May	476	173
June	476	173

### QUALITY

	Quantity	Base Number	Contract	AT	Region	England
% of FP17s for the same patient ID Re-attending within 3 months - Children	17	274	6.2%	11.7%	12.3%	11.8%
% of FP17s for the same patient ID Re-attending within 3 months - Adults	10	37	27.0%	16.6%	15.9%	15.7%
% of FP17s for the same patient ID Re-attending between 3 & 9 months - Children	159	274	58.0%	58.1%	60.2%	58.9%
% of FP17s for the same patient ID Re-attending between 3 & 9 months - Adults	18	37	48.6%	51.8%	53.0%	50.8%
% of FP17s for Band 1 Urgent Courses	2	196	1.0%	9.7%	9.1%	9.1%
% of FP17s Relating to Free Repair or Replacements	0	196	0.0%	1.0%	1.0%	0.8%
% of FP17s Relating to Continuations	2	196	1.0%	1.1%	1.0%	0.9%
% of Patients satisfied with the dentistry they have received	0	0	N/A	93.5%	93.2%	92.5%
% of Patients satisfied with the time they had to wait for an appointment	0	0	N/A	89.3%	88.1%	87.0%

\* This is based on patients treated on this contract for their most recent course of treatment.  
 Figures in italics indicate the base number of FP17s or Patient Questionnaire responses are less than 100. N/A is shown where the base number of responses is less than 10 during the period. % is calculated as Quantity/Base number\*100

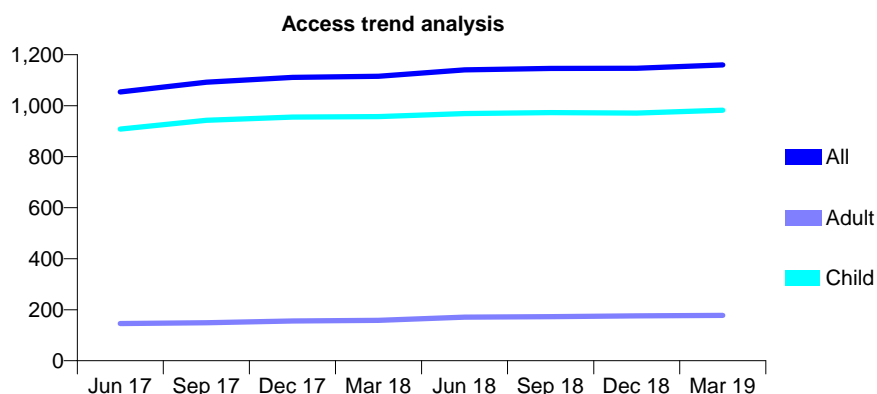
## Q44 - Vital Signs At a Glance Contract Report for 177482/0001 - Year end March 2019

Name or company name	Moody Terrace Dental Practice Ltd
Contract type name	GDS Contract
Purpose of contract	General
Contract start date	01/01/2008
Contract end date	

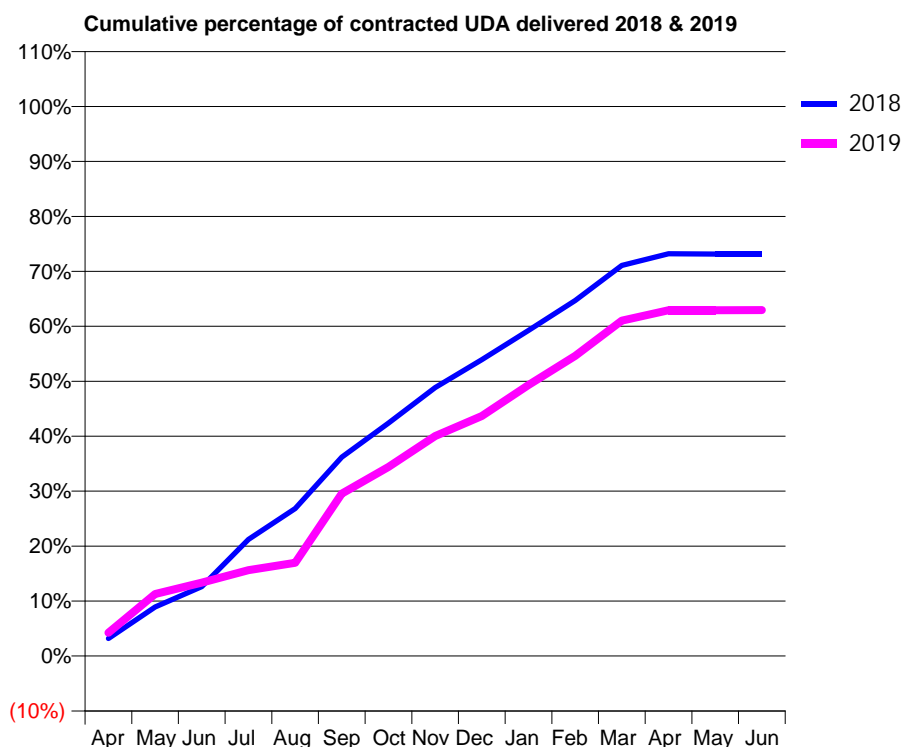
18/19 Contracted general activity (UDA)	4,000
Carry forward general activity (UDA)	0
18/19 Contracted orthodontic activity (UOA)	0
Carry forward orthodontic activity (UOA)	0
Baseline contract value	£85,874.09

### ACCESS\*

Patients seen in 24 months	Total	Change since previous quarter
Quarter ending March 2018	1,115	
Quarter ending June 2018	1,140	↑
Quarter ending September 2018	1,146	→
Quarter ending December 2018	1,147	→
Quarter ending March 2019	1,160	→
<b>Variance since March 2018</b>	<b>4.0%</b>	<b>↑</b>



### ACTIVITY



Adjusted Scheduled Activity (UDA)		
Month	2018	2019
April	127	169
May	357	452
June	505	534
July	849	625
August	1,074	679
September	1,448	1,182
October	1,695	1,377
November	1,955	1,601
December	2,156	1,747
January	2,370	1,973
February	2,588	2,184
March	2,843	2,441
April	2,928	2,517
May	2,925	2,517
June	2,925	2,518

### QUALITY

	Quantity	Base Number	Contract	AT	Region	England
% of FP17s for the same patient ID Re-attending within 3 months - Children	144	1,744	8.3%	11.7%	12.3%	11.8%
% of FP17s for the same patient ID Re-attending within 3 months - Adults	7	93	7.5%	16.6%	15.9%	15.7%
% of FP17s for the same patient ID Re-attending between 3 & 9 months - Children	1,222	1,744	70.1%	58.1%	60.2%	58.9%
% of FP17s for the same patient ID Re-attending between 3 & 9 months - Adults	67	93	72.0%	51.8%	53.0%	50.8%
% of FP17s for Band 1 Urgent Courses	53	1,826	2.9%	9.7%	9.1%	9.1%
% of FP17s Relating to Free Repair or Replacements	0	1,826	0.0%	1.0%	1.0%	0.8%
% of FP17s Relating to Continuations	0	1,826	0.0%	1.1%	1.0%	0.9%
% of Patients satisfied with the dentistry they have received	1	1	N/A	93.5%	93.2%	92.5%
% of Patients satisfied with the time they had to wait for an appointment	1	1	N/A	89.3%	88.1%	87.0%

\* This is based on patients treated on this contract for their most recent course of treatment.

Figures in italics indicate the base number of FP17s or Patient Questionnaire responses are less than 100. N/A is shown where the base number of responses is less than 10 during the period. % is calculated as Quantity/Base number\*100

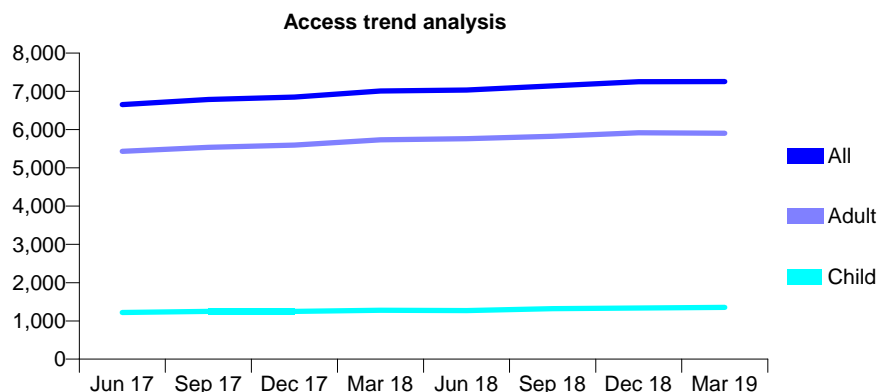
## Q44 - Vital Signs At a Glance Contract Report for 181331/0001 - Year end March 2019

Name or company name	Prenton Dental Practice
Contract type name	GDS Contract
Purpose of contract	General
Contract start date	01/04/2006
Contract end date	

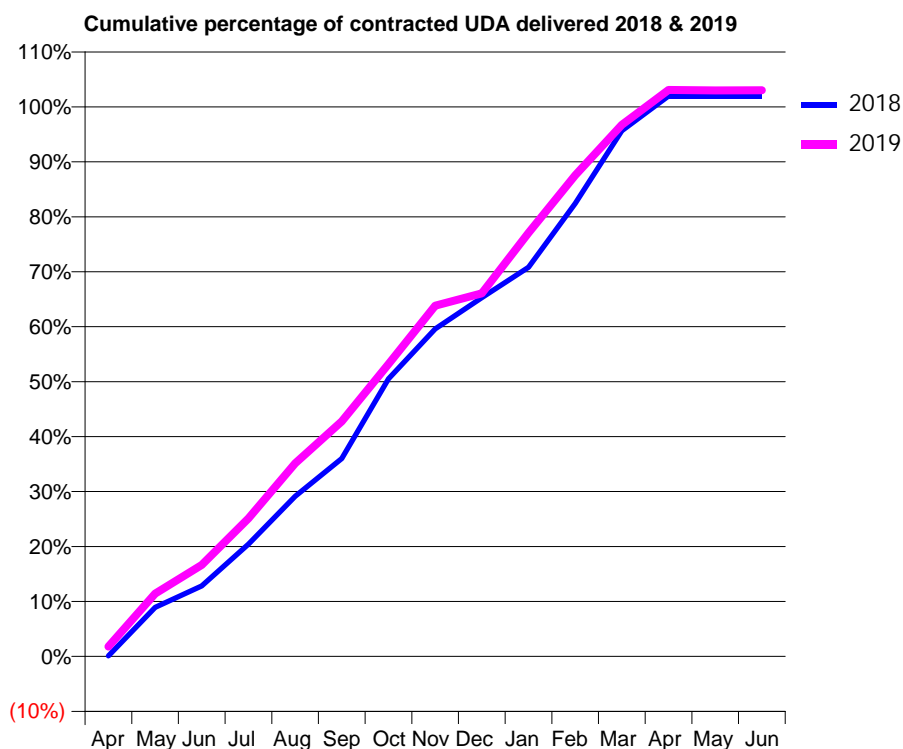
18/19 Contracted general activity (UDA)	21,341
Carry forward general activity (UDA)	173
18/19 Contracted orthodontic activity (UOA)	0
Carry forward orthodontic activity (UOA)	0
Baseline contract value	£642,199.18

### ACCESS\*

Patients seen in 24 months	Total	Change since previous quarter
Quarter ending March 2018	7,009	
Quarter ending June 2018	7,031	→
Quarter ending September 2018	7,144	→
Quarter ending December 2018	7,252	→
Quarter ending March 2019	7,256	→
<b>Variance since March 2018</b>	<b>3.5%</b>	<b>↑</b>



### ACTIVITY



Adjusted Scheduled Activity (UDA)		
Month	2018	2019
April	25	383
May	1,907	2,440
June	2,739	3,554
July	4,360	5,361
August	6,219	7,495
September	7,688	9,126
October	10,778	11,353
November	12,717	13,618
December	13,928	14,100
January	15,108	16,452
February	17,591	18,686
March	20,411	20,639
April	21,758	21,999
May	21,761	21,983
June	21,757	21,988

### QUALITY

	Quantity	Base Number	Contract	AT	Region	England
% of FP17s for the same patient ID Re-attending within 3 months - Children	269	2,010	13.4%	11.7%	12.3%	11.8%
% of FP17s for the same patient ID Re-attending within 3 months - Adults	2,005	8,800	22.8%	16.6%	15.9%	15.7%
% of FP17s for the same patient ID Re-attending between 3 & 9 months - Children	1,037	2,010	51.6%	58.1%	60.2%	58.9%
% of FP17s for the same patient ID Re-attending between 3 & 9 months - Adults	3,876	8,800	44.0%	51.8%	53.0%	50.8%
% of FP17s for Band 1 Urgent Courses	1,687	10,101	16.7%	9.7%	9.1%	9.1%
% of FP17s Relating to Free Repair or Replacements	157	10,101	1.6%	1.0%	1.0%	0.8%
% of FP17s Relating to Continuations	108	10,101	1.1%	1.1%	1.0%	0.9%
% of Patients satisfied with the dentistry they have received	7	7	N/A	93.5%	93.2%	92.5%
% of Patients satisfied with the time they had to wait for an appointment	7	7	N/A	89.3%	88.1%	87.0%

\* This is based on patients treated on this contract for their most recent course of treatment.

Figures in italics indicate the base number of FP17s or Patient Questionnaire responses are less than 100. N/A is shown where the base number of responses is less than 10 during the period. % is calculated as Quantity/Base number\*100

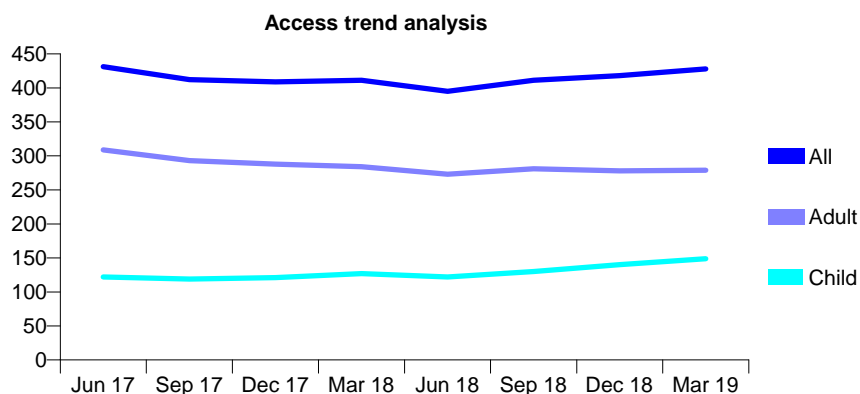
## Q44 - Vital Signs At a Glance Contract Report for 185248/0001 - Year end March 2019

Name or company name	Cheshire Centre of Dental Excellence
Contract type name	GDS Contract
Purpose of contract	General
Contract start date	01/06/2010
Contract end date	

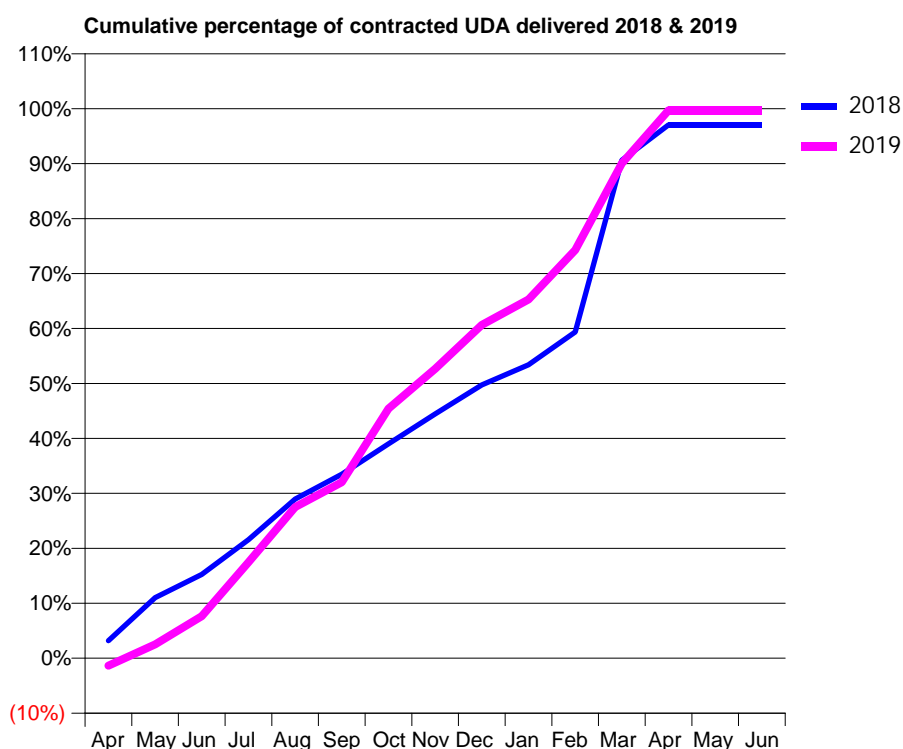
18/19 Contracted general activity (UDA)	1,380
Carry forward general activity (UDA)	40
18/19 Contracted orthodontic activity (UOA)	0
Carry forward orthodontic activity (UOA)	0
Baseline contract value	£37,641.33

### ACCESS\*

Patients seen in 24 months	Total	Change since previous quarter
Quarter ending March 2018	411	
Quarter ending June 2018	395	↓
Quarter ending September 2018	411	↑
Quarter ending December 2018	418	→
Quarter ending March 2019	428	↑
<b>Variance since March 2018</b>	<b>4.1%</b>	<b>↑</b>



### ACTIVITY



Adjusted Scheduled Activity (UDA)		
Month	2018	2019
April	44	-19
May	152	35
June	210	106
July	297	241
August	400	380
September	462	442
October	538	627
November	613	727
December	686	837
January	737	901
February	819	1,025
March	1,250	1,243
April	1,339	1,376
May	1,339	1,376
June	1,339	1,376

### QUALITY

	Quantity	Base Number	Contract	AT	Region	England
% of FP17s for the same patient ID Re-attending within 3 months - Children	12	233	5.2%	11.7%	12.3%	11.8%
% of FP17s for the same patient ID Re-attending within 3 months - Adults	46	381	12.1%	16.6%	15.9%	15.7%
% of FP17s for the same patient ID Re-attending between 3 & 9 months - Children	129	233	55.4%	58.1%	60.2%	58.9%
% of FP17s for the same patient ID Re-attending between 3 & 9 months - Adults	229	381	60.1%	51.8%	53.0%	50.8%
% of FP17s for Band 1 Urgent Courses	29	635	4.6%	9.7%	9.1%	9.1%
% of FP17s Relating to Free Repair or Replacements	3	635	0.5%	1.0%	1.0%	0.8%
% of FP17s Relating to Continuations	23	635	3.6%	1.1%	1.0%	0.9%
% of Patients satisfied with the dentistry they have received	1	1	N/A	93.5%	93.2%	92.5%
% of Patients satisfied with the time they had to wait for an appointment	1	1	N/A	89.3%	88.1%	87.0%

\* This is based on patients treated on this contract for their most recent course of treatment. Figures in italics indicate the base number of FP17s or Patient Questionnaire responses are less than 100. N/A is shown where the base number of responses is less than 10 during the period. % is calculated as Quantity/Base number\*100



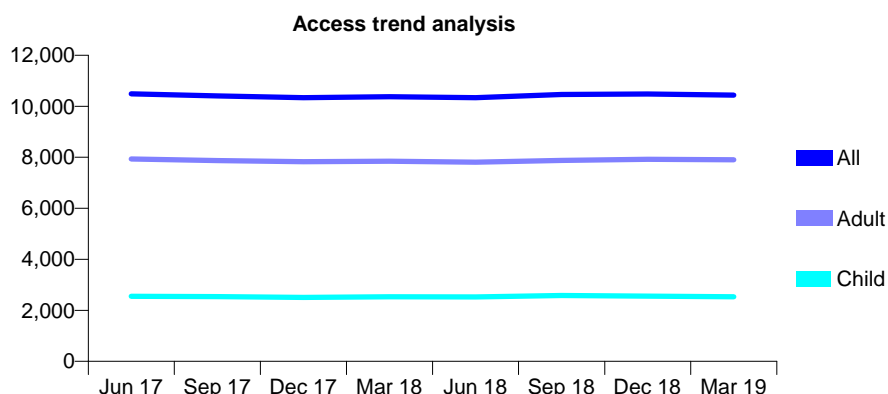
## Q44 - Vital Signs At a Glance Contract Report for 185620/0001 - Year end March 2019

Name or company name	Xeon Smiles UK Ltd
Contract type name	PDS Contract
Purpose of contract	General
Contract start date	01/04/2009
Contract end date	31/03/2020

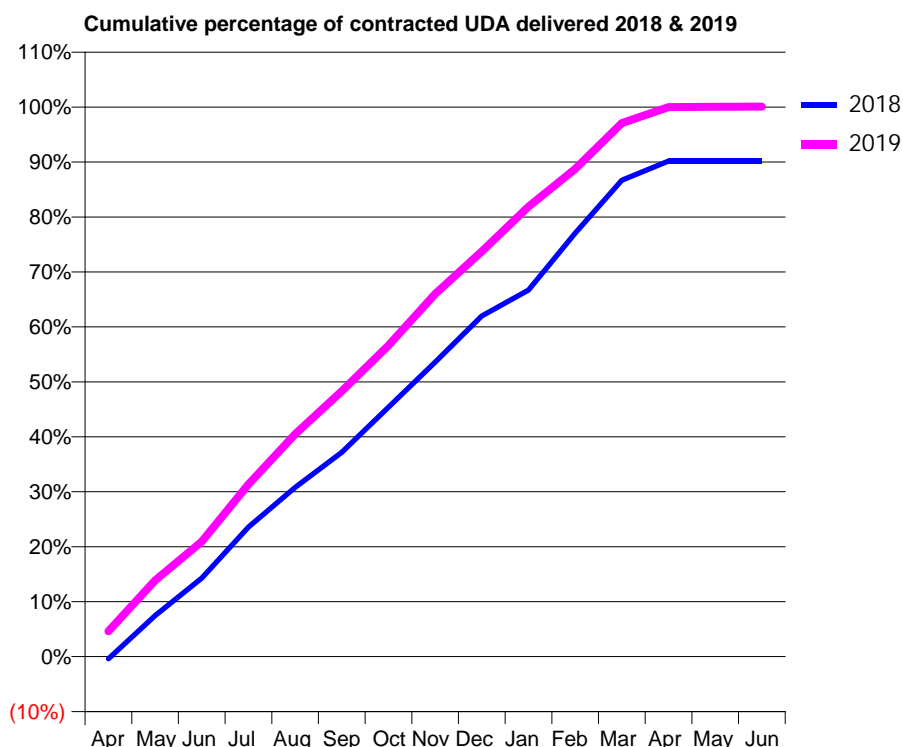
18/19 Contracted general activity (UDA)	32,798
Carry forward general activity (UDA)	0
18/19 Contracted orthodontic activity (UOA)	0
Carry forward orthodontic activity (UOA)	0
Baseline contract value	£851,993.42

### ACCESS\*

Patients seen in 24 months	Total	Change since previous quarter
Quarter ending March 2018	10,378	
Quarter ending June 2018	10,337	→
Quarter ending September 2018	10,459	→
Quarter ending December 2018	10,479	→
Quarter ending March 2019	10,440	→
<b>Variance since March 2018</b>	<b>0.6%</b>	<b>→</b>



### ACTIVITY



Adjusted Scheduled Activity (UDA)		
Month	2018	2019
April	-131	1,516
May	2,453	4,560
June	4,681	6,863
July	7,731	10,282
August	10,108	13,279
September	12,200	15,841
October	14,884	18,569
November	17,579	21,655
December	20,328	24,174
January	21,875	26,855
February	25,279	29,114
March	28,422	31,839
April	29,575	32,792
May	29,584	32,811
June	29,573	32,825

### QUALITY

	Quantity	Base Number	Contract	AT	Region	England
% of FP17s for the same patient ID Re-attending within 3 months - Children	429	4,303	10.0%	11.7%	12.3%	11.8%
% of FP17s for the same patient ID Re-attending within 3 months - Adults	1,825	11,444	15.9%	16.6%	15.9%	15.7%
% of FP17s for the same patient ID Re-attending between 3 & 9 months - Children	2,801	4,303	65.1%	58.1%	60.2%	58.9%
% of FP17s for the same patient ID Re-attending between 3 & 9 months - Adults	6,307	11,444	55.1%	51.8%	53.0%	50.8%
% of FP17s for Band 1 Urgent Courses	1,290	15,635	8.3%	9.7%	9.1%	9.1%
% of FP17s Relating to Free Repair or Replacements	163	15,635	1.0%	1.0%	1.0%	0.8%
% of FP17s Relating to Continuations	110	15,635	0.7%	1.1%	1.0%	0.9%
% of Patients satisfied with the dentistry they have received	10	11	90.9%	93.5%	93.2%	92.5%
% of Patients satisfied with the time they had to wait for an appointment	10	11	90.9%	89.3%	88.1%	87.0%

\* This is based on patients treated on this contract for their most recent course of treatment.  
 Figures in *italics* indicate the base number of FP17s or Patient Questionnaire responses are less than 100. N/A is shown where the base number of responses is less than 10 during the period. % is calculated as Quantity/Base number\*100

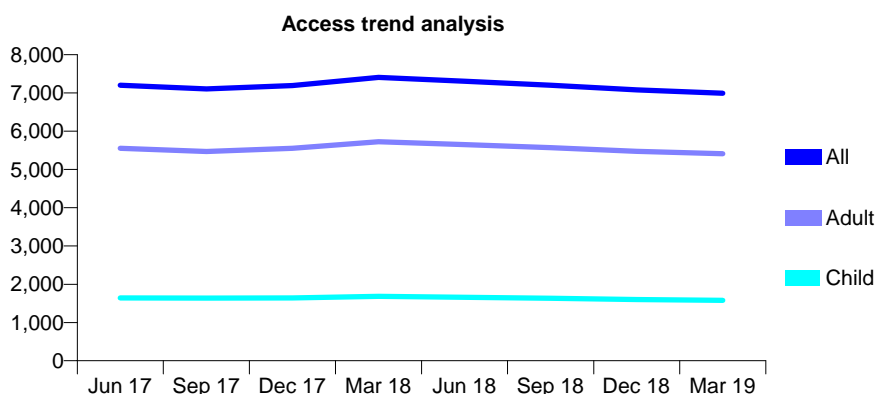
## Q44 - Vital Signs At a Glance Contract Report for 192546/0001 - Year end March 2019

Name or company name	Birchwood Dental Practice
Contract type name	GDS Contract
Purpose of contract	General
Contract start date	01/07/2014
Contract end date	

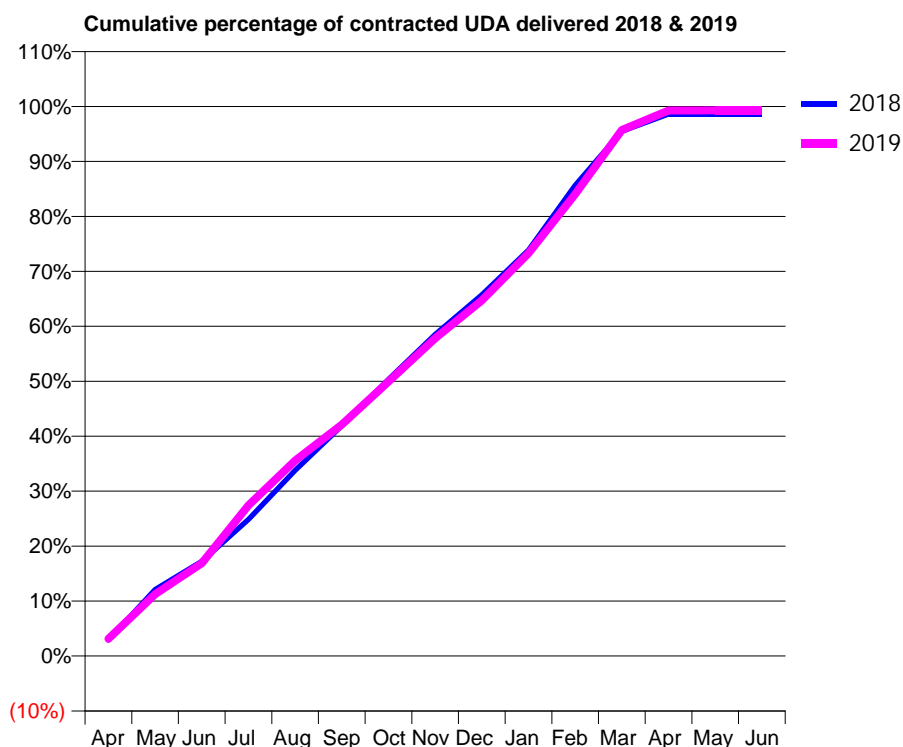
18/19 Contracted general activity (UDA)	19,914
Carry forward general activity (UDA)	275
18/19 Contracted orthodontic activity (UOA)	0
Carry forward orthodontic activity (UOA)	0
Baseline contract value	£613,587.92

### ACCESS\*

Patients seen in 24 months	Total	Change since previous quarter
Quarter ending March 2018	7,405	
Quarter ending June 2018	7,306	↓
Quarter ending September 2018	7,201	↓
Quarter ending December 2018	7,077	↓
Quarter ending March 2019	6,992	↓
<b>Variance since March 2018</b>	<b>(5.6%)</b>	<b>↓</b>



### ACTIVITY



Adjusted Scheduled Activity (UDA)		
Month	2018	2019
April	582	627
May	2,407	2,246
June	3,433	3,360
July	4,949	5,465
August	6,729	7,085
September	8,345	8,382
October	10,026	9,944
November	11,654	11,513
December	13,084	12,888
January	14,707	14,590
February	17,056	16,735
March	19,012	19,057
April	19,640	19,770
May	19,638	19,773
June	19,638	19,773

### QUALITY

	Quantity	Base Number	Contract	AT	Region	England
% of FP17s for the same patient ID Re-attending within 3 months - Children	157	2,294	6.8%	11.7%	12.3%	11.8%
% of FP17s for the same patient ID Re-attending within 3 months - Adults	902	6,893	13.1%	16.6%	15.9%	15.7%
% of FP17s for the same patient ID Re-attending between 3 & 9 months - Children	1,466	2,294	63.9%	58.1%	60.2%	58.9%
% of FP17s for the same patient ID Re-attending between 3 & 9 months - Adults	3,471	6,893	50.4%	51.8%	53.0%	50.8%
% of FP17s for Band 1 Urgent Courses	624	9,214	6.8%	9.7%	9.1%	9.1%
% of FP17s Relating to Free Repair or Replacements	144	9,214	1.6%	1.0%	1.0%	0.8%
% of FP17s Relating to Continuations	113	9,214	1.2%	1.1%	1.0%	0.9%
% of Patients satisfied with the dentistry they have received	4	5	N/A	93.5%	93.2%	92.5%
% of Patients satisfied with the time they had to wait for an appointment	4	5	N/A	89.3%	88.1%	87.0%

\* This is based on patients treated on this contract for their most recent course of treatment.

Figures in italics indicate the base number of FP17s or Patient Questionnaire responses are less than 100. N/A is shown where the base number of responses is less than 10 during the period. % is calculated as Quantity/Base number\*100

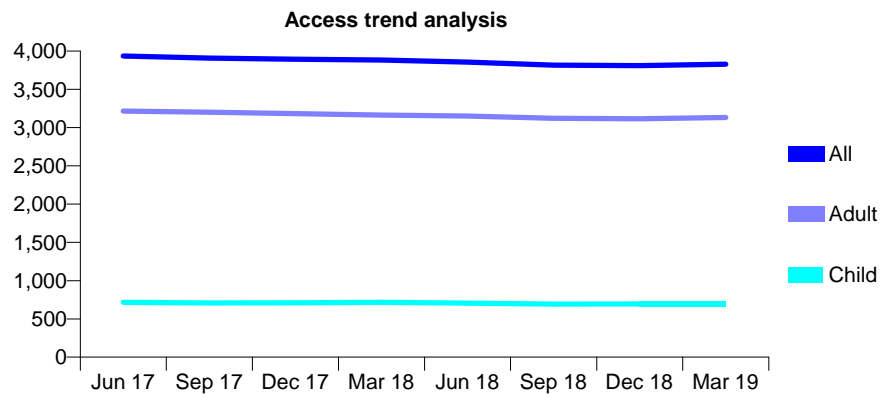
## Q44 - Vital Signs At a Glance Contract Report for 193321/0001 - Year end March 2019

Name or company name	PRESTBURY DENTAL PRACTICE LIMITE
Contract type name	GDS Contract
Purpose of contract	General
Contract start date	01/10/2011
Contract end date	

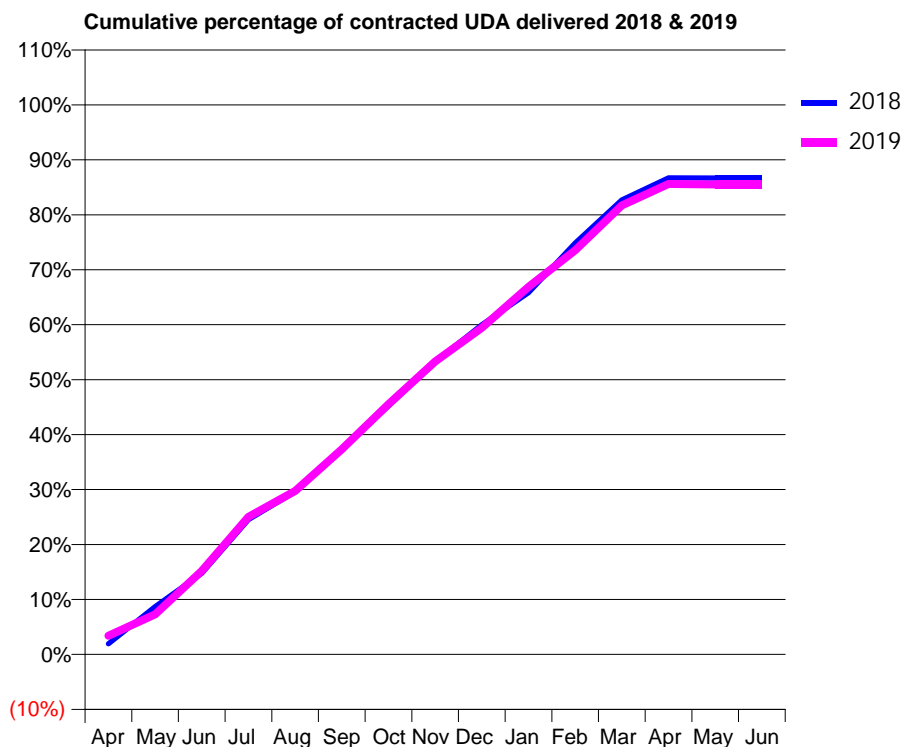
18/19 Contracted general activity (UDA)	13,500
Carry forward general activity (UDA)	0
18/19 Contracted orthodontic activity (UOA)	0
Carry forward orthodontic activity (UOA)	0
Baseline contract value	£382,779.67

### ACCESS\*

Patients seen in 24 months	Total	Change since previous quarter
Quarter ending March 2018	3,883	
Quarter ending June 2018	3,856	→
Quarter ending September 2018	3,816	↓
Quarter ending December 2018	3,809	→
Quarter ending March 2019	3,828	→
<b>Variance since March 2018</b>	<b>(1.4%)</b>	<b>↓</b>



### ACTIVITY



Adjusted Scheduled Activity (UDA)		
Month	2018	2019
April	265	458
May	1,174	985
June	1,991	2,051
July	3,315	3,381
August	3,999	4,019
September	5,060	5,041
October	6,106	6,146
November	7,194	7,196
December	8,096	8,022
January	8,887	9,030
February	10,106	9,929
March	11,164	11,029
April	11,708	11,556
May	11,704	11,547
June	11,702	11,547

### QUALITY

	Quantity	Base Number	Contract	AT	Region	England
% of FP17s for the same patient ID Re-attending within 3 months - Children	49	1,065	4.6%	11.7%	12.3%	11.8%
% of FP17s for the same patient ID Re-attending within 3 months - Adults	965	5,407	17.8%	16.6%	15.9%	15.7%
% of FP17s for the same patient ID Re-attending between 3 & 9 months - Children	716	1,065	67.2%	58.1%	60.2%	58.9%
% of FP17s for the same patient ID Re-attending between 3 & 9 months - Adults	3,453	5,407	63.9%	51.8%	53.0%	50.8%
% of FP17s for Band 1 Urgent Courses	789	6,473	12.2%	9.7%	9.1%	9.1%
% of FP17s Relating to Free Repair or Replacements	94	6,473	1.5%	1.0%	1.0%	0.8%
% of FP17s Relating to Continuations	107	6,473	1.7%	1.1%	1.0%	0.9%
% of Patients satisfied with the dentistry they have received	1	1	N/A	93.5%	93.2%	92.5%
% of Patients satisfied with the time they had to wait for an appointment	1	1	N/A	89.3%	88.1%	87.0%

\* This is based on patients treated on this contract for their most recent course of treatment.

Figures in italics indicate the base number of FP17s or Patient Questionnaire responses are less than 100. N/A is shown where the base number of responses is less than 10 during the period. % is calculated as Quantity/Base number\*100

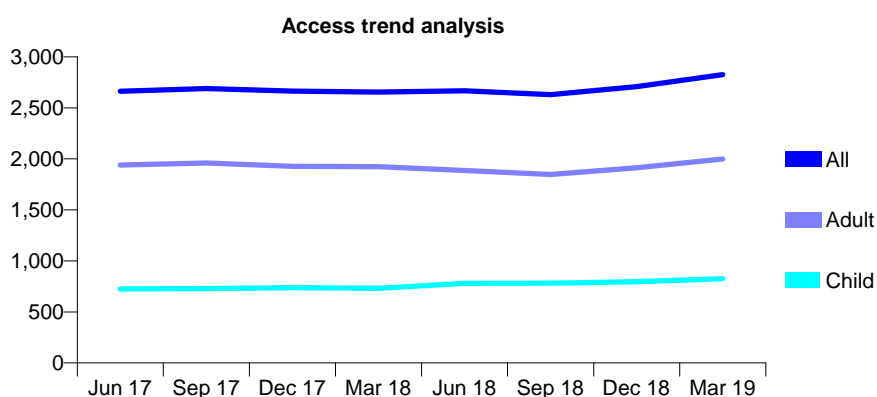
## Q44 - Vital Signs At a Glance Contract Report for 194298/0001 - Year end March 2019

Name or company name	Woodchurch Dental Practice
Contract type name	GDS Contract
Purpose of contract	General
Contract start date	08/10/2012
Contract end date	

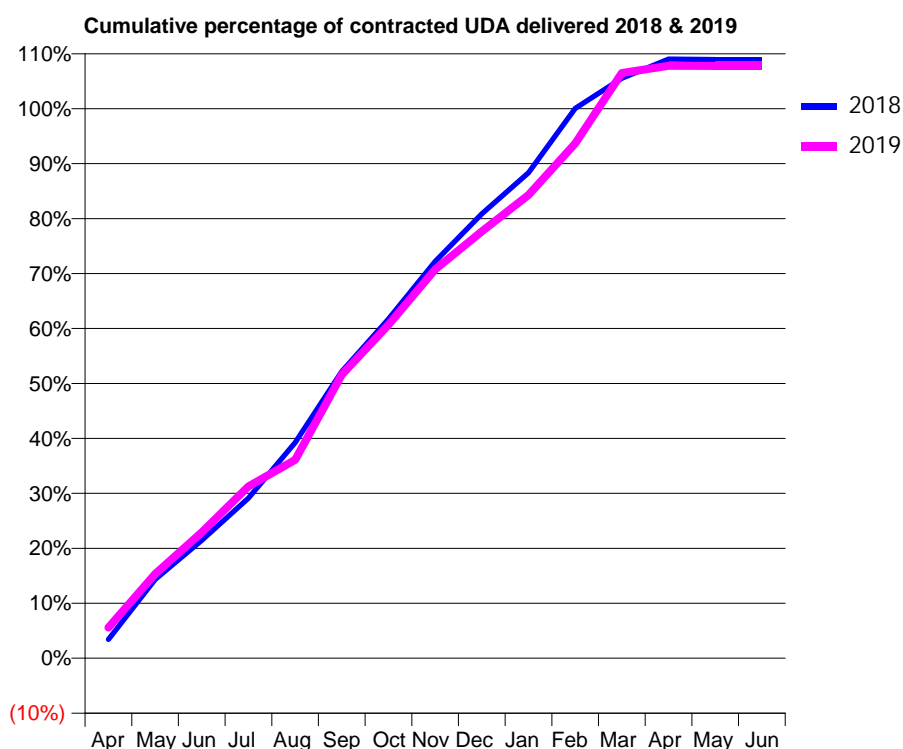
18/19 Contracted general activity (UDA)	6,570
Carry forward general activity (UDA)	0
18/19 Contracted orthodontic activity (UOA)	0
Carry forward orthodontic activity (UOA)	0
Baseline contract value	£209,053.57

### ACCESS\*

Patients seen in 24 months	Total	Change since previous quarter
Quarter ending March 2018	2,655	
Quarter ending June 2018	2,667	→
Quarter ending September 2018	2,630	↓
Quarter ending December 2018	2,708	↑
Quarter ending March 2019	2,825	↑
<b>Variance since March 2018</b>	<b>6.4%</b>	<b>↑</b>



### ACTIVITY



Adjusted Scheduled Activity (UDA)		
Month	2018	2019
April	230	366
May	961	1,009
June	1,439	1,504
July	1,953	2,055
August	2,631	2,372
September	3,495	3,388
October	4,137	3,986
November	4,838	4,649
December	5,417	5,103
January	5,919	5,538
February	6,704	6,154
March	7,072	6,997
April	7,305	7,081
May	7,299	7,080
June	7,299	7,080

### QUALITY

	Quantity	Base Number	Contract	AT	Region	England
% of FP17s for the same patient ID Re-attending within 3 months - Children	188	1,428	13.2%	11.7%	12.3%	11.8%
% of FP17s for the same patient ID Re-attending within 3 months - Adults	575	2,749	20.9%	16.6%	15.9%	15.7%
% of FP17s for the same patient ID Re-attending between 3 & 9 months - Children	791	1,428	55.4%	58.1%	60.2%	58.9%
% of FP17s for the same patient ID Re-attending between 3 & 9 months - Adults	1,067	2,749	38.8%	51.8%	53.0%	50.8%
% of FP17s for Band 1 Urgent Courses	869	3,279	26.5%	9.7%	9.1%	9.1%
% of FP17s Relating to Free Repair or Replacements	34	3,279	1.0%	1.0%	1.0%	0.8%
% of FP17s Relating to Continuations	8	3,279	0.2%	1.1%	1.0%	0.9%
% of Patients satisfied with the dentistry they have received	1	1	N/A	93.5%	93.2%	92.5%
% of Patients satisfied with the time they had to wait for an appointment	1	1	N/A	89.3%	88.1%	87.0%

\* This is based on patients treated on this contract for their most recent course of treatment.

Figures in italics indicate the base number of FP17s or Patient Questionnaire responses are less than 100. N/A is shown where the base number of responses is less than 10 during the period. % is calculated as Quantity/Base number\*100

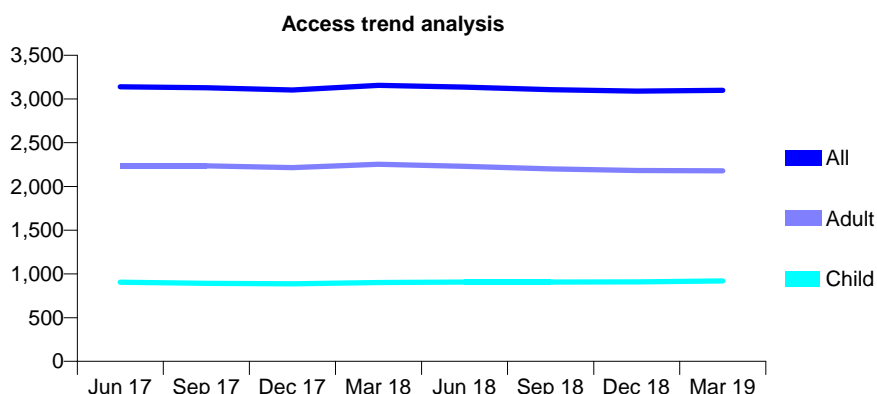
## Q44 - Vital Signs At a Glance Contract Report for 198021/0001 - Year end March 2019

Name or company name	Taylor-Jones & Jones
Contract type name	GDS Contract
Purpose of contract	General
Contract start date	01/04/2009
Contract end date	

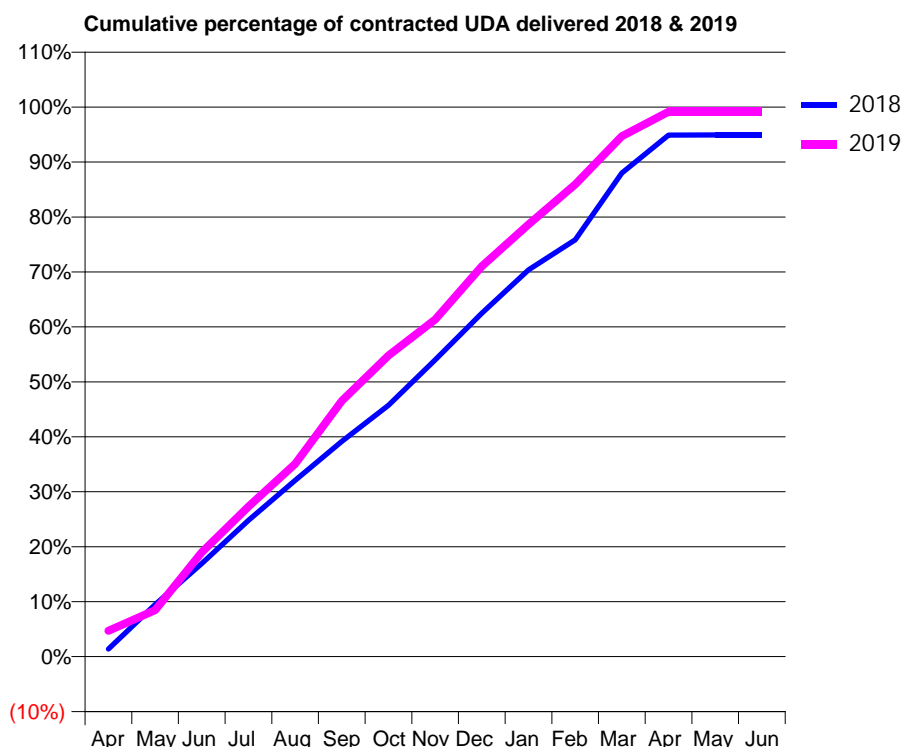
18/19 Contracted general activity (UDA)	8,000
Carry forward general activity (UDA)	0
18/19 Contracted orthodontic activity (UOA)	0
Carry forward orthodontic activity (UOA)	0
Baseline contract value	£212,841.58

### ACCESS\*

Patients seen in 24 months	Total	Change since previous quarter
Quarter ending March 2018	3,156	
Quarter ending June 2018	3,137	→
Quarter ending September 2018	3,108	→
Quarter ending December 2018	3,090	→
Quarter ending March 2019	3,099	→
<b>Variance since March 2018</b>	<b>(1.8%)</b>	<b>↓</b>



### ACTIVITY



Adjusted Scheduled Activity (UDA)		
Month	2018	2019
April	112	375
May	757	677
June	1,356	1,519
July	1,984	2,185
August	2,567	2,806
September	3,133	3,722
October	3,659	4,383
November	4,321	4,907
December	4,997	5,682
January	5,631	6,291
February	6,067	6,873
March	7,040	7,574
April	7,591	7,932
May	7,593	7,932
June	7,593	7,932

### QUALITY

	Quantity	Base Number	Contract	AT	Region	England
% of FP17s for the same patient ID Re-attending within 3 months - Children	78	1,422	5.5%	11.7%	12.3%	11.8%
% of FP17s for the same patient ID Re-attending within 3 months - Adults	406	3,107	13.1%	16.6%	15.9%	15.7%
% of FP17s for the same patient ID Re-attending between 3 & 9 months - Children	923	1,422	64.9%	58.1%	60.2%	58.9%
% of FP17s for the same patient ID Re-attending between 3 & 9 months - Adults	1,706	3,107	54.9%	51.8%	53.0%	50.8%
% of FP17s for Band 1 Urgent Courses	285	4,366	6.5%	9.7%	9.1%	9.1%
% of FP17s Relating to Free Repair or Replacements	35	4,366	0.8%	1.0%	1.0%	0.8%
% of FP17s Relating to Continuations	11	4,366	0.3%	1.1%	1.0%	0.9%
% of Patients satisfied with the dentistry they have received	18	18	100.0%	93.5%	93.2%	92.5%
% of Patients satisfied with the time they had to wait for an appointment	17	18	94.4%	89.3%	88.1%	87.0%

\* This is based on patients treated on this contract for their most recent course of treatment.  
 Figures in *italics* indicate the base number of FP17s or Patient Questionnaire responses are less than 100. N/A is shown where the base number of responses is less than 10 during the period. % is calculated as Quantity/Base number\*100

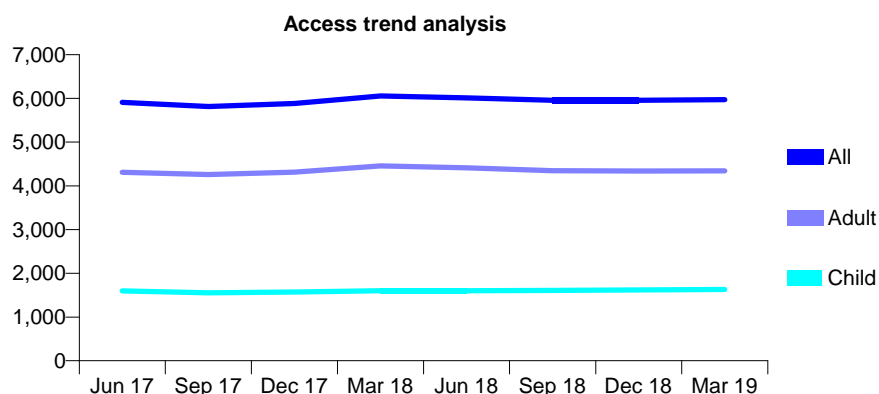
## Q44 - Vital Signs At a Glance Contract Report for 210153/0001 - Year end March 2019

Name or company name	Latchford Dental Practice Ltd
Contract type name	GDS Contract
Purpose of contract	General
Contract start date	01/04/2006
Contract end date	

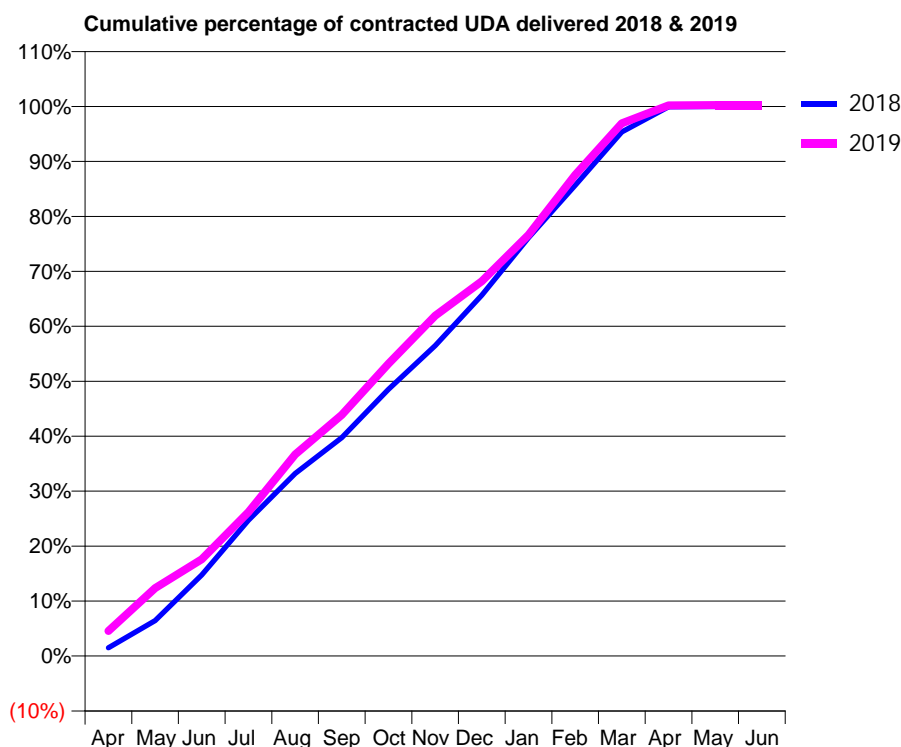
18/19 Contracted general activity (UDA)	15,892
Carry forward general activity (UDA)	0
18/19 Contracted orthodontic activity (UOA)	0
Carry forward orthodontic activity (UOA)	0
Baseline contract value	£514,331.47

### ACCESS\*

Patients seen in 24 months	Total	Change since previous quarter
Quarter ending March 2018	6,057	
Quarter ending June 2018	6,011	→
Quarter ending September 2018	5,956	→
Quarter ending December 2018	5,956	→
Quarter ending March 2019	5,971	→
<b>Variance since March 2018</b>	<b>(1.4%)</b>	<b>↓</b>



### ACTIVITY



Adjusted Scheduled Activity (UDA)		
Month	2018	2019
April	240	722
May	1,032	1,963
June	2,356	2,798
July	3,941	4,161
August	5,296	5,829
September	6,339	6,975
October	7,738	8,452
November	9,009	9,843
December	10,473	10,833
January	12,140	12,178
February	13,660	13,918
March	15,208	15,404
April	15,942	15,921
May	15,950	15,933
June	15,950	15,933

### QUALITY

	Quantity	Base Number	Contract	AT	Region	England
% of FP17s for the same patient ID Re-attending within 3 months - Children	172	2,408	7.1%	11.7%	12.3%	11.8%
% of FP17s for the same patient ID Re-attending within 3 months - Adults	983	5,985	16.4%	16.6%	15.9%	15.7%
% of FP17s for the same patient ID Re-attending between 3 & 9 months - Children	1,277	2,408	53.0%	58.1%	60.2%	58.9%
% of FP17s for the same patient ID Re-attending between 3 & 9 months - Adults	2,786	5,985	46.5%	51.8%	53.0%	50.8%
% of FP17s for Band 1 Urgent Courses	848	8,373	10.1%	9.7%	9.1%	9.1%
% of FP17s Relating to Free Repair or Replacements	110	8,373	1.3%	1.0%	1.0%	0.8%
% of FP17s Relating to Continuations	101	8,373	1.2%	1.1%	1.0%	0.9%
% of Patients satisfied with the dentistry they have received	5	6	N/A	93.5%	93.2%	92.5%
% of Patients satisfied with the time they had to wait for an appointment	5	6	N/A	89.3%	88.1%	87.0%

\* This is based on patients treated on this contract for their most recent course of treatment.

Figures in italics indicate the base number of FP17s or Patient Questionnaire responses are less than 100. N/A is shown where the base number of responses is less than 10 during the period. % is calculated as Quantity/Base number\*100

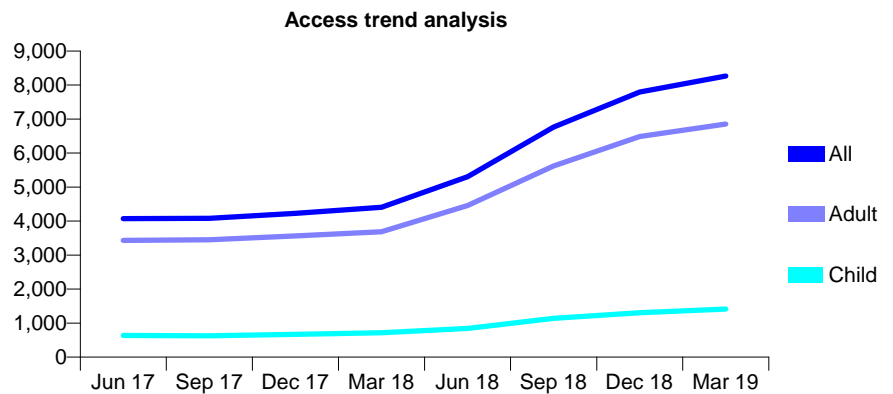
## Q44 - Vital Signs At a Glance Contract Report for 214906/0001 - Year end March 2019

Name or company name	Alsager Dental Care
Contract type name	GDS Contract
Purpose of contract	General
Contract start date	01/04/2006
Contract end date	

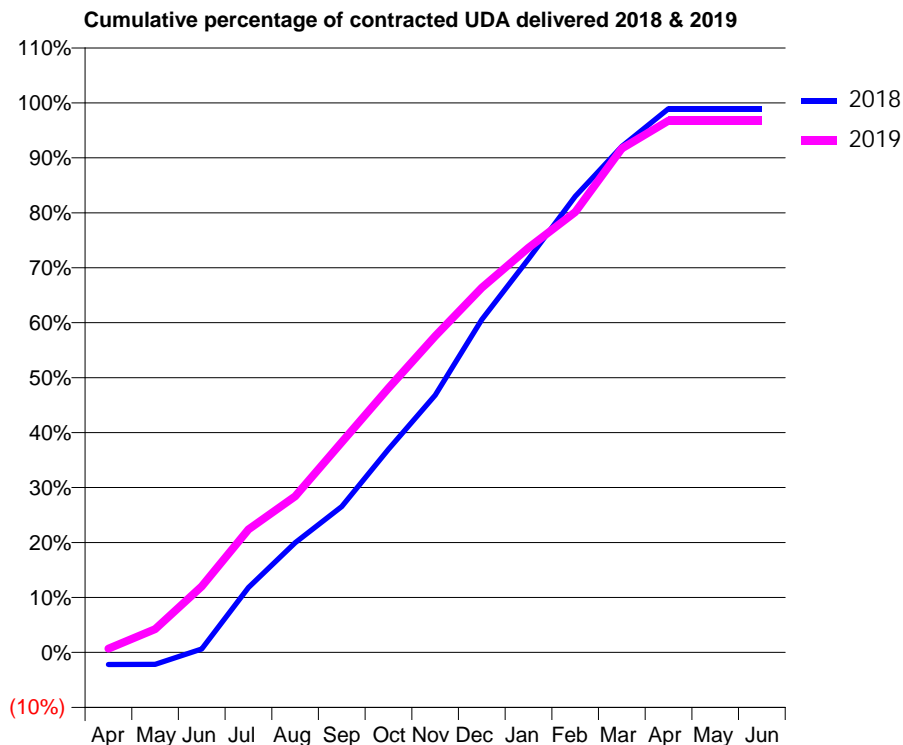
18/19 Contracted general activity (UDA)	21,703
Carry forward general activity (UDA)	0
18/19 Contracted orthodontic activity (UOA)	0
Carry forward orthodontic activity (UOA)	0
Baseline contract value	£476,482.53

### ACCESS\*

Patients seen in 24 months	Total	Change since previous quarter
Quarter ending March 2018	4,407	
Quarter ending June 2018	5,306	↑
Quarter ending September 2018	6,766	↑
Quarter ending December 2018	7,796	↑
Quarter ending March 2019	8,263	↑
<b>Variance since March 2018</b>	<b>87.5%</b>	<b>↑</b>



### ACTIVITY



Adjusted Scheduled Activity (UDA)		
Month	2018	2019
April	-260	151
May	-257	917
June	77	2,607
July	1,390	4,857
August	2,347	6,164
September	3,124	8,304
October	4,348	10,440
November	5,507	12,491
December	7,122	14,401
January	8,421	15,984
February	9,760	17,389
March	10,829	19,901
April	11,638	20,998
May	11,638	20,998
June	11,638	20,998

### QUALITY

	Quantity	Base Number	Contract	AT	Region	England
% of FP17s for the same patient ID Re-attending within 3 months - Children	84	2,083	4.0%	11.7%	12.3%	11.8%
% of FP17s for the same patient ID Re-attending within 3 months - Adults	1,537	11,128	13.8%	16.6%	15.9%	15.7%
% of FP17s for the same patient ID Re-attending between 3 & 9 months - Children	853	2,083	41.0%	58.1%	60.2%	58.9%
% of FP17s for the same patient ID Re-attending between 3 & 9 months - Adults	4,915	11,128	44.2%	51.8%	53.0%	50.8%
% of FP17s for Band 1 Urgent Courses	1,426	13,358	10.7%	9.7%	9.1%	9.1%
% of FP17s Relating to Free Repair or Replacements	16	13,358	0.1%	1.0%	1.0%	0.8%
% of FP17s Relating to Continuations	170	13,358	1.3%	1.1%	1.0%	0.9%
% of Patients satisfied with the dentistry they have received	7	7	N/A	93.5%	93.2%	92.5%
% of Patients satisfied with the time they had to wait for an appointment	7	7	N/A	89.3%	88.1%	87.0%

\* This is based on patients treated on this contract for their most recent course of treatment.

Figures in italics indicate the base number of FP17s or Patient Questionnaire responses are less than 100. N/A is shown where the base number of responses is less than 10 during the period. % is calculated as Quantity/Base number\*100



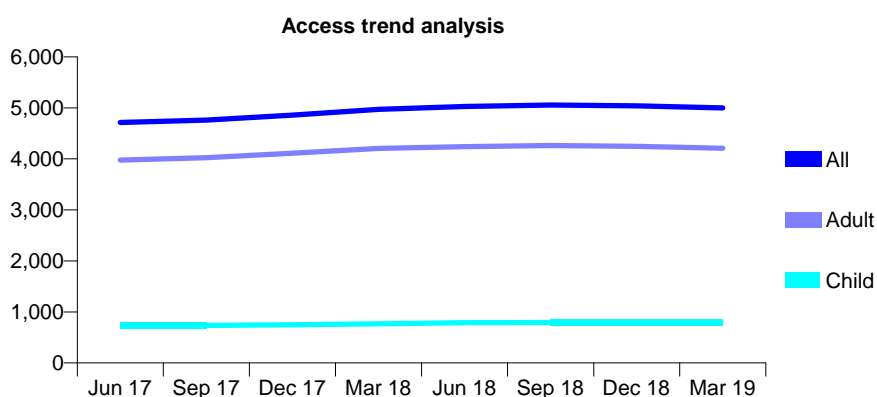
## Q44 - Vital Signs At a Glance Contract Report for 221953/0001 - Year end March 2019

Name or company name	MR RM HEATHCOTE
Contract type name	GDS Contract
Purpose of contract	General
Contract start date	01/04/2006
Contract end date	

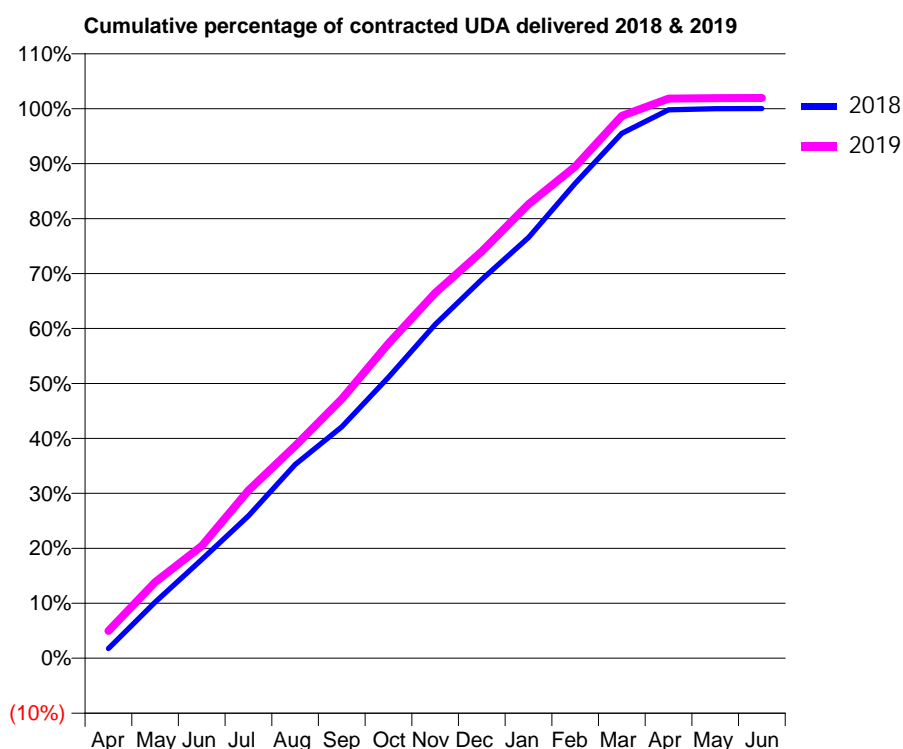
18/19 Contracted general activity (UDA)	12,472
Carry forward general activity (UDA)	0
18/19 Contracted orthodontic activity (UOA)	0
Carry forward orthodontic activity (UOA)	0
Baseline contract value	£332,540.98

### ACCESS\*

Patients seen in 24 months	Total	Change since previous quarter
Quarter ending March 2018	4,972	
Quarter ending June 2018	5,028	→
Quarter ending September 2018	5,056	→
Quarter ending December 2018	5,040	→
Quarter ending March 2019	5,000	→
<b>Variance since March 2018</b>	<b>0.6%</b>	<b>→</b>



### ACTIVITY



Adjusted Scheduled Activity (UDA)		
Month	2018	2019
April	224	619
May	1,299	1,728
June	2,281	2,548
July	3,297	3,810
August	4,483	4,820
September	5,355	5,884
October	6,501	7,144
November	7,724	8,290
December	8,768	9,229
January	9,737	10,305
February	10,992	11,159
March	12,149	12,306
April	12,692	12,698
May	12,719	12,710
June	12,721	12,713

### QUALITY

	Quantity	Base Number	Contract	AT	Region	England
% of FP17s for the same patient ID Re-attending within 3 months - Children	97	1,308	7.4%	11.7%	12.3%	11.8%
% of FP17s for the same patient ID Re-attending within 3 months - Adults	704	5,474	12.9%	16.6%	15.9%	15.7%
% of FP17s for the same patient ID Re-attending between 3 & 9 months - Children	871	1,308	66.6%	58.1%	60.2%	58.9%
% of FP17s for the same patient ID Re-attending between 3 & 9 months - Adults	2,645	5,474	48.3%	51.8%	53.0%	50.8%
% of FP17s for Band 1 Urgent Courses	482	6,727	7.2%	9.7%	9.1%	9.1%
% of FP17s Relating to Free Repair or Replacements	46	6,727	0.7%	1.0%	1.0%	0.8%
% of FP17s Relating to Continuations	49	6,727	0.7%	1.1%	1.0%	0.9%
% of Patients satisfied with the dentistry they have received	6	6	N/A	93.5%	93.2%	92.5%
% of Patients satisfied with the time they had to wait for an appointment	6	6	N/A	89.3%	88.1%	87.0%

\* This is based on patients treated on this contract for their most recent course of treatment.

Figures in italics indicate the base number of FP17s or Patient Questionnaire responses are less than 100. N/A is shown where the base number of responses is less than 10 during the period. % is calculated as Quantity/Base number\*100

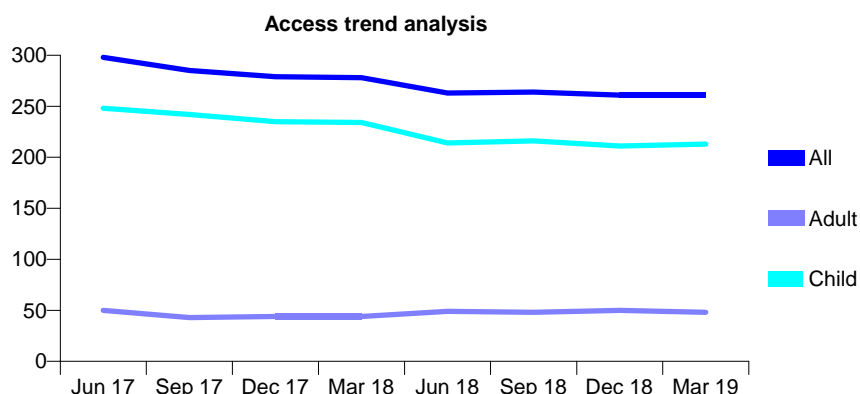
## Q44 - Vital Signs At a Glance Contract Report for 222887/0001 - Year end March 2019

Name or company name	MR SR SMITH
Contract type name	GDS Contract
Purpose of contract	General
Contract start date	01/04/2006
Contract end date	

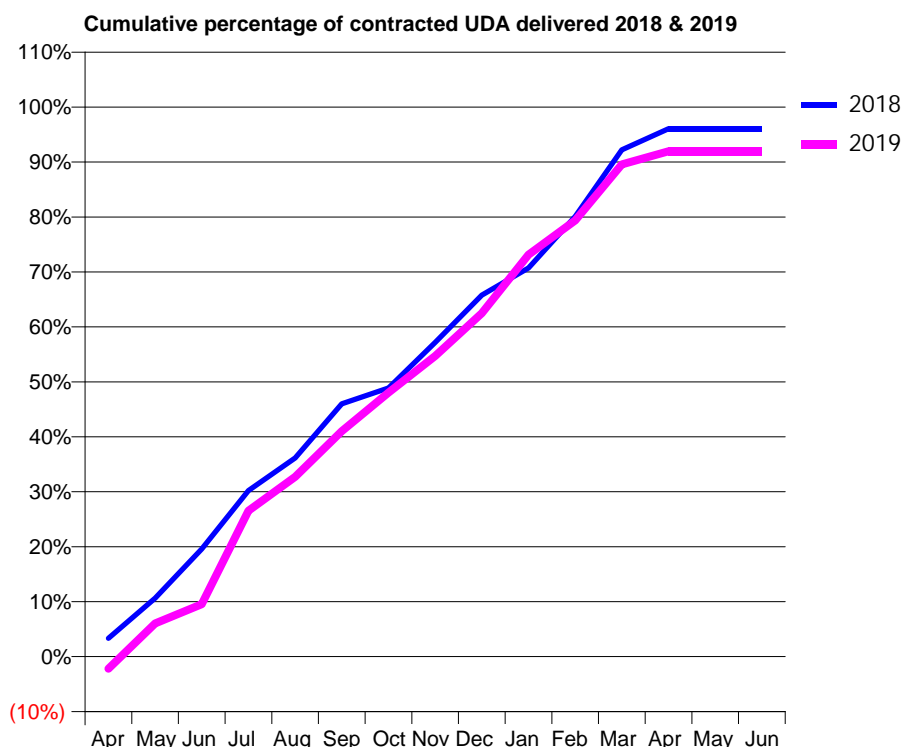
18/19 Contracted general activity (UDA)	630
Carry forward general activity (UDA)	24
18/19 Contracted orthodontic activity (UOA)	0
Carry forward orthodontic activity (UOA)	0
Baseline contract value	£13,748.15

### ACCESS\*

Patients seen in 24 months	Total	Change since previous quarter
Quarter ending March 2018	278	
Quarter ending June 2018	263	↓
Quarter ending September 2018	264	→
Quarter ending December 2018	261	↓
Quarter ending March 2019	261	→
<b>Variance since March 2018</b>	<b>(6.1%)</b>	<b>↓</b>



### ACTIVITY



Adjusted Scheduled Activity (UDA)		
Month	2018	2019
April	21	-14
May	67	38
June	123	60
July	190	167
August	228	206
September	290	258
October	308	303
November	360	345
December	414	394
January	446	461
February	505	500
March	581	564
April	605	579
May	605	579
June	605	579

### QUALITY

	Quantity	Base Number	Contract	AT	Region	England
% of FP17s for the same patient ID Re-attending within 3 months - Children	59	461	12.8%	11.7%	12.3%	11.8%
% of FP17s for the same patient ID Re-attending within 3 months - Adults	2	30	6.7%	16.6%	15.9%	15.7%
% of FP17s for the same patient ID Re-attending between 3 & 9 months - Children	328	461	71.1%	58.1%	60.2%	58.9%
% of FP17s for the same patient ID Re-attending between 3 & 9 months - Adults	24	30	80.0%	51.8%	53.0%	50.8%
% of FP17s for Band 1 Urgent Courses	7	487	1.4%	9.7%	9.1%	9.1%
% of FP17s Relating to Free Repair or Replacements	0	487	0.0%	1.0%	1.0%	0.8%
% of FP17s Relating to Continuations	1	487	0.2%	1.1%	1.0%	0.9%
% of Patients satisfied with the dentistry they have received	0	0	N/A	93.5%	93.2%	92.5%
% of Patients satisfied with the time they had to wait for an appointment	0	0	N/A	89.3%	88.1%	87.0%

\* This is based on patients treated on this contract for their most recent course of treatment.  
 Figures in *italics* indicate the base number of FP17s or Patient Questionnaire responses are less than 100. N/A is shown where the base number of responses is less than 10 during the period. % is calculated as Quantity/Base number\*100

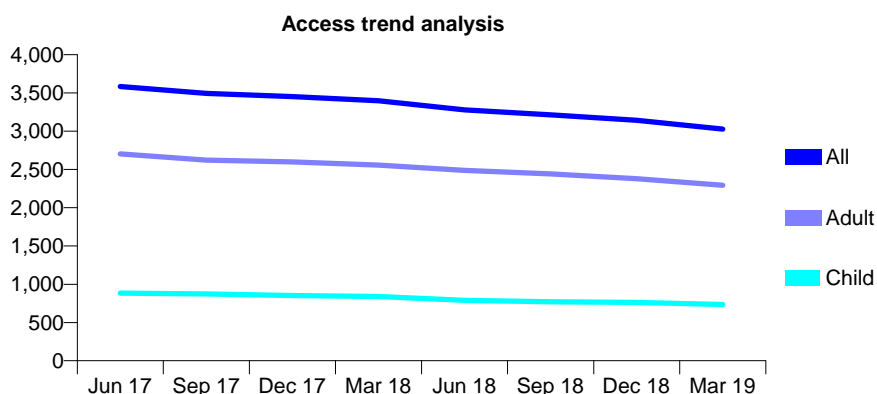
## Q44 - Vital Signs At a Glance Contract Report for 233463/0001 - Year end March 2019

Name or company name	Crown Bank Dental
Contract type name	GDS Contract
Purpose of contract	General
Contract start date	01/04/2006
Contract end date	

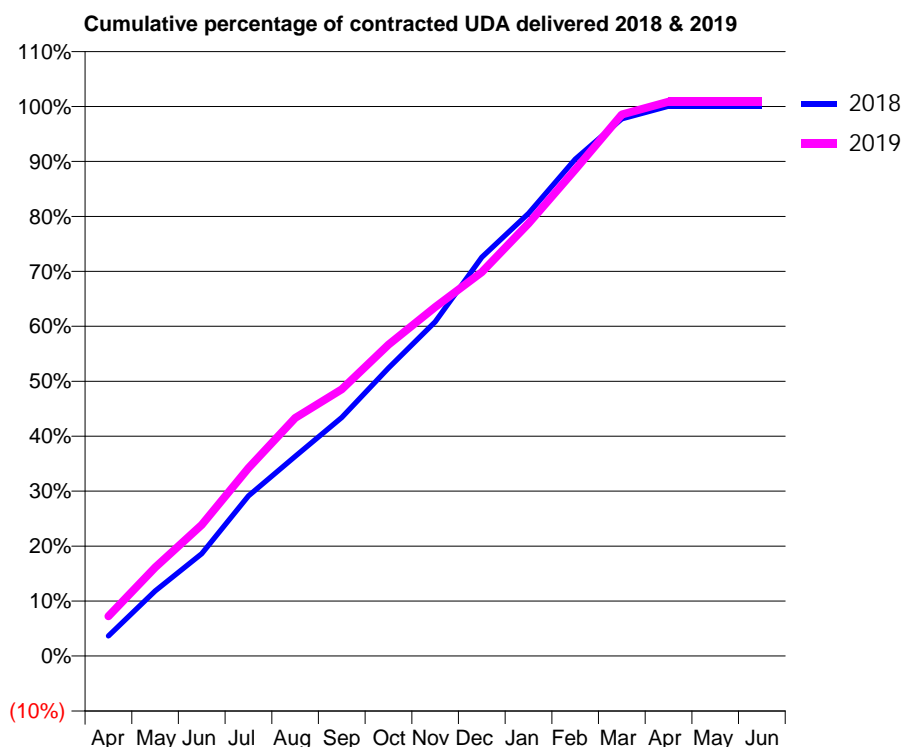
18/19 Contracted general activity (UDA)	8,656
Carry forward general activity (UDA)	0
18/19 Contracted orthodontic activity (UOA)	0
Carry forward orthodontic activity (UOA)	0
Baseline contract value	£239,825.12

### ACCESS\*

Patients seen in 24 months	Total	Change since previous quarter
Quarter ending March 2018	3,397	
Quarter ending June 2018	3,279	↓
Quarter ending September 2018	3,213	↓
Quarter ending December 2018	3,142	↓
Quarter ending March 2019	3,028	↓
<b>Variance since March 2018</b>	<b>(10.9%)</b>	<b>↓</b>



### ACTIVITY



Adjusted Scheduled Activity (UDA)		
Month	2018	2019
April	323	626
May	1,047	1,396
June	1,645	2,066
July	2,575	2,961
August	3,212	3,750
September	3,837	4,203
October	4,633	4,903
November	5,378	5,495
December	6,412	6,046
January	7,120	6,813
February	7,991	7,662
March	8,640	8,529
April	8,844	8,730
May	8,844	8,730
June	8,844	8,730

### QUALITY

	Quantity	Base Number	Contract	AT	Region	England
% of FP17s for the same patient ID Re-attending within 3 months - Children	68	915	7.4%	11.7%	12.3%	11.8%
% of FP17s for the same patient ID Re-attending within 3 months - Adults	616	2,765	22.3%	16.6%	15.9%	15.7%
% of FP17s for the same patient ID Re-attending between 3 & 9 months - Children	527	915	57.6%	58.1%	60.2%	58.9%
% of FP17s for the same patient ID Re-attending between 3 & 9 months - Adults	868	2,765	31.4%	51.8%	53.0%	50.8%
% of FP17s for Band 1 Urgent Courses	582	3,647	16.0%	9.7%	9.1%	9.1%
% of FP17s Relating to Free Repair or Replacements	41	3,647	1.1%	1.0%	1.0%	0.8%
% of FP17s Relating to Continuations	82	3,647	2.2%	1.1%	1.0%	0.9%
% of Patients satisfied with the dentistry they have received	1	1	N/A	93.5%	93.2%	92.5%
% of Patients satisfied with the time they had to wait for an appointment	1	1	N/A	89.3%	88.1%	87.0%

\* This is based on patients treated on this contract for their most recent course of treatment.

Figures in italics indicate the base number of FP17s or Patient Questionnaire responses are less than 100. N/A is shown where the base number of responses is less than 10 during the period. % is calculated as Quantity/Base number\*100

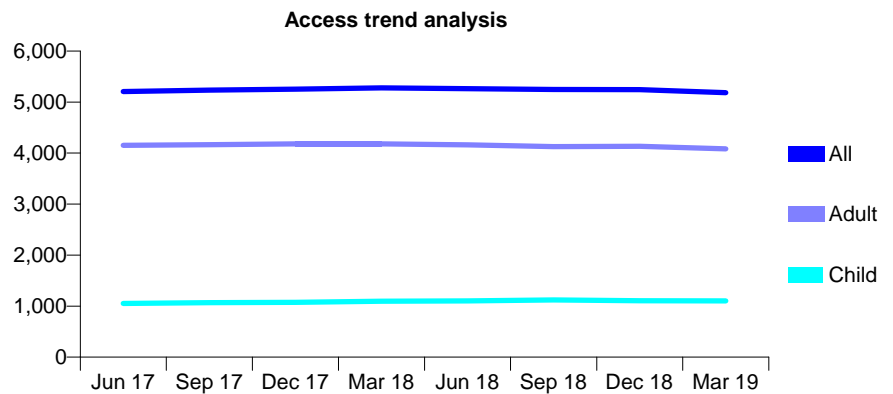
## Q44 - Vital Signs At a Glance Contract Report for 234311/0001 - Year end March 2019

Name or company name	MR A PATEL
Contract type name	GDS Contract
Purpose of contract	General
Contract start date	01/04/2006
Contract end date	

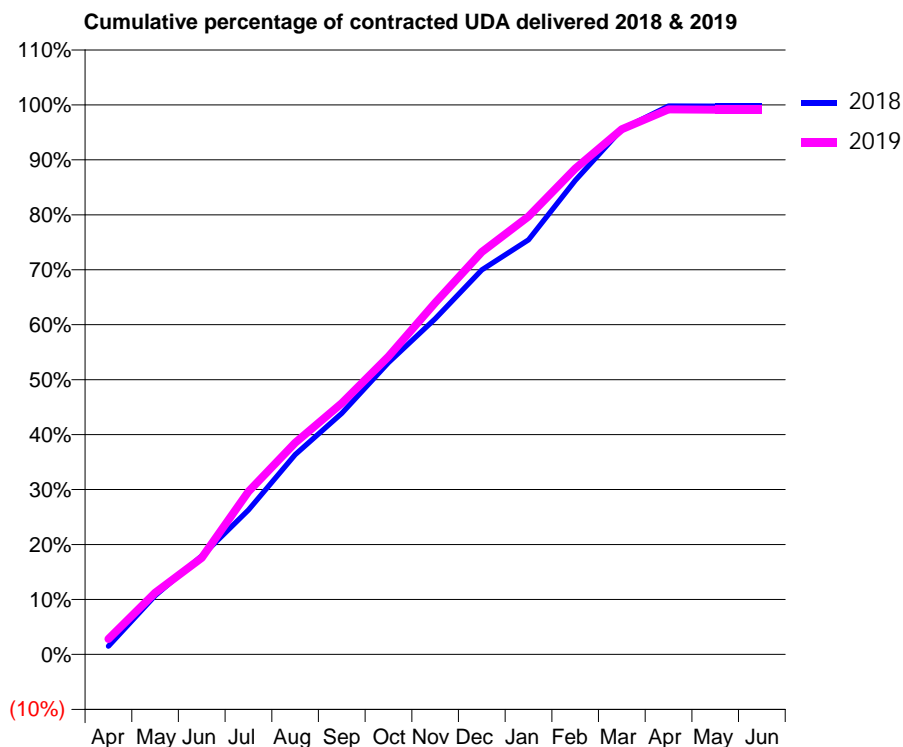
18/19 Contracted general activity (UDA)	16,223
Carry forward general activity (UDA)	39
18/19 Contracted orthodontic activity (UOA)	0
Carry forward orthodontic activity (UOA)	0
Baseline contract value	£471,480.55

### ACCESS\*

Patients seen in 24 months	Total	Change since previous quarter
Quarter ending March 2018	5,280	
Quarter ending June 2018	5,262	→
Quarter ending September 2018	5,247	→
Quarter ending December 2018	5,242	→
Quarter ending March 2019	5,183	↓
<b>Variance since March 2018</b>	<b>(1.8%)</b>	<b>↓</b>



### ACTIVITY



Adjusted Scheduled Activity (UDA)		
Month	2018	2019
April	242	459
May	1,737	1,820
June	2,907	2,854
July	4,265	4,809
August	5,898	6,249
September	7,118	7,413
October	8,616	8,792
November	9,912	10,382
December	11,350	11,880
January	12,236	12,930
February	13,990	14,339
March	15,502	15,505
April	16,186	16,089
May	16,184	16,078
June	16,184	16,078

### QUALITY

	Quantity	Base Number	Contract	AT	Region	England
% of FP17s for the same patient ID Re-attending within 3 months - Children	97	1,631	5.9%	11.7%	12.3%	11.8%
% of FP17s for the same patient ID Re-attending within 3 months - Adults	1,097	6,255	17.5%	16.6%	15.9%	15.7%
% of FP17s for the same patient ID Re-attending between 3 & 9 months - Children	1,024	1,631	62.8%	58.1%	60.2%	58.9%
% of FP17s for the same patient ID Re-attending between 3 & 9 months - Adults	3,551	6,255	56.8%	51.8%	53.0%	50.8%
% of FP17s for Band 1 Urgent Courses	606	7,842	7.7%	9.7%	9.1%	9.1%
% of FP17s Relating to Free Repair or Replacements	461	7,842	5.9%	1.0%	1.0%	0.8%
% of FP17s Relating to Continuations	49	7,842	0.6%	1.1%	1.0%	0.9%
% of Patients satisfied with the dentistry they have received	1	1	N/A	93.5%	93.2%	92.5%
% of Patients satisfied with the time they had to wait for an appointment	1	1	N/A	89.3%	88.1%	87.0%

\* This is based on patients treated on this contract for their most recent course of treatment.

Figures in italics indicate the base number of FP17s or Patient Questionnaire responses are less than 100. N/A is shown where the base number of responses is less than 10 during the period. % is calculated as Quantity/Base number\*100

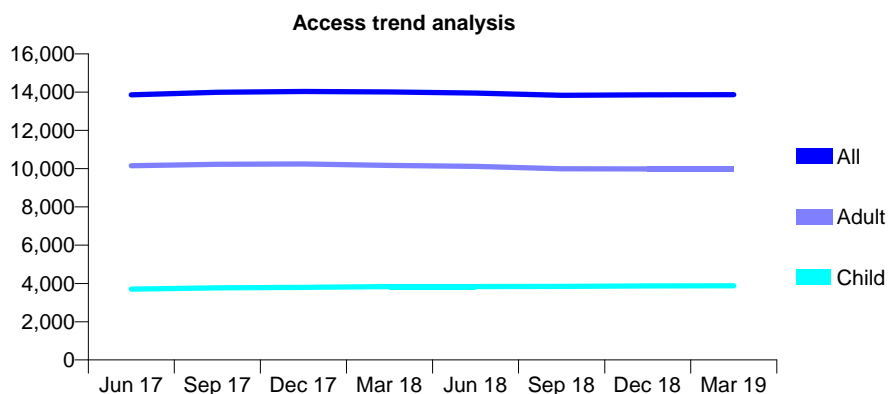
## Q44 - Vital Signs At a Glance Contract Report for 234664/0001 - Year end March 2019

Name or company name	MR CJ ILLINGWORTH
Contract type name	GDS Contract
Purpose of contract	General
Contract start date	01/04/2006
Contract end date	

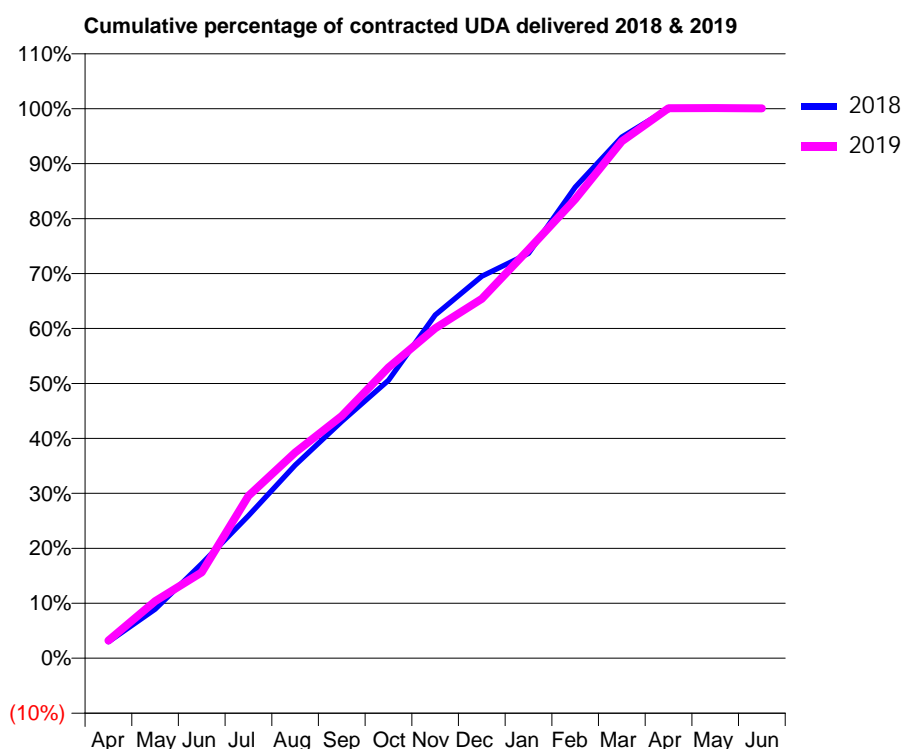
18/19 Contracted general activity (UDA)	38,500
Carry forward general activity (UDA)	0
18/19 Contracted orthodontic activity (UOA)	0
Carry forward orthodontic activity (UOA)	0
Baseline contract value	£934,233.94

### ACCESS\*

Patients seen in 24 months	Total	Change since previous quarter
Quarter ending March 2018	14,007	
Quarter ending June 2018	13,957	→
Quarter ending September 2018	13,838	→
Quarter ending December 2018	13,859	→
Quarter ending March 2019	13,864	→
<b>Variance since March 2018</b>	<b>(1.0%)</b>	<b>↓</b>



### ACTIVITY



Adjusted Scheduled Activity (UDA)		
Month	2018	2019
April	1,160	1,239
May	3,449	4,002
June	6,641	6,021
July	10,013	11,378
August	13,580	14,416
September	16,644	16,975
October	19,539	20,373
November	24,130	23,112
December	26,842	25,171
January	28,453	28,635
February	33,114	32,162
March	36,632	36,206
April	38,639	38,522
May	38,633	38,539
June	38,633	38,511

### QUALITY

	Quantity	Base Number	Contract	AT	Region	England
% of FP17s for the same patient ID Re-attending within 3 months - Children	494	6,466	7.6%	11.7%	12.3%	11.8%
% of FP17s for the same patient ID Re-attending within 3 months - Adults	2,182	14,394	15.2%	16.6%	15.9%	15.7%
% of FP17s for the same patient ID Re-attending between 3 & 9 months - Children	4,320	6,466	66.8%	58.1%	60.2%	58.9%
% of FP17s for the same patient ID Re-attending between 3 & 9 months - Adults	7,721	14,394	53.6%	51.8%	53.0%	50.8%
% of FP17s for Band 1 Urgent Courses	2,207	20,954	10.5%	9.7%	9.1%	9.1%
% of FP17s Relating to Free Repair or Replacements	172	20,954	0.8%	1.0%	1.0%	0.8%
% of FP17s Relating to Continuations	52	20,954	0.2%	1.1%	1.0%	0.9%
% of Patients satisfied with the dentistry they have received	43	44	97.7%	93.5%	93.2%	92.5%
% of Patients satisfied with the time they had to wait for an appointment	36	44	81.8%	89.3%	88.1%	87.0%

\* This is based on patients treated on this contract for their most recent course of treatment. Figures in italics indicate the base number of FP17s or Patient Questionnaire responses are less than 100. N/A is shown where the base number of responses is less than 10 during the period. % is calculated as Quantity/Base number\*100

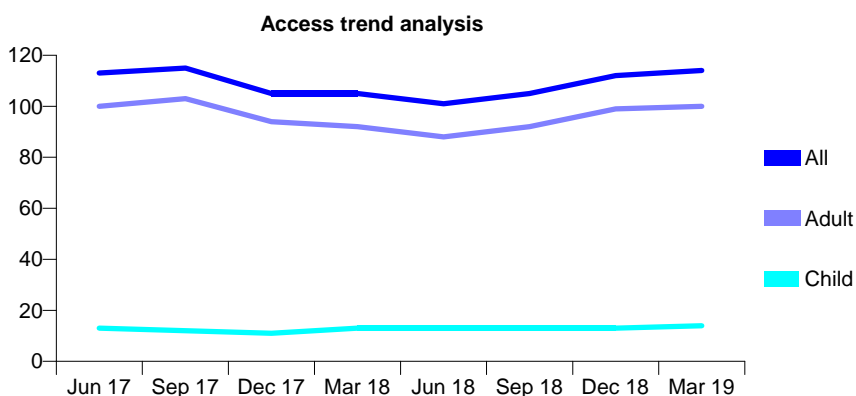
## Q44 - Vital Signs At a Glance Contract Report for 240788/0003 - Year end March 2019

Name or company name	MR TA PARR
Contract type name	GDS Contract
Purpose of contract	General
Contract start date	01/04/2006
Contract end date	

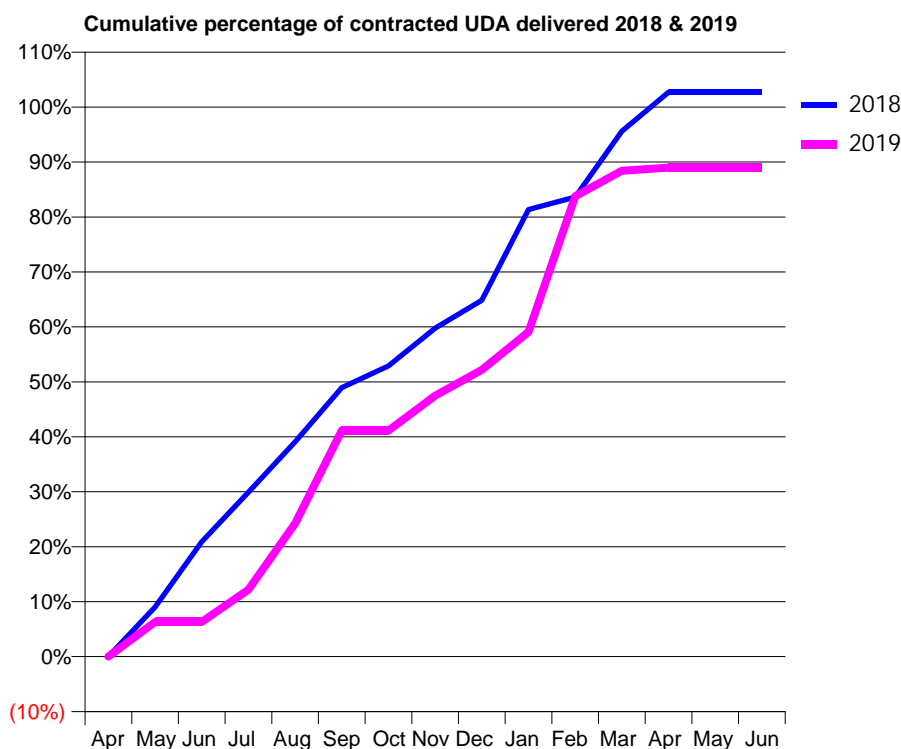
18/19 Contracted general activity (UDA)	174
Carry forward general activity (UDA)	0
18/19 Contracted orthodontic activity (UOA)	0
Carry forward orthodontic activity (UOA)	0
Baseline contract value	£4,192.66

### ACCESS\*

Patients seen in 24 months	Total	Change since previous quarter
Quarter ending March 2018	105	
Quarter ending June 2018	101	↓
Quarter ending September 2018	105	↑
Quarter ending December 2018	112	↑
Quarter ending March 2019	114	→
<b>Variance since March 2018</b>	<b>8.6%</b>	<b>↑</b>



### ACTIVITY



Adjusted Scheduled Activity (UDA)		
Month	2018	2019
April	0	0
May	16	11
June	37	11
July	53	21
August	69	42
September	87	72
October	94	72
November	106	83
December	115	91
January	144	103
February	148	146
March	169	154
April	182	155
May	182	155
June	182	155

### QUALITY

	Quantity	Base Number	Contract	AT	Region	England
% of FP17s for the same patient ID Re-attending within 3 months - Children	0	12	0.0%	11.7%	12.3%	11.8%
% of FP17s for the same patient ID Re-attending within 3 months - Adults	5	75	6.7%	16.6%	15.9%	15.7%
% of FP17s for the same patient ID Re-attending between 3 & 9 months - Children	5	12	41.7%	58.1%	60.2%	58.9%
% of FP17s for the same patient ID Re-attending between 3 & 9 months - Adults	14	75	18.7%	51.8%	53.0%	50.8%
% of FP17s for Band 1 Urgent Courses	3	78	3.8%	9.7%	9.1%	9.1%
% of FP17s Relating to Free Repair or Replacements	0	78	0.0%	1.0%	1.0%	0.8%
% of FP17s Relating to Continuations	0	78	0.0%	1.1%	1.0%	0.9%
% of Patients satisfied with the dentistry they have received	0	0	N/A	93.5%	93.2%	92.5%
% of Patients satisfied with the time they had to wait for an appointment	0	0	N/A	89.3%	88.1%	87.0%

\* This is based on patients treated on this contract for their most recent course of treatment.  
 Figures in *italics* indicate the base number of FP17s or Patient Questionnaire responses are less than 100. N/A is shown where the base number of responses is less than 10 during the period. % is calculated as Quantity/Base number\*100

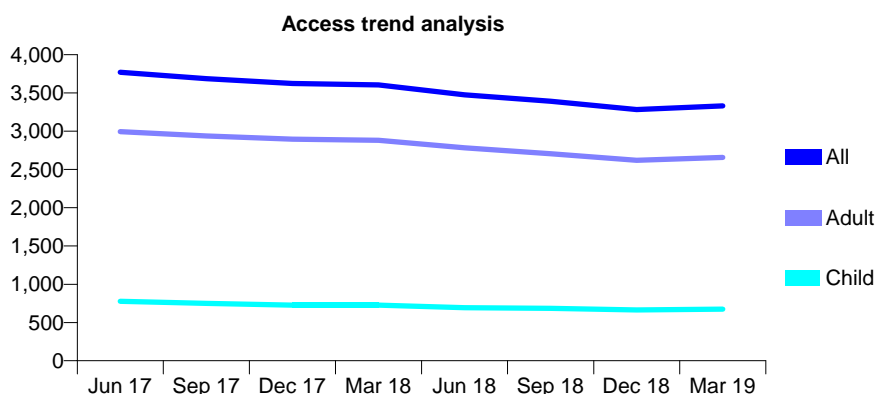
## Q44 - Vital Signs At a Glance Contract Report for 243876/0001 - Year end March 2019

Name or company name	MR CG BLACK
Contract type name	GDS Contract
Purpose of contract	General
Contract start date	01/04/2006
Contract end date	

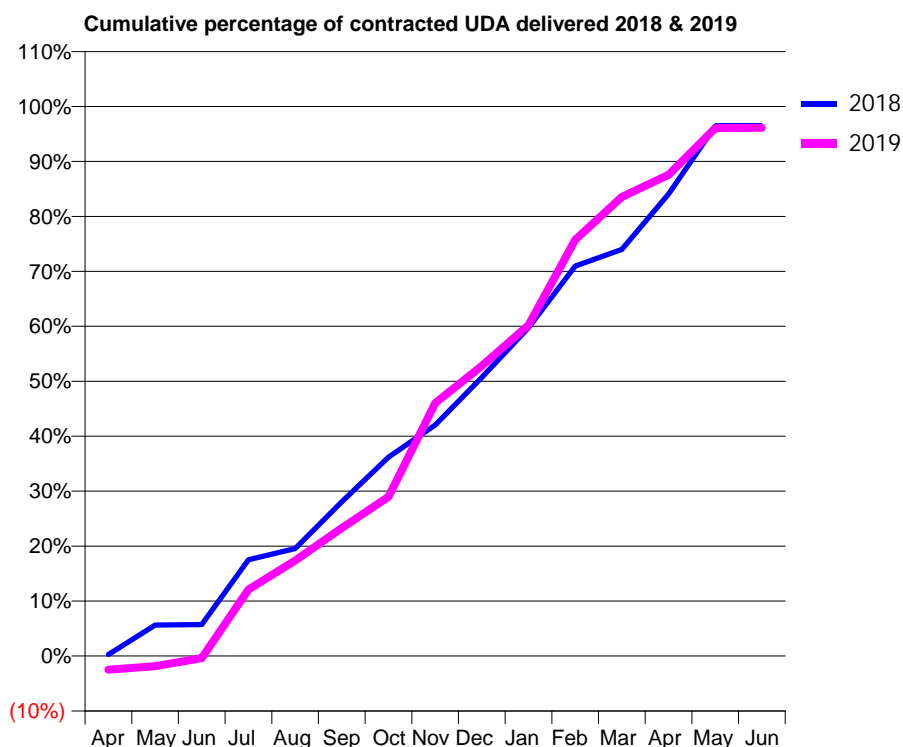
18/19 Contracted general activity (UDA)	12,522
Carry forward general activity (UDA)	445
18/19 Contracted orthodontic activity (UOA)	0
Carry forward orthodontic activity (UOA)	0
Baseline contract value	£371,954.90

### ACCESS\*

Patients seen in 24 months	Total	Change since previous quarter
Quarter ending March 2018	3,606	
Quarter ending June 2018	3,475	↓
Quarter ending September 2018	3,390	↓
Quarter ending December 2018	3,282	↓
Quarter ending March 2019	3,330	→
<b>Variance since March 2018</b>	<b>(7.7%)</b>	<b>↓</b>



### ACTIVITY



Adjusted Scheduled Activity (UDA)		
Month	2018	2019
April	34	-314
May	706	-233
June	716	-51
July	2,192	1,514
August	2,451	2,176
September	3,514	2,915
October	4,534	3,627
November	5,265	5,763
December	6,346	6,609
January	7,483	7,541
February	8,884	9,482
March	9,265	10,461
April	10,525	10,964
May	12,075	12,028
June	12,076	12,036

### QUALITY

	Quantity	Base Number	Contract	AT	Region	England
% of FP17s for the same patient ID Re-attending within 3 months - Children	112	1,172	9.6%	11.7%	12.3%	11.8%
% of FP17s for the same patient ID Re-attending within 3 months - Adults	898	4,484	20.0%	16.6%	15.9%	15.7%
% of FP17s for the same patient ID Re-attending between 3 & 9 months - Children	738	1,172	63.0%	58.1%	60.2%	58.9%
% of FP17s for the same patient ID Re-attending between 3 & 9 months - Adults	2,439	4,484	54.4%	51.8%	53.0%	50.8%
% of FP17s for Band 1 Urgent Courses	163	5,249	3.1%	9.7%	9.1%	9.1%
% of FP17s Relating to Free Repair or Replacements	60	5,249	1.1%	1.0%	1.0%	0.8%
% of FP17s Relating to Continuations	18	5,249	0.3%	1.1%	1.0%	0.9%
% of Patients satisfied with the dentistry they have received	9	9	N/A	93.5%	93.2%	92.5%
% of Patients satisfied with the time they had to wait for an appointment	9	9	N/A	89.3%	88.1%	87.0%

\* This is based on patients treated on this contract for their most recent course of treatment.

Figures in italics indicate the base number of FP17s or Patient Questionnaire responses are less than 100. N/A is shown where the base number of responses is less than 10 during the period. % is calculated as Quantity/Base number\*100



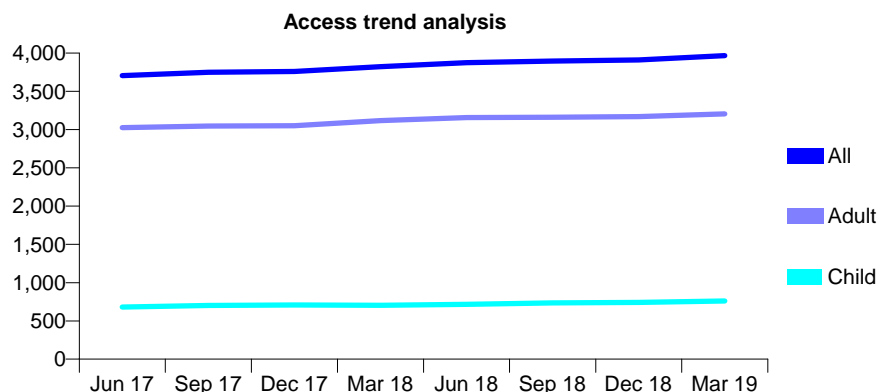
## Q44 - Vital Signs At a Glance Contract Report for 245089/0001 - Year end March 2019

Name or company name	MR TJ GREENE
Contract type name	GDS Contract
Purpose of contract	General
Contract start date	01/04/2006
Contract end date	

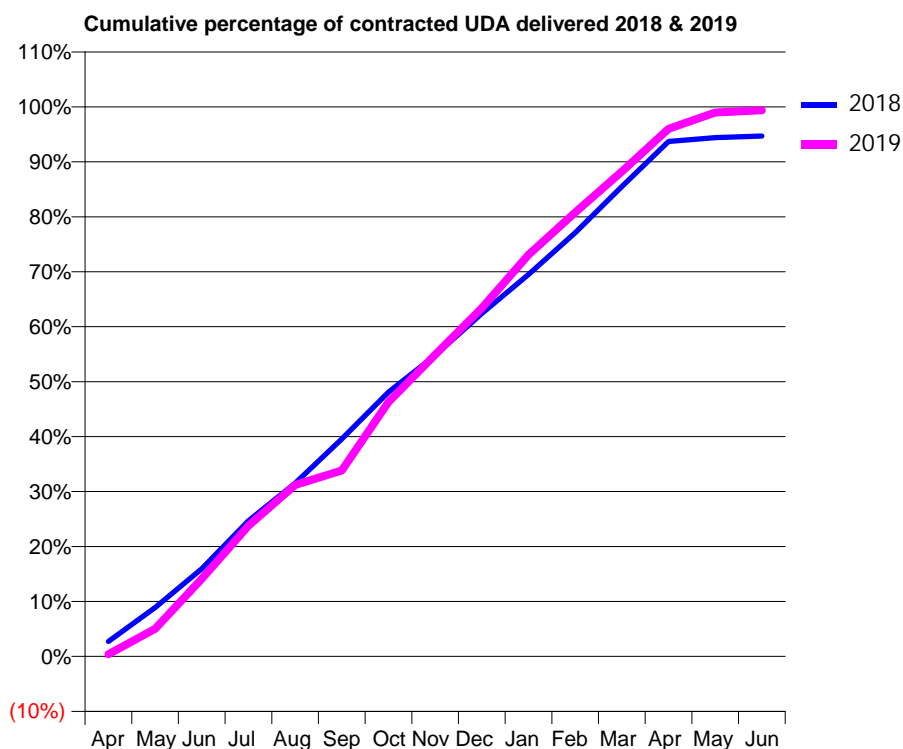
18/19 Contracted general activity (UDA)	9,712
Carry forward general activity (UDA)	0
18/19 Contracted orthodontic activity (UOA)	0
Carry forward orthodontic activity (UOA)	0
Baseline contract value	£223,871.12

### ACCESS\*

Patients seen in 24 months	Total	Change since previous quarter
Quarter ending March 2018	3,821	
Quarter ending June 2018	3,875	→
Quarter ending September 2018	3,895	→
Quarter ending December 2018	3,911	→
Quarter ending March 2019	3,966	→
<b>Variance since March 2018</b>	<b>3.8%</b>	<b>↑</b>



### ACTIVITY



Adjusted Scheduled Activity (UDA)		
Month	2018	2019
April	264	38
May	864	488
June	1,550	1,370
July	2,397	2,312
August	3,063	3,032
September	3,843	3,286
October	4,670	4,496
November	5,322	5,333
December	6,060	6,157
January	6,750	7,097
February	7,488	7,848
March	8,301	8,567
April	9,100	9,322
May	9,166	9,612
June	9,196	9,652

### QUALITY

	Quantity	Base Number	Contract	AT	Region	England
% of FP17s for the same patient ID Re-attending within 3 months - Children	71	1,234	5.8%	11.7%	12.3%	11.8%
% of FP17s for the same patient ID Re-attending within 3 months - Adults	459	5,162	8.9%	16.6%	15.9%	15.7%
% of FP17s for the same patient ID Re-attending between 3 & 9 months - Children	850	1,234	68.9%	58.1%	60.2%	58.9%
% of FP17s for the same patient ID Re-attending between 3 & 9 months - Adults	3,643	5,162	70.6%	51.8%	53.0%	50.8%
% of FP17s for Band 1 Urgent Courses	155	6,140	2.5%	9.7%	9.1%	9.1%
% of FP17s Relating to Free Repair or Replacements	21	6,140	0.3%	1.0%	1.0%	0.8%
% of FP17s Relating to Continuations	35	6,140	0.6%	1.1%	1.0%	0.9%
% of Patients satisfied with the dentistry they have received	4	4	N/A	93.5%	93.2%	92.5%
% of Patients satisfied with the time they had to wait for an appointment	4	4	N/A	89.3%	88.1%	87.0%

\* This is based on patients treated on this contract for their most recent course of treatment.

Figures in italics indicate the base number of FP17s or Patient Questionnaire responses are less than 100. N/A is shown where the base number of responses is less than 10 during the period. % is calculated as Quantity/Base number\*100

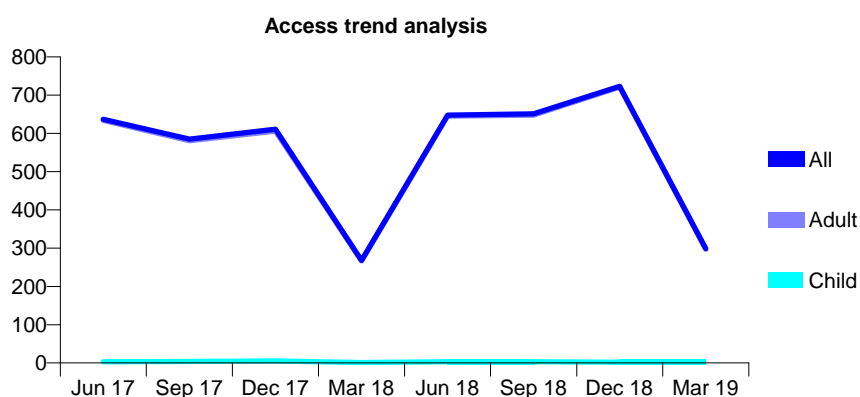
## Q44 - Vital Signs At a Glance Contract Report for 258024/0003 - Year end March 2019

Name or company name	MR HD AHOVI
Contract type name	PDS Contract
Purpose of contract	General
Contract start date	01/07/2015
Contract end date	30/11/2019

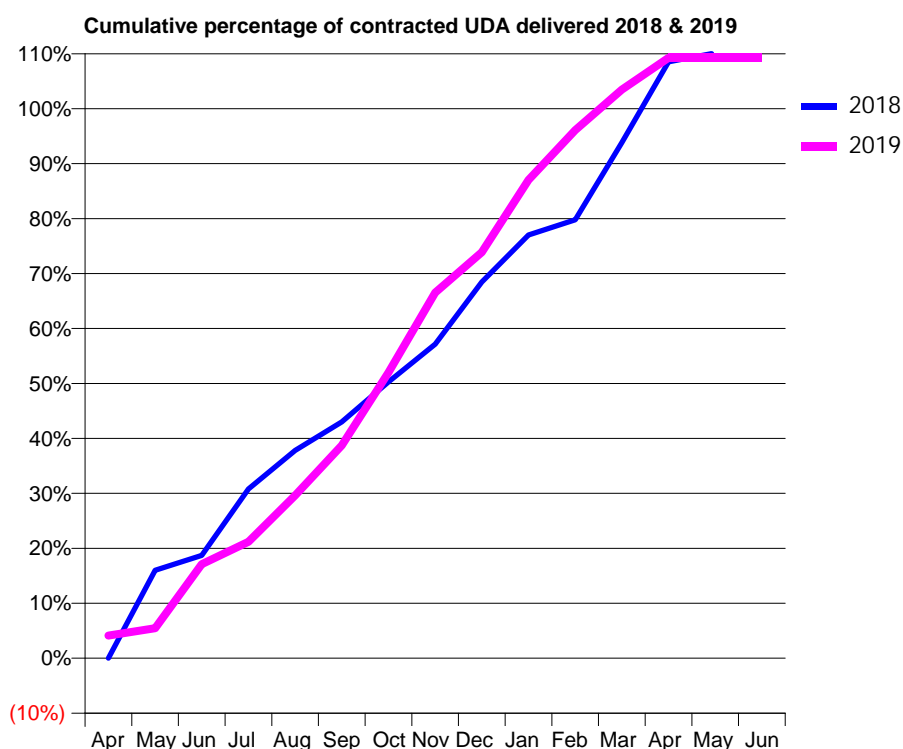
18/19 Contracted general activity (UDA)	2,250
Carry forward general activity (UDA)	0
18/19 Contracted orthodontic activity (UOA)	0
Carry forward orthodontic activity (UOA)	0
Baseline contract value	£124,270.84

### ACCESS\*

Patients seen in 24 months	Total	Change since previous quarter
Quarter ending March 2018	268	
Quarter ending June 2018	648	↑
Quarter ending September 2018	651	→
Quarter ending December 2018	723	↑
Quarter ending March 2019	299	↓
<b>Variance since March 2018</b>	<b>11.6%</b>	<b>↑</b>



### ACTIVITY



Adjusted Scheduled Activity (UDA)		
Month	2018	2019
April	0	93
May	360	123
June	421	385
July	693	477
August	851	667
September	968	871
October	1,131	1,170
November	1,286	1,497
December	1,540	1,662
January	1,733	1,958
February	1,795	2,162
March	2,111	2,328
April	2,442	2,458
May	2,478	2,458
June	2,478	2,458

### QUALITY

	Quantity	Base Number	Contract	AT	Region	England
% of FP17s for the same patient ID Re-attending within 3 months - Children	0	6	0.0%	11.7%	12.3%	11.8%
% of FP17s for the same patient ID Re-attending within 3 months - Adults	25	941	2.7%	16.6%	15.9%	15.7%
% of FP17s for the same patient ID Re-attending between 3 & 9 months - Children	0	6	0.0%	58.1%	60.2%	58.9%
% of FP17s for the same patient ID Re-attending between 3 & 9 months - Adults	9	941	1.0%	51.8%	53.0%	50.8%
% of FP17s for Band 1 Urgent Courses	0	862	0.0%	9.7%	9.1%	9.1%
% of FP17s Relating to Free Repair or Replacements	0	862	0.0%	1.0%	1.0%	0.8%
% of FP17s Relating to Continuations	0	862	0.0%	1.1%	1.0%	0.9%
% of Patients satisfied with the dentistry they have received	3	3	N/A	93.5%	93.2%	92.5%
% of Patients satisfied with the time they had to wait for an appointment	3	3	N/A	89.3%	88.1%	87.0%

\* This is based on patients treated on this contract for their most recent course of treatment. Figures in italics indicate the base number of FP17s or Patient Questionnaire responses are less than 100. N/A is shown where the base number of responses is less than 10 during the period. % is calculated as Quantity/Base number\*100

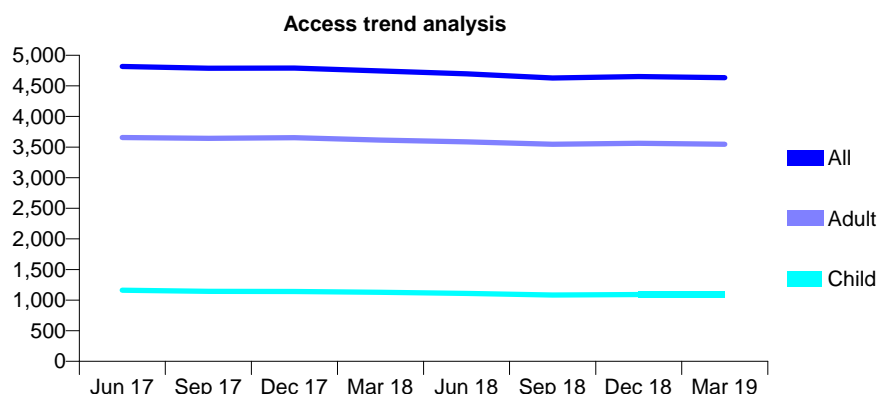
## Q44 - Vital Signs At a Glance Contract Report for 299901/0001 - Year end March 2019

Name or company name	MR J SREERAM
Contract type name	GDS Contract
Purpose of contract	General
Contract start date	01/06/2012
Contract end date	

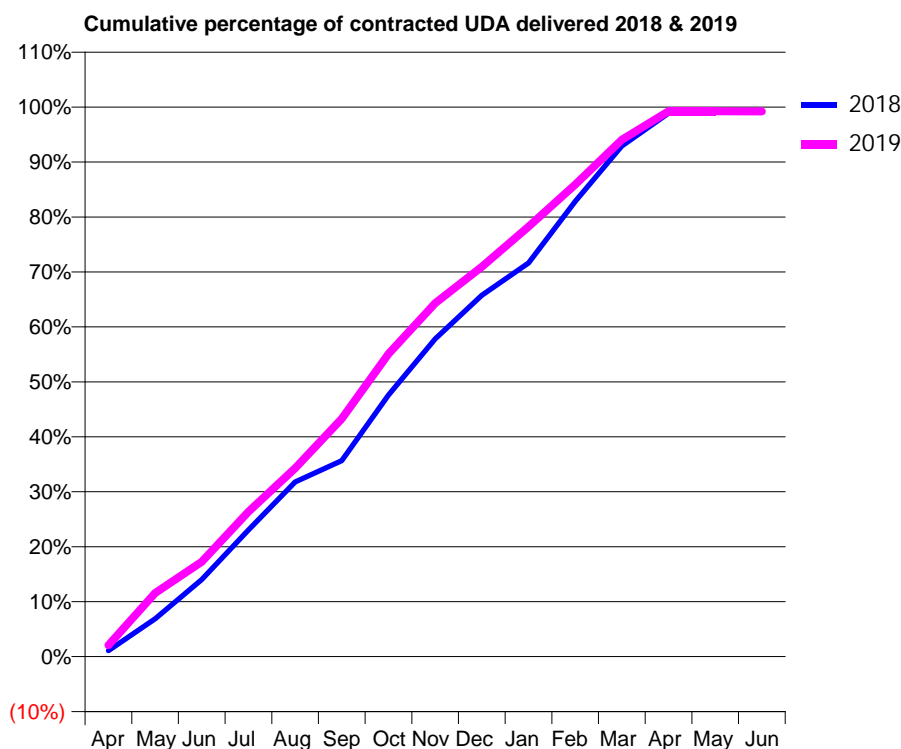
18/19 Contracted general activity (UDA)	17,225
Carry forward general activity (UDA)	161
18/19 Contracted orthodontic activity (UOA)	0
Carry forward orthodontic activity (UOA)	0
Baseline contract value	£450,164.20

### ACCESS\*

Patients seen in 24 months	Total	Change since previous quarter
Quarter ending March 2018	4,743	
Quarter ending June 2018	4,696	→
Quarter ending September 2018	4,629	↓
Quarter ending December 2018	4,652	→
Quarter ending March 2019	4,635	→
<b>Variance since March 2018</b>	<b>(2.3%)</b>	<b>↓</b>



### ACTIVITY



Adjusted Scheduled Activity (UDA)		
Month	2018	2019
April	190	356
May	1,189	1,995
June	2,414	2,975
July	3,971	4,543
August	5,472	5,909
September	6,141	7,459
October	8,200	9,490
November	9,960	11,080
December	11,326	12,218
January	12,336	13,475
February	14,270	14,795
March	16,001	16,198
April	17,030	17,093
May	17,062	17,094
June	17,064	17,091

### QUALITY

	Quantity	Base Number	Contract	AT	Region	England
% of FP17s for the same patient ID Re-attending within 3 months - Children	545	2,240	24.3%	11.7%	12.3%	11.8%
% of FP17s for the same patient ID Re-attending within 3 months - Adults	1,151	5,846	19.7%	16.6%	15.9%	15.7%
% of FP17s for the same patient ID Re-attending between 3 & 9 months - Children	1,281	2,240	57.2%	58.1%	60.2%	58.9%
% of FP17s for the same patient ID Re-attending between 3 & 9 months - Adults	3,461	5,846	59.2%	51.8%	53.0%	50.8%
% of FP17s for Band 1 Urgent Courses	425	8,091	5.3%	9.7%	9.1%	9.1%
% of FP17s Relating to Free Repair or Replacements	280	8,091	3.5%	1.0%	1.0%	0.8%
% of FP17s Relating to Continuations	149	8,091	1.8%	1.1%	1.0%	0.9%
% of Patients satisfied with the dentistry they have received	3	3	N/A	93.5%	93.2%	92.5%
% of Patients satisfied with the time they had to wait for an appointment	3	3	N/A	89.3%	88.1%	87.0%

\* This is based on patients treated on this contract for their most recent course of treatment.

Figures in italics indicate the base number of FP17s or Patient Questionnaire responses are less than 100. N/A is shown where the base number of responses is less than 10 during the period. % is calculated as Quantity/Base number\*100

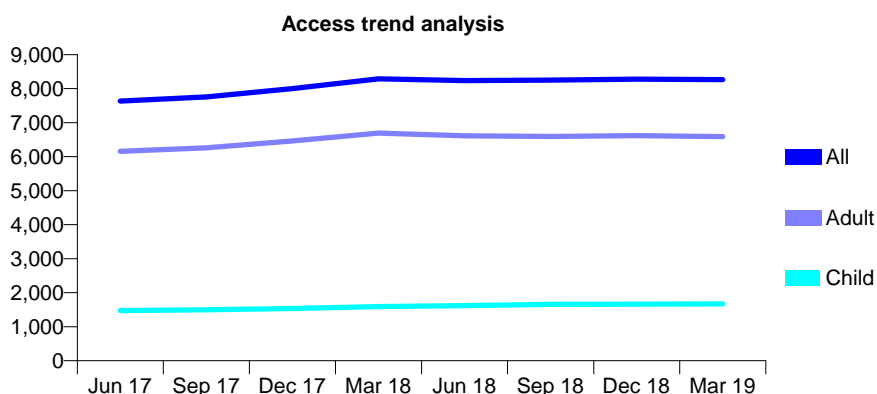
## Q44 - Vital Signs At a Glance Contract Report for 308641/0001 - Year end March 2019

Name or company name	MR SJ WRIGHT
Contract type name	Pilot Contract
Purpose of contract	General
Contract start date	01/04/2006
Contract end date	

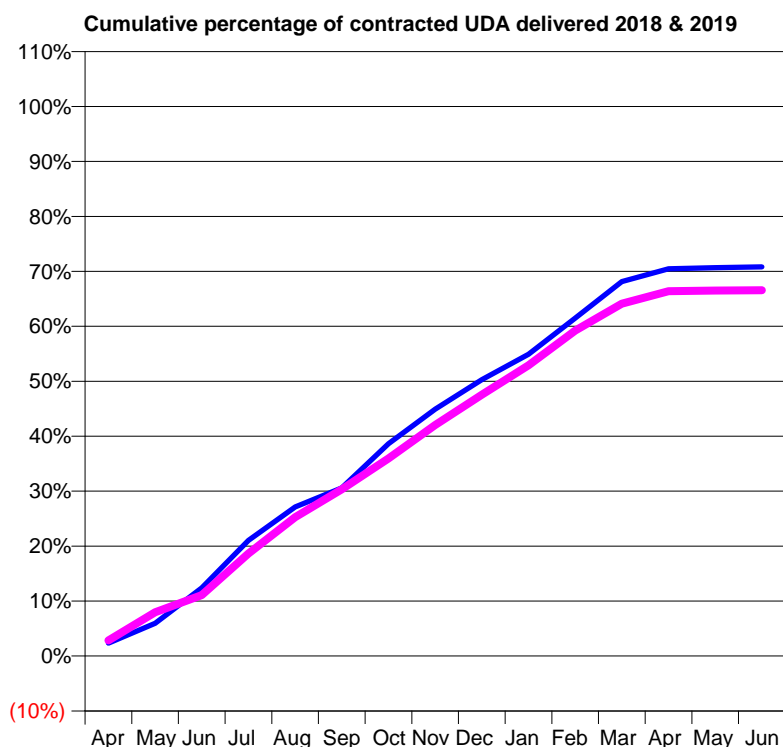
18/19 Contracted general activity (UDA)	27,138
Carry forward general activity (UDA)	0
18/19 Contracted orthodontic activity (UOA)	0
Carry forward orthodontic activity (UOA)	0
Baseline contract value	£804,752.43

### ACCESS\*

Patients seen in 24 months	Total	Change since previous quarter
Quarter ending March 2018	8,290	
Quarter ending June 2018	8,236	→
Quarter ending September 2018	8,251	→
Quarter ending December 2018	8,281	→
Quarter ending March 2019	8,264	→
<b>Variance since March 2018</b>	<b>(0.3%)</b>	<b>→</b>



### ACTIVITY



Adjusted Scheduled Activity (UDA)		
Month	2018	2019
April	636	776
May	1,617	2,164
June	3,362	3,009
July	5,712	5,063
August	7,365	6,862
September	8,302	8,231
October	10,478	9,757
November	12,194	11,410
December	13,647	12,905
January	14,900	14,356
February	16,692	16,070
March	18,489	17,393
April	19,118	18,012
May	19,173	18,051
June	19,212	18,059

### QUALITY

	Quantity	Base Number	Contract	AT	Region	England
% of FP17s for the same patient ID Re-attending within 3 months - Children	64	1,695	3.8%	11.7%	12.3%	11.8%
% of FP17s for the same patient ID Re-attending within 3 months - Adults	578	6,183	9.3%	16.6%	15.9%	15.7%
% of FP17s for the same patient ID Re-attending between 3 & 9 months - Children	450	1,695	26.5%	58.1%	60.2%	58.9%
% of FP17s for the same patient ID Re-attending between 3 & 9 months - Adults	1,893	6,183	30.6%	51.8%	53.0%	50.8%
% of FP17s for Band 1 Urgent Courses	657	7,747	8.5%	9.7%	9.1%	9.1%
% of FP17s Relating to Free Repair or Replacements	46	7,747	0.6%	1.0%	1.0%	0.8%
% of FP17s Relating to Continuations	75	7,747	1.0%	1.1%	1.0%	0.9%
% of Patients satisfied with the dentistry they have received	3	3	N/A	93.5%	93.2%	92.5%
% of Patients satisfied with the time they had to wait for an appointment	3	3	N/A	89.3%	88.1%	87.0%

\* This is based on patients treated on this contract for their most recent course of treatment.

Figures in italics indicate the base number of FP17s or Patient Questionnaire responses are less than 100. N/A is shown where the base number of responses is less than 10 during the period. % is calculated as Quantity/Base number\*100

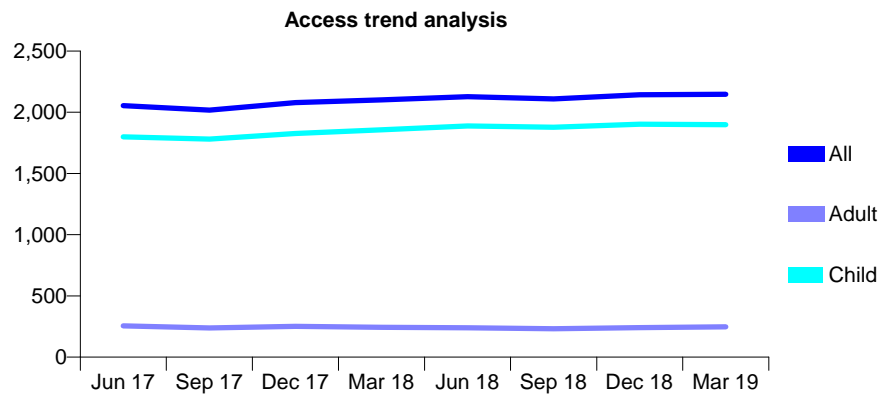
## Q44 - Vital Signs At a Glance Contract Report for 318957/0001 - Year end March 2019

Name or company name	Riverside Dental Practice
Contract type name	GDS Contract
Purpose of contract	General
Contract start date	01/04/2006
Contract end date	

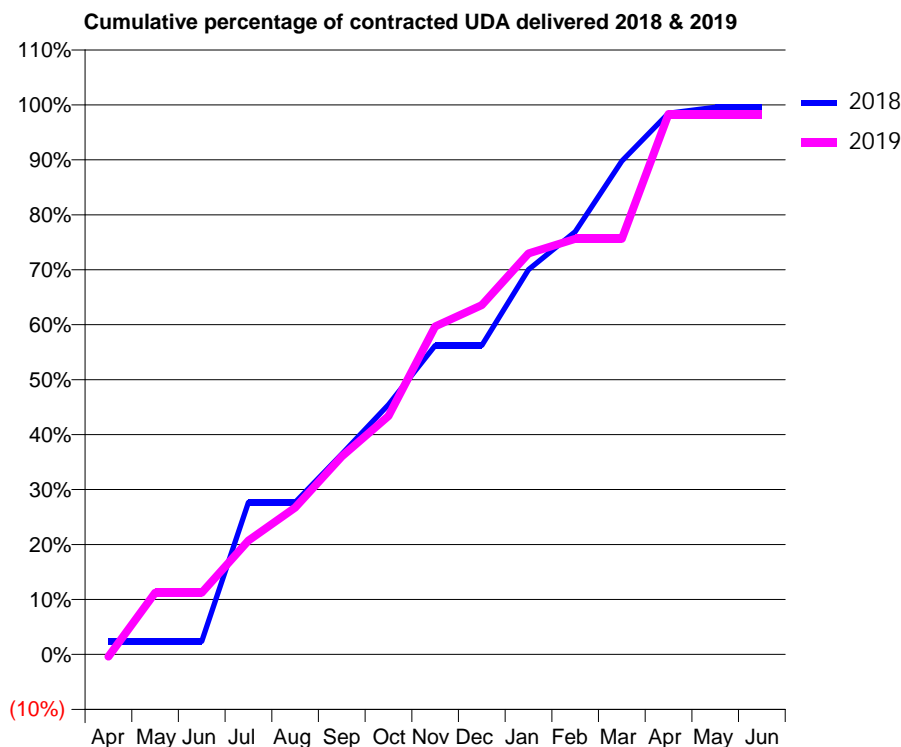
18/19 Contracted general activity (UDA)	4,000
Carry forward general activity (UDA)	17
18/19 Contracted orthodontic activity (UOA)	0
Carry forward orthodontic activity (UOA)	0
Baseline contract value	£106,900.39

### ACCESS\*

Patients seen in 24 months	Total	Change since previous quarter
Quarter ending March 2018	2,101	
Quarter ending June 2018	2,128	→
Quarter ending September 2018	2,110	→
Quarter ending December 2018	2,143	→
Quarter ending March 2019	2,147	→
<b>Variance since March 2018</b>	<b>2.2%</b>	<b>↑</b>



### ACTIVITY



Adjusted Scheduled Activity (UDA)		
Month	2018	2019
April	95	-17
May	95	449
June	95	449
July	1,107	828
August	1,107	1,069
September	1,457	1,440
October	1,818	1,735
November	2,248	2,388
December	2,248	2,543
January	2,801	2,919
February	3,076	3,025
March	3,591	3,025
April	3,939	3,934
May	3,982	3,934
June	3,982	3,934

### QUALITY

	Quantity	Base Number	Contract	AT	Region	England
% of FP17s for the same patient ID Re-attending within 3 months - Children	153	2,521	6.1%	11.7%	12.3%	11.8%
% of FP17s for the same patient ID Re-attending within 3 months - Adults	3	79	3.8%	16.6%	15.9%	15.7%
% of FP17s for the same patient ID Re-attending between 3 & 9 months - Children	1,433	2,521	56.8%	58.1%	60.2%	58.9%
% of FP17s for the same patient ID Re-attending between 3 & 9 months - Adults	49	79	62.0%	51.8%	53.0%	50.8%
% of FP17s for Band 1 Urgent Courses	145	2,986	4.9%	9.7%	9.1%	9.1%
% of FP17s Relating to Free Repair or Replacements	0	2,986	0.0%	1.0%	1.0%	0.8%
% of FP17s Relating to Continuations	16	2,986	0.5%	1.1%	1.0%	0.9%
% of Patients satisfied with the dentistry they have received	3	3	N/A	93.5%	93.2%	92.5%
% of Patients satisfied with the time they had to wait for an appointment	3	3	N/A	89.3%	88.1%	87.0%

\* This is based on patients treated on this contract for their most recent course of treatment. Figures in italics indicate the base number of FP17s or Patient Questionnaire responses are less than 100. N/A is shown where the base number of responses is less than 10 during the period. % is calculated as Quantity/Base number\*100

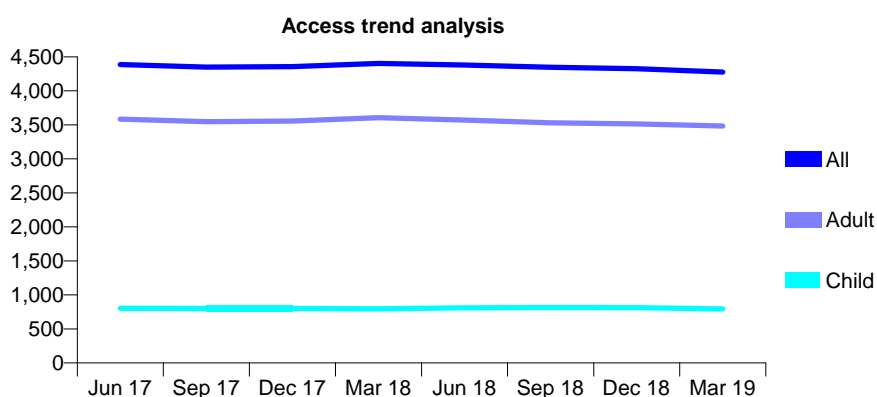
## Q44 - Vital Signs At a Glance Contract Report for 321486/0001 - Year end March 2019

Name or company name	MR AD MORTON
Contract type name	GDS Contract
Purpose of contract	General
Contract start date	01/04/2006
Contract end date	

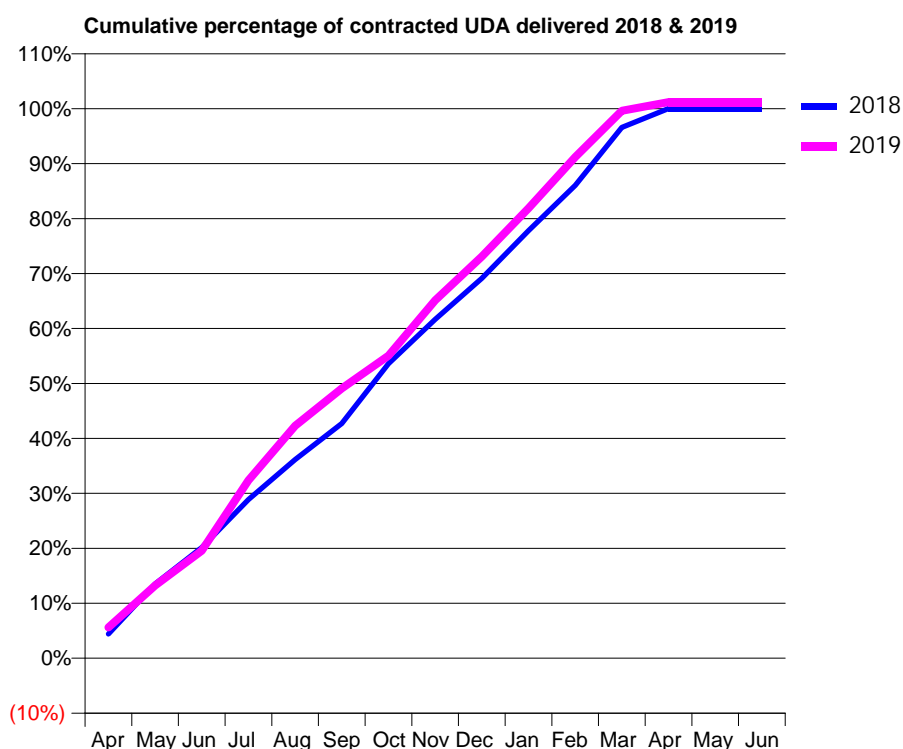
18/19 Contracted general activity (UDA)	12,706
Carry forward general activity (UDA)	0
18/19 Contracted orthodontic activity (UOA)	0
Carry forward orthodontic activity (UOA)	0
Baseline contract value	£354,639.65

### ACCESS\*

Patients seen in 24 months	Total	Change since previous quarter
Quarter ending March 2018	4,402	
Quarter ending June 2018	4,379	→
Quarter ending September 2018	4,346	→
Quarter ending December 2018	4,326	→
Quarter ending March 2019	4,278	↓
<b>Variance since March 2018</b>	<b>(2.8%)</b>	<b>↓</b>



### ACTIVITY



Adjusted Scheduled Activity (UDA)		
Month	2018	2019
April	560	714
May	1,722	1,683
June	2,567	2,488
July	3,677	4,113
August	4,605	5,376
September	5,438	6,235
October	6,822	6,993
November	7,850	8,276
December	8,800	9,284
January	9,902	10,406
February	10,953	11,587
March	12,297	12,655
April	12,730	12,855
May	12,730	12,856
June	12,730	12,856

### QUALITY

	Quantity	Base Number	Contract	AT	Region	England
% of FP17s for the same patient ID Re-attending within 3 months - Children	71	1,298	5.5%	11.7%	12.3%	11.8%
% of FP17s for the same patient ID Re-attending within 3 months - Adults	737	4,969	14.8%	16.6%	15.9%	15.7%
% of FP17s for the same patient ID Re-attending between 3 & 9 months - Children	913	1,298	70.3%	58.1%	60.2%	58.9%
% of FP17s for the same patient ID Re-attending between 3 & 9 months - Adults	2,619	4,969	52.7%	51.8%	53.0%	50.8%
% of FP17s for Band 1 Urgent Courses	411	6,206	6.6%	9.7%	9.1%	9.1%
% of FP17s Relating to Free Repair or Replacements	147	6,206	2.4%	1.0%	1.0%	0.8%
% of FP17s Relating to Continuations	36	6,206	0.6%	1.1%	1.0%	0.9%
% of Patients satisfied with the dentistry they have received	3	3	N/A	93.5%	93.2%	92.5%
% of Patients satisfied with the time they had to wait for an appointment	3	3	N/A	89.3%	88.1%	87.0%

\* This is based on patients treated on this contract for their most recent course of treatment.

Figures in italics indicate the base number of FP17s or Patient Questionnaire responses are less than 100. N/A is shown where the base number of responses is less than 10 during the period. % is calculated as Quantity/Base number\*100

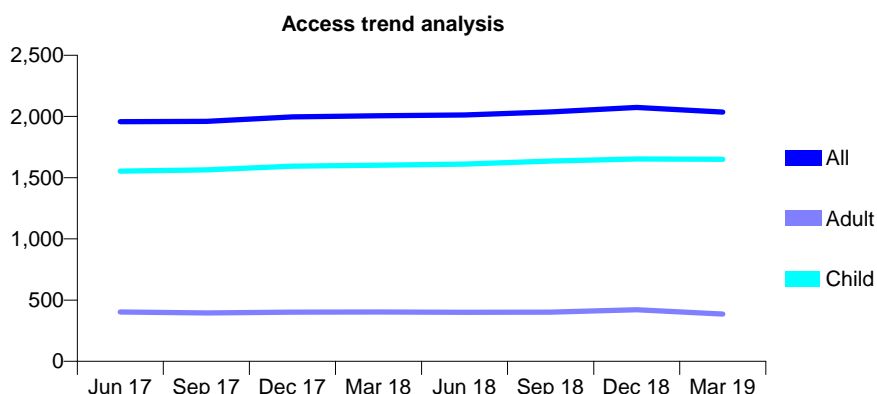
## Q44 - Vital Signs At a Glance Contract Report for 327123/0002 - Year end March 2019

Name or company name	MRS JM COOPER
Contract type name	GDS Contract
Purpose of contract	General
Contract start date	01/04/2007
Contract end date	

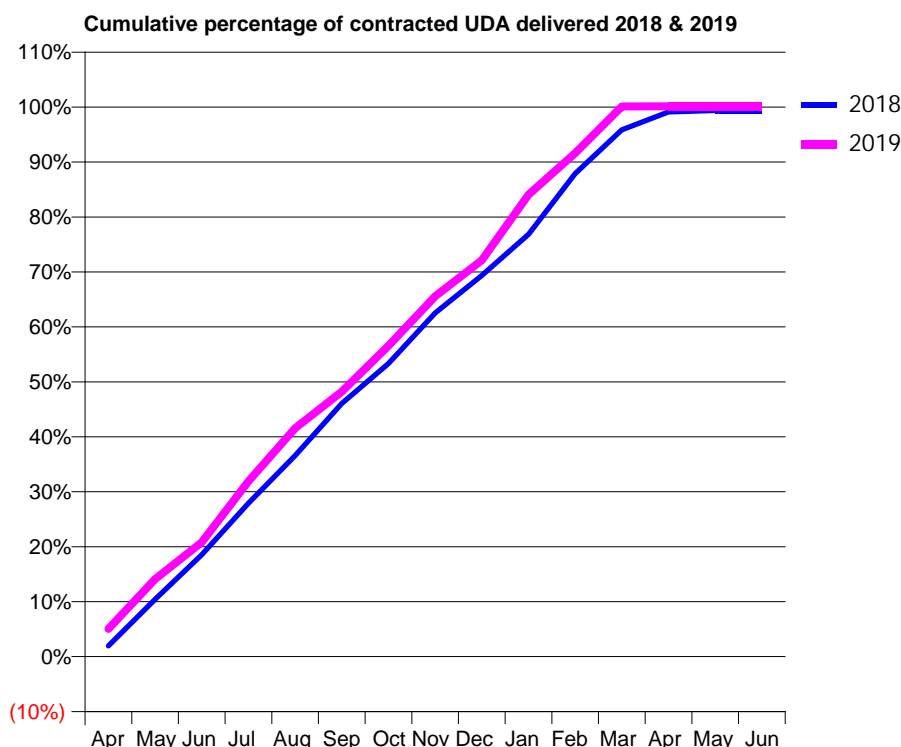
18/19 Contracted general activity (UDA)	4,180
Carry forward general activity (UDA)	25
18/19 Contracted orthodontic activity (UOA)	0
Carry forward orthodontic activity (UOA)	0
Baseline contract value	£95,370.13

### ACCESS\*

Patients seen in 24 months	Total	Change since previous quarter
Quarter ending March 2018	2,006	
Quarter ending June 2018	2,012	→
Quarter ending September 2018	2,038	→
Quarter ending December 2018	2,074	→
Quarter ending March 2019	2,037	↓
<b>Variance since March 2018</b>	<b>1.5%</b>	<b>→</b>



### ACTIVITY



Adjusted Scheduled Activity (UDA)		
Month	2018	2019
April	83	211
May	437	590
June	774	870
July	1,167	1,334
August	1,530	1,738
September	1,925	2,015
October	2,230	2,365
November	2,615	2,740
December	2,898	3,015
January	3,212	3,513
February	3,675	3,830
March	4,006	4,185
April	4,143	4,186
May	4,155	4,186
June	4,155	4,186

### QUALITY

	Quantity	Base Number	Contract	AT	Region	England
% of FP17s for the same patient ID Re-attending within 3 months - Children	325	3,112	10.4%	11.7%	12.3%	11.8%
% of FP17s for the same patient ID Re-attending within 3 months - Adults	55	377	14.6%	16.6%	15.9%	15.7%
% of FP17s for the same patient ID Re-attending between 3 & 9 months - Children	2,208	3,112	71.0%	58.1%	60.2%	58.9%
% of FP17s for the same patient ID Re-attending between 3 & 9 months - Adults	221	377	58.6%	51.8%	53.0%	50.8%
% of FP17s for Band 1 Urgent Courses	111	3,369	3.3%	9.7%	9.1%	9.1%
% of FP17s Relating to Free Repair or Replacements	2	3,369	0.1%	1.0%	1.0%	0.8%
% of FP17s Relating to Continuations	0	3,369	0.0%	1.1%	1.0%	0.9%
% of Patients satisfied with the dentistry they have received	0	0	N/A	93.5%	93.2%	92.5%
% of Patients satisfied with the time they had to wait for an appointment	0	0	N/A	89.3%	88.1%	87.0%

\* This is based on patients treated on this contract for their most recent course of treatment.  
 Figures in *italics* indicate the base number of FP17s or Patient Questionnaire responses are less than 100. N/A is shown where the base number of responses is less than 10 during the period. % is calculated as Quantity/Base number\*100



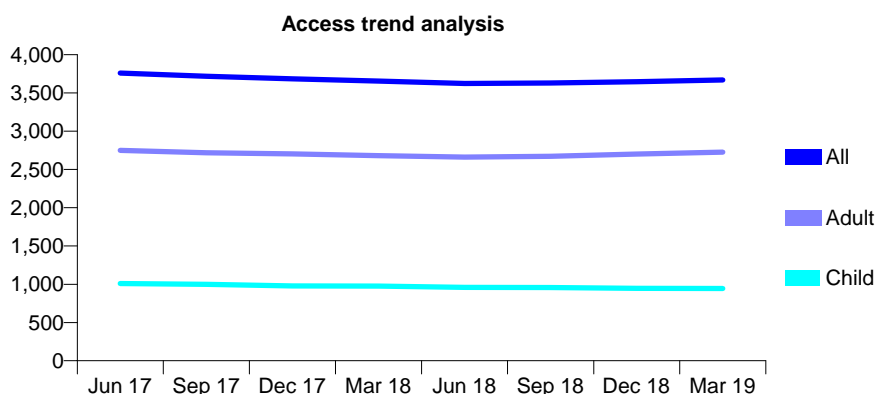
## Q44 - Vital Signs At a Glance Contract Report for 329150/0002 - Year end March 2019

Name or company name	MR DJ GIDMAN
Contract type name	GDS Contract
Purpose of contract	General
Contract start date	01/04/2006
Contract end date	

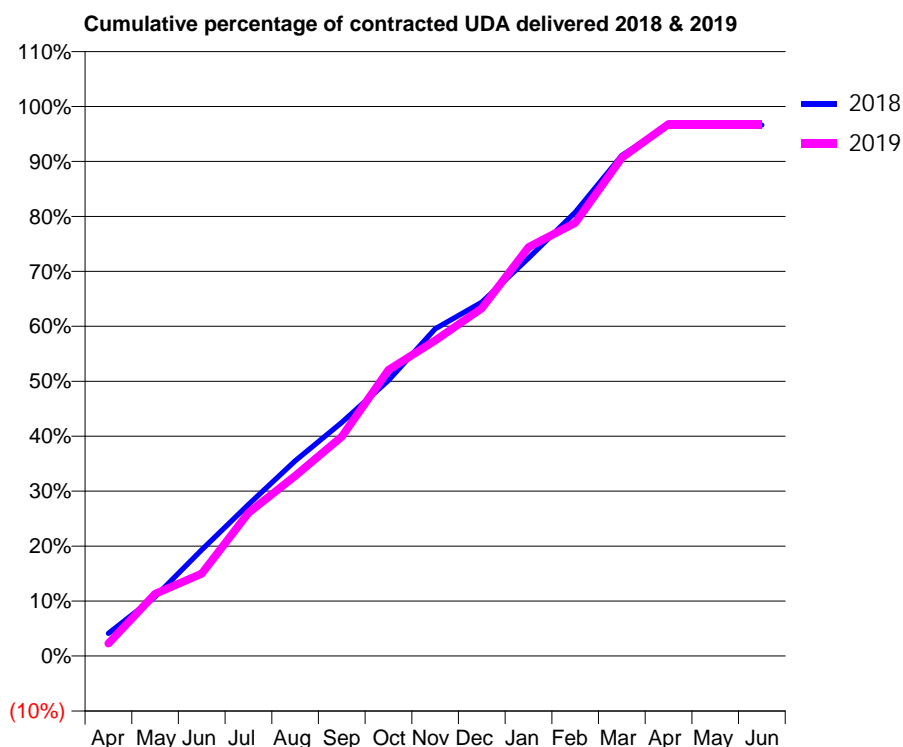
18/19 Contracted general activity (UDA)	9,301
Carry forward general activity (UDA)	314
18/19 Contracted orthodontic activity (UOA)	0
Carry forward orthodontic activity (UOA)	0
Baseline contract value	£286,574.14

### ACCESS\*

Patients seen in 24 months	Total	Change since previous quarter
Quarter ending March 2018	3,656	
Quarter ending June 2018	3,622	→
Quarter ending September 2018	3,630	→
Quarter ending December 2018	3,647	→
Quarter ending March 2019	3,670	→
<b>Variance since March 2018</b>	<b>0.4%</b>	<b>→</b>



### ACTIVITY



Adjusted Scheduled Activity (UDA)		
Month	2018	2019
April	385	212
May	1,003	1,052
June	1,797	1,394
July	2,565	2,423
August	3,304	3,049
September	3,953	3,713
October	4,668	4,842
November	5,538	5,340
December	5,987	5,886
January	6,736	6,919
February	7,510	7,330
March	8,473	8,433
April	8,986	9,002
May	8,984	9,002
June	8,987	9,002

### QUALITY

	Quantity	Base Number	Contract	AT	Region	England
% of FP17s for the same patient ID Re-attending within 3 months - Children	101	1,387	7.3%	11.7%	12.3%	11.8%
% of FP17s for the same patient ID Re-attending within 3 months - Adults	474	3,658	13.0%	16.6%	15.9%	15.7%
% of FP17s for the same patient ID Re-attending between 3 & 9 months - Children	760	1,387	54.8%	58.1%	60.2%	58.9%
% of FP17s for the same patient ID Re-attending between 3 & 9 months - Adults	1,837	3,658	50.2%	51.8%	53.0%	50.8%
% of FP17s for Band 1 Urgent Courses	213	4,948	4.3%	9.7%	9.1%	9.1%
% of FP17s Relating to Free Repair or Replacements	53	4,948	1.1%	1.0%	1.0%	0.8%
% of FP17s Relating to Continuations	109	4,948	2.2%	1.1%	1.0%	0.9%
% of Patients satisfied with the dentistry they have received	1	1	N/A	93.5%	93.2%	92.5%
% of Patients satisfied with the time they had to wait for an appointment	1	1	N/A	89.3%	88.1%	87.0%

\* This is based on patients treated on this contract for their most recent course of treatment.

Figures in italics indicate the base number of FP17s or Patient Questionnaire responses are less than 100. N/A is shown where the base number of responses is less than 10 during the period. % is calculated as Quantity/Base number\*100

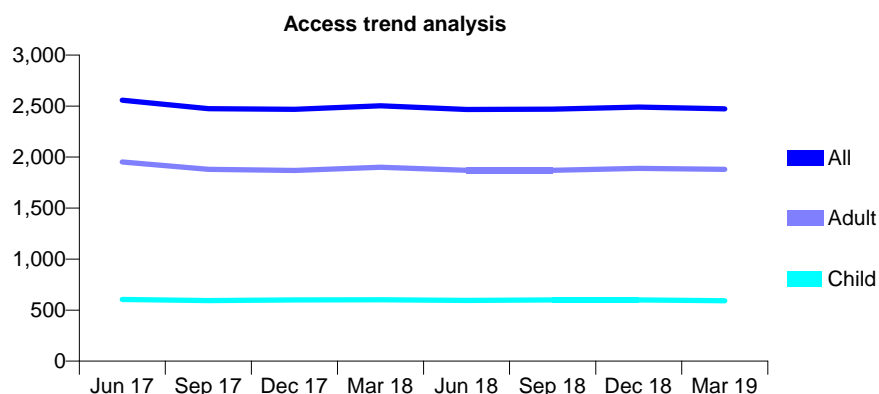
## Q44 - Vital Signs At a Glance Contract Report for 340375/0001 - Year end March 2019

Name or company name	MRS C SHARP
Contract type name	GDS Contract
Purpose of contract	General
Contract start date	20/10/2010
Contract end date	

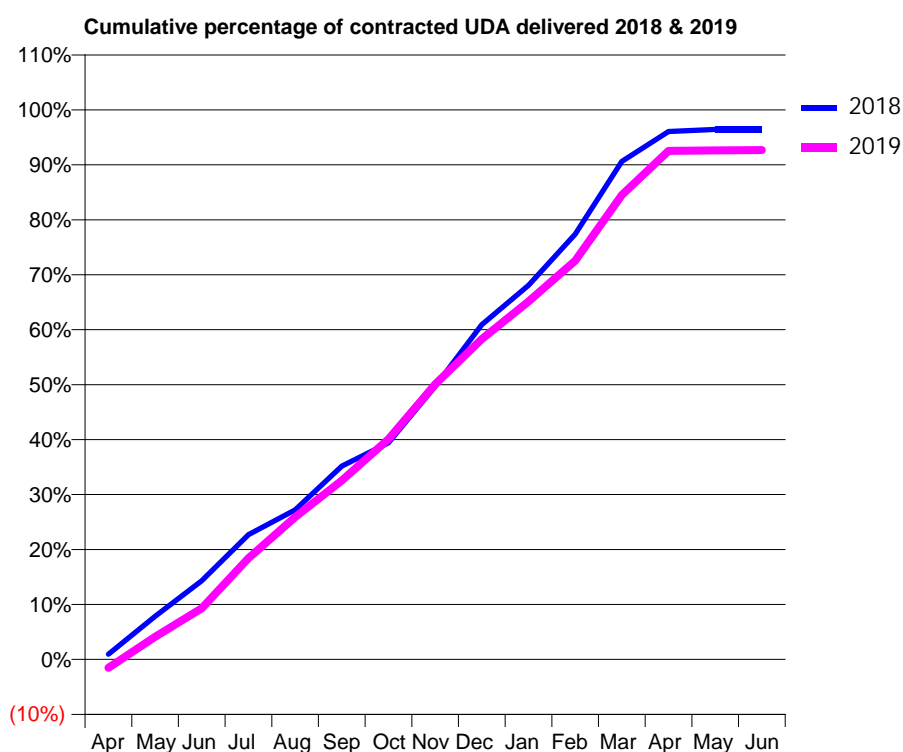
18/19 Contracted general activity (UDA)	7,085
Carry forward general activity (UDA)	253
18/19 Contracted orthodontic activity (UOA)	0
Carry forward orthodontic activity (UOA)	0
Baseline contract value	£197,178.23

### ACCESS\*

Patients seen in 24 months	Total	Change since previous quarter
Quarter ending March 2018	2,502	
Quarter ending June 2018	2,467	↓
Quarter ending September 2018	2,470	→
Quarter ending December 2018	2,489	→
Quarter ending March 2019	2,472	→
<b>Variance since March 2018</b>	<b>(1.2%)</b>	<b>↓</b>



### ACTIVITY



Adjusted Scheduled Activity (UDA)		
Month	2018	2019
April	68	-109
May	557	294
June	1,013	660
July	1,609	1,307
August	1,928	1,835
September	2,492	2,307
October	2,794	2,839
November	3,521	3,548
December	4,316	4,131
January	4,824	4,613
February	5,483	5,141
March	6,421	5,987
April	6,807	6,557
May	6,832	6,562
June	6,832	6,567

### QUALITY

	Quantity	Base Number	Contract	AT	Region	England
% of FP17s for the same patient ID Re-attending within 3 months - Children	66	735	9.0%	11.7%	12.3%	11.8%
% of FP17s for the same patient ID Re-attending within 3 months - Adults	324	2,133	15.2%	16.6%	15.9%	15.7%
% of FP17s for the same patient ID Re-attending between 3 & 9 months - Children	364	735	49.5%	58.1%	60.2%	58.9%
% of FP17s for the same patient ID Re-attending between 3 & 9 months - Adults	752	2,133	35.3%	51.8%	53.0%	50.8%
% of FP17s for Band 1 Urgent Courses	424	2,894	14.7%	9.7%	9.1%	9.1%
% of FP17s Relating to Free Repair or Replacements	22	2,894	0.8%	1.0%	1.0%	0.8%
% of FP17s Relating to Continuations	35	2,894	1.2%	1.1%	1.0%	0.9%
% of Patients satisfied with the dentistry they have received	3	3	N/A	93.5%	93.2%	92.5%
% of Patients satisfied with the time they had to wait for an appointment	3	3	N/A	89.3%	88.1%	87.0%

\* This is based on patients treated on this contract for their most recent course of treatment. Figures in italics indicate the base number of FP17s or Patient Questionnaire responses are less than 100. N/A is shown where the base number of responses is less than 10 during the period. % is calculated as Quantity/Base number\*100

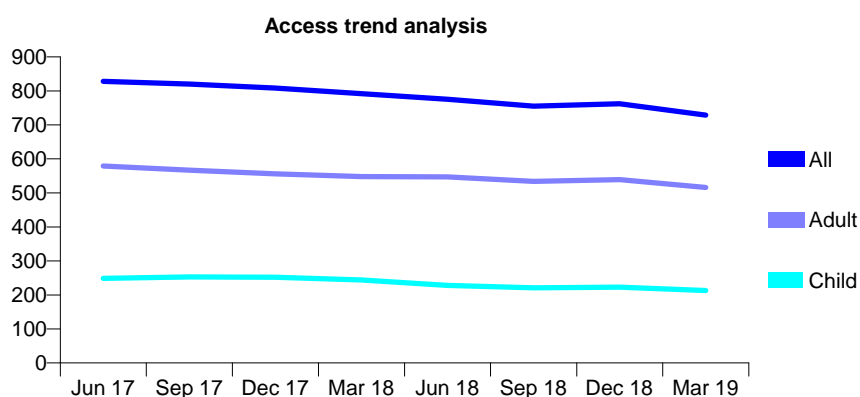
## Q44 - Vital Signs At a Glance Contract Report for 340642/0001 - Year end March 2019

Name or company name	MR M BADELI
Contract type name	PDS Contract
Purpose of contract	General
Contract start date	01/04/2006
Contract end date	31/03/2020

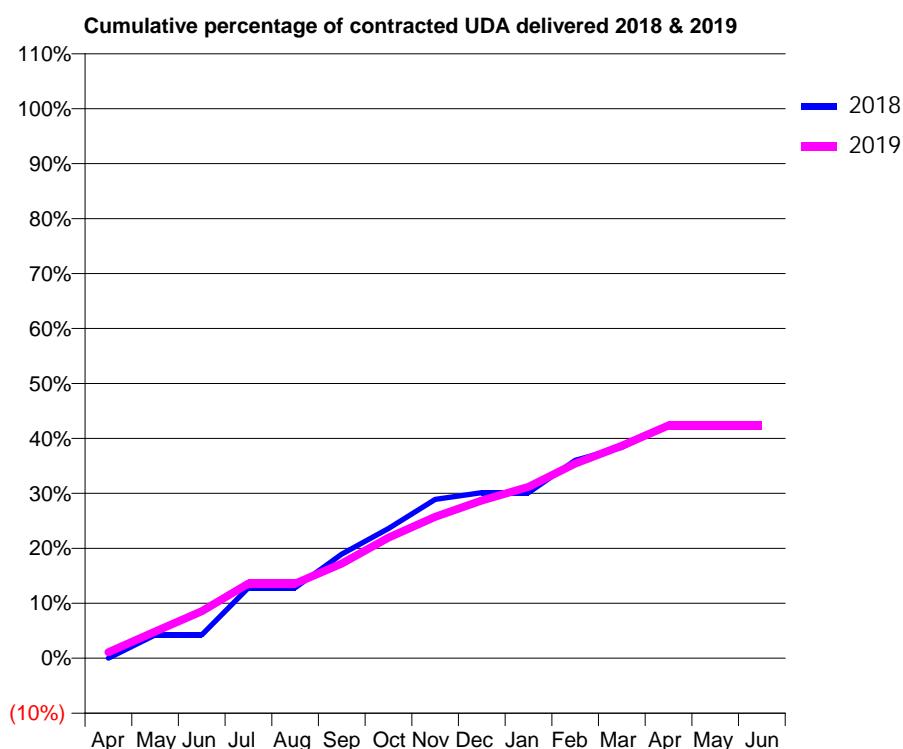
18/19 Contracted general activity (UDA)	4,500
Carry forward general activity (UDA)	0
18/19 Contracted orthodontic activity (UOA)	0
Carry forward orthodontic activity (UOA)	0
Baseline contract value	£109,918.15

### ACCESS\*

Patients seen in 24 months	Total	Change since previous quarter
Quarter ending March 2018	792	
Quarter ending June 2018	775	↓
Quarter ending September 2018	755	↓
Quarter ending December 2018	762	→
Quarter ending March 2019	729	↓
<b>Variance since March 2018</b>	<b>(8.0%)</b>	<b>↓</b>



### ACTIVITY



Adjusted Scheduled Activity (UDA)		
Month	2018	2019
April	0	50
May	191	219
June	191	385
July	577	613
August	577	613
September	852	775
October	1,062	988
November	1,301	1,159
December	1,356	1,292
January	1,356	1,403
February	1,621	1,595
March	1,727	1,741
April	1,909	1,906
May	1,915	1,906
June	1,915	1,906

### QUALITY

	Quantity	Base Number	Contract	AT	Region	England
% of FP17s for the same patient ID Re-attending within 3 months - Children	21	251	8.4%	11.7%	12.3%	11.8%
% of FP17s for the same patient ID Re-attending within 3 months - Adults	103	620	16.6%	16.6%	15.9%	15.7%
% of FP17s for the same patient ID Re-attending between 3 & 9 months - Children	86	251	34.3%	58.1%	60.2%	58.9%
% of FP17s for the same patient ID Re-attending between 3 & 9 months - Adults	206	620	33.2%	51.8%	53.0%	50.8%
% of FP17s for Band 1 Urgent Courses	121	872	13.9%	9.7%	9.1%	9.1%
% of FP17s Relating to Free Repair or Replacements	1	872	0.1%	1.0%	1.0%	0.8%
% of FP17s Relating to Continuations	2	872	0.2%	1.1%	1.0%	0.9%
% of Patients satisfied with the dentistry they have received	0	0	N/A	93.5%	93.2%	92.5%
% of Patients satisfied with the time they had to wait for an appointment	0	0	N/A	89.3%	88.1%	87.0%

\* This is based on patients treated on this contract for their most recent course of treatment.

Figures in italics indicate the base number of FP17s or Patient Questionnaire responses are less than 100. N/A is shown where the base number of responses is less than 10 during the period. % is calculated as Quantity/Base number\*100

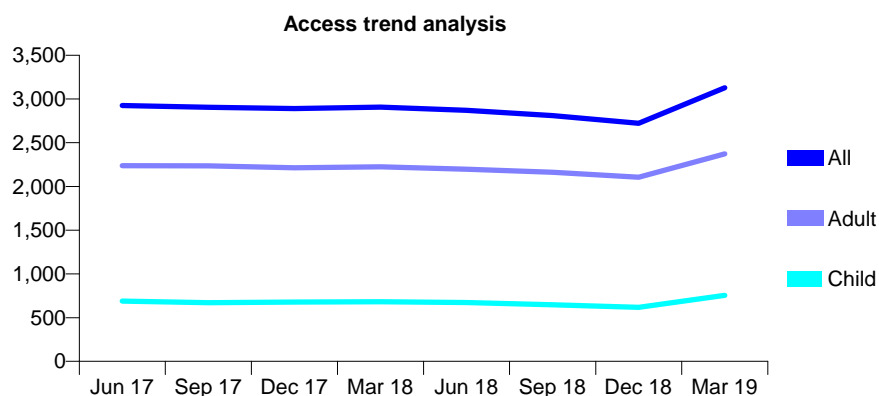
## Q44 - Vital Signs At a Glance Contract Report for 398756/0001 - Year end March 2019

Name or company name	The Woodlands Dental Practice
Contract type name	GDS Contract
Purpose of contract	General
Contract start date	01/04/2011
Contract end date	

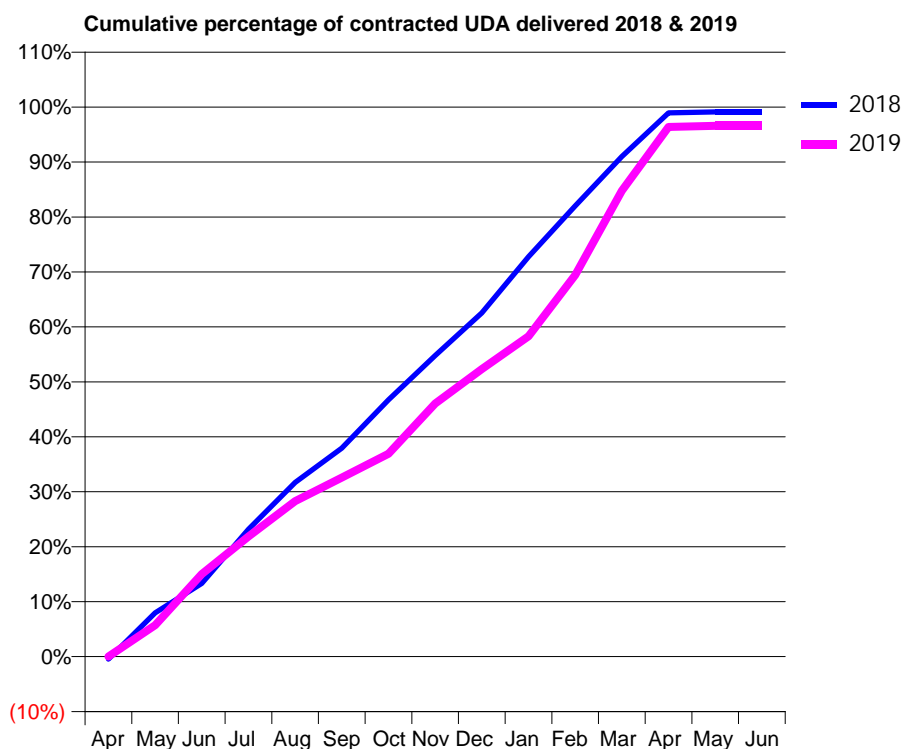
18/19 Contracted general activity (UDA)	9,318
Carry forward general activity (UDA)	0
18/19 Contracted orthodontic activity (UOA)	0
Carry forward orthodontic activity (UOA)	0
Baseline contract value	£236,424.08

### ACCESS\*

Patients seen in 24 months	Total	Change since previous quarter
Quarter ending March 2018	2,908	
Quarter ending June 2018	2,871	↓
Quarter ending September 2018	2,810	↓
Quarter ending December 2018	2,723	↓
Quarter ending March 2019	3,128	↑
<b>Variance since March 2018</b>	<b>7.6%</b>	<b>↑</b>



### ACTIVITY



Adjusted Scheduled Activity (UDA)		
Month	2018	2019
April	-44	0
May	744	535
June	1,242	1,399
July	2,159	2,036
August	2,954	2,639
September	3,536	3,036
October	4,354	3,441
November	5,107	4,292
December	5,828	4,874
January	6,781	5,433
February	7,644	6,470
March	8,479	7,898
April	9,220	8,980
May	9,235	8,998
June	9,235	8,998

### QUALITY

	Quantity	Base Number	Contract	AT	Region	England
% of FP17s for the same patient ID Re-attending within 3 months - Children	66	1,151	5.7%	11.7%	12.3%	11.8%
% of FP17s for the same patient ID Re-attending within 3 months - Adults	367	3,454	10.6%	16.6%	15.9%	15.7%
% of FP17s for the same patient ID Re-attending between 3 & 9 months - Children	724	1,151	62.9%	58.1%	60.2%	58.9%
% of FP17s for the same patient ID Re-attending between 3 & 9 months - Adults	2,305	3,454	66.7%	51.8%	53.0%	50.8%
% of FP17s for Band 1 Urgent Courses	160	4,608	3.5%	9.7%	9.1%	9.1%
% of FP17s Relating to Free Repair or Replacements	59	4,608	1.3%	1.0%	1.0%	0.8%
% of FP17s Relating to Continuations	47	4,608	1.0%	1.1%	1.0%	0.9%
% of Patients satisfied with the dentistry they have received	4	4	N/A	93.5%	93.2%	92.5%
% of Patients satisfied with the time they had to wait for an appointment	4	4	N/A	89.3%	88.1%	87.0%

\* This is based on patients treated on this contract for their most recent course of treatment.  
 Figures in *italics* indicate the base number of FP17s or Patient Questionnaire responses are less than 100. N/A is shown where the base number of responses is less than 10 during the period. % is calculated as Quantity/Base number\*100

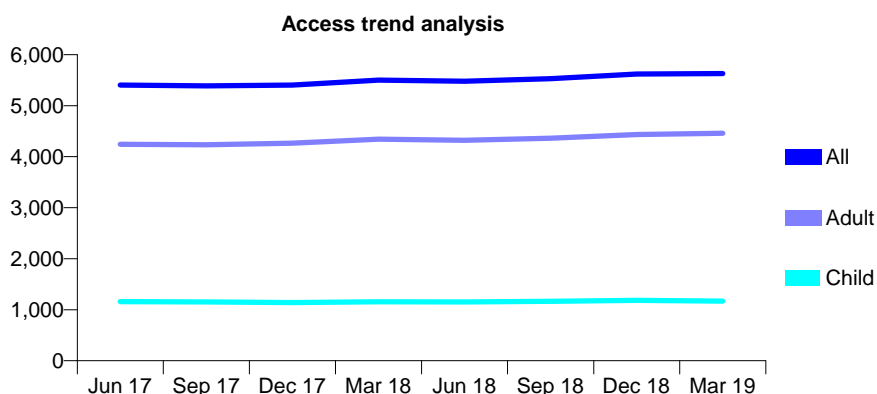
## Q44 - Vital Signs At a Glance Contract Report for 566632/0001 - Year end March 2019

Name or company name	Guilden Sutton Dental Practice
Contract type name	GDS Contract
Purpose of contract	General
Contract start date	01/04/2006
Contract end date	

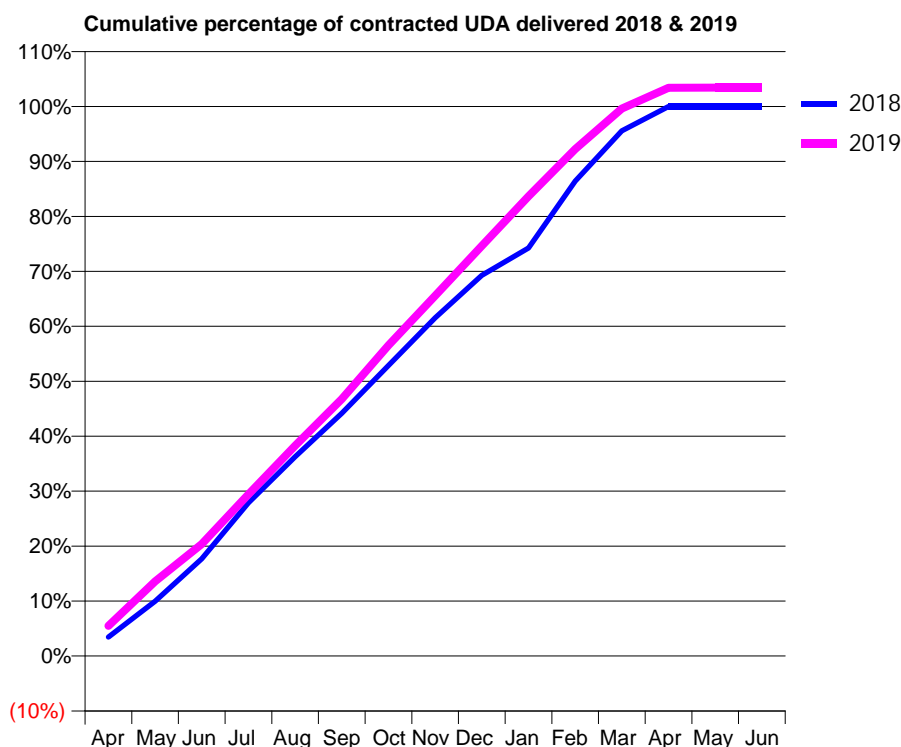
18/19 Contracted general activity (UDA)	15,500
Carry forward general activity (UDA)	0
18/19 Contracted orthodontic activity (UOA)	0
Carry forward orthodontic activity (UOA)	0
Baseline contract value	£397,400.54

### ACCESS\*

Patients seen in 24 months	Total	Change since previous quarter
Quarter ending March 2018	5,503	
Quarter ending June 2018	5,479	→
Quarter ending September 2018	5,527	→
Quarter ending December 2018	5,620	→
Quarter ending March 2019	5,631	→
<b>Variance since March 2018</b>	<b>2.3%</b>	<b>↑</b>



### ACTIVITY



Adjusted Scheduled Activity (UDA)		
Month	2018	2019
April	542	851
May	1,560	2,107
June	2,766	3,158
July	4,357	4,559
August	5,666	5,932
September	6,896	7,247
October	8,255	8,764
November	9,614	10,166
December	10,820	11,567
January	11,594	12,967
February	13,497	14,300
March	14,926	15,440
April	15,616	16,027
May	15,617	16,032
June	15,619	16,032

### QUALITY

	Quantity	Base Number	Contract	AT	Region	England
% of FP17s for the same patient ID Re-attending within 3 months - Children	209	2,007	10.4%	11.7%	12.3%	11.8%
% of FP17s for the same patient ID Re-attending within 3 months - Adults	1,418	7,108	19.9%	16.6%	15.9%	15.7%
% of FP17s for the same patient ID Re-attending between 3 & 9 months - Children	1,323	2,007	65.9%	58.1%	60.2%	58.9%
% of FP17s for the same patient ID Re-attending between 3 & 9 months - Adults	4,013	7,108	56.5%	51.8%	53.0%	50.8%
% of FP17s for Band 1 Urgent Courses	925	9,119	10.1%	9.7%	9.1%	9.1%
% of FP17s Relating to Free Repair or Replacements	176	9,119	1.9%	1.0%	1.0%	0.8%
% of FP17s Relating to Continuations	89	9,119	1.0%	1.1%	1.0%	0.9%
% of Patients satisfied with the dentistry they have received	3	3	N/A	93.5%	93.2%	92.5%
% of Patients satisfied with the time they had to wait for an appointment	3	3	N/A	89.3%	88.1%	87.0%

\* This is based on patients treated on this contract for their most recent course of treatment.

Figures in italics indicate the base number of FP17s or Patient Questionnaire responses are less than 100. N/A is shown where the base number of responses is less than 10 during the period. % is calculated as Quantity/Base number\*100

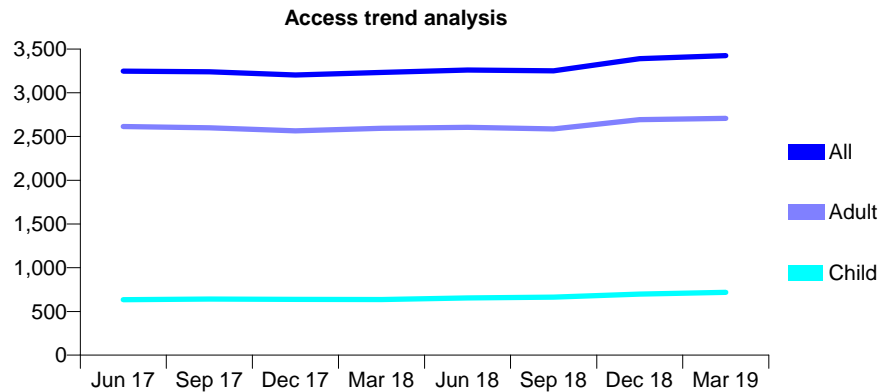
## Q44 - Vital Signs At a Glance Contract Report for 569208/0001 - Year end March 2019

Name or company name	Heathfield Dental Practice
Contract type name	GDS Contract
Purpose of contract	General
Contract start date	01/04/2006
Contract end date	

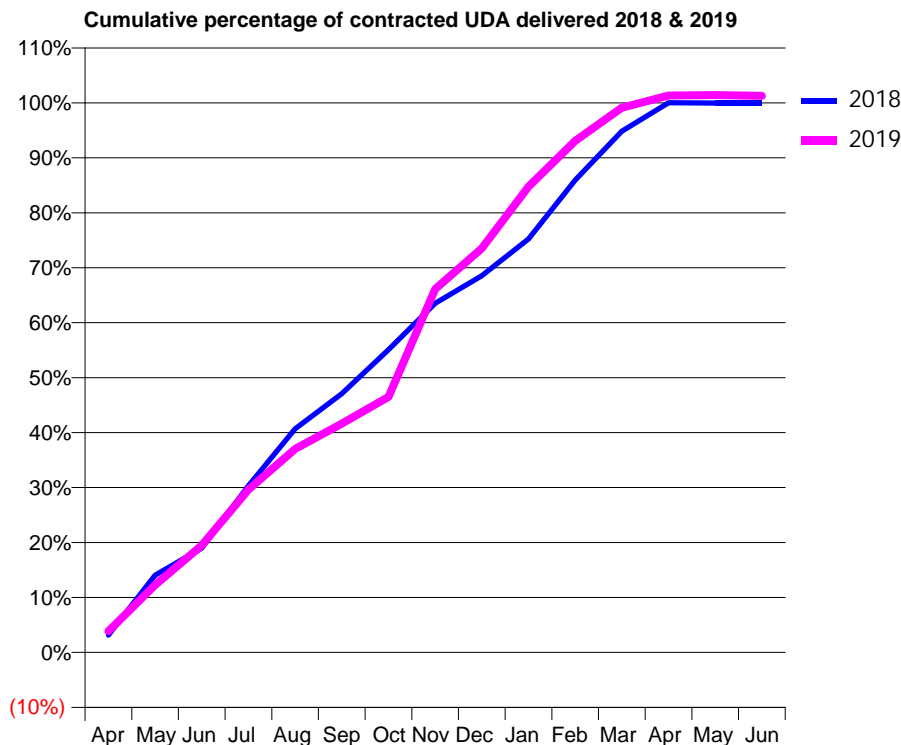
18/19 Contracted general activity (UDA)	8,738
Carry forward general activity (UDA)	2
18/19 Contracted orthodontic activity (UOA)	0
Carry forward orthodontic activity (UOA)	0
Baseline contract value	£243,680.55

### ACCESS\*

Patients seen in 24 months	Total	Change since previous quarter
Quarter ending March 2018	3,232	
Quarter ending June 2018	3,260	→
Quarter ending September 2018	3,250	→
Quarter ending December 2018	3,391	↑
Quarter ending March 2019	3,424	→
<b>Variance since March 2018</b>	<b>5.9%</b>	<b>↑</b>



### ACTIVITY



Adjusted Scheduled Activity (UDA)		
Month	2018	2019
April	276	337
May	1,228	1,074
June	1,658	1,702
July	2,651	2,590
August	3,558	3,234
September	4,115	3,639
October	4,815	4,064
November	5,552	5,777
December	5,990	6,425
January	6,574	7,405
February	7,510	8,132
March	8,288	8,662
April	8,739	8,855
May	8,736	8,862
June	8,736	8,850

### QUALITY

	Quantity	Base Number	Contract	AT	Region	England
% of FP17s for the same patient ID Re-attending within 3 months - Children	70	1,063	6.6%	11.7%	12.3%	11.8%
% of FP17s for the same patient ID Re-attending within 3 months - Adults	752	3,867	19.4%	16.6%	15.9%	15.7%
% of FP17s for the same patient ID Re-attending between 3 & 9 months - Children	609	1,063	57.3%	58.1%	60.2%	58.9%
% of FP17s for the same patient ID Re-attending between 3 & 9 months - Adults	1,854	3,867	47.9%	51.8%	53.0%	50.8%
% of FP17s for Band 1 Urgent Courses	650	4,809	13.5%	9.7%	9.1%	9.1%
% of FP17s Relating to Free Repair or Replacements	75	4,809	1.6%	1.0%	1.0%	0.8%
% of FP17s Relating to Continuations	38	4,809	0.8%	1.1%	1.0%	0.9%
% of Patients satisfied with the dentistry they have received	2	2	N/A	93.5%	93.2%	92.5%
% of Patients satisfied with the time they had to wait for an appointment	2	2	N/A	89.3%	88.1%	87.0%

\* This is based on patients treated on this contract for their most recent course of treatment.

Figures in italics indicate the base number of FP17s or Patient Questionnaire responses are less than 100. N/A is shown where the base number of responses is less than 10 during the period. % is calculated as Quantity/Base number\*100

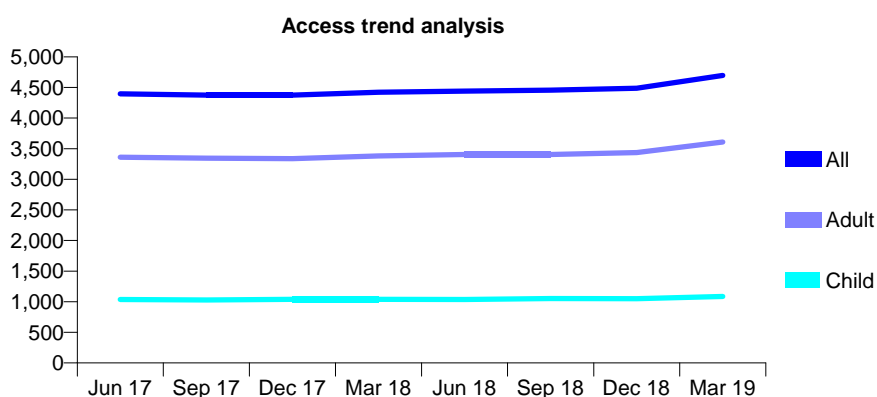
## Q44 - Vital Signs At a Glance Contract Report for 638560/0001 - Year end March 2019

Name or company name	MISS J FINN
Contract type name	GDS Contract
Purpose of contract	General
Contract start date	01/04/2006
Contract end date	

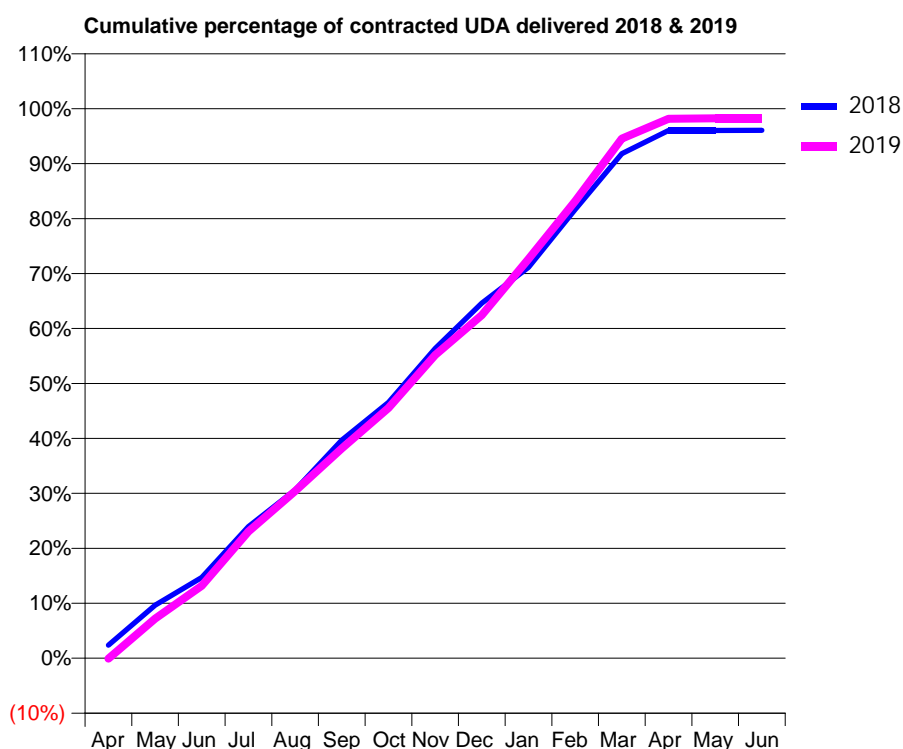
18/19 Contracted general activity (UDA)	14,350
Carry forward general activity (UDA)	563
18/19 Contracted orthodontic activity (UOA)	0
Carry forward orthodontic activity (UOA)	0
Baseline contract value	£412,253.34

### ACCESS\*

Patients seen in 24 months	Total	Change since previous quarter
Quarter ending March 2018	4,421	
Quarter ending June 2018	4,441	→
Quarter ending September 2018	4,456	→
Quarter ending December 2018	4,487	→
Quarter ending March 2019	4,695	↑
<b>Variance since March 2018</b>	<b>6.2%</b>	<b>↑</b>



### ACTIVITY



Adjusted Scheduled Activity (UDA)		
Month	2018	2019
April	339	-12
May	1,386	1,036
June	2,107	1,893
July	3,439	3,309
August	4,395	4,366
September	5,696	5,477
October	6,680	6,536
November	8,088	7,915
December	9,272	8,958
January	10,207	10,424
February	11,719	11,937
March	13,174	13,569
April	13,782	14,085
May	13,780	14,098
June	13,786	14,098

### QUALITY

	Quantity	Base Number	Contract	AT	Region	England
% of FP17s for the same patient ID Re-attending within 3 months - Children	173	1,934	8.9%	11.7%	12.3%	11.8%
% of FP17s for the same patient ID Re-attending within 3 months - Adults	914	5,755	15.9%	16.6%	15.9%	15.7%
% of FP17s for the same patient ID Re-attending between 3 & 9 months - Children	1,312	1,934	67.8%	58.1%	60.2%	58.9%
% of FP17s for the same patient ID Re-attending between 3 & 9 months - Adults	3,156	5,755	54.8%	51.8%	53.0%	50.8%
% of FP17s for Band 1 Urgent Courses	761	7,712	9.9%	9.7%	9.1%	9.1%
% of FP17s Relating to Free Repair or Replacements	72	7,712	0.9%	1.0%	1.0%	0.8%
% of FP17s Relating to Continuations	58	7,712	0.8%	1.1%	1.0%	0.9%
% of Patients satisfied with the dentistry they have received	10	10	100.0%	93.5%	93.2%	92.5%
% of Patients satisfied with the time they had to wait for an appointment	10	10	100.0%	89.3%	88.1%	87.0%

\* This is based on patients treated on this contract for their most recent course of treatment.

Figures in italics indicate the base number of FP17s or Patient Questionnaire responses are less than 100. N/A is shown where the base number of responses is less than 10 during the period. % is calculated as Quantity/Base number\*100



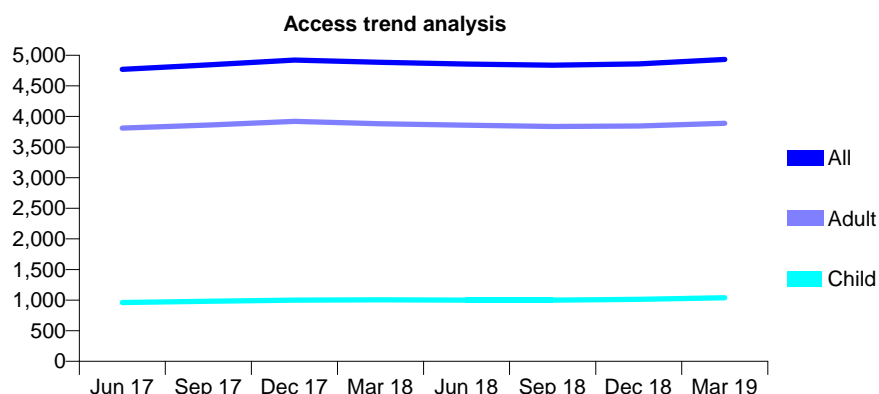
## Q44 - Vital Signs At a Glance Contract Report for 649139/0001 - Year end March 2019

Name or company name	MR BS PHIPPS
Contract type name	GDS Contract
Purpose of contract	General
Contract start date	01/04/2006
Contract end date	

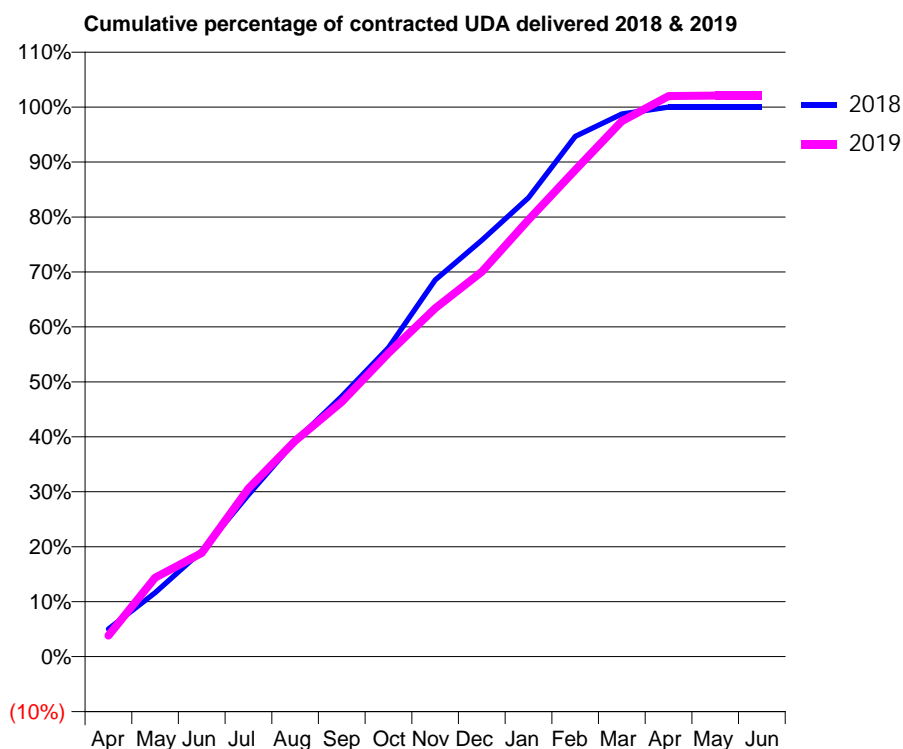
18/19 Contracted general activity (UDA)	12,870
Carry forward general activity (UDA)	0
18/19 Contracted orthodontic activity (UOA)	0
Carry forward orthodontic activity (UOA)	0
Baseline contract value	£396,550.09

### ACCESS\*

Patients seen in 24 months	Total	Change since previous quarter
Quarter ending March 2018	4,886	
Quarter ending June 2018	4,858	→
Quarter ending September 2018	4,838	→
Quarter ending December 2018	4,859	→
Quarter ending March 2019	4,932	→
<b>Variance since March 2018</b>	<b>0.9%</b>	<b>→</b>



### ACTIVITY



Adjusted Scheduled Activity (UDA)		
Month	2018	2019
April	661	496
May	1,527	1,849
June	2,519	2,428
July	3,864	3,936
August	5,146	5,056
September	6,213	5,965
October	7,376	7,109
November	8,995	8,156
December	9,942	9,012
January	10,960	10,229
February	12,421	11,394
March	12,956	12,537
April	13,122	13,128
May	13,122	13,138
June	13,122	13,138

### QUALITY

	Quantity	Base Number	Contract	AT	Region	England
% of FP17s for the same patient ID Re-attending within 3 months - Children	90	1,432	6.3%	11.7%	12.3%	11.8%
% of FP17s for the same patient ID Re-attending within 3 months - Adults	928	5,175	17.9%	16.6%	15.9%	15.7%
% of FP17s for the same patient ID Re-attending between 3 & 9 months - Children	740	1,432	51.7%	58.1%	60.2%	58.9%
% of FP17s for the same patient ID Re-attending between 3 & 9 months - Adults	2,091	5,175	40.4%	51.8%	53.0%	50.8%
% of FP17s for Band 1 Urgent Courses	605	6,795	8.9%	9.7%	9.1%	9.1%
% of FP17s Relating to Free Repair or Replacements	79	6,795	1.2%	1.0%	1.0%	0.8%
% of FP17s Relating to Continuations	146	6,795	2.1%	1.1%	1.0%	0.9%
% of Patients satisfied with the dentistry they have received	6	6	N/A	93.5%	93.2%	92.5%
% of Patients satisfied with the time they had to wait for an appointment	5	6	N/A	89.3%	88.1%	87.0%

\* This is based on patients treated on this contract for their most recent course of treatment.  
 Figures in *italics* indicate the base number of FP17s or Patient Questionnaire responses are less than 100. N/A is shown where the base number of responses is less than 10 during the period. % is calculated as Quantity/Base number\*100

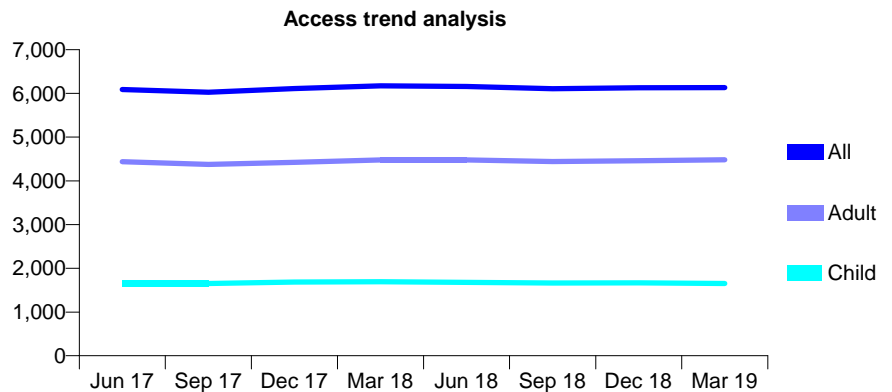
## Q44 - Vital Signs At a Glance Contract Report for 649899/0001 - Year end March 2019

Name or company name	MR SW HUGHES
Contract type name	GDS Contract
Purpose of contract	General
Contract start date	01/04/2006
Contract end date	

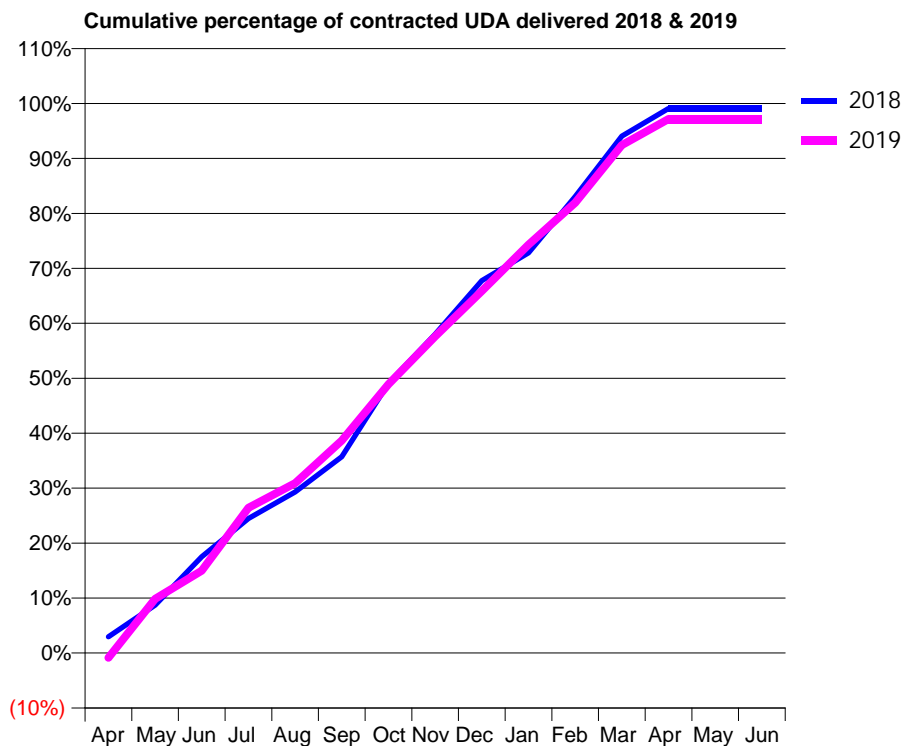
18/19 Contracted general activity (UDA)	18,100
Carry forward general activity (UDA)	162
18/19 Contracted orthodontic activity (UOA)	0
Carry forward orthodontic activity (UOA)	0
Baseline contract value	£536,652.68

### ACCESS\*

Patients seen in 24 months	Total	Change since previous quarter
Quarter ending March 2018	6,173	
Quarter ending June 2018	6,156	→
Quarter ending September 2018	6,108	→
Quarter ending December 2018	6,128	→
Quarter ending March 2019	6,132	→
<b>Variance since March 2018</b>	<b>(0.7%)</b>	<b>→</b>



### ACTIVITY



Adjusted Scheduled Activity (UDA)		
Month	2018	2019
April	535	-162
May	1,579	1,784
June	3,171	2,712
July	4,431	4,787
August	5,304	5,598
September	6,463	6,997
October	8,884	8,853
November	10,503	10,428
December	12,264	11,924
January	13,179	13,448
February	15,038	14,830
March	17,022	16,727
April	17,936	17,588
May	17,938	17,583
June	17,938	17,583

### QUALITY

	Quantity	Base Number	Contract	AT	Region	England
% of FP17s for the same patient ID Re-attending within 3 months - Children	174	2,402	7.2%	11.7%	12.3%	11.8%
% of FP17s for the same patient ID Re-attending within 3 months - Adults	521	5,594	9.3%	16.6%	15.9%	15.7%
% of FP17s for the same patient ID Re-attending between 3 & 9 months - Children	1,400	2,402	58.3%	58.1%	60.2%	58.9%
% of FP17s for the same patient ID Re-attending between 3 & 9 months - Adults	3,075	5,594	55.0%	51.8%	53.0%	50.8%
% of FP17s for Band 1 Urgent Courses	391	7,931	4.9%	9.7%	9.1%	9.1%
% of FP17s Relating to Free Repair or Replacements	77	7,931	1.0%	1.0%	1.0%	0.8%
% of FP17s Relating to Continuations	57	7,931	0.7%	1.1%	1.0%	0.9%
% of Patients satisfied with the dentistry they have received	5	6	N/A	93.5%	93.2%	92.5%
% of Patients satisfied with the time they had to wait for an appointment	5	6	N/A	89.3%	88.1%	87.0%

\* This is based on patients treated on this contract for their most recent course of treatment.

Figures in italics indicate the base number of FP17s or Patient Questionnaire responses are less than 100. N/A is shown where the base number of responses is less than 10 during the period. % is calculated as Quantity/Base number\*100

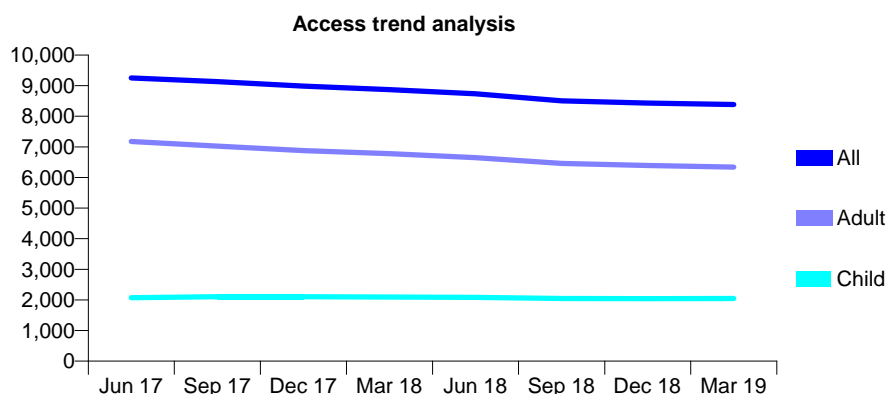
## Q44 - Vital Signs At a Glance Contract Report for 654248/0001 - Year end March 2019

Name or company name	MR S HUSSAIN
Contract type name	GDS Contract
Purpose of contract	General
Contract start date	01/04/2006
Contract end date	

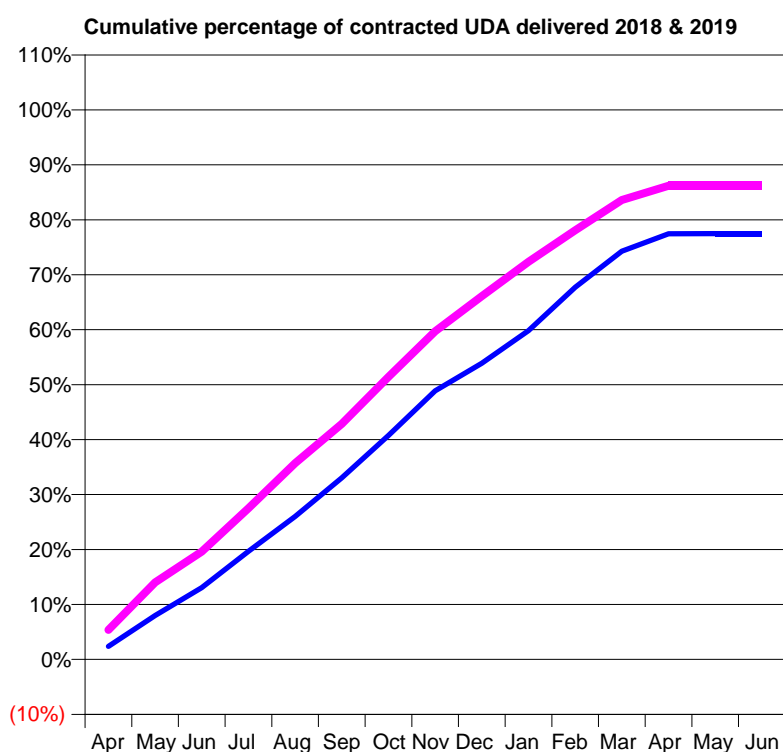
18/19 Contracted general activity (UDA)	28,750
Carry forward general activity (UDA)	0
18/19 Contracted orthodontic activity (UOA)	0
Carry forward orthodontic activity (UOA)	0
Baseline contract value	£847,960.95

### ACCESS\*

Patients seen in 24 months	Total	Change since previous quarter
Quarter ending March 2018	8,868	
Quarter ending June 2018	8,733	↓
Quarter ending September 2018	8,505	↓
Quarter ending December 2018	8,435	→
Quarter ending March 2019	8,387	→
<b>Variance since March 2018</b>	<b>(5.4%)</b>	<b>↓</b>



### ACTIVITY



Adjusted Scheduled Activity (UDA)		
Month	2018	2019
April	846	1,544
May	2,871	4,033
June	4,688	5,638
July	7,063	7,911
August	9,340	10,274
September	11,858	12,327
October	14,628	14,781
November	17,551	17,165
December	19,345	19,001
January	21,480	20,800
February	24,305	22,454
March	26,656	24,035
April	27,796	24,777
May	27,811	24,777
June	27,811	24,777

### QUALITY

	Quantity	Base Number	Contract	AT	Region	England
% of FP17s for the same patient ID Re-attending within 3 months - Children	238	2,533	9.4%	11.7%	12.3%	11.8%
% of FP17s for the same patient ID Re-attending within 3 months - Adults	1,098	7,187	15.3%	16.6%	15.9%	15.7%
% of FP17s for the same patient ID Re-attending between 3 & 9 months - Children	1,193	2,533	47.1%	58.1%	60.2%	58.9%
% of FP17s for the same patient ID Re-attending between 3 & 9 months - Adults	2,995	7,187	41.7%	51.8%	53.0%	50.8%
% of FP17s for Band 1 Urgent Courses	1,163	9,646	12.1%	9.7%	9.1%	9.1%
% of FP17s Relating to Free Repair or Replacements	67	9,646	0.7%	1.0%	1.0%	0.8%
% of FP17s Relating to Continuations	131	9,646	1.4%	1.1%	1.0%	0.9%
% of Patients satisfied with the dentistry they have received	4	4	N/A	93.5%	93.2%	92.5%
% of Patients satisfied with the time they had to wait for an appointment	3	4	N/A	89.3%	88.1%	87.0%

\* This is based on patients treated on this contract for their most recent course of treatment.

Figures in italics indicate the base number of FP17s or Patient Questionnaire responses are less than 100. N/A is shown where the base number of responses is less than 10 during the period. % is calculated as Quantity/Base number\*100

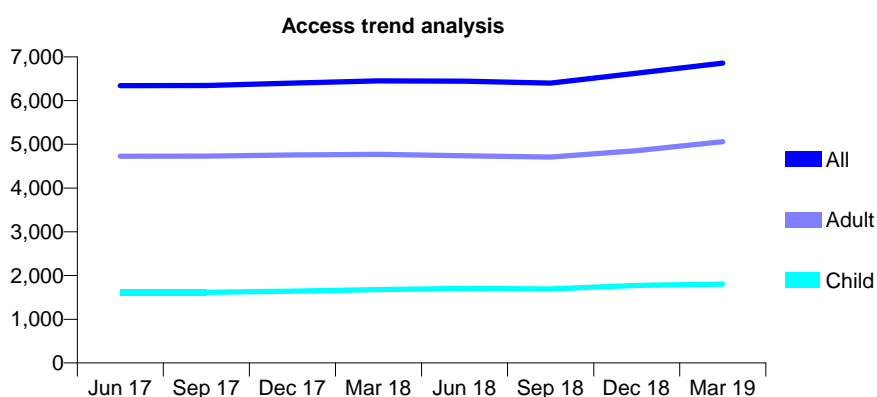
## Q44 - Vital Signs At a Glance Contract Report for 661899/0001 - Year end March 2019

Name or company name	MRS A SIMPKINS
Contract type name	GDS Contract
Purpose of contract	General
Contract start date	01/04/2006
Contract end date	

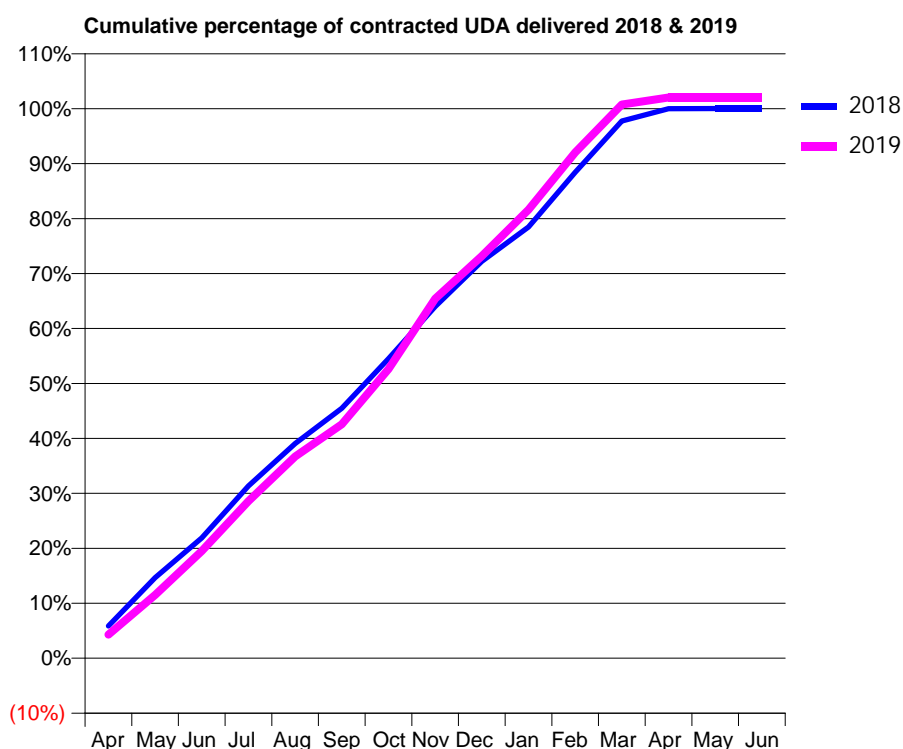
18/19 Contracted general activity (UDA)	15,000
Carry forward general activity (UDA)	0
18/19 Contracted orthodontic activity (UOA)	0
Carry forward orthodontic activity (UOA)	0
Baseline contract value	£387,863.63

### ACCESS\*

Patients seen in 24 months	Total	Change since previous quarter
Quarter ending March 2018	6,451	
Quarter ending June 2018	6,443	→
Quarter ending September 2018	6,401	→
Quarter ending December 2018	6,626	↑
Quarter ending March 2019	6,859	↑
<b>Variance since March 2018</b>	<b>6.3%</b>	<b>↑</b>



### ACTIVITY



Adjusted Scheduled Activity (UDA)		
Month	2018	2019
April	896	646
May	2,245	1,728
June	3,352	2,926
July	4,799	4,289
August	5,977	5,504
September	6,957	6,381
October	8,340	7,894
November	9,793	9,814
December	11,049	10,977
January	12,006	12,244
February	13,526	13,806
March	14,953	15,112
April	15,300	15,304
May	15,303	15,304
June	15,303	15,304

### QUALITY

	Quantity	Base Number	Contract	AT	Region	England
% of FP17s for the same patient ID Re-attending within 3 months - Children	83	2,083	4.0%	11.7%	12.3%	11.8%
% of FP17s for the same patient ID Re-attending within 3 months - Adults	621	6,057	10.3%	16.6%	15.9%	15.7%
% of FP17s for the same patient ID Re-attending between 3 & 9 months - Children	798	2,083	38.3%	58.1%	60.2%	58.9%
% of FP17s for the same patient ID Re-attending between 3 & 9 months - Adults	2,750	6,057	45.4%	51.8%	53.0%	50.8%
% of FP17s for Band 1 Urgent Courses	293	8,031	3.6%	9.7%	9.1%	9.1%
% of FP17s Relating to Free Repair or Replacements	66	8,031	0.8%	1.0%	1.0%	0.8%
% of FP17s Relating to Continuations	163	8,031	2.0%	1.1%	1.0%	0.9%
% of Patients satisfied with the dentistry they have received	8	8	N/A	93.5%	93.2%	92.5%
% of Patients satisfied with the time they had to wait for an appointment	8	8	N/A	89.3%	88.1%	87.0%

\* This is based on patients treated on this contract for their most recent course of treatment.

Figures in italics indicate the base number of FP17s or Patient Questionnaire responses are less than 100. N/A is shown where the base number of responses is less than 10 during the period. % is calculated as Quantity/Base number\*100

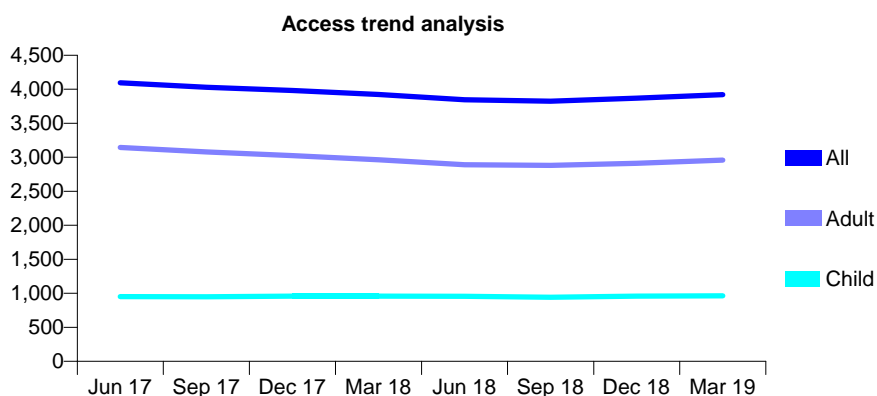
## Q44 - Vital Signs At a Glance Contract Report for 674281/0001 - Year end March 2019

Name or company name	MR P MOTTRAM
Contract type name	GDS Contract
Purpose of contract	General
Contract start date	22/05/2006
Contract end date	

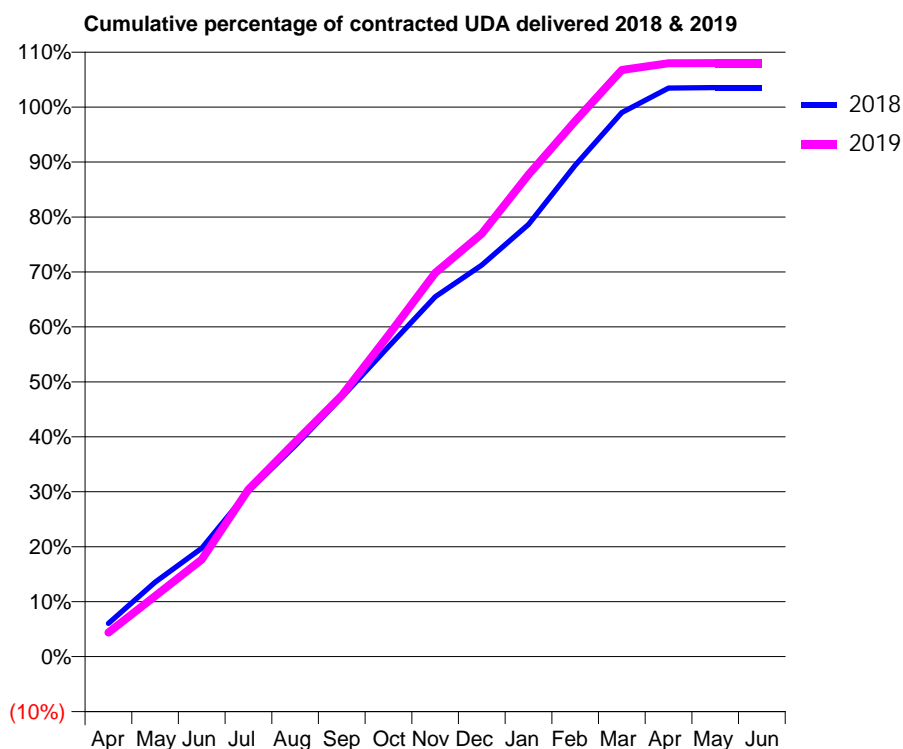
18/19 Contracted general activity (UDA)	7,500
Carry forward general activity (UDA)	124
18/19 Contracted orthodontic activity (UOA)	0
Carry forward orthodontic activity (UOA)	0
Baseline contract value	£198,665.96

### ACCESS\*

Patients seen in 24 months	Total	Change since previous quarter
Quarter ending March 2018	3,922	
Quarter ending June 2018	3,846	↓
Quarter ending September 2018	3,824	→
Quarter ending December 2018	3,870	→
Quarter ending March 2019	3,920	→
<b>Variance since March 2018</b>	<b>(0.1%)</b>	<b>→</b>



### ACTIVITY



Adjusted Scheduled Activity (UDA)		
Month	2018	2019
April	454	329
May	1,017	828
June	1,480	1,325
July	2,257	2,281
August	2,881	2,927
September	3,538	3,565
October	4,231	4,387
November	4,911	5,236
December	5,344	5,771
January	5,898	6,577
February	6,706	7,308
March	7,425	8,006
April	7,760	8,099
May	7,765	8,100
June	7,765	8,101

### QUALITY

	Quantity	Base Number	Contract	AT	Region	England
% of FP17s for the same patient ID Re-attending within 3 months - Children	86	1,593	5.4%	11.7%	12.3%	11.8%
% of FP17s for the same patient ID Re-attending within 3 months - Adults	614	4,534	13.5%	16.6%	15.9%	15.7%
% of FP17s for the same patient ID Re-attending between 3 & 9 months - Children	1,067	1,593	67.0%	58.1%	60.2%	58.9%
% of FP17s for the same patient ID Re-attending between 3 & 9 months - Adults	2,399	4,534	52.9%	51.8%	53.0%	50.8%
% of FP17s for Band 1 Urgent Courses	449	5,126	8.8%	9.7%	9.1%	9.1%
% of FP17s Relating to Free Repair or Replacements	24	5,126	0.5%	1.0%	1.0%	0.8%
% of FP17s Relating to Continuations	39	5,126	0.8%	1.1%	1.0%	0.9%
% of Patients satisfied with the dentistry they have received	4	4	N/A	93.5%	93.2%	92.5%
% of Patients satisfied with the time they had to wait for an appointment	4	4	N/A	89.3%	88.1%	87.0%

\* This is based on patients treated on this contract for their most recent course of treatment.  
 Figures in *italics* indicate the base number of FP17s or Patient Questionnaire responses are less than 100. N/A is shown where the base number of responses is less than 10 during the period. % is calculated as Quantity/Base number\*100

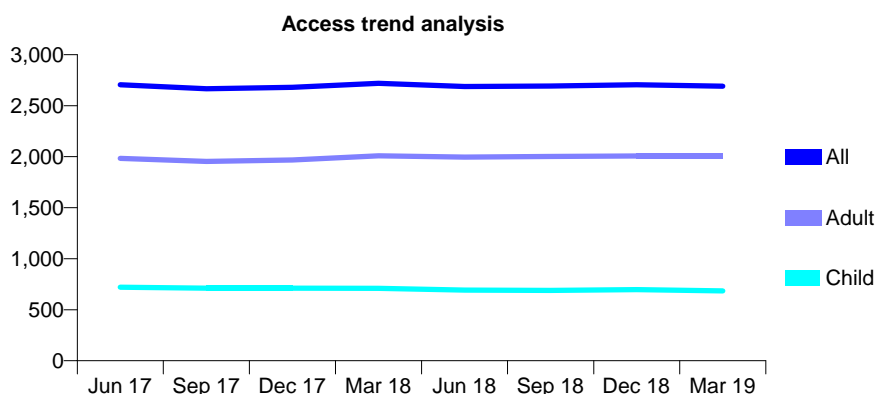
## Q44 - Vital Signs At a Glance Contract Report for 674346/0001 - Year end March 2019

Name or company name	MISS SE HAWORTH
Contract type name	PDS Contract
Purpose of contract	General
Contract start date	01/04/2006
Contract end date	31/03/2021

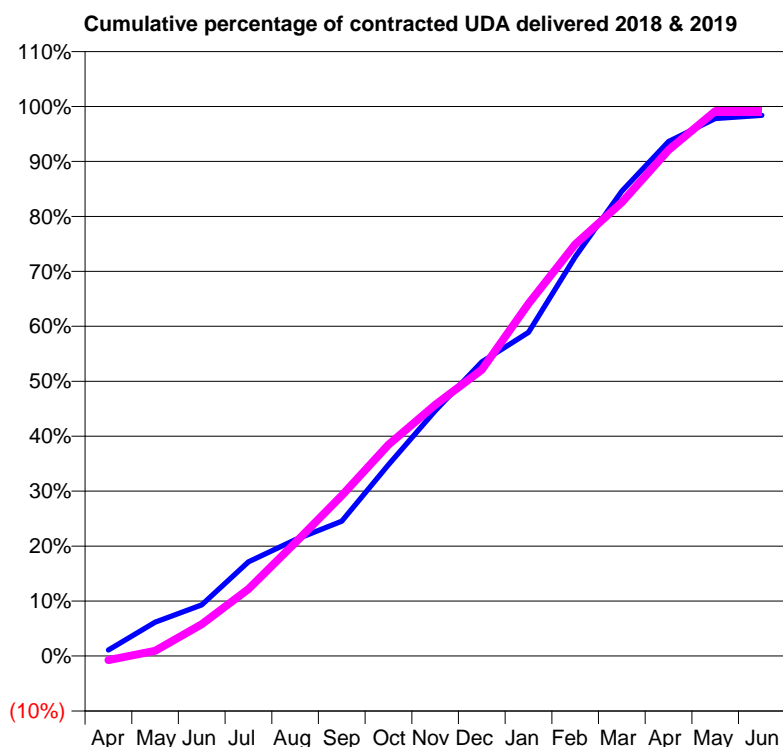
18/19 Contracted general activity (UDA)	8,909
Carry forward general activity (UDA)	143
18/19 Contracted orthodontic activity (UOA)	0
Carry forward orthodontic activity (UOA)	0
Baseline contract value	£259,250.67

### ACCESS\*

Patients seen in 24 months	Total	Change since previous quarter
Quarter ending March 2018	2,720	
Quarter ending June 2018	2,688	↓
Quarter ending September 2018	2,692	→
Quarter ending December 2018	2,705	→
Quarter ending March 2019	2,691	→
<b>Variance since March 2018</b>	<b>(1.1%)</b>	<b>↓</b>



### ACTIVITY



Adjusted Scheduled Activity (UDA)		
Month	2018	2019
April	98	-69
May	548	86
June	829	515
July	1,528	1,086
August	1,883	1,836
September	2,187	2,601
October	3,101	3,425
November	3,976	4,072
December	4,768	4,641
January	5,248	5,710
February	6,473	6,675
March	7,536	7,353
April	8,340	8,204
May	8,713	8,834
June	8,765	8,834

### QUALITY

	Quantity	Base Number	Contract	AT	Region	England
% of FP17s for the same patient ID Re-attending within 3 months - Children	139	1,131	12.3%	11.7%	12.3%	11.8%
% of FP17s for the same patient ID Re-attending within 3 months - Adults	303	2,172	14.0%	16.6%	15.9%	15.7%
% of FP17s for the same patient ID Re-attending between 3 & 9 months - Children	680	1,131	60.1%	58.1%	60.2%	58.9%
% of FP17s for the same patient ID Re-attending between 3 & 9 months - Adults	672	2,172	30.9%	51.8%	53.0%	50.8%
% of FP17s for Band 1 Urgent Courses	233	3,414	6.8%	9.7%	9.1%	9.1%
% of FP17s Relating to Free Repair or Replacements	18	3,414	0.5%	1.0%	1.0%	0.8%
% of FP17s Relating to Continuations	23	3,414	0.7%	1.1%	1.0%	0.9%
% of Patients satisfied with the dentistry they have received	3	3	N/A	93.5%	93.2%	92.5%
% of Patients satisfied with the time they had to wait for an appointment	3	3	N/A	89.3%	88.1%	87.0%

\* This is based on patients treated on this contract for their most recent course of treatment.

Figures in italics indicate the base number of FP17s or Patient Questionnaire responses are less than 100. N/A is shown where the base number of responses is less than 10 during the period. % is calculated as Quantity/Base number\*100

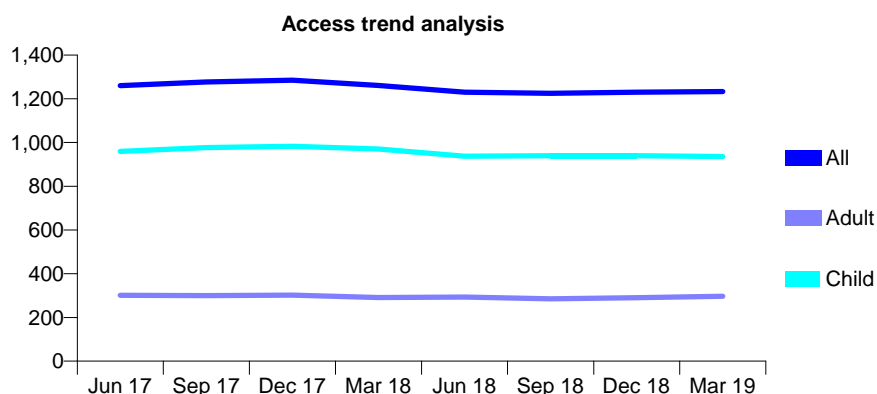
## Q44 - Vital Signs At a Glance Contract Report for 676357/0001 - Year end March 2019

Name or company name	MR JD FLEMING
Contract type name	GDS Contract
Purpose of contract	General
Contract start date	01/07/2013
Contract end date	

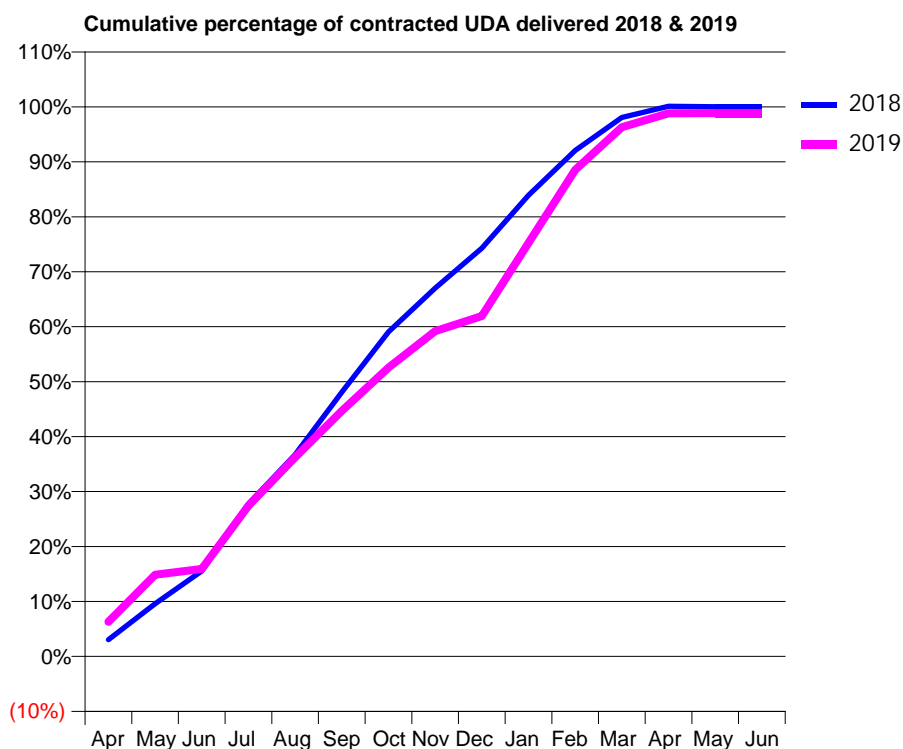
18/19 Contracted general activity (UDA)	3,077
Carry forward general activity (UDA)	0
18/19 Contracted orthodontic activity (UOA)	0
Carry forward orthodontic activity (UOA)	0
Baseline contract value	£114,222.52

### ACCESS\*

Patients seen in 24 months	Total	Change since previous quarter
Quarter ending March 2018	1,261	
Quarter ending June 2018	1,230	↓
Quarter ending September 2018	1,225	→
Quarter ending December 2018	1,230	→
Quarter ending March 2019	1,233	→
<b>Variance since March 2018</b>	<b>(2.2%)</b>	<b>↓</b>



### ACTIVITY



Adjusted Scheduled Activity (UDA)		
Month	2018	2019
April	94	193
May	296	458
June	480	490
July	858	844
August	1,135	1,115
September	1,485	1,374
October	1,824	1,617
November	2,071	1,821
December	2,294	1,905
January	2,593	2,315
February	2,844	2,724
March	3,029	2,962
April	3,093	3,041
May	3,090	3,042
June	3,090	3,042

### QUALITY

	Quantity	Base Number	Contract	AT	Region	England
% of FP17s for the same patient ID Re-attending within 3 months - Children	213	1,813	11.7%	11.7%	12.3%	11.8%
% of FP17s for the same patient ID Re-attending within 3 months - Adults	25	288	8.7%	16.6%	15.9%	15.7%
% of FP17s for the same patient ID Re-attending between 3 & 9 months - Children	1,258	1,813	69.4%	58.1%	60.2%	58.9%
% of FP17s for the same patient ID Re-attending between 3 & 9 months - Adults	173	288	60.1%	51.8%	53.0%	50.8%
% of FP17s for Band 1 Urgent Courses	60	2,100	2.9%	9.7%	9.1%	9.1%
% of FP17s Relating to Free Repair or Replacements	1	2,100	0.0%	1.0%	1.0%	0.8%
% of FP17s Relating to Continuations	1	2,100	0.0%	1.1%	1.0%	0.9%
% of Patients satisfied with the dentistry they have received	0	0	N/A	93.5%	93.2%	92.5%
% of Patients satisfied with the time they had to wait for an appointment	0	0	N/A	89.3%	88.1%	87.0%

\* This is based on patients treated on this contract for their most recent course of treatment.

Figures in italics indicate the base number of FP17s or Patient Questionnaire responses are less than 100. N/A is shown where the base number of responses is less than 10 during the period. % is calculated as Quantity/Base number\*100



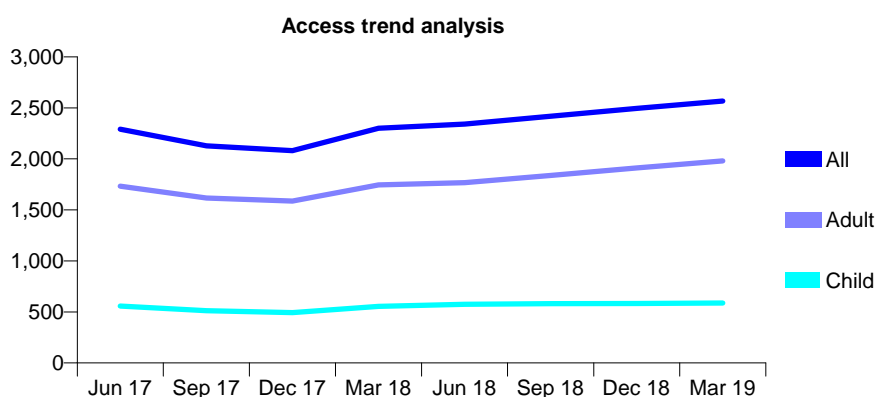
## Q44 - Vital Signs At a Glance Contract Report for 682365/0009 - Year end March 2019

Name or company name	MR QM JAFFRI
Contract type name	PDS Plus Contract
Purpose of contract	General
Contract start date	29/11/2010
Contract end date	31/03/2019

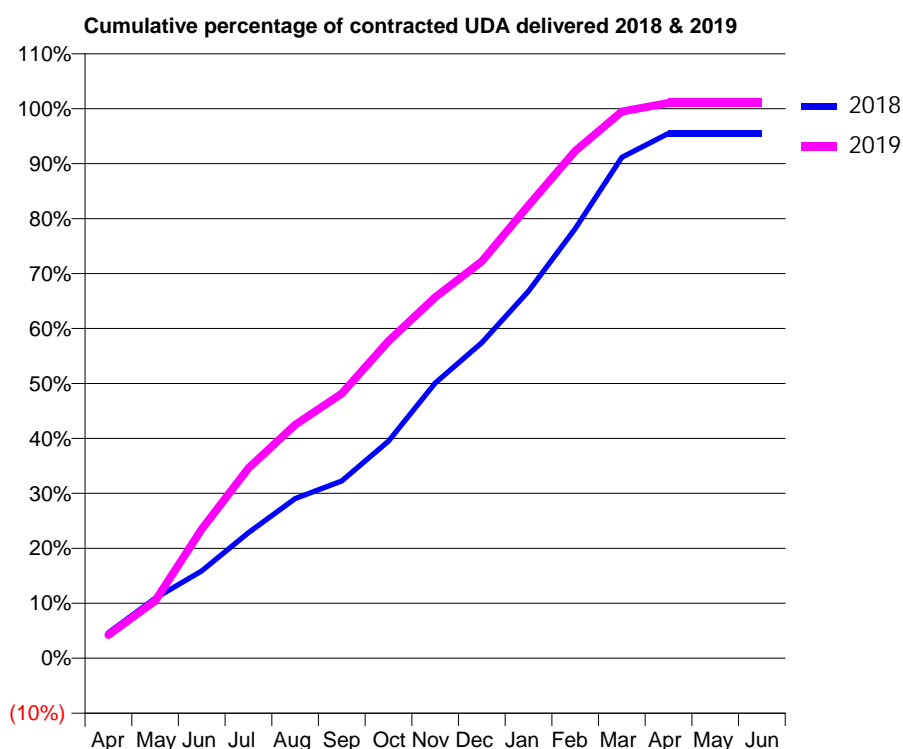
18/19 Contracted general activity (UDA)	8,000
Carry forward general activity (UDA)	0
18/19 Contracted orthodontic activity (UOA)	0
Carry forward orthodontic activity (UOA)	0
Baseline contract value	£235,217.94

### ACCESS\*

Patients seen in 24 months	Total	Change since previous quarter
Quarter ending March 2018	2,300	
Quarter ending June 2018	2,341	→
Quarter ending September 2018	2,418	↑
Quarter ending December 2018	2,495	↑
Quarter ending March 2019	2,567	↑
<b>Variance since March 2018</b>	<b>11.6%</b>	<b>↑</b>



### ACTIVITY



Adjusted Scheduled Activity (UDA)		
Month	2018	2019
April	371	338
May	872	835
June	1,271	1,881
July	1,828	2,767
August	2,325	3,399
September	2,580	3,852
October	3,161	4,618
November	4,005	5,254
December	4,593	5,776
January	5,344	6,592
February	6,254	7,384
March	7,291	7,956
April	7,640	8,084
May	7,640	8,084
June	7,640	8,084

### QUALITY

	Quantity	Base Number	Contract	AT	Region	England
% of FP17s for the same patient ID Re-attending within 3 months - Children	90	862	10.4%	11.7%	12.3%	11.8%
% of FP17s for the same patient ID Re-attending within 3 months - Adults	471	2,548	18.5%	16.6%	15.9%	15.7%
% of FP17s for the same patient ID Re-attending between 3 & 9 months - Children	475	862	55.1%	58.1%	60.2%	58.9%
% of FP17s for the same patient ID Re-attending between 3 & 9 months - Adults	1,029	2,548	40.4%	51.8%	53.0%	50.8%
% of FP17s for Band 1 Urgent Courses	624	3,308	18.9%	9.7%	9.1%	9.1%
% of FP17s Relating to Free Repair or Replacements	28	3,308	0.8%	1.0%	1.0%	0.8%
% of FP17s Relating to Continuations	20	3,308	0.6%	1.1%	1.0%	0.9%
% of Patients satisfied with the dentistry they have received	0	0	N/A	93.5%	93.2%	92.5%
% of Patients satisfied with the time they had to wait for an appointment	0	0	N/A	89.3%	88.1%	87.0%

\* This is based on patients treated on this contract for their most recent course of treatment.

Figures in italics indicate the base number of FP17s or Patient Questionnaire responses are less than 100. N/A is shown where the base number of responses is less than 10 during the period. % is calculated as Quantity/Base number\*100

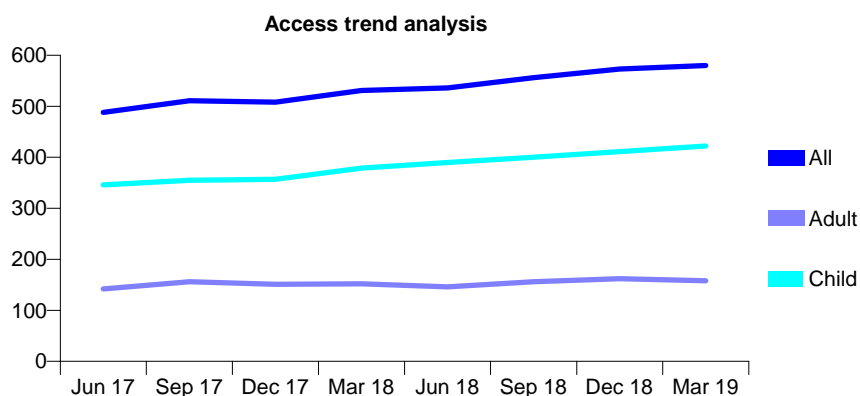
## Q44 - Vital Signs At a Glance Contract Report for 723525/0001 - Year end March 2019

Name or company name	Wish Dental Practice
Contract type name	GDS Contract
Purpose of contract	General
Contract start date	01/04/2006
Contract end date	

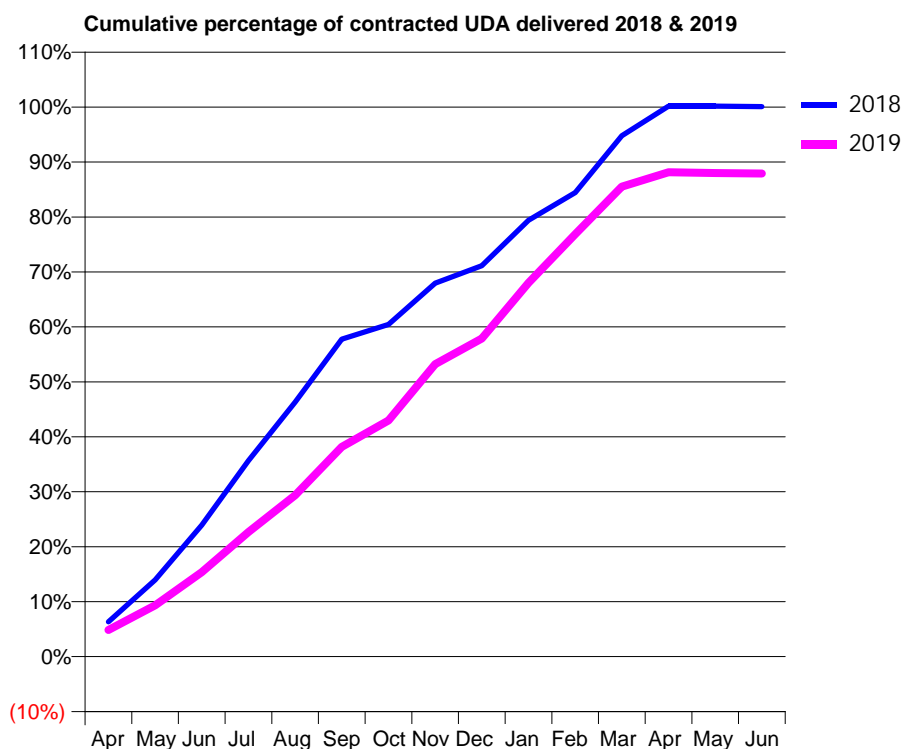
18/19 Contracted general activity (UDA)	1,183
Carry forward general activity (UDA)	0
18/19 Contracted orthodontic activity (UOA)	0
Carry forward orthodontic activity (UOA)	0
Baseline contract value	£26,731.66

### ACCESS\*

Patients seen in 24 months	Total	Change since previous quarter
Quarter ending March 2018	531	
Quarter ending June 2018	536	→
Quarter ending September 2018	556	↑
Quarter ending December 2018	573	↑
Quarter ending March 2019	580	→
<b>Variance since March 2018</b>	<b>9.2%</b>	<b>↑</b>



### ACTIVITY



Adjusted Scheduled Activity (UDA)		
Month	2018	2019
April	75	57
May	165	110
June	283	182
July	422	268
August	548	348
September	683	451
October	715	508
November	804	630
December	842	685
January	939	804
February	999	909
March	1,121	1,011
April	1,185	1,043
May	1,185	1,041
June	1,184	1,040

### QUALITY

	Quantity	Base Number	Contract	AT	Region	England
% of FP17s for the same patient ID Re-attending within 3 months - Children	54	721	7.5%	11.7%	12.3%	11.8%
% of FP17s for the same patient ID Re-attending within 3 months - Adults	16	160	10.0%	16.6%	15.9%	15.7%
% of FP17s for the same patient ID Re-attending between 3 & 9 months - Children	476	721	66.0%	58.1%	60.2%	58.9%
% of FP17s for the same patient ID Re-attending between 3 & 9 months - Adults	113	160	70.6%	51.8%	53.0%	50.8%
% of FP17s for Band 1 Urgent Courses	36	848	4.2%	9.7%	9.1%	9.1%
% of FP17s Relating to Free Repair or Replacements	0	848	0.0%	1.0%	1.0%	0.8%
% of FP17s Relating to Continuations	0	848	0.0%	1.1%	1.0%	0.9%
% of Patients satisfied with the dentistry they have received	0	0	N/A	93.5%	93.2%	92.5%
% of Patients satisfied with the time they had to wait for an appointment	0	0	N/A	89.3%	88.1%	87.0%

\* This is based on patients treated on this contract for their most recent course of treatment.  
 Figures in *italics* indicate the base number of FP17s or Patient Questionnaire responses are less than 100. N/A is shown where the base number of responses is less than 10 during the period. % is calculated as Quantity/Base number\*100

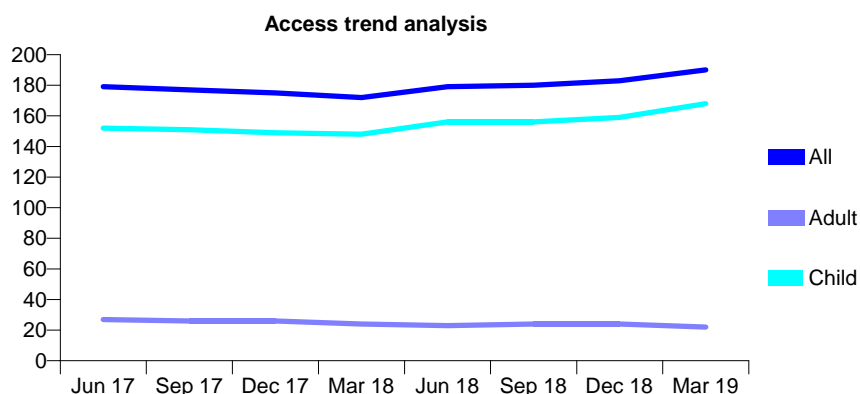
## Q44 - Vital Signs At a Glance Contract Report for 723843/0002 - Year end March 2019

Name or company name	MR JR BURGESS
Contract type name	GDS Contract
Purpose of contract	General
Contract start date	01/04/2006
Contract end date	

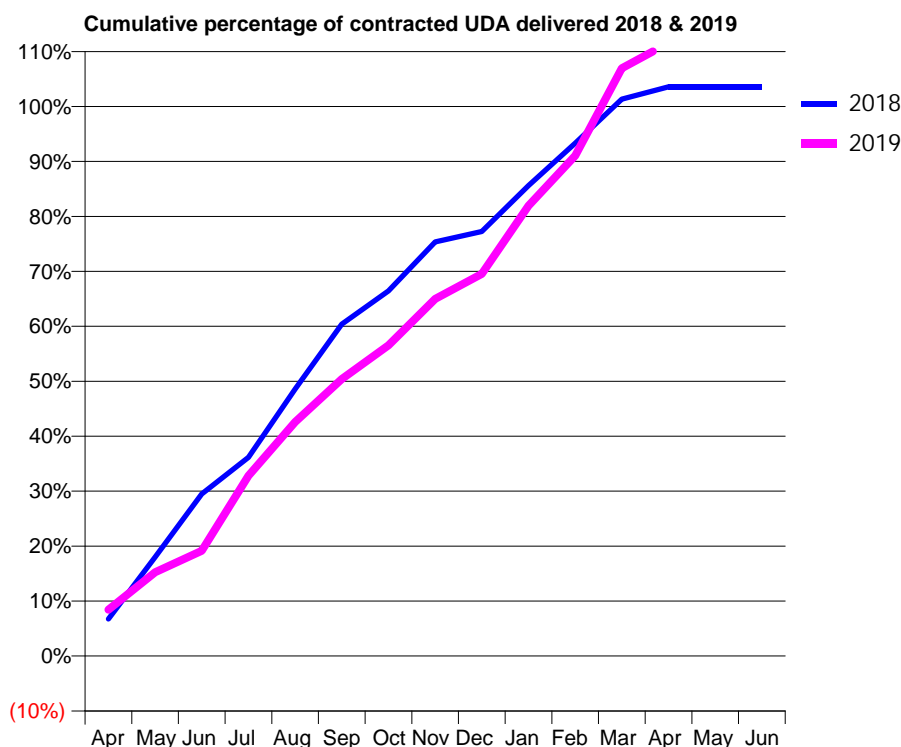
18/19 Contracted general activity (UDA)	308
Carry forward general activity (UDA)	0
18/19 Contracted orthodontic activity (UOA)	0
Carry forward orthodontic activity (UOA)	0
Baseline contract value	£8,889.59

### ACCESS\*

Patients seen in 24 months	Total	Change since previous quarter
Quarter ending March 2018	172	
Quarter ending June 2018	179	↑
Quarter ending September 2018	180	→
Quarter ending December 2018	183	→
Quarter ending March 2019	190	↑
<b>Variance since March 2018</b>	<b>10.5%</b>	<b>↑</b>



### ACTIVITY



Adjusted Scheduled Activity (UDA)		
Month	2018	2019
April	21	26
May	57	47
June	93	59
July	114	101
August	153	131
September	190	155
October	209	174
November	237	200
December	243	214
January	269	252
February	293	280
March	318	329
April	325	344
May	325	344
June	325	344

### QUALITY

	Quantity	Base Number	Contract	AT	Region	England
% of FP17s for the same patient ID Re-attending within 3 months - Children	12	259	4.6%	11.7%	12.3%	11.8%
% of FP17s for the same patient ID Re-attending within 3 months - Adults	0	10	0.0%	16.6%	15.9%	15.7%
% of FP17s for the same patient ID Re-attending between 3 & 9 months - Children	150	259	57.9%	58.1%	60.2%	58.9%
% of FP17s for the same patient ID Re-attending between 3 & 9 months - Adults	6	10	60.0%	51.8%	53.0%	50.8%
% of FP17s for Band 1 Urgent Courses	3	273	1.1%	9.7%	9.1%	9.1%
% of FP17s Relating to Free Repair or Replacements	0	273	0.0%	1.0%	1.0%	0.8%
% of FP17s Relating to Continuations	0	273	0.0%	1.1%	1.0%	0.9%
% of Patients satisfied with the dentistry they have received	1	1	N/A	93.5%	93.2%	92.5%
% of Patients satisfied with the time they had to wait for an appointment	1	1	N/A	89.3%	88.1%	87.0%

\* This is based on patients treated on this contract for their most recent course of treatment.

Figures in italics indicate the base number of FP17s or Patient Questionnaire responses are less than 100. N/A is shown where the base number of responses is less than 10 during the period. % is calculated as Quantity/Base number\*100

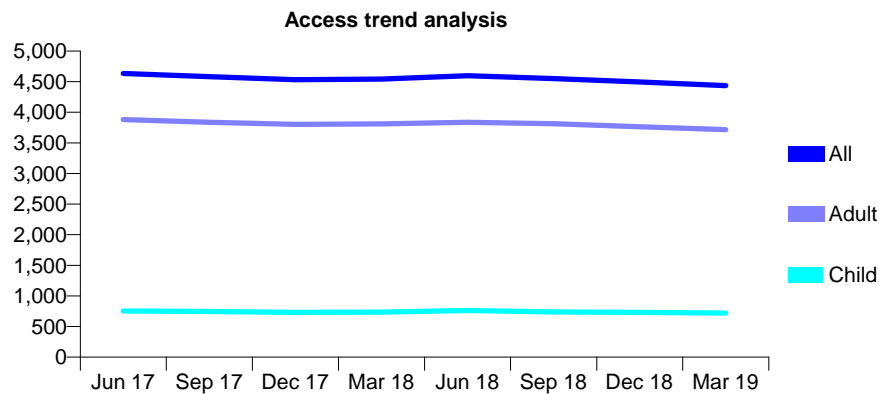
## Q44 - Vital Signs At a Glance Contract Report for 725382/0001 - Year end March 2019

Name or company name	Mr IC Sproat & Mr M Mirza
Contract type name	GDS Contract
Purpose of contract	General
Contract start date	01/04/2006
Contract end date	

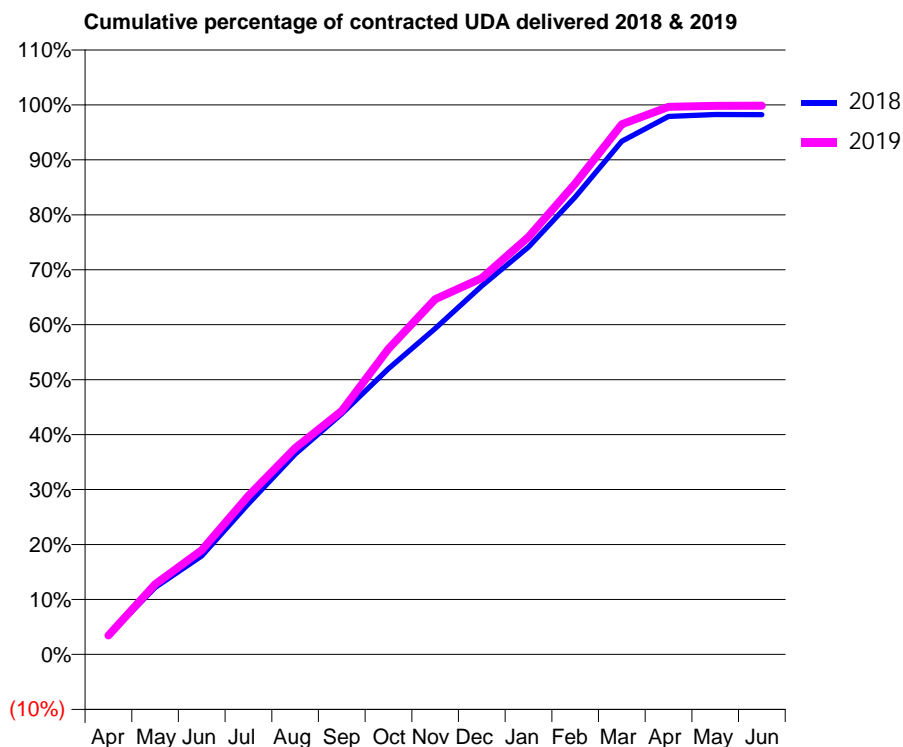
18/19 Contracted general activity (UDA)	12,165
Carry forward general activity (UDA)	216
18/19 Contracted orthodontic activity (UOA)	0
Carry forward orthodontic activity (UOA)	0
Baseline contract value	£374,326.75

### ACCESS\*

Patients seen in 24 months	Total	Change since previous quarter
Quarter ending March 2018	4,544	
Quarter ending June 2018	4,599	→
Quarter ending September 2018	4,550	↓
Quarter ending December 2018	4,495	↓
Quarter ending March 2019	4,435	↓
<b>Variance since March 2018</b>	<b>(2.4%)</b>	<b>↓</b>



### ACTIVITY



Adjusted Scheduled Activity (UDA)		
Month	2018	2019
April	420	421
May	1,483	1,553
June	2,181	2,310
July	3,334	3,511
August	4,432	4,568
September	5,328	5,392
October	6,326	6,763
November	7,215	7,864
December	8,159	8,330
January	9,017	9,242
February	10,126	10,426
March	11,359	11,735
April	11,907	12,121
May	11,950	12,143
June	11,948	12,146

### QUALITY

	Quantity	Base Number	Contract	AT	Region	England
% of FP17s for the same patient ID Re-attending within 3 months - Children	104	1,260	8.3%	11.7%	12.3%	11.8%
% of FP17s for the same patient ID Re-attending within 3 months - Adults	857	5,755	14.9%	16.6%	15.9%	15.7%
% of FP17s for the same patient ID Re-attending between 3 & 9 months - Children	899	1,260	71.3%	58.1%	60.2%	58.9%
% of FP17s for the same patient ID Re-attending between 3 & 9 months - Adults	3,334	5,755	57.9%	51.8%	53.0%	50.8%
% of FP17s for Band 1 Urgent Courses	547	6,927	7.9%	9.7%	9.1%	9.1%
% of FP17s Relating to Free Repair or Replacements	90	6,927	1.3%	1.0%	1.0%	0.8%
% of FP17s Relating to Continuations	73	6,927	1.1%	1.1%	1.0%	0.9%
% of Patients satisfied with the dentistry they have received	4	5	N/A	93.5%	93.2%	92.5%
% of Patients satisfied with the time they had to wait for an appointment	4	5	N/A	89.3%	88.1%	87.0%

\* This is based on patients treated on this contract for their most recent course of treatment.

Figures in italics indicate the base number of FP17s or Patient Questionnaire responses are less than 100. N/A is shown where the base number of responses is less than 10 during the period. % is calculated as Quantity/Base number\*100

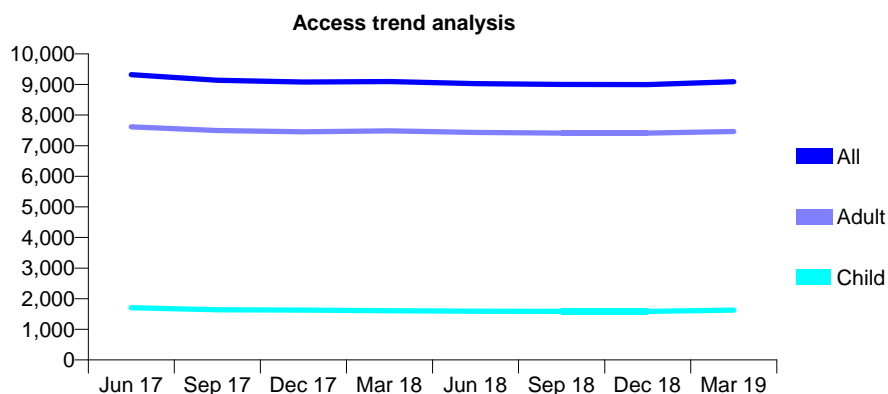
## Q44 - Vital Signs At a Glance Contract Report for 725382/0002 - Year end March 2019

Name or company name	MR IC SPROAT
Contract type name	GDS Contract
Purpose of contract	General
Contract start date	01/04/2006
Contract end date	

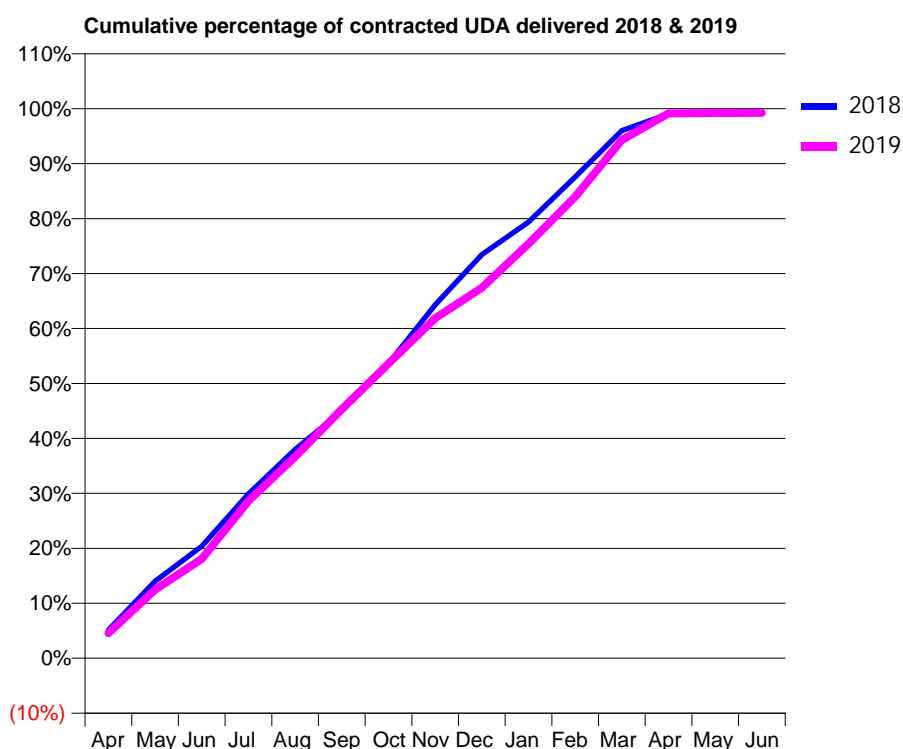
18/19 Contracted general activity (UDA)	26,156
Carry forward general activity (UDA)	181
18/19 Contracted orthodontic activity (UOA)	0
Carry forward orthodontic activity (UOA)	0
Baseline contract value	£790,479.75

### ACCESS\*

Patients seen in 24 months	Total	Change since previous quarter
Quarter ending March 2018	9,094	
Quarter ending June 2018	9,027	→
Quarter ending September 2018	8,998	→
Quarter ending December 2018	8,996	→
Quarter ending March 2019	9,093	→
<b>Variance since March 2018</b>	<b>(0.0%)</b>	→



### ACTIVITY



Adjusted Scheduled Activity (UDA)		
Month	2018	2019
April	1,343	1,195
May	3,675	3,266
June	5,326	4,725
July	7,821	7,486
August	9,934	9,597
September	11,767	11,845
October	14,032	14,016
November	16,821	16,183
December	19,206	17,627
January	20,756	19,727
February	22,912	21,962
March	25,105	24,664
April	25,909	25,933
May	25,974	25,950
June	25,974	25,960

### QUALITY

	Quantity	Base Number	Contract	AT	Region	England
% of FP17s for the same patient ID Re-attending within 3 months - Children	164	2,409	6.8%	11.7%	12.3%	11.8%
% of FP17s for the same patient ID Re-attending within 3 months - Adults	1,547	11,497	13.5%	16.6%	15.9%	15.7%
% of FP17s for the same patient ID Re-attending between 3 & 9 months - Children	1,468	2,409	60.9%	58.1%	60.2%	58.9%
% of FP17s for the same patient ID Re-attending between 3 & 9 months - Adults	6,842	11,497	59.5%	51.8%	53.0%	50.8%
% of FP17s for Band 1 Urgent Courses	1,060	14,022	7.6%	9.7%	9.1%	9.1%
% of FP17s Relating to Free Repair or Replacements	260	14,022	1.9%	1.0%	1.0%	0.8%
% of FP17s Relating to Continuations	202	14,022	1.4%	1.1%	1.0%	0.9%
% of Patients satisfied with the dentistry they have received	10	10	100.0%	93.5%	93.2%	92.5%
% of Patients satisfied with the time they had to wait for an appointment	10	10	100.0%	89.3%	88.1%	87.0%

\* This is based on patients treated on this contract for their most recent course of treatment.

Figures in italics indicate the base number of FP17s or Patient Questionnaire responses are less than 100. N/A is shown where the base number of responses is less than 10 during the period. % is calculated as Quantity/Base number\*100

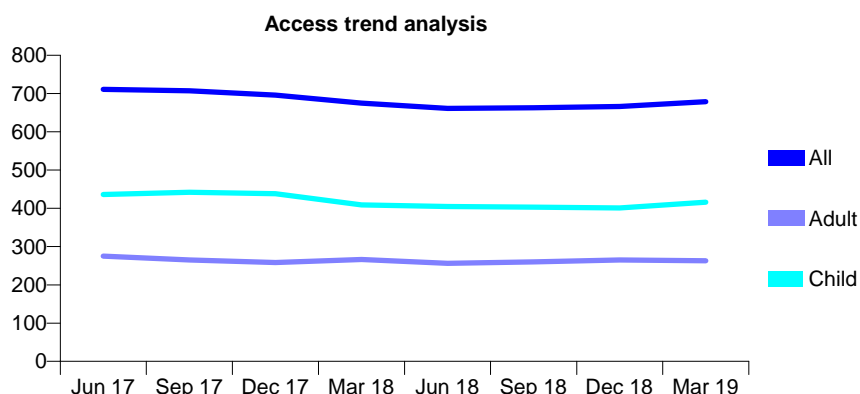
## Q44 - Vital Signs At a Glance Contract Report for 725889/0001 - Year end March 2019

Name or company name	MR GD ROWE
Contract type name	PDS Contract
Purpose of contract	General
Contract start date	01/04/2006
Contract end date	31/03/2025

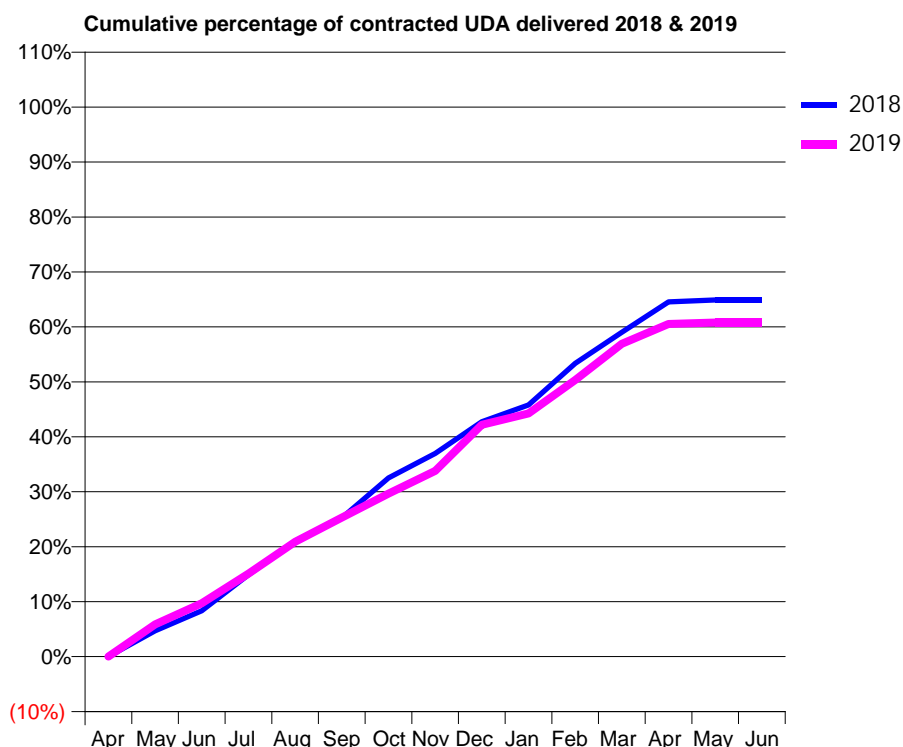
18/19 Contracted general activity (UDA)	2,220
Carry forward general activity (UDA)	0
18/19 Contracted orthodontic activity (UOA)	0
Carry forward orthodontic activity (UOA)	0
Baseline contract value	£48,435.66

### ACCESS\*

Patients seen in 24 months	Total	Change since previous quarter
Quarter ending March 2018	675	
Quarter ending June 2018	661	↓
Quarter ending September 2018	663	→
Quarter ending December 2018	666	→
Quarter ending March 2019	679	→
<b>Variance since March 2018</b>	<b>0.6%</b>	<b>→</b>



### ACTIVITY



Adjusted Scheduled Activity (UDA)		
Month	2018	2019
April	0	0
May	104	130
June	185	216
July	330	336
August	466	464
September	561	562
October	721	658
November	821	750
December	949	937
January	1,017	982
February	1,185	1,117
March	1,310	1,263
April	1,433	1,344
May	1,441	1,350
June	1,441	1,350

### QUALITY

	Quantity	Base Number	Contract	AT	Region	England
% of FP17s for the same patient ID Re-attending within 3 months - Children	52	622	8.4%	11.7%	12.3%	11.8%
% of FP17s for the same patient ID Re-attending within 3 months - Adults	30	281	10.7%	16.6%	15.9%	15.7%
% of FP17s for the same patient ID Re-attending between 3 & 9 months - Children	334	622	53.7%	58.1%	60.2%	58.9%
% of FP17s for the same patient ID Re-attending between 3 & 9 months - Adults	153	281	54.4%	51.8%	53.0%	50.8%
% of FP17s for Band 1 Urgent Courses	39	862	4.5%	9.7%	9.1%	9.1%
% of FP17s Relating to Free Repair or Replacements	0	862	0.0%	1.0%	1.0%	0.8%
% of FP17s Relating to Continuations	0	862	0.0%	1.1%	1.0%	0.9%
% of Patients satisfied with the dentistry they have received	0	0	N/A	93.5%	93.2%	92.5%
% of Patients satisfied with the time they had to wait for an appointment	0	0	N/A	89.3%	88.1%	87.0%

\* This is based on patients treated on this contract for their most recent course of treatment.  
 Figures in *italics* indicate the base number of FP17s or Patient Questionnaire responses are less than 100. N/A is shown where the base number of responses is less than 10 during the period. % is calculated as Quantity/Base number\*100

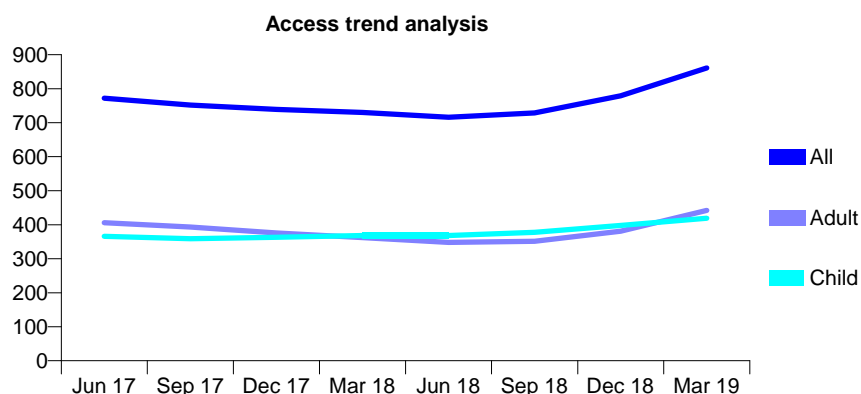
## Q44 - Vital Signs At a Glance Contract Report for 732486/0001 - Year end March 2019

Name or company name	MR D BARCLAY
Contract type name	GDS Contract
Purpose of contract	General
Contract start date	01/04/2006
Contract end date	

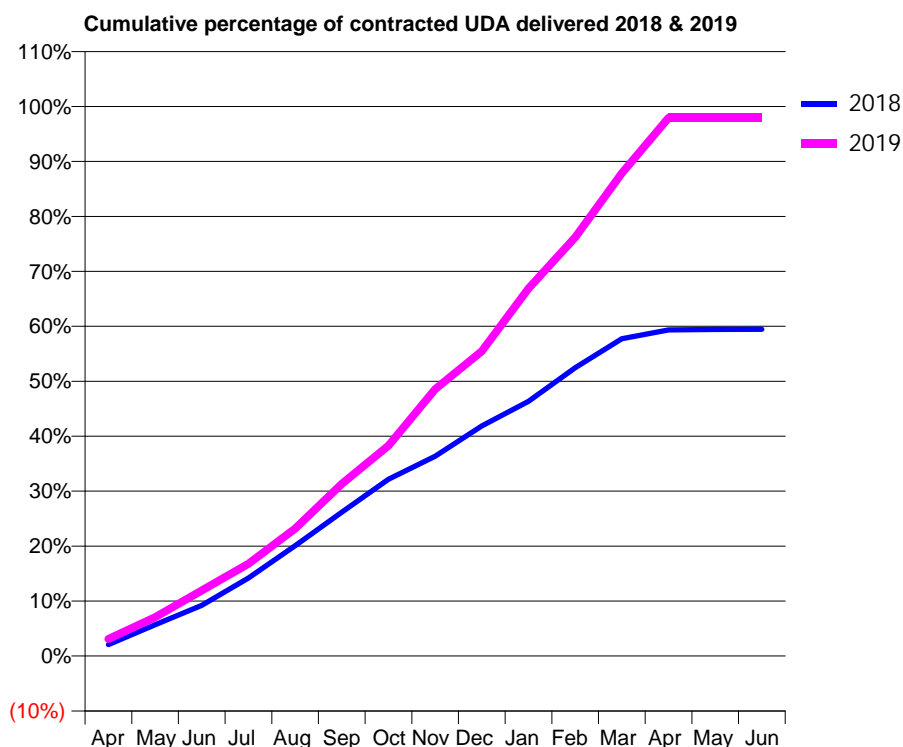
18/19 Contracted general activity (UDA)	2,188
Carry forward general activity (UDA)	0
18/19 Contracted orthodontic activity (UOA)	0
Carry forward orthodontic activity (UOA)	0
Baseline contract value	£55,113.06

### ACCESS\*

Patients seen in 24 months	Total	Change since previous quarter
Quarter ending March 2018	730	
Quarter ending June 2018	716	↓
Quarter ending September 2018	729	→
Quarter ending December 2018	779	↑
Quarter ending March 2019	861	↑
<b>Variance since March 2018</b>	<b>17.9%</b>	<b>↑</b>



### ACTIVITY



Adjusted Scheduled Activity (UDA)		
Month	2018	2019
April	45	68
May	124	155
June	202	261
July	311	368
August	439	508
September	573	685
October	704	838
November	796	1,063
December	916	1,213
January	1,014	1,463
February	1,148	1,667
March	1,263	1,922
April	1,299	2,143
May	1,300	2,143
June	1,301	2,143

### QUALITY

	Quantity	Base Number	Contract	AT	Region	England
% of FP17s for the same patient ID Re-attending within 3 months - Children	70	714	9.8%	11.7%	12.3%	11.8%
% of FP17s for the same patient ID Re-attending within 3 months - Adults	44	483	9.1%	16.6%	15.9%	15.7%
% of FP17s for the same patient ID Re-attending between 3 & 9 months - Children	437	714	61.2%	58.1%	60.2%	58.9%
% of FP17s for the same patient ID Re-attending between 3 & 9 months - Adults	212	483	43.9%	51.8%	53.0%	50.8%
% of FP17s for Band 1 Urgent Courses	54	1,225	4.4%	9.7%	9.1%	9.1%
% of FP17s Relating to Free Repair or Replacements	0	1,225	0.0%	1.0%	1.0%	0.8%
% of FP17s Relating to Continuations	3	1,225	0.2%	1.1%	1.0%	0.9%
% of Patients satisfied with the dentistry they have received	0	0	N/A	93.5%	93.2%	92.5%
% of Patients satisfied with the time they had to wait for an appointment	0	0	N/A	89.3%	88.1%	87.0%

\* This is based on patients treated on this contract for their most recent course of treatment.

Figures in italics indicate the base number of FP17s or Patient Questionnaire responses are less than 100. N/A is shown where the base number of responses is less than 10 during the period. % is calculated as Quantity/Base number\*100



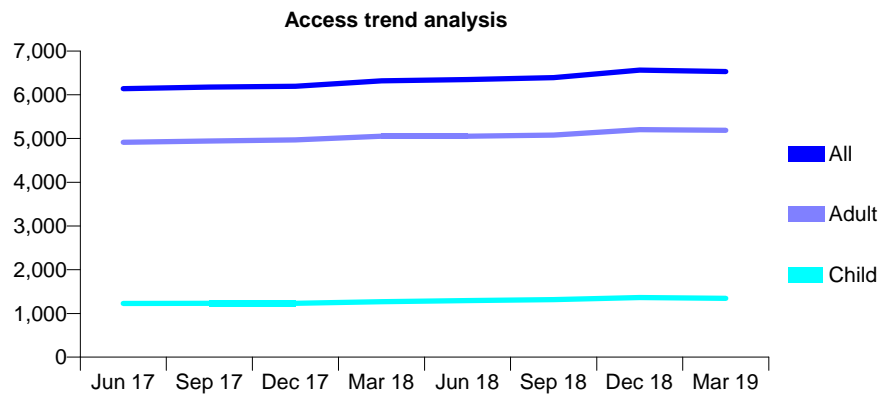
## Q44 - Vital Signs At a Glance Contract Report for 733032/0001 - Year end March 2019

Name or company name	Middlewich Dental Surgery
Contract type name	GDS Contract
Purpose of contract	General
Contract start date	01/04/2006
Contract end date	

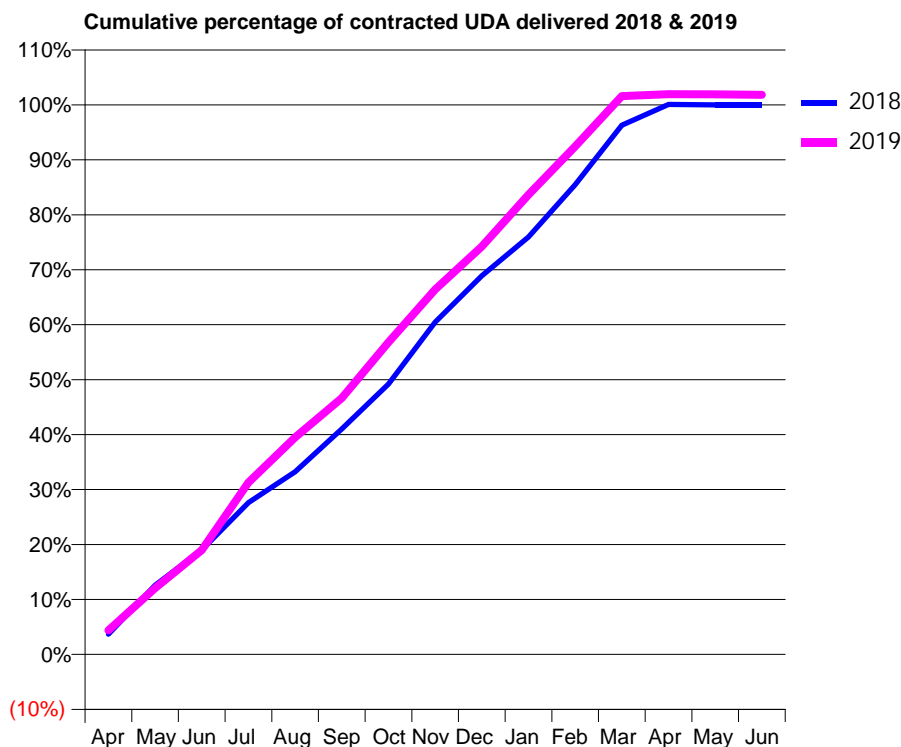
18/19 Contracted general activity (UDA)	16,536
Carry forward general activity (UDA)	0
18/19 Contracted orthodontic activity (UOA)	0
Carry forward orthodontic activity (UOA)	0
Baseline contract value	£522,737.59

### ACCESS\*

Patients seen in 24 months	Total	Change since previous quarter
Quarter ending March 2018	6,319	
Quarter ending June 2018	6,350	→
Quarter ending September 2018	6,393	→
Quarter ending December 2018	6,565	↑
Quarter ending March 2019	6,532	→
<b>Variance since March 2018</b>	<b>3.4%</b>	<b>↑</b>



### ACTIVITY



Adjusted Scheduled Activity (UDA)		
Month	2018	2019
April	613	726
May	2,089	1,996
June	3,151	3,139
July	4,578	5,173
August	5,508	6,529
September	6,803	7,715
October	8,155	9,392
November	10,023	10,982
December	11,419	12,272
January	12,594	13,833
February	14,169	15,288
March	15,964	16,799
April	16,592	16,854
May	16,576	16,851
June	16,578	16,839

### QUALITY

	Quantity	Base Number	Contract	AT	Region	England
% of FP17s for the same patient ID Re-attending within 3 months - Children	89	1,926	4.6%	11.7%	12.3%	11.8%
% of FP17s for the same patient ID Re-attending within 3 months - Adults	816	7,162	11.4%	16.6%	15.9%	15.7%
% of FP17s for the same patient ID Re-attending between 3 & 9 months - Children	1,157	1,926	60.1%	58.1%	60.2%	58.9%
% of FP17s for the same patient ID Re-attending between 3 & 9 months - Adults	4,110	7,162	57.4%	51.8%	53.0%	50.8%
% of FP17s for Band 1 Urgent Courses	212	8,830	2.4%	9.7%	9.1%	9.1%
% of FP17s Relating to Free Repair or Replacements	119	8,830	1.3%	1.0%	1.0%	0.8%
% of FP17s Relating to Continuations	88	8,830	1.0%	1.1%	1.0%	0.9%
% of Patients satisfied with the dentistry they have received	1	2	N/A	93.5%	93.2%	92.5%
% of Patients satisfied with the time they had to wait for an appointment	2	2	N/A	89.3%	88.1%	87.0%

\* This is based on patients treated on this contract for their most recent course of treatment.

Figures in italics indicate the base number of FP17s or Patient Questionnaire responses are less than 100. N/A is shown where the base number of responses is less than 10 during the period. % is calculated as Quantity/Base number\*100

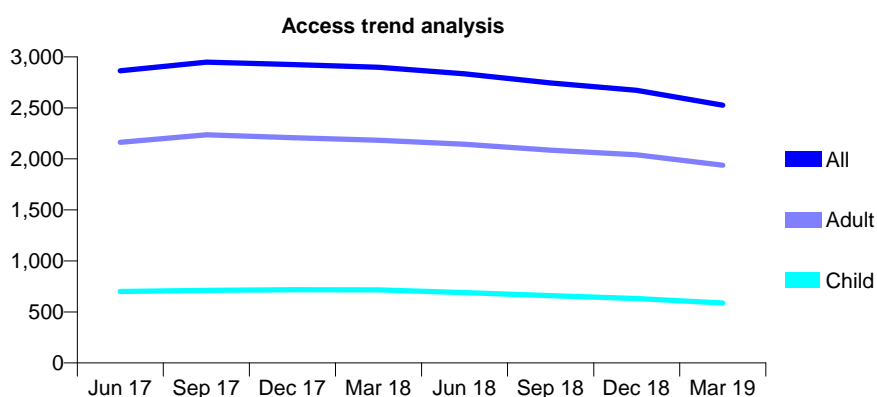
## Q44 - Vital Signs At a Glance Contract Report for 739634/0001 - Year end March 2019

Name or company name	MISS KB RAW
Contract type name	GDS Contract
Purpose of contract	General
Contract start date	01/04/2006
Contract end date	

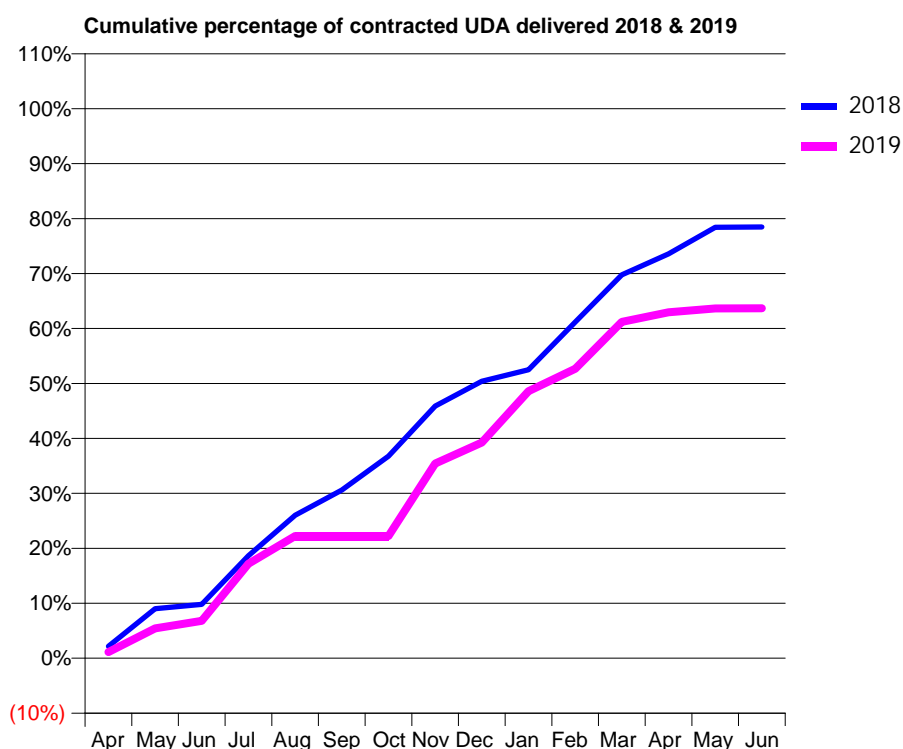
18/19 Contracted general activity (UDA)	10,500
Carry forward general activity (UDA)	0
18/19 Contracted orthodontic activity (UOA)	0
Carry forward orthodontic activity (UOA)	0
Baseline contract value	£254,613.59

### ACCESS\*

Patients seen in 24 months	Total	Change since previous quarter
Quarter ending March 2018	2,898	
Quarter ending June 2018	2,833	↓
Quarter ending September 2018	2,745	↓
Quarter ending December 2018	2,672	↓
Quarter ending March 2019	2,526	↓
<b>Variance since March 2018</b>	<b>(12.8%)</b>	<b>↓</b>



### ACTIVITY



Adjusted Scheduled Activity (UDA)		
Month	2018	2019
April	228	117
May	948	569
June	1,030	716
July	1,957	1,804
August	2,732	2,336
September	3,211	2,336
October	3,862	2,336
November	4,816	3,722
December	5,291	4,121
January	5,512	5,102
February	6,422	5,532
March	7,325	6,426
April	7,728	6,610
May	8,233	6,683
June	8,239	6,684

### QUALITY

	Quantity	Base Number	Contract	AT	Region	England
% of FP17s for the same patient ID Re-attending within 3 months - Children	49	908	5.4%	11.7%	12.3%	11.8%
% of FP17s for the same patient ID Re-attending within 3 months - Adults	425	2,810	15.1%	16.6%	15.9%	15.7%
% of FP17s for the same patient ID Re-attending between 3 & 9 months - Children	610	908	67.2%	58.1%	60.2%	58.9%
% of FP17s for the same patient ID Re-attending between 3 & 9 months - Adults	1,522	2,810	54.2%	51.8%	53.0%	50.8%
% of FP17s for Band 1 Urgent Courses	378	3,503	10.8%	9.7%	9.1%	9.1%
% of FP17s Relating to Free Repair or Replacements	31	3,503	0.9%	1.0%	1.0%	0.8%
% of FP17s Relating to Continuations	1	3,503	0.0%	1.1%	1.0%	0.9%
% of Patients satisfied with the dentistry they have received	4	5	N/A	93.5%	93.2%	92.5%
% of Patients satisfied with the time they had to wait for an appointment	5	5	N/A	89.3%	88.1%	87.0%

\* This is based on patients treated on this contract for their most recent course of treatment. Figures in italics indicate the base number of FP17s or Patient Questionnaire responses are less than 100. N/A is shown where the base number of responses is less than 10 during the period. % is calculated as Quantity/Base number\*100

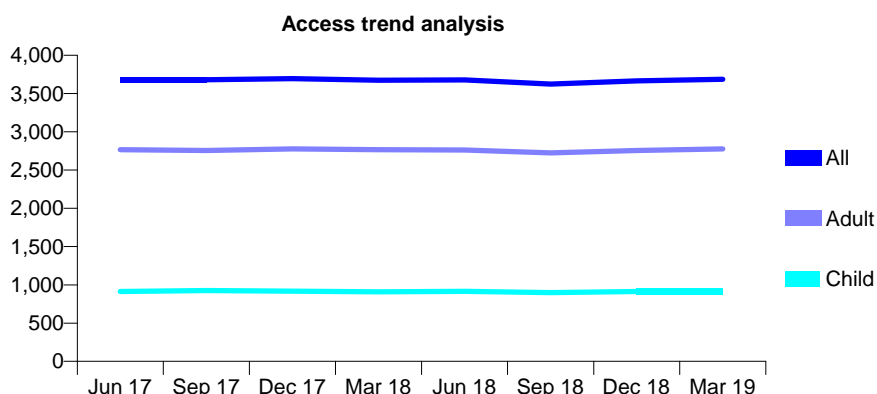
## Q44 - Vital Signs At a Glance Contract Report for 742953/0001 - Year end March 2019

Name or company name	MRS CE ROBERTS
Contract type name	GDS Contract
Purpose of contract	General
Contract start date	01/04/2006
Contract end date	

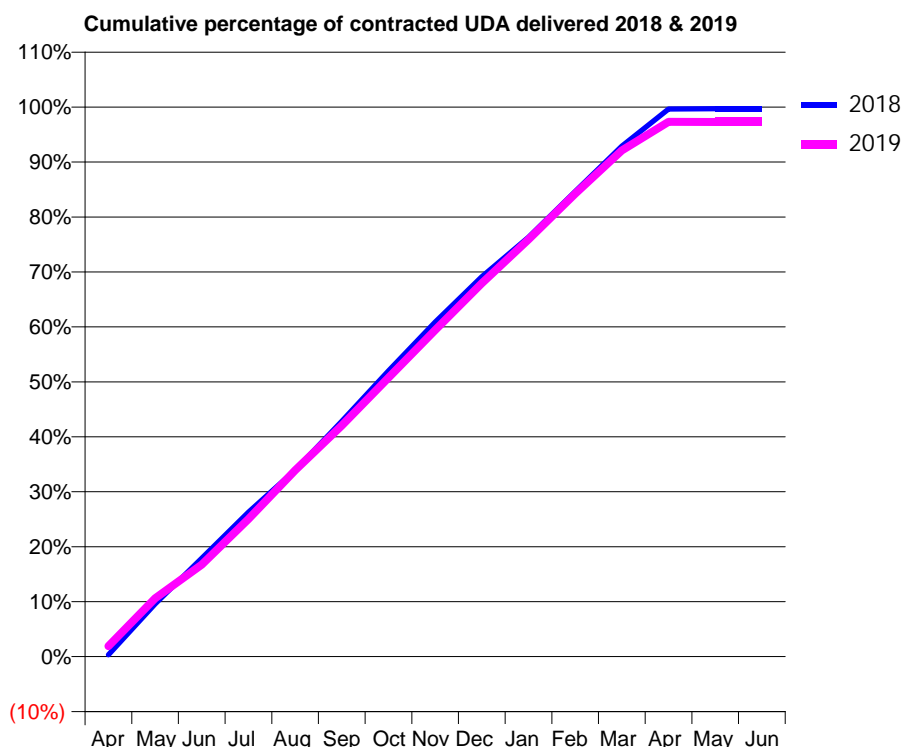
18/19 Contracted general activity (UDA)	12,000
Carry forward general activity (UDA)	35
18/19 Contracted orthodontic activity (UOA)	0
Carry forward orthodontic activity (UOA)	0
Baseline contract value	£291,760.03

### ACCESS\*

Patients seen in 24 months	Total	Change since previous quarter
Quarter ending March 2018	3,674	
Quarter ending June 2018	3,678	→
Quarter ending September 2018	3,623	↓
Quarter ending December 2018	3,667	→
Quarter ending March 2019	3,688	→
<b>Variance since March 2018</b>	<b>0.4%</b>	<b>→</b>



### ACTIVITY



Adjusted Scheduled Activity (UDA)		
Month	2018	2019
April	41	227
May	1,151	1,274
June	2,148	2,008
July	3,154	3,003
August	4,074	4,069
September	5,140	5,046
October	6,238	6,091
November	7,304	7,130
December	8,296	8,153
January	9,157	9,109
February	10,156	10,109
March	11,146	11,051
April	11,958	11,675
May	11,963	11,672
June	11,964	11,672

### QUALITY

	Quantity	Base Number	Contract	AT	Region	England
% of FP17s for the same patient ID Re-attending within 3 months - Children	271	1,692	16.0%	11.7%	12.3%	11.8%
% of FP17s for the same patient ID Re-attending within 3 months - Adults	903	4,605	19.6%	16.6%	15.9%	15.7%
% of FP17s for the same patient ID Re-attending between 3 & 9 months - Children	1,095	1,692	64.7%	58.1%	60.2%	58.9%
% of FP17s for the same patient ID Re-attending between 3 & 9 months - Adults	2,694	4,605	58.5%	51.8%	53.0%	50.8%
% of FP17s for Band 1 Urgent Courses	392	6,167	6.4%	9.7%	9.1%	9.1%
% of FP17s Relating to Free Repair or Replacements	90	6,167	1.5%	1.0%	1.0%	0.8%
% of FP17s Relating to Continuations	31	6,167	0.5%	1.1%	1.0%	0.9%
% of Patients satisfied with the dentistry they have received	0	2	N/A	93.5%	93.2%	92.5%
% of Patients satisfied with the time they had to wait for an appointment	1	2	N/A	89.3%	88.1%	87.0%

\* This is based on patients treated on this contract for their most recent course of treatment.  
 Figures in italics indicate the base number of FP17s or Patient Questionnaire responses are less than 100. N/A is shown where the base number of responses is less than 10 during the period. % is calculated as Quantity/Base number\*100

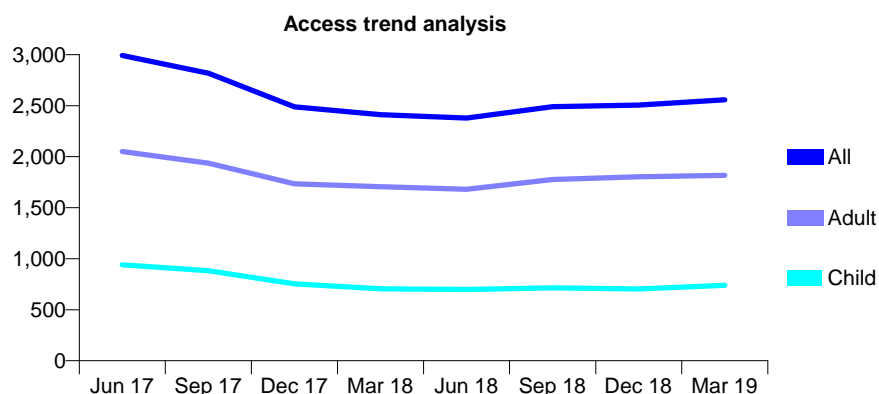
## Q44 - Vital Signs At a Glance Contract Report for 745235/0001 - Year end March 2019

Name or company name	Poulton Road Dental Surgery
Contract type name	GDS Contract
Purpose of contract	General
Contract start date	01/04/2006
Contract end date	

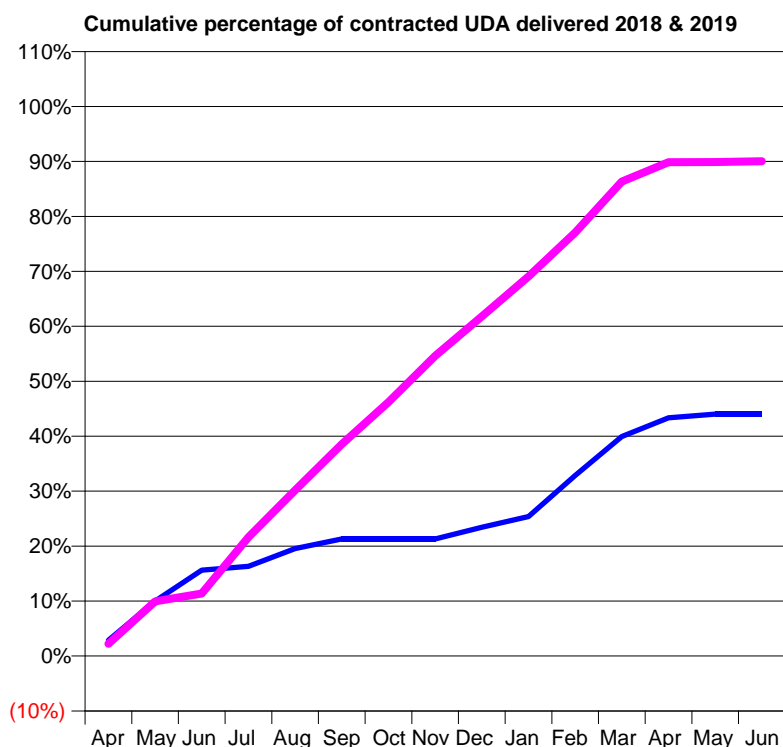
18/19 Contracted general activity (UDA)	9,352
Carry forward general activity (UDA)	0
18/19 Contracted orthodontic activity (UOA)	0
Carry forward orthodontic activity (UOA)	0
Baseline contract value	£294,810.22

### ACCESS\*

Patients seen in 24 months	Total	Change since previous quarter
Quarter ending March 2018	2,411	
Quarter ending June 2018	2,379	↓
Quarter ending September 2018	2,491	↑
Quarter ending December 2018	2,507	→
Quarter ending March 2019	2,557	→
<b>Variance since March 2018</b>	<b>6.1%</b>	<b>↑</b>



### ACTIVITY



Adjusted Scheduled Activity (UDA)		
Month	2018	2019
April	268	208
May	937	929
June	1,463	1,064
July	1,526	2,023
August	1,830	2,821
September	1,991	3,606
October	1,991	4,320
November	1,991	5,108
December	2,191	5,777
January	2,373	6,459
February	3,073	7,208
March	3,735	8,074
April	4,055	8,402
May	4,118	8,406
June	4,118	8,419

### QUALITY

	Quantity	Base Number	Contract	AT	Region	England
% of FP17s for the same patient ID Re-attending within 3 months - Children	85	1,087	7.8%	11.7%	12.3%	11.8%
% of FP17s for the same patient ID Re-attending within 3 months - Adults	467	2,689	17.4%	16.6%	15.9%	15.7%
% of FP17s for the same patient ID Re-attending between 3 & 9 months - Children	379	1,087	34.9%	58.1%	60.2%	58.9%
% of FP17s for the same patient ID Re-attending between 3 & 9 months - Adults	929	2,689	34.5%	51.8%	53.0%	50.8%
% of FP17s for Band 1 Urgent Courses	622	3,770	16.5%	9.7%	9.1%	9.1%
% of FP17s Relating to Free Repair or Replacements	5	3,770	0.1%	1.0%	1.0%	0.8%
% of FP17s Relating to Continuations	48	3,770	1.3%	1.1%	1.0%	0.9%
% of Patients satisfied with the dentistry they have received	2	2	N/A	93.5%	93.2%	92.5%
% of Patients satisfied with the time they had to wait for an appointment	2	2	N/A	89.3%	88.1%	87.0%

\* This is based on patients treated on this contract for their most recent course of treatment.

Figures in italics indicate the base number of FP17s or Patient Questionnaire responses are less than 100. N/A is shown where the base number of responses is less than 10 during the period. % is calculated as Quantity/Base number\*100

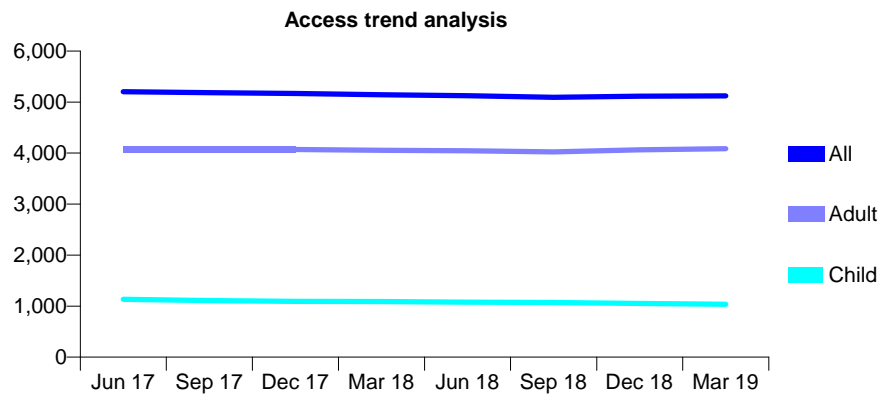
## Q44 - Vital Signs At a Glance Contract Report for 746266/0001 - Year end March 2019

Name or company name	MR JK EVANS
Contract type name	GDS Contract
Purpose of contract	General
Contract start date	01/04/2006
Contract end date	

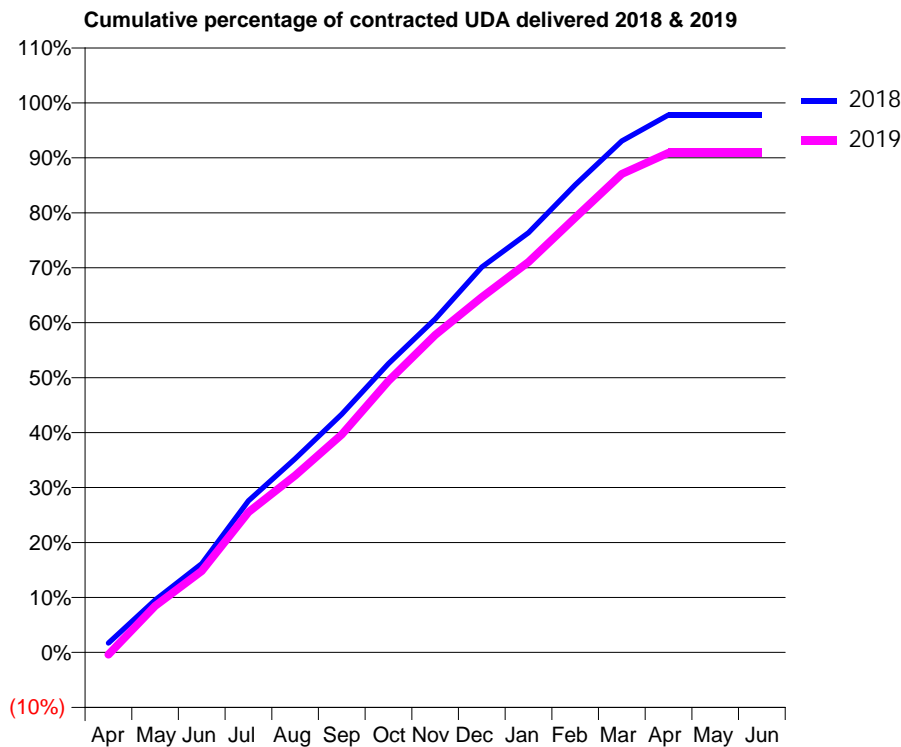
18/19 Contracted general activity (UDA)	15,264
Carry forward general activity (UDA)	662
18/19 Contracted orthodontic activity (UOA)	0
Carry forward orthodontic activity (UOA)	0
Baseline contract value	£475,613.22

### ACCESS\*

Patients seen in 24 months	Total	Change since previous quarter
Quarter ending March 2018	5,144	
Quarter ending June 2018	5,125	→
Quarter ending September 2018	5,095	→
Quarter ending December 2018	5,116	→
Quarter ending March 2019	5,121	→
<b>Variance since March 2018</b>	<b>(0.4%)</b>	→



### ACTIVITY



Adjusted Scheduled Activity (UDA)		
Month	2018	2019
April	260	-66
May	1,456	1,289
June	2,465	2,261
July	4,212	3,898
August	5,381	4,914
September	6,619	6,050
October	8,023	7,543
November	9,264	8,817
December	10,703	9,866
January	11,659	10,843
February	12,987	12,073
March	14,202	13,288
April	14,930	13,873
May	14,930	13,873
June	14,930	13,873

### QUALITY

	Quantity	Base Number	Contract	AT	Region	England
% of FP17s for the same patient ID Re-attending within 3 months - Children	102	1,390	7.3%	11.7%	12.3%	11.8%
% of FP17s for the same patient ID Re-attending within 3 months - Adults	1,075	5,895	18.2%	16.6%	15.9%	15.7%
% of FP17s for the same patient ID Re-attending between 3 & 9 months - Children	713	1,390	51.3%	58.1%	60.2%	58.9%
% of FP17s for the same patient ID Re-attending between 3 & 9 months - Adults	2,957	5,895	50.2%	51.8%	53.0%	50.8%
% of FP17s for Band 1 Urgent Courses	946	7,261	13.0%	9.7%	9.1%	9.1%
% of FP17s Relating to Free Repair or Replacements	46	7,261	0.6%	1.0%	1.0%	0.8%
% of FP17s Relating to Continuations	184	7,261	2.5%	1.1%	1.0%	0.9%
% of Patients satisfied with the dentistry they have received	2	2	N/A	93.5%	93.2%	92.5%
% of Patients satisfied with the time they had to wait for an appointment	2	2	N/A	89.3%	88.1%	87.0%

\* This is based on patients treated on this contract for their most recent course of treatment.

Figures in italics indicate the base number of FP17s or Patient Questionnaire responses are less than 100. N/A is shown where the base number of responses is less than 10 during the period. % is calculated as Quantity/Base number\*100

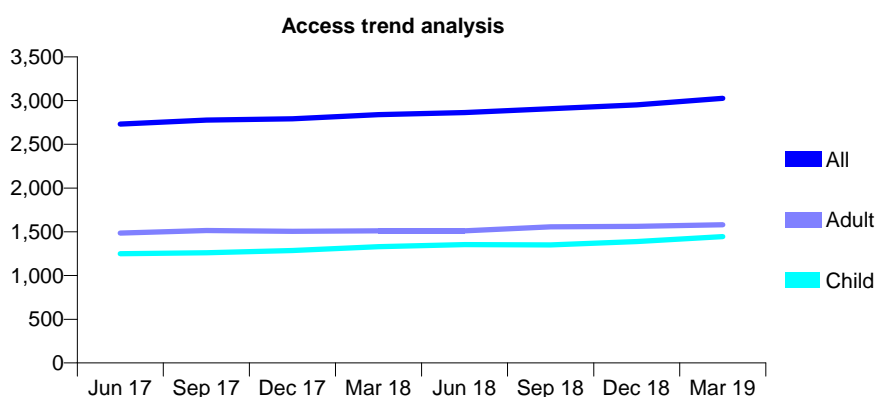
## Q44 - Vital Signs At a Glance Contract Report for 746495/0001 - Year end March 2019

Name or company name	MR RS HANDLEY
Contract type name	GDS Contract
Purpose of contract	General
Contract start date	01/04/2006
Contract end date	

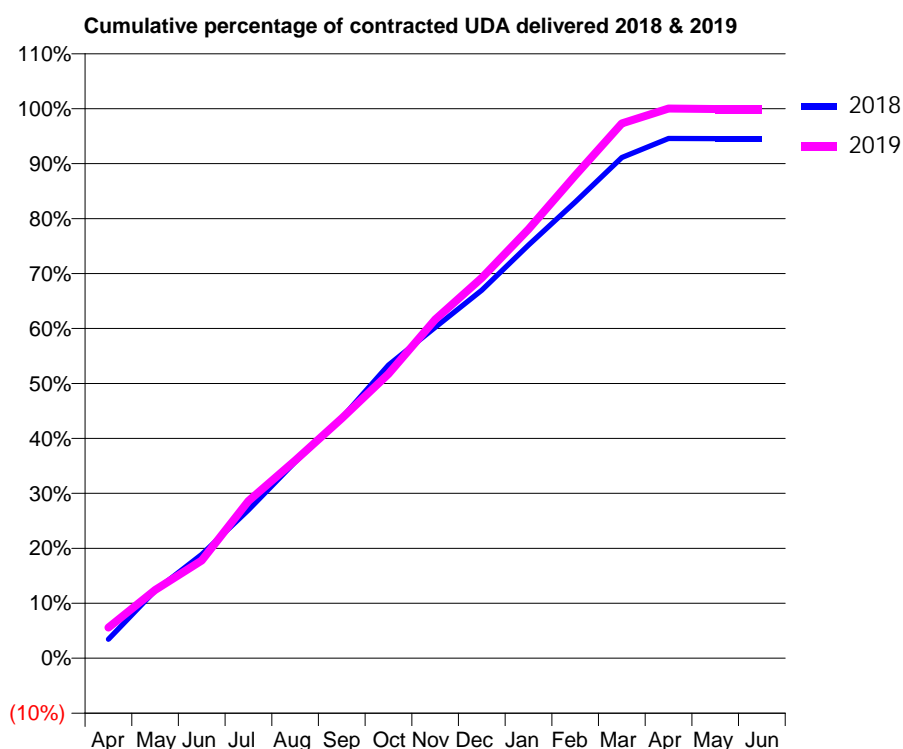
18/19 Contracted general activity (UDA)	6,824
Carry forward general activity (UDA)	0
18/19 Contracted orthodontic activity (UOA)	0
Carry forward orthodontic activity (UOA)	0
Baseline contract value	£184,510.96

### ACCESS\*

Patients seen in 24 months	Total	Change since previous quarter
Quarter ending March 2018	2,839	
Quarter ending June 2018	2,863	→
Quarter ending September 2018	2,908	→
Quarter ending December 2018	2,952	→
Quarter ending March 2019	3,026	↑
<b>Variance since March 2018</b>	<b>6.6%</b>	<b>↑</b>



### ACTIVITY



Adjusted Scheduled Activity (UDA)		
Month	2018	2019
April	236	380
May	840	849
June	1,290	1,213
July	1,843	1,954
August	2,437	2,455
September	2,983	2,978
October	3,640	3,531
November	4,110	4,208
December	4,570	4,722
January	5,132	5,327
February	5,664	5,993
March	6,218	6,641
April	6,455	6,826
May	6,452	6,820
June	6,452	6,820

### QUALITY

	Quantity	Base Number	Contract	AT	Region	England
% of FP17s for the same patient ID Re-attending within 3 months - Children	177	2,415	7.3%	11.7%	12.3%	11.8%
% of FP17s for the same patient ID Re-attending within 3 months - Adults	248	2,290	10.8%	16.6%	15.9%	15.7%
% of FP17s for the same patient ID Re-attending between 3 & 9 months - Children	1,560	2,415	64.6%	58.1%	60.2%	58.9%
% of FP17s for the same patient ID Re-attending between 3 & 9 months - Adults	1,460	2,290	63.8%	51.8%	53.0%	50.8%
% of FP17s for Band 1 Urgent Courses	269	4,663	5.8%	9.7%	9.1%	9.1%
% of FP17s Relating to Free Repair or Replacements	26	4,663	0.6%	1.0%	1.0%	0.8%
% of FP17s Relating to Continuations	13	4,663	0.3%	1.1%	1.0%	0.9%
% of Patients satisfied with the dentistry they have received	0	0	N/A	93.5%	93.2%	92.5%
% of Patients satisfied with the time they had to wait for an appointment	0	0	N/A	89.3%	88.1%	87.0%

\* This is based on patients treated on this contract for their most recent course of treatment.

Figures in italics indicate the base number of FP17s or Patient Questionnaire responses are less than 100. N/A is shown where the base number of responses is less than 10 during the period. % is calculated as Quantity/Base number\*100

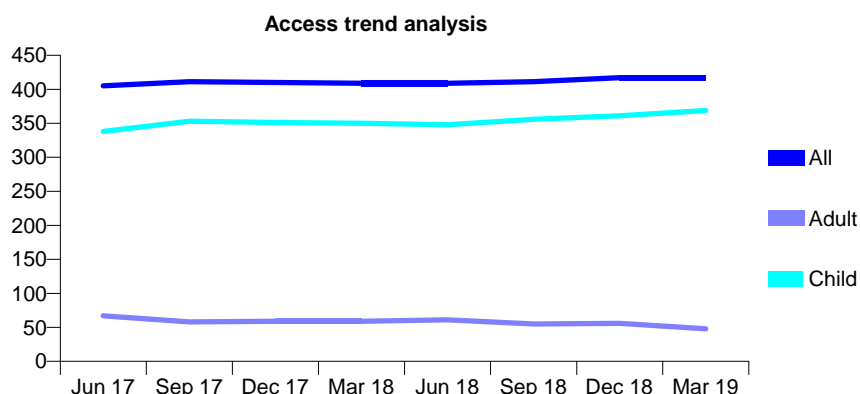
## Q44 - Vital Signs At a Glance Contract Report for 751561/0001 - Year end March 2019

Name or company name	MR AA SHAH
Contract type name	GDS Contract
Purpose of contract	General
Contract start date	01/07/2006
Contract end date	

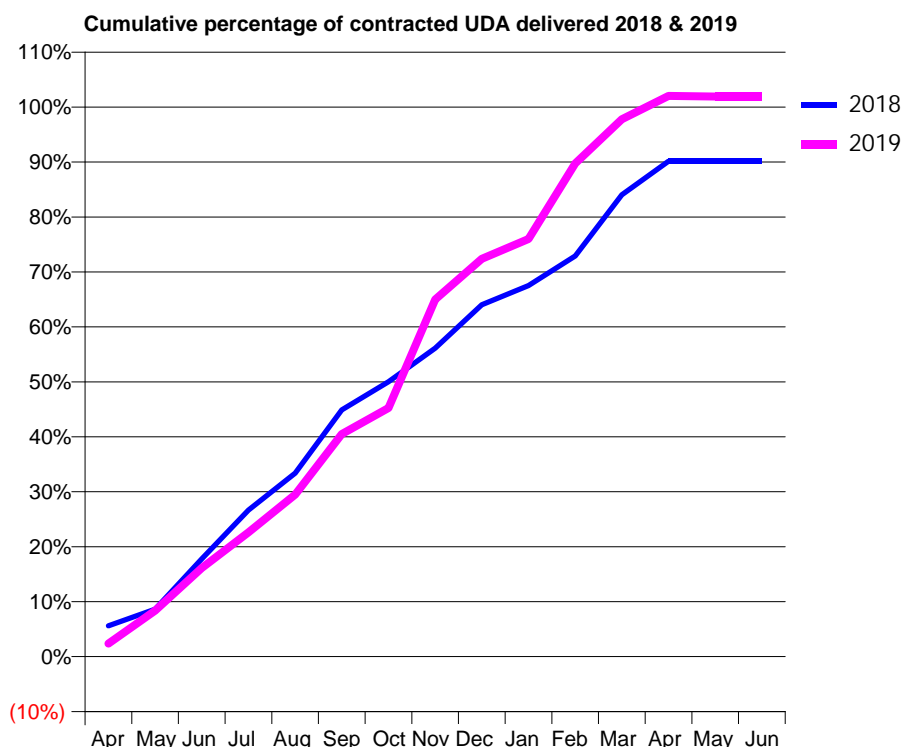
18/19 Contracted general activity (UDA)	800
Carry forward general activity (UDA)	0
18/19 Contracted orthodontic activity (UOA)	0
Carry forward orthodontic activity (UOA)	0
Baseline contract value	£18,467.62

### ACCESS\*

Patients seen in 24 months	Total	Change since previous quarter
Quarter ending March 2018	409	
Quarter ending June 2018	409	→
Quarter ending September 2018	411	→
Quarter ending December 2018	417	→
Quarter ending March 2019	417	→
<b>Variance since March 2018</b>	<b>2.0%</b>	<b>→</b>



### ACTIVITY



Adjusted Scheduled Activity (UDA)		
Month	2018	2019
April	45	19
May	69	67
June	142	129
July	213	181
August	267	236
September	359	324
October	400	362
November	449	520
December	512	579
January	540	608
February	583	718
March	672	782
April	721	816
May	721	815
June	721	815

### QUALITY

	Quantity	Base Number	Contract	AT	Region	England
% of FP17s for the same patient ID Re-attending within 3 months - Children	20	540	3.7%	11.7%	12.3%	11.8%
% of FP17s for the same patient ID Re-attending within 3 months - Adults	0	20	0.0%	16.6%	15.9%	15.7%
% of FP17s for the same patient ID Re-attending between 3 & 9 months - Children	349	540	64.6%	58.1%	60.2%	58.9%
% of FP17s for the same patient ID Re-attending between 3 & 9 months - Adults	18	20	90.0%	51.8%	53.0%	50.8%
% of FP17s for Band 1 Urgent Courses	1	546	0.2%	9.7%	9.1%	9.1%
% of FP17s Relating to Free Repair or Replacements	0	546	0.0%	1.0%	1.0%	0.8%
% of FP17s Relating to Continuations	0	546	0.0%	1.1%	1.0%	0.9%
% of Patients satisfied with the dentistry they have received	0	0	N/A	93.5%	93.2%	92.5%
% of Patients satisfied with the time they had to wait for an appointment	0	0	N/A	89.3%	88.1%	87.0%

\* This is based on patients treated on this contract for their most recent course of treatment.  
 Figures in *italics* indicate the base number of FP17s or Patient Questionnaire responses are less than 100. N/A is shown where the base number of responses is less than 10 during the period. % is calculated as Quantity/Base number\*100



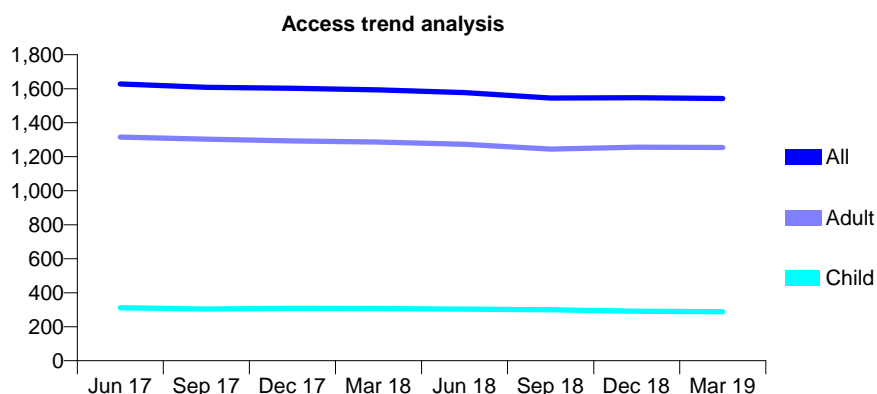
## Q44 - Vital Signs At a Glance Contract Report for 762261/0001 - Year end March 2019

Name or company name	MR A ASHTAB
Contract type name	GDS Contract
Purpose of contract	General
Contract start date	01/04/2006
Contract end date	

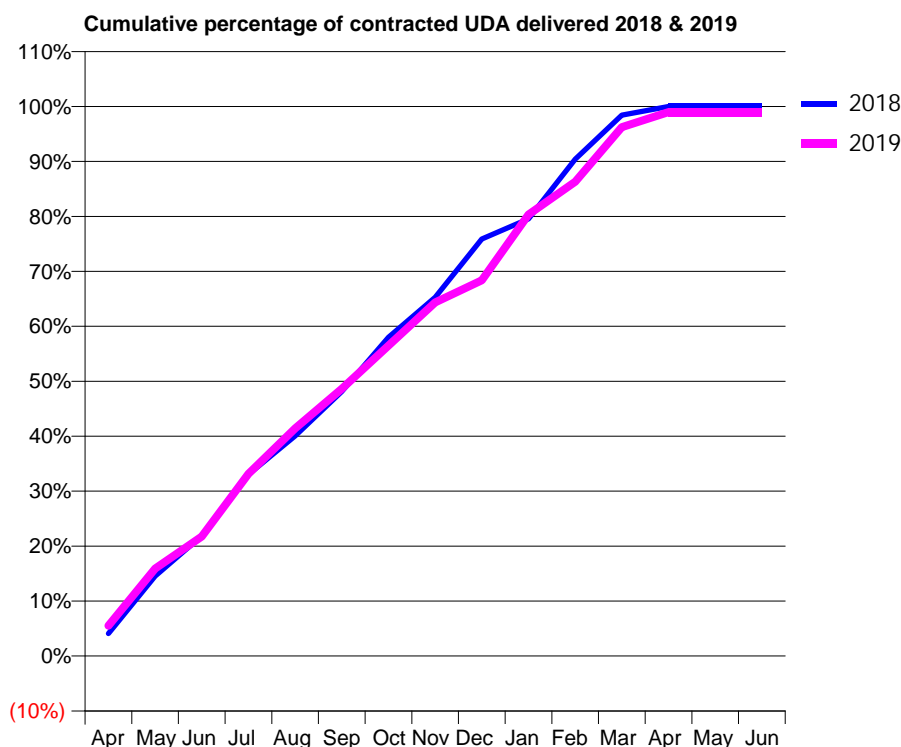
18/19 Contracted general activity (UDA)	5,520
Carry forward general activity (UDA)	0
18/19 Contracted orthodontic activity (UOA)	0
Carry forward orthodontic activity (UOA)	0
Baseline contract value	£139,924.39

### ACCESS\*

Patients seen in 24 months	Total	Change since previous quarter
Quarter ending March 2018	1,593	
Quarter ending June 2018	1,577	↓
Quarter ending September 2018	1,545	↓
Quarter ending December 2018	1,547	→
Quarter ending March 2019	1,542	→
<b>Variance since March 2018</b>	<b>(3.2%)</b>	<b>↓</b>



### ACTIVITY



Adjusted Scheduled Activity (UDA)		
Month	2018	2019
April	226	305
May	807	880
June	1,213	1,199
July	1,833	1,830
August	2,221	2,287
September	2,670	2,683
October	3,217	3,118
November	3,621	3,551
December	4,208	3,775
January	4,413	4,434
February	5,014	4,764
March	5,458	5,312
April	5,546	5,463
May	5,546	5,463
June	5,546	5,463

### QUALITY

	Quantity	Base Number	Contract	AT	Region	England
% of FP17s for the same patient ID Re-attending within 3 months - Children	36	453	7.9%	11.7%	12.3%	11.8%
% of FP17s for the same patient ID Re-attending within 3 months - Adults	451	2,044	22.1%	16.6%	15.9%	15.7%
% of FP17s for the same patient ID Re-attending between 3 & 9 months - Children	306	453	67.5%	58.1%	60.2%	58.9%
% of FP17s for the same patient ID Re-attending between 3 & 9 months - Adults	1,103	2,044	54.0%	51.8%	53.0%	50.8%
% of FP17s for Band 1 Urgent Courses	238	2,529	9.4%	9.7%	9.1%	9.1%
% of FP17s Relating to Free Repair or Replacements	19	2,529	0.8%	1.0%	1.0%	0.8%
% of FP17s Relating to Continuations	43	2,529	1.7%	1.1%	1.0%	0.9%
% of Patients satisfied with the dentistry they have received	2	2	N/A	93.5%	93.2%	92.5%
% of Patients satisfied with the time they had to wait for an appointment	2	2	N/A	89.3%	88.1%	87.0%

\* This is based on patients treated on this contract for their most recent course of treatment.

Figures in italics indicate the base number of FP17s or Patient Questionnaire responses are less than 100. N/A is shown where the base number of responses is less than 10 during the period. % is calculated as Quantity/Base number\*100

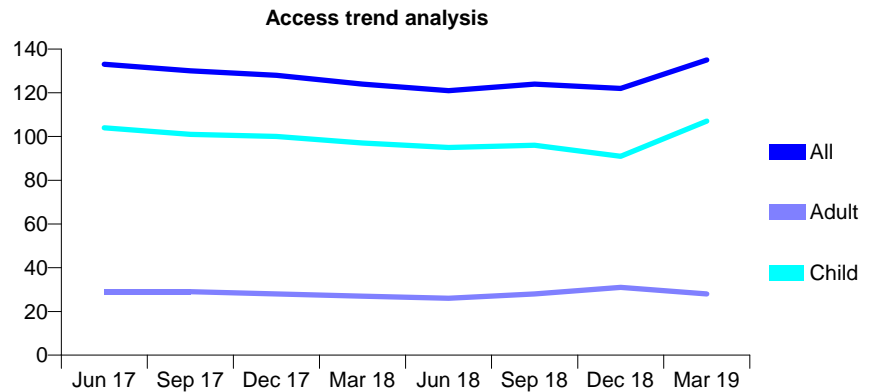
## Q44 - Vital Signs At a Glance Contract Report for 766259/0001 - Year end March 2019

Name or company name	MRS A STRETTON
Contract type name	GDS Contract
Purpose of contract	General
Contract start date	19/11/2010
Contract end date	

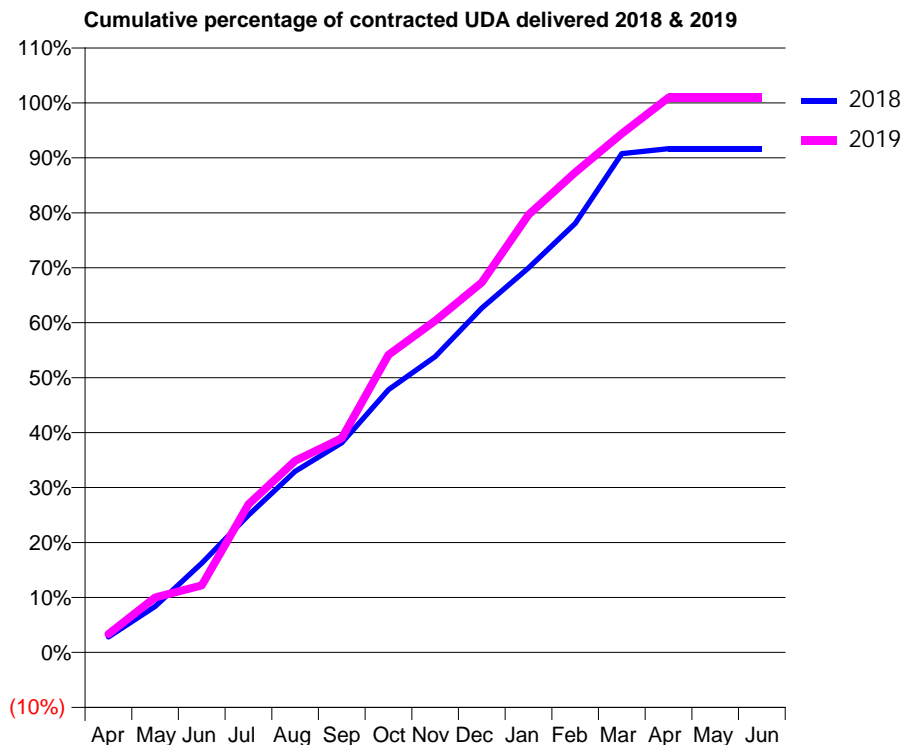
18/19 Contracted general activity (UDA)	781
Carry forward general activity (UDA)	0
18/19 Contracted orthodontic activity (UOA)	0
Carry forward orthodontic activity (UOA)	0
Baseline contract value	£18,707.93

### ACCESS\*

Patients seen in 24 months	Total	Change since previous quarter
Quarter ending March 2018	124	
Quarter ending June 2018	121	↓
Quarter ending September 2018	124	↑
Quarter ending December 2018	122	↓
Quarter ending March 2019	135	↑
<b>Variance since March 2018</b>	<b>8.9%</b>	<b>↑</b>



### ACTIVITY



Adjusted Scheduled Activity (UDA)		
Month	2018	2019
April	22	26
May	65	78
June	127	95
July	195	210
August	257	272
September	298	304
October	373	423
November	420	471
December	489	526
January	546	622
February	610	682
March	709	737
April	716	789
May	716	789
June	716	789

### QUALITY

	Quantity	Base Number	Contract	AT	Region	England
% of FP17s for the same patient ID Re-attending within 3 months - Children	44	262	16.8%	11.7%	12.3%	11.8%
% of FP17s for the same patient ID Re-attending within 3 months - Adults	13	35	37.1%	16.6%	15.9%	15.7%
% of FP17s for the same patient ID Re-attending between 3 & 9 months - Children	189	262	72.1%	58.1%	60.2%	58.9%
% of FP17s for the same patient ID Re-attending between 3 & 9 months - Adults	14	35	40.0%	51.8%	53.0%	50.8%
% of FP17s for Band 1 Urgent Courses	18	311	5.8%	9.7%	9.1%	9.1%
% of FP17s Relating to Free Repair or Replacements	0	311	0.0%	1.0%	1.0%	0.8%
% of FP17s Relating to Continuations	5	311	1.6%	1.1%	1.0%	0.9%
% of Patients satisfied with the dentistry they have received	0	0	N/A	93.5%	93.2%	92.5%
% of Patients satisfied with the time they had to wait for an appointment	0	0	N/A	89.3%	88.1%	87.0%

\* This is based on patients treated on this contract for their most recent course of treatment. Figures in italics indicate the base number of FP17s or Patient Questionnaire responses are less than 100. N/A is shown where the base number of responses is less than 10 during the period. % is calculated as Quantity/Base number\*100

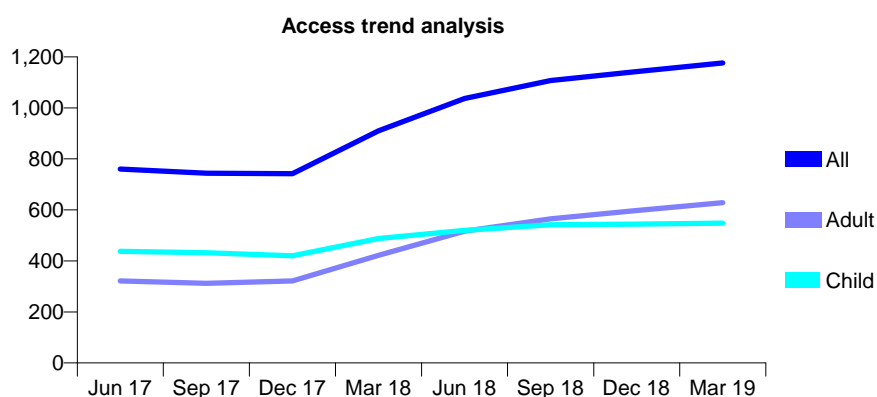
## Q44 - Vital Signs At a Glance Contract Report for 803758/0001 - Year end March 2019

Name or company name	White Friars House Dental Practice
Contract type name	GDS Contract
Purpose of contract	General
Contract start date	01/04/2006
Contract end date	

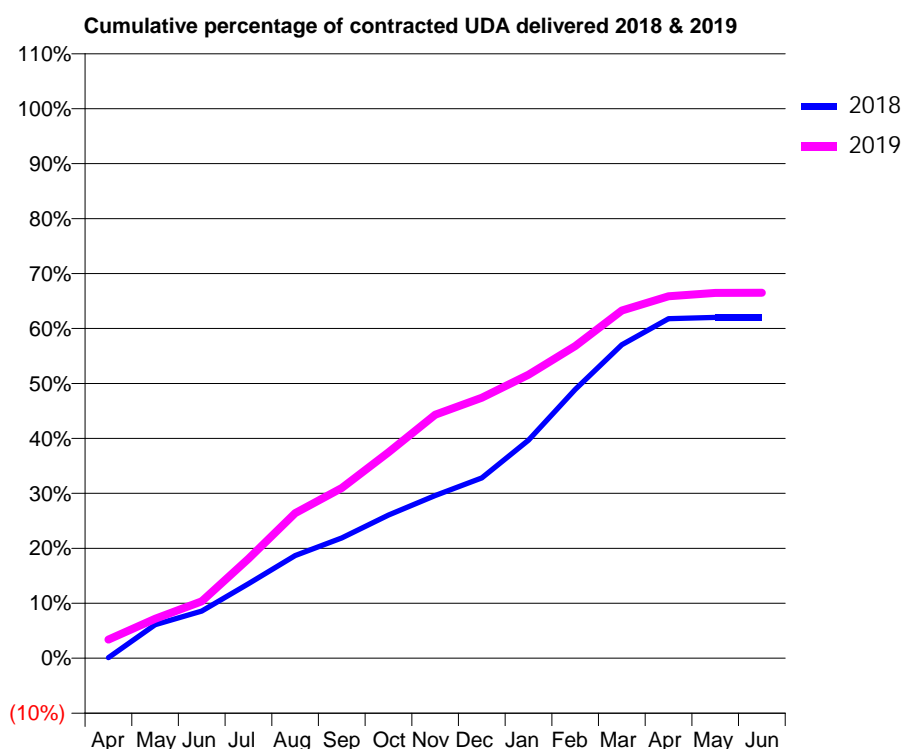
18/19 Contracted general activity (UDA)	5,524
Carry forward general activity (UDA)	0
18/19 Contracted orthodontic activity (UOA)	0
Carry forward orthodontic activity (UOA)	0
Baseline contract value	£116,108.66

### ACCESS\*

Patients seen in 24 months	Total	Change since previous quarter
Quarter ending March 2018	910	
Quarter ending June 2018	1,037	↑
Quarter ending September 2018	1,107	↑
Quarter ending December 2018	1,142	↑
Quarter ending March 2019	1,176	↑
<b>Variance since March 2018</b>	<b>29.2%</b>	<b>↑</b>



### ACTIVITY



Adjusted Scheduled Activity (UDA)		
Month	2018	2019
April	4	188
May	234	396
June	330	572
July	521	1,001
August	717	1,459
September	841	1,711
October	1,001	2,070
November	1,137	2,447
December	1,261	2,619
January	1,524	2,849
February	1,878	3,137
March	2,191	3,495
April	2,373	3,637
May	2,382	3,672
June	2,382	3,674

### QUALITY

	Quantity	Base Number	Contract	AT	Region	England
% of FP17s for the same patient ID Re-attending within 3 months - Children	50	806	6.2%	11.7%	12.3%	11.8%
% of FP17s for the same patient ID Re-attending within 3 months - Adults	173	837	20.7%	16.6%	15.9%	15.7%
% of FP17s for the same patient ID Re-attending between 3 & 9 months - Children	420	806	52.1%	58.1%	60.2%	58.9%
% of FP17s for the same patient ID Re-attending between 3 & 9 months - Adults	297	837	35.5%	51.8%	53.0%	50.8%
% of FP17s for Band 1 Urgent Courses	96	1,651	5.8%	9.7%	9.1%	9.1%
% of FP17s Relating to Free Repair or Replacements	7	1,651	0.4%	1.0%	1.0%	0.8%
% of FP17s Relating to Continuations	6	1,651	0.4%	1.1%	1.0%	0.9%
% of Patients satisfied with the dentistry they have received	1	1	N/A	93.5%	93.2%	92.5%
% of Patients satisfied with the time they had to wait for an appointment	1	1	N/A	89.3%	88.1%	87.0%

\* This is based on patients treated on this contract for their most recent course of treatment. Figures in italics indicate the base number of FP17s or Patient Questionnaire responses are less than 100. N/A is shown where the base number of responses is less than 10 during the period. % is calculated as Quantity/Base number\*100

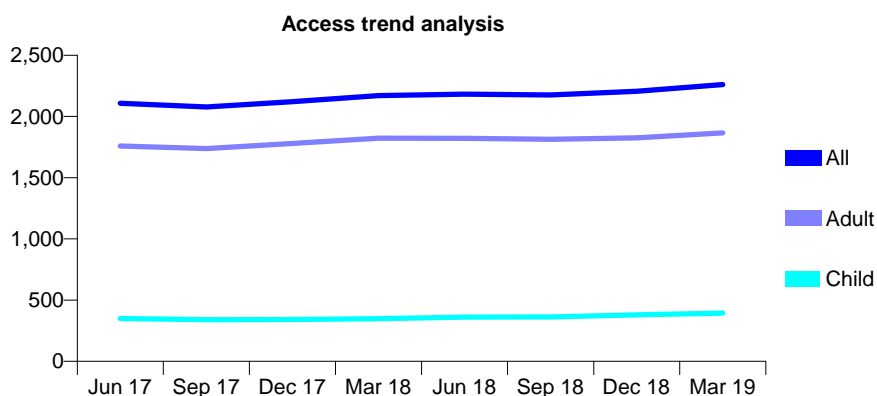
## Q44 - Vital Signs At a Glance Contract Report for 804770/0001 - Year end March 2019

Name or company name	Crewe Dental Care
Contract type name	GDS Contract
Purpose of contract	General
Contract start date	01/04/2006
Contract end date	

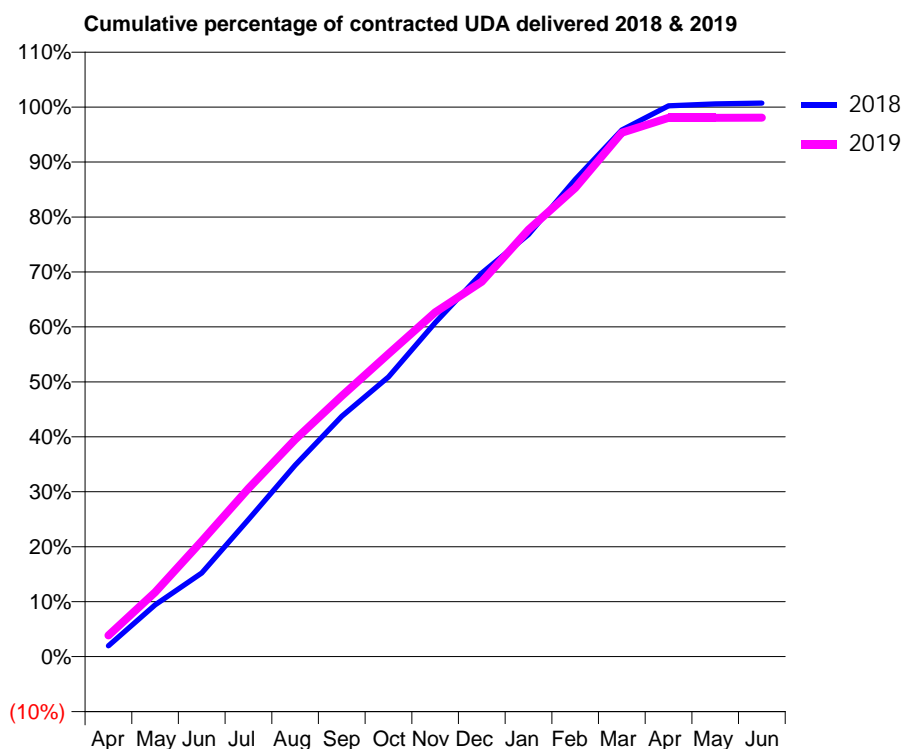
18/19 Contracted general activity (UDA)	7,381
Carry forward general activity (UDA)	0
18/19 Contracted orthodontic activity (UOA)	0
Carry forward orthodontic activity (UOA)	0
Baseline contract value	£185,973.35

### ACCESS\*

Patients seen in 24 months	Total	Change since previous quarter
Quarter ending March 2018	2,171	
Quarter ending June 2018	2,183	→
Quarter ending September 2018	2,176	→
Quarter ending December 2018	2,205	→
Quarter ending March 2019	2,261	↑
<b>Variance since March 2018</b>	<b>4.1%</b>	<b>↑</b>



### ACTIVITY



Adjusted Scheduled Activity (UDA)		
Month	2018	2019
April	148	285
May	710	866
June	1,146	1,551
July	1,878	2,259
August	2,624	2,917
September	3,290	3,500
October	3,831	4,066
November	4,574	4,626
December	5,252	5,035
January	5,782	5,734
February	6,537	6,296
March	7,213	7,036
April	7,543	7,238
May	7,571	7,237
June	7,583	7,239

### QUALITY

	Quantity	Base Number	Contract	AT	Region	England
% of FP17s for the same patient ID Re-attending within 3 months - Children	21	606	3.5%	11.7%	12.3%	11.8%
% of FP17s for the same patient ID Re-attending within 3 months - Adults	491	3,144	15.6%	16.6%	15.9%	15.7%
% of FP17s for the same patient ID Re-attending between 3 & 9 months - Children	375	606	61.9%	58.1%	60.2%	58.9%
% of FP17s for the same patient ID Re-attending between 3 & 9 months - Adults	2,043	3,144	65.0%	51.8%	53.0%	50.8%
% of FP17s for Band 1 Urgent Courses	38	3,748	1.0%	9.7%	9.1%	9.1%
% of FP17s Relating to Free Repair or Replacements	28	3,748	0.7%	1.0%	1.0%	0.8%
% of FP17s Relating to Continuations	42	3,748	1.1%	1.1%	1.0%	0.9%
% of Patients satisfied with the dentistry they have received	1	1	N/A	93.5%	93.2%	92.5%
% of Patients satisfied with the time they had to wait for an appointment	1	1	N/A	89.3%	88.1%	87.0%

\* This is based on patients treated on this contract for their most recent course of treatment.  
 Figures in *italics* indicate the base number of FP17s or Patient Questionnaire responses are less than 100. N/A is shown where the base number of responses is less than 10 during the period. % is calculated as Quantity/Base number\*100

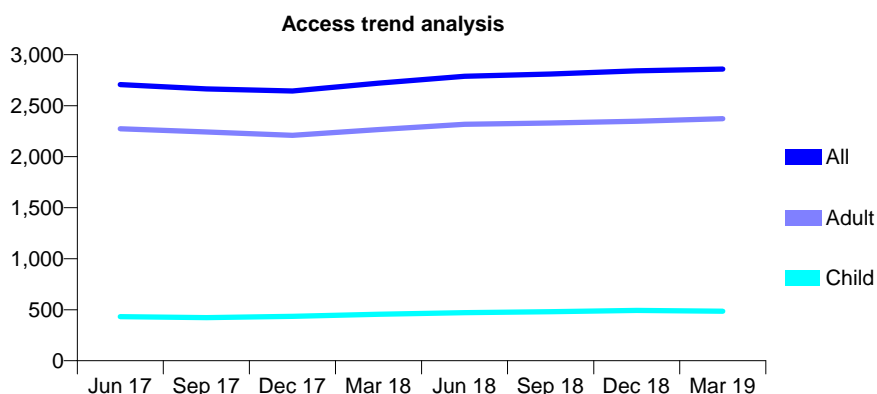
## Q44 - Vital Signs At a Glance Contract Report for 810908/0001 - Year end March 2019

Name or company name	MR TW WOODS
Contract type name	GDS Contract
Purpose of contract	General
Contract start date	01/04/2006
Contract end date	

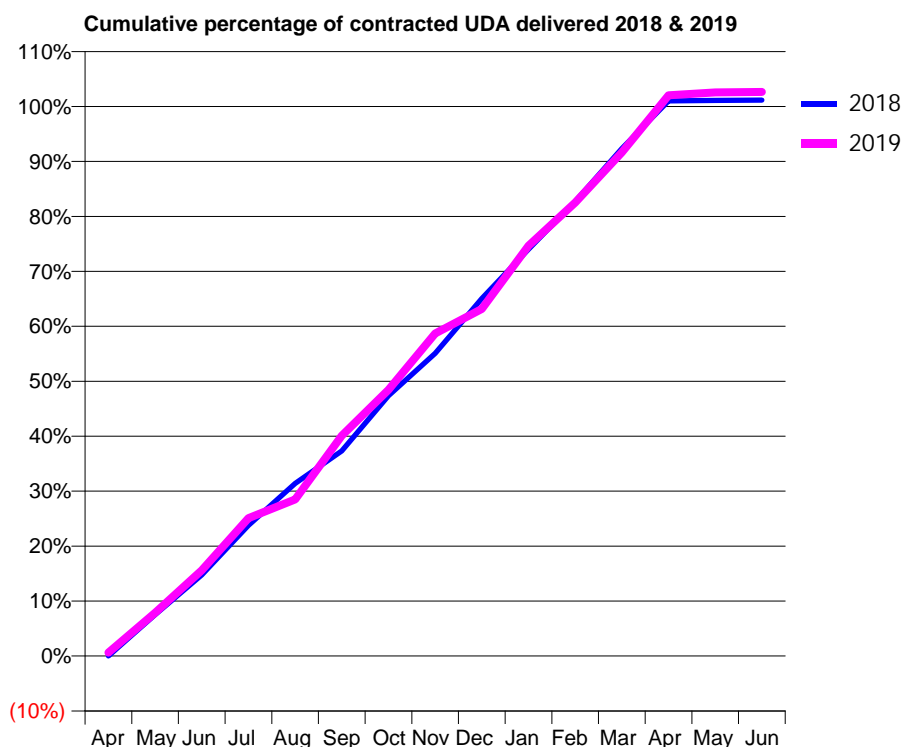
18/19 Contracted general activity (UDA)	7,519
Carry forward general activity (UDA)	0
18/19 Contracted orthodontic activity (UOA)	0
Carry forward orthodontic activity (UOA)	0
Baseline contract value	£190,928.60

### ACCESS\*

Patients seen in 24 months	Total	Change since previous quarter
Quarter ending March 2018	2,721	
Quarter ending June 2018	2,788	↑
Quarter ending September 2018	2,810	→
Quarter ending December 2018	2,841	→
Quarter ending March 2019	2,858	→
<b>Variance since March 2018</b>	<b>5.0%</b>	<b>↑</b>



### ACTIVITY



Adjusted Scheduled Activity (UDA)		
Month	2018	2019
April	0	47
May	577	593
June	1,132	1,172
July	1,822	1,887
August	2,410	2,144
September	2,861	3,015
October	3,631	3,643
November	4,224	4,413
December	4,988	4,749
January	5,677	5,614
February	6,343	6,204
March	7,080	6,892
April	7,747	7,671
May	7,754	7,711
June	7,758	7,717

### QUALITY

	Quantity	Base Number	Contract	AT	Region	England
% of FP17s for the same patient ID Re-attending within 3 months - Children	22	535	4.1%	11.7%	12.3%	11.8%
% of FP17s for the same patient ID Re-attending within 3 months - Adults	259	2,731	9.5%	16.6%	15.9%	15.7%
% of FP17s for the same patient ID Re-attending between 3 & 9 months - Children	197	535	36.8%	58.1%	60.2%	58.9%
% of FP17s for the same patient ID Re-attending between 3 & 9 months - Adults	1,327	2,731	48.6%	51.8%	53.0%	50.8%
% of FP17s for Band 1 Urgent Courses	135	3,317	4.1%	9.7%	9.1%	9.1%
% of FP17s Relating to Free Repair or Replacements	16	3,317	0.5%	1.0%	1.0%	0.8%
% of FP17s Relating to Continuations	42	3,317	1.3%	1.1%	1.0%	0.9%
% of Patients satisfied with the dentistry they have received	3	3	N/A	93.5%	93.2%	92.5%
% of Patients satisfied with the time they had to wait for an appointment	3	3	N/A	89.3%	88.1%	87.0%

\* This is based on patients treated on this contract for their most recent course of treatment.

Figures in italics indicate the base number of FP17s or Patient Questionnaire responses are less than 100. N/A is shown where the base number of responses is less than 10 during the period. % is calculated as Quantity/Base number\*100

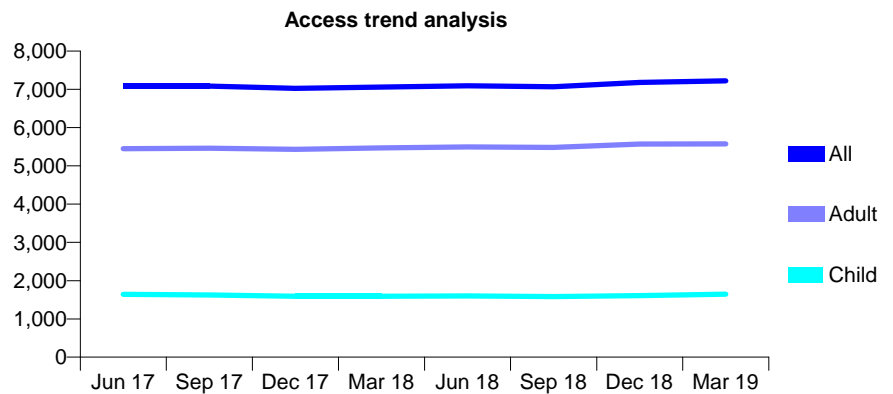
## Q44 - Vital Signs At a Glance Contract Report for 811289/0001 - Year end March 2019

Name or company name	MR WD SCOTT
Contract type name	GDS Contract
Purpose of contract	General
Contract start date	01/04/2006
Contract end date	

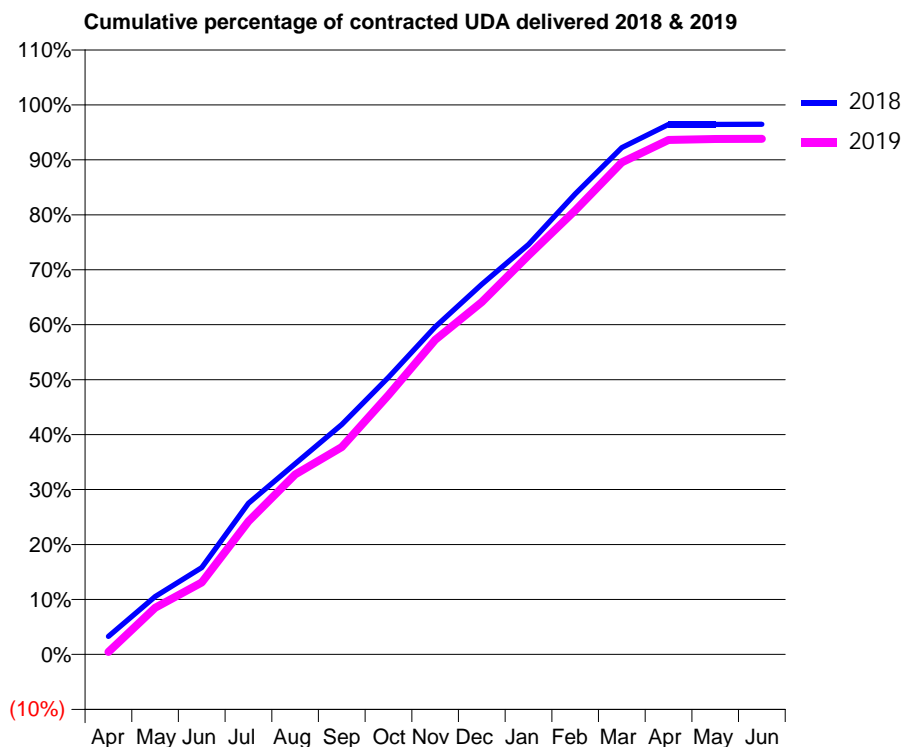
18/19 Contracted general activity (UDA)	21,992
Carry forward general activity (UDA)	773
18/19 Contracted orthodontic activity (UOA)	0
Carry forward orthodontic activity (UOA)	0
Baseline contract value	£678,528.49

### ACCESS\*

Patients seen in 24 months	Total	Change since previous quarter
Quarter ending March 2018	7,062	
Quarter ending June 2018	7,093	→
Quarter ending September 2018	7,067	→
Quarter ending December 2018	7,179	→
Quarter ending March 2019	7,221	→
<b>Variance since March 2018</b>	<b>2.3%</b>	<b>↑</b>



### ACTIVITY



Adjusted Scheduled Activity (UDA)		
Month	2018	2019
April	724	100
May	2,317	1,870
June	3,475	2,877
July	6,050	5,328
August	7,635	7,201
September	9,202	8,297
October	11,089	10,377
November	13,108	12,589
December	14,813	14,102
January	16,401	15,970
February	18,433	17,768
March	20,276	19,688
April	21,206	20,584
May	21,211	20,622
June	21,218	20,628

### QUALITY

	Quantity	Base Number	Contract	AT	Region	England
% of FP17s for the same patient ID Re-attending within 3 months - Children	227	2,867	7.9%	11.7%	12.3%	11.8%
% of FP17s for the same patient ID Re-attending within 3 months - Adults	1,622	8,461	19.2%	16.6%	15.9%	15.7%
% of FP17s for the same patient ID Re-attending between 3 & 9 months - Children	1,828	2,867	63.8%	58.1%	60.2%	58.9%
% of FP17s for the same patient ID Re-attending between 3 & 9 months - Adults	4,475	8,461	52.9%	51.8%	53.0%	50.8%
% of FP17s for Band 1 Urgent Courses	1,630	11,446	14.2%	9.7%	9.1%	9.1%
% of FP17s Relating to Free Repair or Replacements	120	11,446	1.0%	1.0%	1.0%	0.8%
% of FP17s Relating to Continuations	130	11,446	1.1%	1.1%	1.0%	0.9%
% of Patients satisfied with the dentistry they have received	1	1	N/A	93.5%	93.2%	92.5%
% of Patients satisfied with the time they had to wait for an appointment	1	1	N/A	89.3%	88.1%	87.0%

\* This is based on patients treated on this contract for their most recent course of treatment.

Figures in italics indicate the base number of FP17s or Patient Questionnaire responses are less than 100. N/A is shown where the base number of responses is less than 10 during the period. % is calculated as Quantity/Base number\*100

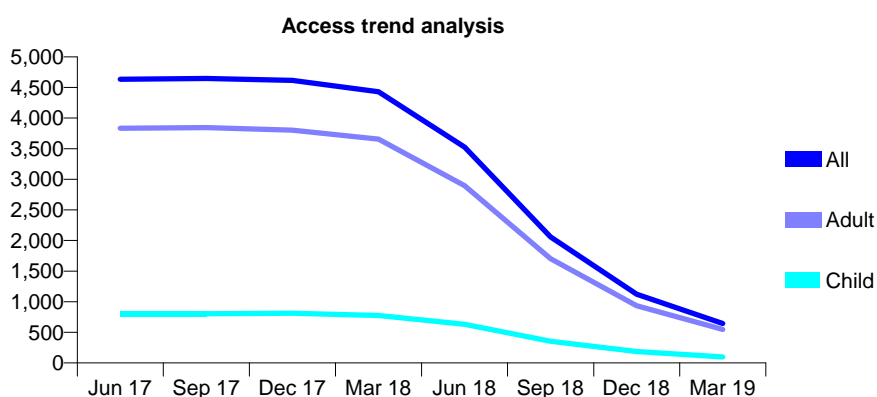
## Q44 - Vital Signs At a Glance Contract Report for 812366/0001 - Year end March 2019

Name or company name	Alsager Dental Care
Contract type name	GDS Contract
Purpose of contract	General
Contract start date	01/04/2006
Contract end date	30/04/2018

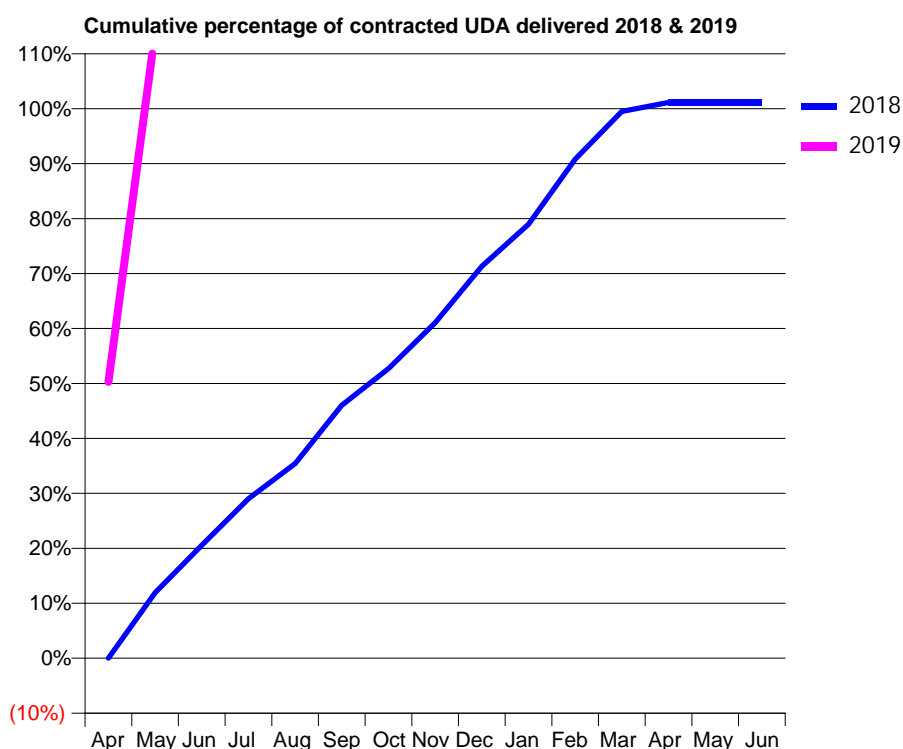
18/19 Contracted general activity (UDA)	917
Carry forward general activity (UDA)	0
18/19 Contracted orthodontic activity (UOA)	0
Carry forward orthodontic activity (UOA)	0
Baseline contract value	£20,880.63

### ACCESS\*

Patients seen in 24 months	Total	Change since previous quarter
Quarter ending March 2018	4,430	
Quarter ending June 2018	3,527	↓
Quarter ending September 2018	2,057	↓
Quarter ending December 2018	1,123	↓
Quarter ending March 2019	643	↓
<b>Variance since March 2018</b>	<b>(85.5%)</b>	<b>↓</b>



### ACTIVITY



Adjusted Scheduled Activity (UDA)		
Month	2018	2019
April	0	461
May	1,311	1,043
June	2,260	1,211
July	3,191	1,253
August	3,895	1,304
September	5,062	1,314
October	5,798	1,317
November	6,716	1,317
December	7,844	1,317
January	8,687	1,317
February	9,991	1,317
March	10,946	1,317
April	11,125	1,317
May	11,125	1,317
June	11,125	1,317

### QUALITY

	Quantity	Base Number	Contract	AT	Region	England
% of FP17s for the same patient ID Re-attending within 3 months - Children	3	123	2.4%	11.7%	12.3%	11.8%
% of FP17s for the same patient ID Re-attending within 3 months - Adults	86	666	12.9%	16.6%	15.9%	15.7%
% of FP17s for the same patient ID Re-attending between 3 & 9 months - Children	57	123	46.3%	58.1%	60.2%	58.9%
% of FP17s for the same patient ID Re-attending between 3 & 9 months - Adults	290	666	43.5%	51.8%	53.0%	50.8%
% of FP17s for Band 1 Urgent Courses	134	710	18.9%	9.7%	9.1%	9.1%
% of FP17s Relating to Free Repair or Replacements	0	710	0.0%	1.0%	1.0%	0.8%
% of FP17s Relating to Continuations	8	710	1.1%	1.1%	1.0%	0.9%
% of Patients satisfied with the dentistry they have received	2	2	N/A	93.5%	93.2%	92.5%
% of Patients satisfied with the time they had to wait for an appointment	2	2	N/A	89.3%	88.1%	87.0%

\* This is based on patients treated on this contract for their most recent course of treatment. Figures in italics indicate the base number of FP17s or Patient Questionnaire responses are less than 100. N/A is shown where the base number of responses is less than 10 during the period. % is calculated as Quantity/Base number\*100



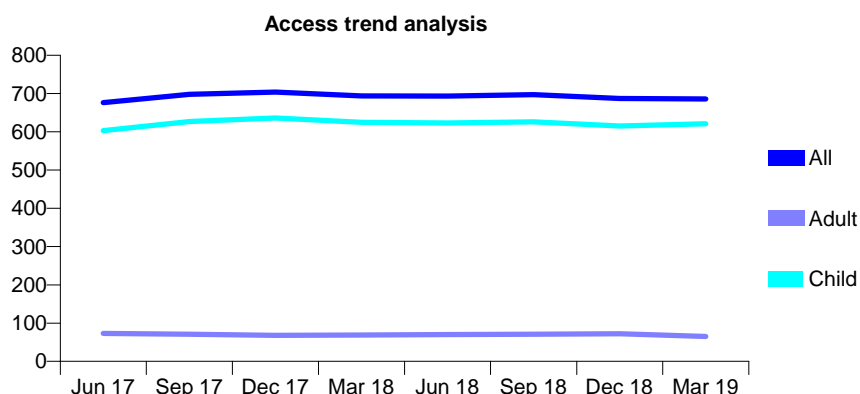
## Q44 - Vital Signs At a Glance Contract Report for 812528/0001 - Year end March 2019

Name or company name	MR PM DIGBY
Contract type name	GDS Contract
Purpose of contract	General
Contract start date	01/04/2006
Contract end date	

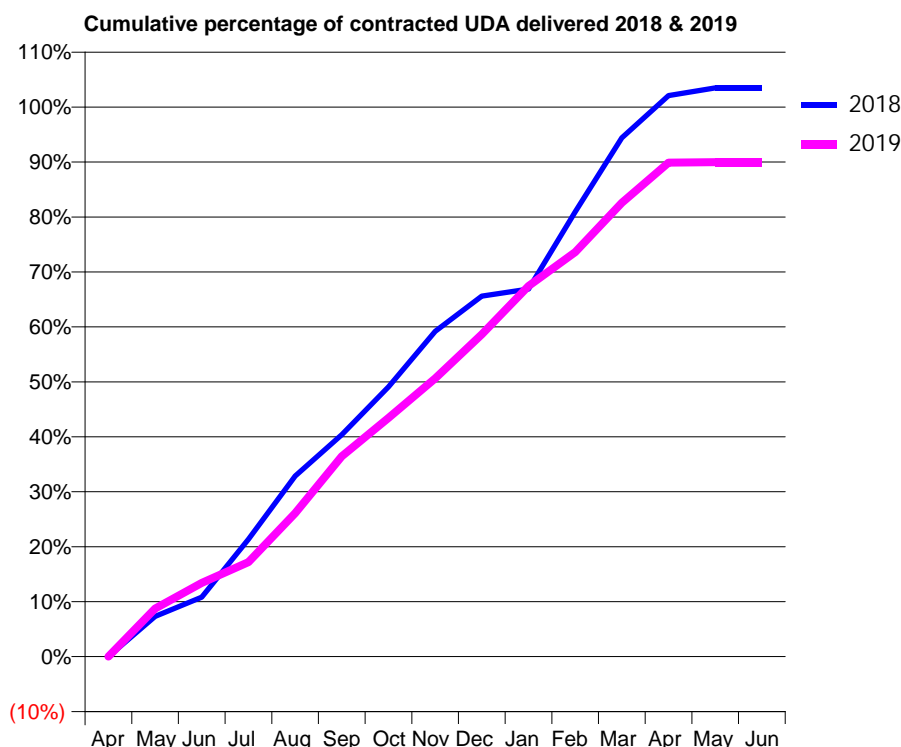
18/19 Contracted general activity (UDA)	1,600
Carry forward general activity (UDA)	0
18/19 Contracted orthodontic activity (UOA)	0
Carry forward orthodontic activity (UOA)	0
Baseline contract value	£37,372.22

### ACCESS\*

Patients seen in 24 months	Total	Change since previous quarter
Quarter ending March 2018	694	
Quarter ending June 2018	693	→
Quarter ending September 2018	697	→
Quarter ending December 2018	687	↓
Quarter ending March 2019	686	→
<b>Variance since March 2018</b>	<b>(1.2%)</b>	<b>↓</b>



### ACTIVITY



Adjusted Scheduled Activity (UDA)		
Month	2018	2019
April	0	0
May	105	140
June	155	215
July	305	275
August	469	417
September	577	583
October	701	695
November	845	810
December	937	938
January	955	1,079
February	1,156	1,178
March	1,348	1,321
April	1,458	1,438
May	1,478	1,439
June	1,478	1,439

### QUALITY

	Quantity	Base Number	Contract	AT	Region	England
% of FP17s for the same patient ID Re-attending within 3 months - Children	64	1,097	5.8%	11.7%	12.3%	11.8%
% of FP17s for the same patient ID Re-attending within 3 months - Adults	0	0	N/A	16.6%	15.9%	15.7%
% of FP17s for the same patient ID Re-attending between 3 & 9 months - Children	813	1,097	74.1%	58.1%	60.2%	58.9%
% of FP17s for the same patient ID Re-attending between 3 & 9 months - Adults	0	0	N/A	51.8%	53.0%	50.8%
% of FP17s for Band 1 Urgent Courses	42	1,082	3.9%	9.7%	9.1%	9.1%
% of FP17s Relating to Free Repair or Replacements	0	1,082	0.0%	1.0%	1.0%	0.8%
% of FP17s Relating to Continuations	0	1,082	0.0%	1.1%	1.0%	0.9%
% of Patients satisfied with the dentistry they have received	0	0	N/A	93.5%	93.2%	92.5%
% of Patients satisfied with the time they had to wait for an appointment	0	0	N/A	89.3%	88.1%	87.0%

\* This is based on patients treated on this contract for their most recent course of treatment.  
 Figures in italics indicate the base number of FP17s or Patient Questionnaire responses are less than 100. N/A is shown where the base number of responses is less than 10 during the period. % is calculated as Quantity/Base number\*100

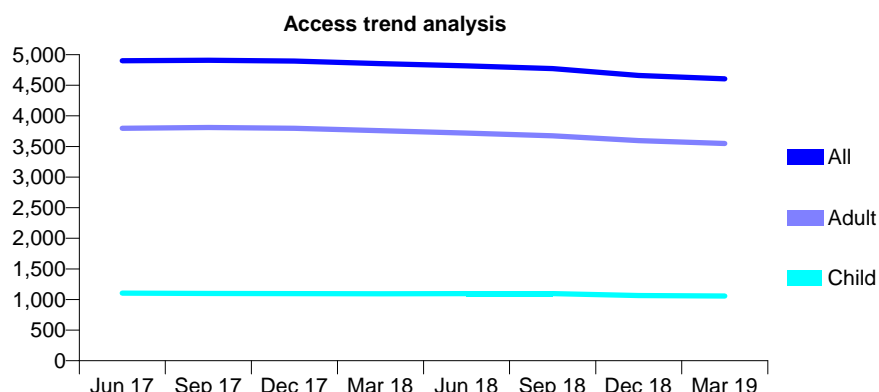
## Q44 - Vital Signs At a Glance Contract Report for 813397/0001 - Year end March 2019

Name or company name	MR MP MEREDITH
Contract type name	GDS Contract
Purpose of contract	General
Contract start date	01/04/2006
Contract end date	

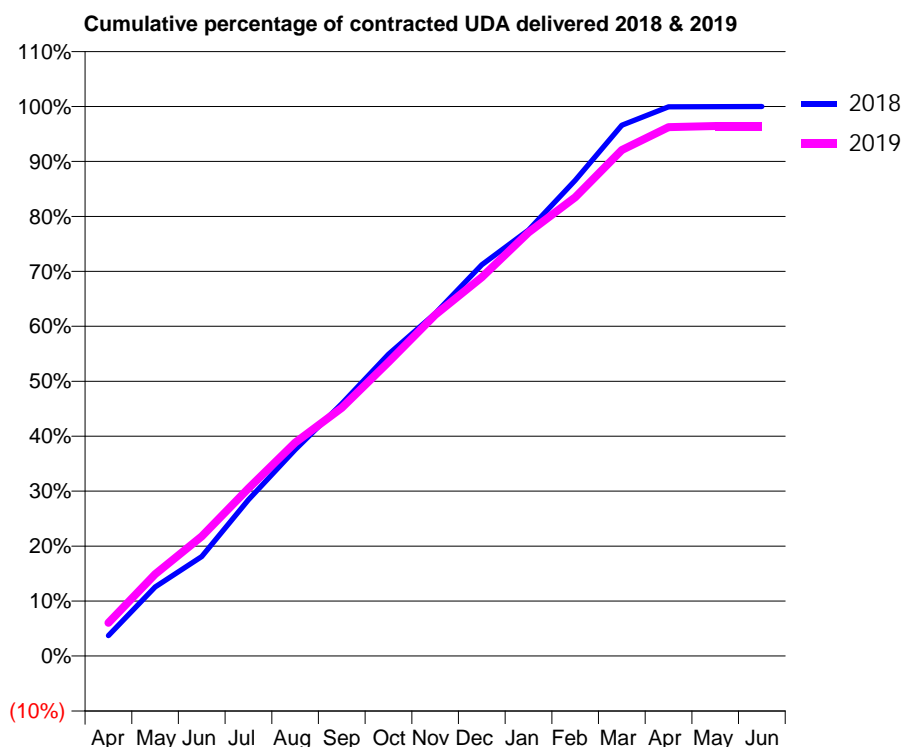
18/19 Contracted general activity (UDA)	13,200
Carry forward general activity (UDA)	0
18/19 Contracted orthodontic activity (UOA)	0
Carry forward orthodontic activity (UOA)	0
Baseline contract value	£358,729.03

### ACCESS\*

Patients seen in 24 months	Total	Change since previous quarter
Quarter ending March 2018	4,854	
Quarter ending June 2018	4,817	→
Quarter ending September 2018	4,772	→
Quarter ending December 2018	4,659	↓
Quarter ending March 2019	4,605	↓
<b>Variance since March 2018</b>	<b>(5.1%)</b>	<b>↓</b>



### ACTIVITY



Adjusted Scheduled Activity (UDA)		
Month	2018	2019
April	492	799
May	1,660	1,969
June	2,398	2,876
July	3,763	4,028
August	4,968	5,125
September	6,071	5,959
October	7,262	7,059
November	8,244	8,191
December	9,415	9,094
January	10,252	10,176
February	11,452	11,020
March	12,775	12,152
April	13,218	12,703
May	13,225	12,729
June	13,228	12,729

### QUALITY

	Quantity	Base Number	Contract	AT	Region	England
% of FP17s for the same patient ID Re-attending within 3 months - Children	244	1,809	13.5%	11.7%	12.3%	11.8%
% of FP17s for the same patient ID Re-attending within 3 months - Adults	1,056	5,645	18.7%	16.6%	15.9%	15.7%
% of FP17s for the same patient ID Re-attending between 3 & 9 months - Children	1,113	1,809	61.5%	58.1%	60.2%	58.9%
% of FP17s for the same patient ID Re-attending between 3 & 9 months - Adults	2,929	5,645	51.9%	51.8%	53.0%	50.8%
% of FP17s for Band 1 Urgent Courses	618	7,454	8.3%	9.7%	9.1%	9.1%
% of FP17s Relating to Free Repair or Replacements	85	7,454	1.1%	1.0%	1.0%	0.8%
% of FP17s Relating to Continuations	103	7,454	1.4%	1.1%	1.0%	0.9%
% of Patients satisfied with the dentistry they have received	1	2	N/A	93.5%	93.2%	92.5%
% of Patients satisfied with the time they had to wait for an appointment	2	2	N/A	89.3%	88.1%	87.0%

\* This is based on patients treated on this contract for their most recent course of treatment.

Figures in italics indicate the base number of FP17s or Patient Questionnaire responses are less than 100. N/A is shown where the base number of responses is less than 10 during the period. % is calculated as Quantity/Base number\*100

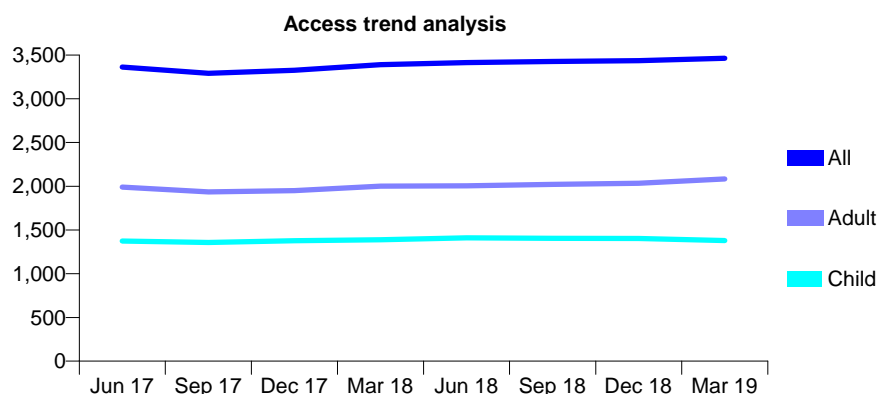
## Q44 - Vital Signs At a Glance Contract Report for 813540/0001 - Year end March 2019

Name or company name	MR PD SHERRARD
Contract type name	GDS Contract
Purpose of contract	General
Contract start date	01/04/2006
Contract end date	

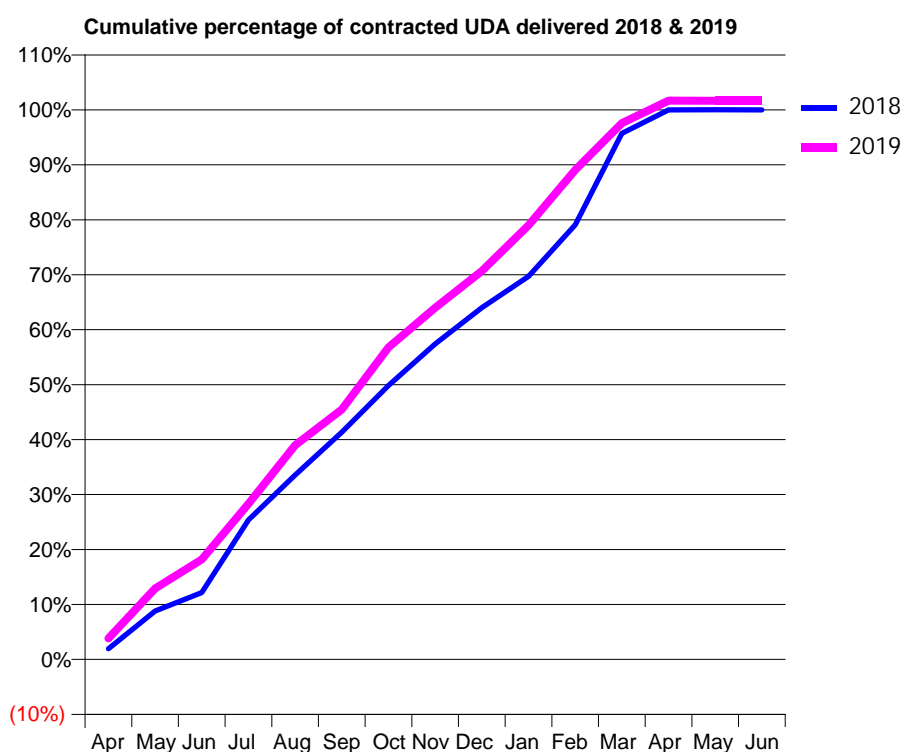
18/19 Contracted general activity (UDA)	9,000
Carry forward general activity (UDA)	0
18/19 Contracted orthodontic activity (UOA)	0
Carry forward orthodontic activity (UOA)	0
Baseline contract value	£267,335.90

### ACCESS\*

Patients seen in 24 months	Total	Change since previous quarter
Quarter ending March 2018	3,391	
Quarter ending June 2018	3,414	→
Quarter ending September 2018	3,428	→
Quarter ending December 2018	3,436	→
Quarter ending March 2019	3,463	→
<b>Variance since March 2018</b>	<b>2.1%</b>	<b>↑</b>



### ACTIVITY



Adjusted Scheduled Activity (UDA)		
Month	2018	2019
April	178	344
May	804	1,162
June	1,110	1,637
July	2,318	2,550
August	3,065	3,508
September	3,774	4,092
October	4,551	5,109
November	5,240	5,761
December	5,841	6,361
January	6,362	7,109
February	7,216	8,016
March	8,737	8,780
April	9,127	9,151
May	9,129	9,147
June	9,127	9,147

### QUALITY

	Quantity	Base Number	Contract	AT	Region	England
% of FP17s for the same patient ID Re-attending within 3 months - Children	140	1,852	7.6%	11.7%	12.3%	11.8%
% of FP17s for the same patient ID Re-attending within 3 months - Adults	356	2,280	15.6%	16.6%	15.9%	15.7%
% of FP17s for the same patient ID Re-attending between 3 & 9 months - Children	1,022	1,852	55.2%	58.1%	60.2%	58.9%
% of FP17s for the same patient ID Re-attending between 3 & 9 months - Adults	849	2,280	37.2%	51.8%	53.0%	50.8%
% of FP17s for Band 1 Urgent Courses	512	4,167	12.3%	9.7%	9.1%	9.1%
% of FP17s Relating to Free Repair or Replacements	8	4,167	0.2%	1.0%	1.0%	0.8%
% of FP17s Relating to Continuations	22	4,167	0.5%	1.1%	1.0%	0.9%
% of Patients satisfied with the dentistry they have received	4	4	N/A	93.5%	93.2%	92.5%
% of Patients satisfied with the time they had to wait for an appointment	4	4	N/A	89.3%	88.1%	87.0%

\* This is based on patients treated on this contract for their most recent course of treatment.

Figures in italics indicate the base number of FP17s or Patient Questionnaire responses are less than 100. N/A is shown where the base number of responses is less than 10 during the period. % is calculated as Quantity/Base number\*100

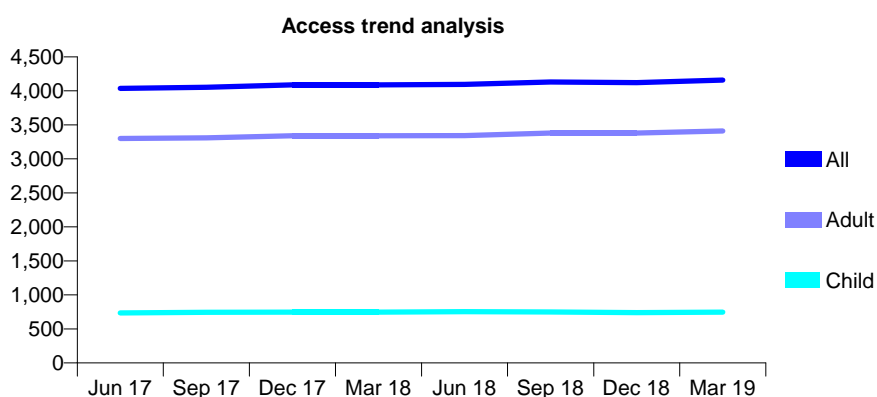
## Q44 - Vital Signs At a Glance Contract Report for 815489/0001 - Year end March 2019

Name or company name	MR JS HIBBERT
Contract type name	GDS Contract
Purpose of contract	General
Contract start date	01/04/2006
Contract end date	

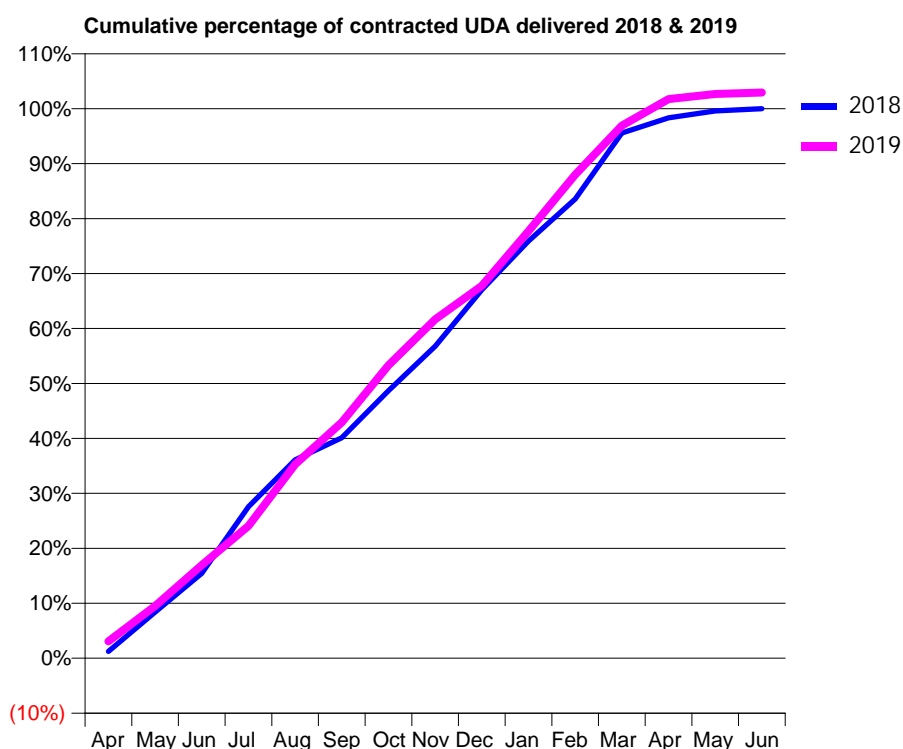
18/19 Contracted general activity (UDA)	11,380
Carry forward general activity (UDA)	0
18/19 Contracted orthodontic activity (UOA)	0
Carry forward orthodontic activity (UOA)	0
Baseline contract value	£332,374.00

### ACCESS\*

Patients seen in 24 months	Total	Change since previous quarter
Quarter ending March 2018	4,087	
Quarter ending June 2018	4,096	→
Quarter ending September 2018	4,130	→
Quarter ending December 2018	4,120	→
Quarter ending March 2019	4,159	→
<b>Variance since March 2018</b>	<b>1.8%</b>	<b>→</b>



### ACTIVITY



Adjusted Scheduled Activity (UDA)		
Month	2018	2019
April	145	350
May	982	1,082
June	1,803	1,929
July	3,217	2,739
August	4,211	4,014
September	4,681	4,883
October	5,679	6,065
November	6,623	7,019
December	7,818	7,710
January	8,853	8,843
February	9,747	10,016
March	11,150	11,027
April	11,469	11,577
May	11,616	11,683
June	11,665	11,715

### QUALITY

	Quantity	Base Number	Contract	AT	Region	England
% of FP17s for the same patient ID Re-attending within 3 months - Children	82	1,141	7.2%	11.7%	12.3%	11.8%
% of FP17s for the same patient ID Re-attending within 3 months - Adults	550	4,259	12.9%	16.6%	15.9%	15.7%
% of FP17s for the same patient ID Re-attending between 3 & 9 months - Children	710	1,141	62.2%	58.1%	60.2%	58.9%
% of FP17s for the same patient ID Re-attending between 3 & 9 months - Adults	1,696	4,259	39.8%	51.8%	53.0%	50.8%
% of FP17s for Band 1 Urgent Courses	542	5,458	9.9%	9.7%	9.1%	9.1%
% of FP17s Relating to Free Repair or Replacements	35	5,458	0.6%	1.0%	1.0%	0.8%
% of FP17s Relating to Continuations	78	5,458	1.4%	1.1%	1.0%	0.9%
% of Patients satisfied with the dentistry they have received	3	3	N/A	93.5%	93.2%	92.5%
% of Patients satisfied with the time they had to wait for an appointment	3	3	N/A	89.3%	88.1%	87.0%

\* This is based on patients treated on this contract for their most recent course of treatment. Figures in italics indicate the base number of FP17s or Patient Questionnaire responses are less than 100. N/A is shown where the base number of responses is less than 10 during the period. % is calculated as Quantity/Base number\*100

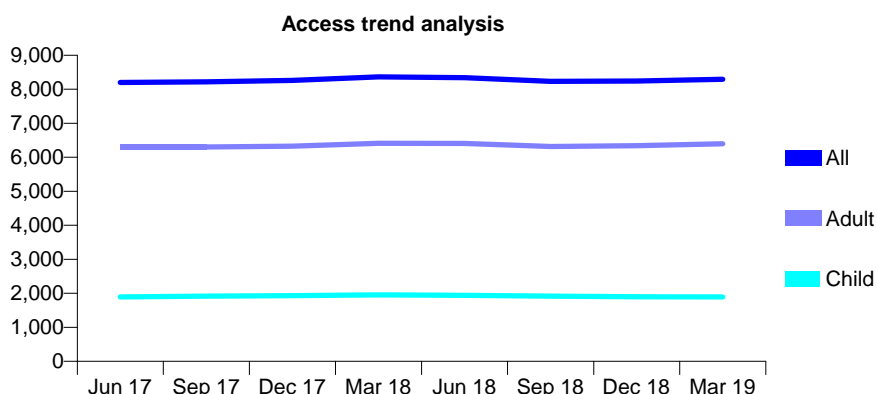
## Q44 - Vital Signs At a Glance Contract Report for 826588/0001 - Year end March 2019

Name or company name	MR MA SIMPSON
Contract type name	GDS Contract
Purpose of contract	General
Contract start date	01/04/2006
Contract end date	

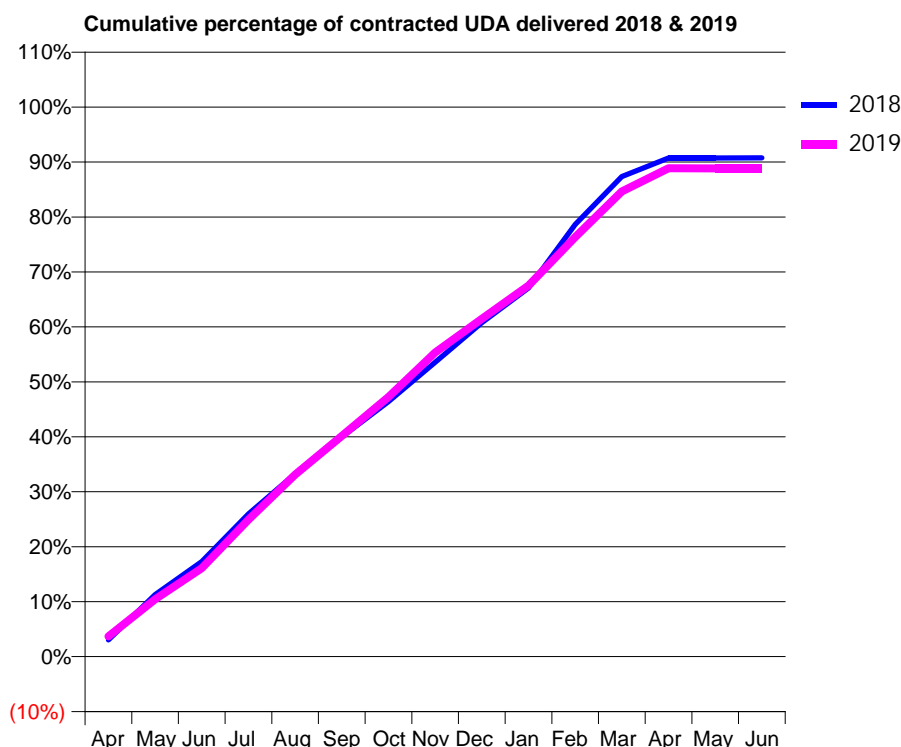
18/19 Contracted general activity (UDA)	22,295
Carry forward general activity (UDA)	0
18/19 Contracted orthodontic activity (UOA)	0
Carry forward orthodontic activity (UOA)	0
Baseline contract value	£572,341.82

### ACCESS\*

Patients seen in 24 months	Total	Change since previous quarter
Quarter ending March 2018	8,361	
Quarter ending June 2018	8,343	→
Quarter ending September 2018	8,235	↓
Quarter ending December 2018	8,240	→
Quarter ending March 2019	8,294	→
<b>Variance since March 2018</b>	<b>(0.8%)</b>	<b>→</b>



### ACTIVITY



Adjusted Scheduled Activity (UDA)		
Month	2018	2019
April	681	827
May	2,520	2,327
June	3,857	3,588
July	5,793	5,554
August	7,419	7,389
September	8,915	8,949
October	10,346	10,539
November	11,942	12,340
December	13,545	13,703
January	14,956	15,055
February	17,531	17,022
March	19,476	18,872
April	20,228	19,809
May	20,229	19,806
June	20,230	19,806

### QUALITY

	Quantity	Base Number	Contract	AT	Region	England
% of FP17s for the same patient ID Re-attending within 3 months - Children	217	2,882	7.5%	11.7%	12.3%	11.8%
% of FP17s for the same patient ID Re-attending within 3 months - Adults	1,206	8,818	13.7%	16.6%	15.9%	15.7%
% of FP17s for the same patient ID Re-attending between 3 & 9 months - Children	1,830	2,882	63.5%	58.1%	60.2%	58.9%
% of FP17s for the same patient ID Re-attending between 3 & 9 months - Adults	4,739	8,818	53.7%	51.8%	53.0%	50.8%
% of FP17s for Band 1 Urgent Courses	1,635	11,793	13.9%	9.7%	9.1%	9.1%
% of FP17s Relating to Free Repair or Replacements	130	11,793	1.1%	1.0%	1.0%	0.8%
% of FP17s Relating to Continuations	109	11,793	0.9%	1.1%	1.0%	0.9%
% of Patients satisfied with the dentistry they have received	6	6	N/A	93.5%	93.2%	92.5%
% of Patients satisfied with the time they had to wait for an appointment	6	6	N/A	89.3%	88.1%	87.0%

\* This is based on patients treated on this contract for their most recent course of treatment.  
 Figures in *italics* indicate the base number of FP17s or Patient Questionnaire responses are less than 100. N/A is shown where the base number of responses is less than 10 during the period. % is calculated as Quantity/Base number\*100

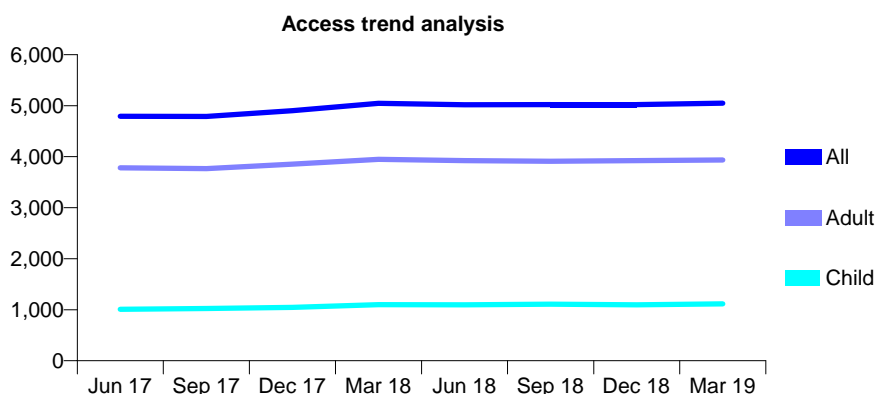
## Q44 - Vital Signs At a Glance Contract Report for 826588/0002 - Year end March 2019

Name or company name	MR MA SIMPSON
Contract type name	GDS Contract
Purpose of contract	General
Contract start date	01/07/2007
Contract end date	

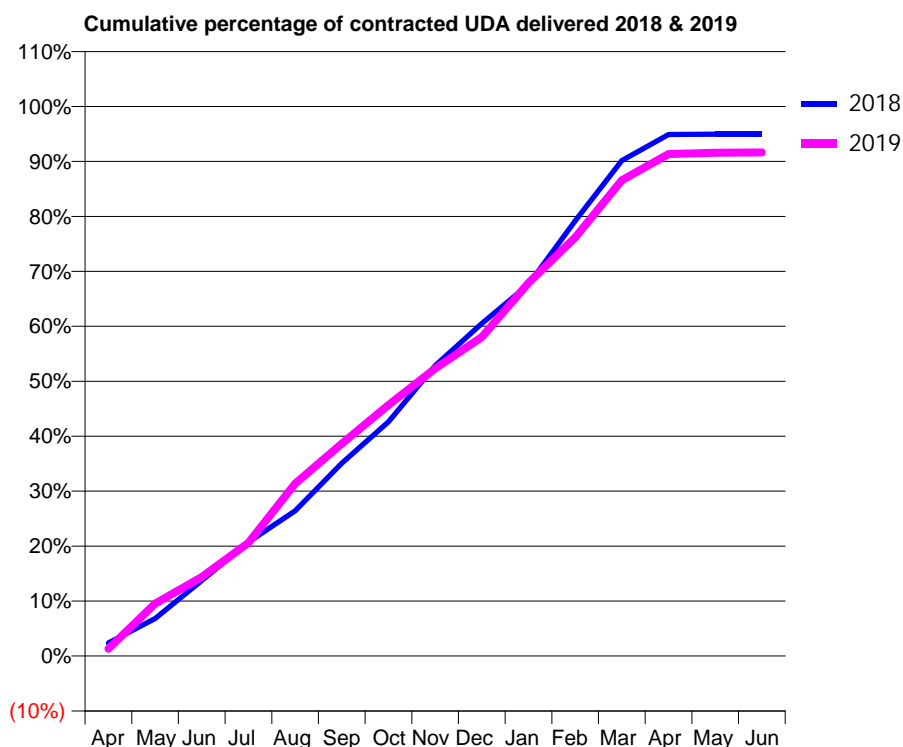
18/19 Contracted general activity (UDA)	15,392
Carry forward general activity (UDA)	0
18/19 Contracted orthodontic activity (UOA)	0
Carry forward orthodontic activity (UOA)	0
Baseline contract value	£369,413.86

### ACCESS\*

Patients seen in 24 months	Total	Change since previous quarter
Quarter ending March 2018	5,047	
Quarter ending June 2018	5,019	→
Quarter ending September 2018	5,020	→
Quarter ending December 2018	5,020	→
Quarter ending March 2019	5,049	→
<b>Variance since March 2018</b>	<b>0.0%</b>	<b>→</b>



### ACTIVITY



Adjusted Scheduled Activity (UDA)		
Month	2018	2019
April	369	203
May	1,051	1,470
June	2,112	2,215
July	3,189	3,172
August	4,069	4,830
September	5,398	5,946
October	6,559	7,031
November	8,135	8,052
December	9,315	8,934
January	10,408	10,453
February	12,188	11,723
March	13,874	13,326
April	14,608	14,058
May	14,614	14,093
June	14,615	14,104

### QUALITY

	Quantity	Base Number	Contract	AT	Region	England
% of FP17s for the same patient ID Re-attending within 3 months - Children	133	1,774	7.5%	11.7%	12.3%	11.8%
% of FP17s for the same patient ID Re-attending within 3 months - Adults	779	5,652	13.8%	16.6%	15.9%	15.7%
% of FP17s for the same patient ID Re-attending between 3 & 9 months - Children	1,188	1,774	67.0%	58.1%	60.2%	58.9%
% of FP17s for the same patient ID Re-attending between 3 & 9 months - Adults	3,430	5,652	60.7%	51.8%	53.0%	50.8%
% of FP17s for Band 1 Urgent Courses	780	7,428	10.5%	9.7%	9.1%	9.1%
% of FP17s Relating to Free Repair or Replacements	32	7,428	0.4%	1.0%	1.0%	0.8%
% of FP17s Relating to Continuations	67	7,428	0.9%	1.1%	1.0%	0.9%
% of Patients satisfied with the dentistry they have received	5	5	N/A	93.5%	93.2%	92.5%
% of Patients satisfied with the time they had to wait for an appointment	5	5	N/A	89.3%	88.1%	87.0%

\* This is based on patients treated on this contract for their most recent course of treatment.

Figures in italics indicate the base number of FP17s or Patient Questionnaire responses are less than 100. N/A is shown where the base number of responses is less than 10 during the period. % is calculated as Quantity/Base number\*100

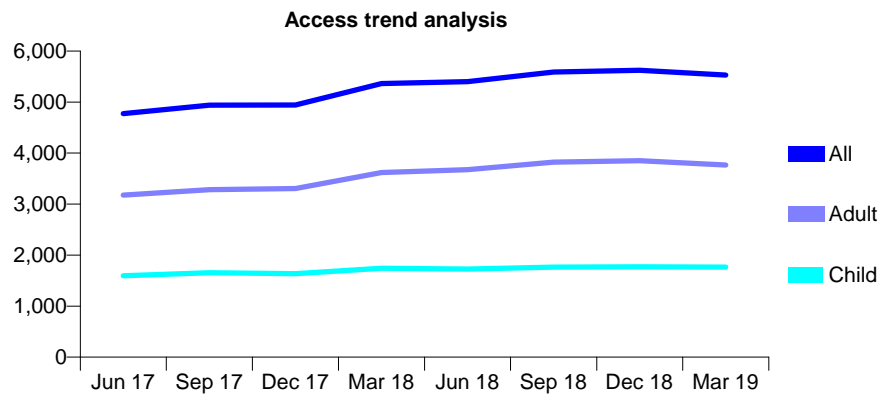
## Q44 - Vital Signs At a Glance Contract Report for 840777/0001 - Year end March 2019

Name or company name	Oaklands Dental Care
Contract type name	GDS Contract
Purpose of contract	General
Contract start date	01/04/2006
Contract end date	

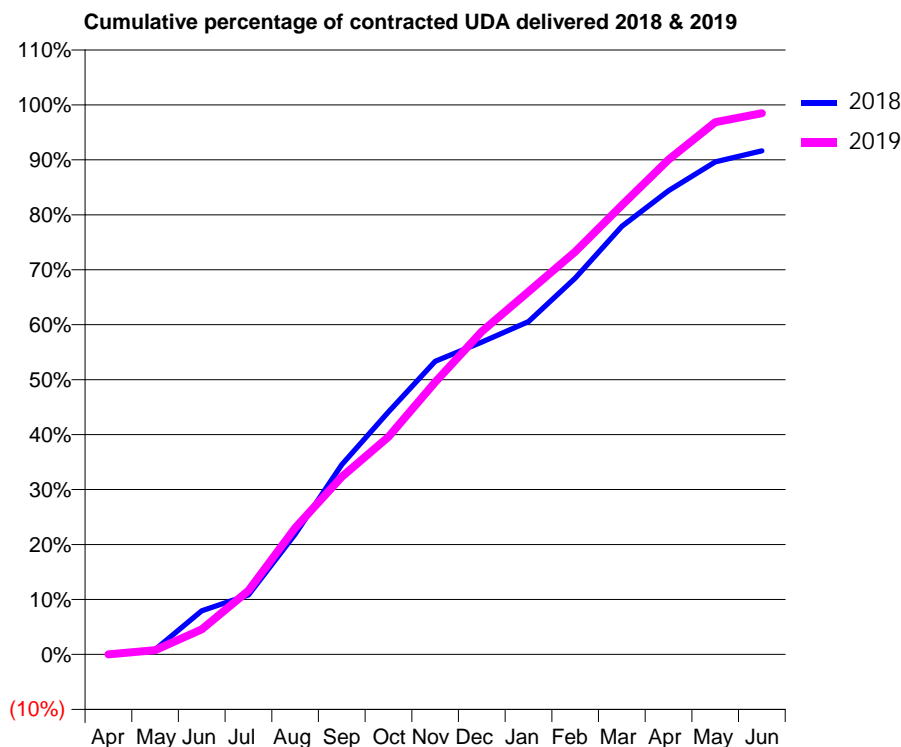
18/19 Contracted general activity (UDA)	14,752
Carry forward general activity (UDA)	0
18/19 Contracted orthodontic activity (UOA)	0
Carry forward orthodontic activity (UOA)	0
Baseline contract value	£360,105.18

### ACCESS\*

Patients seen in 24 months	Total	Change since previous quarter
Quarter ending March 2018	5,363	
Quarter ending June 2018	5,401	→
Quarter ending September 2018	5,589	↑
Quarter ending December 2018	5,623	→
Quarter ending March 2019	5,531	↓
<b>Variance since March 2018</b>	<b>3.1%</b>	<b>↑</b>



### ACTIVITY



Adjusted Scheduled Activity (UDA)		
Month	2018	2019
April	0	0
May	131	111
June	1,171	673
July	1,599	1,712
August	3,231	3,394
September	5,092	4,765
October	6,509	5,839
November	7,869	7,308
December	8,386	8,667
January	8,933	9,740
February	10,101	10,812
March	11,491	12,057
April	12,448	13,280
May	13,222	14,286
June	13,516	14,529

### QUALITY

	Quantity	Base Number	Contract	AT	Region	England
% of FP17s for the same patient ID Re-attending within 3 months - Children	260	2,650	9.8%	11.7%	12.3%	11.8%
% of FP17s for the same patient ID Re-attending within 3 months - Adults	1,046	5,540	18.9%	16.6%	15.9%	15.7%
% of FP17s for the same patient ID Re-attending between 3 & 9 months - Children	1,543	2,650	58.2%	58.1%	60.2%	58.9%
% of FP17s for the same patient ID Re-attending between 3 & 9 months - Adults	2,797	5,540	50.5%	51.8%	53.0%	50.8%
% of FP17s for Band 1 Urgent Courses	681	8,715	7.8%	9.7%	9.1%	9.1%
% of FP17s Relating to Free Repair or Replacements	110	8,715	1.3%	1.0%	1.0%	0.8%
% of FP17s Relating to Continuations	255	8,715	2.9%	1.1%	1.0%	0.9%
% of Patients satisfied with the dentistry they have received	2	2	N/A	93.5%	93.2%	92.5%
% of Patients satisfied with the time they had to wait for an appointment	2	2	N/A	89.3%	88.1%	87.0%

\* This is based on patients treated on this contract for their most recent course of treatment. Figures in italics indicate the base number of FP17s or Patient Questionnaire responses are less than 100. N/A is shown where the base number of responses is less than 10 during the period. % is calculated as Quantity/Base number\*100



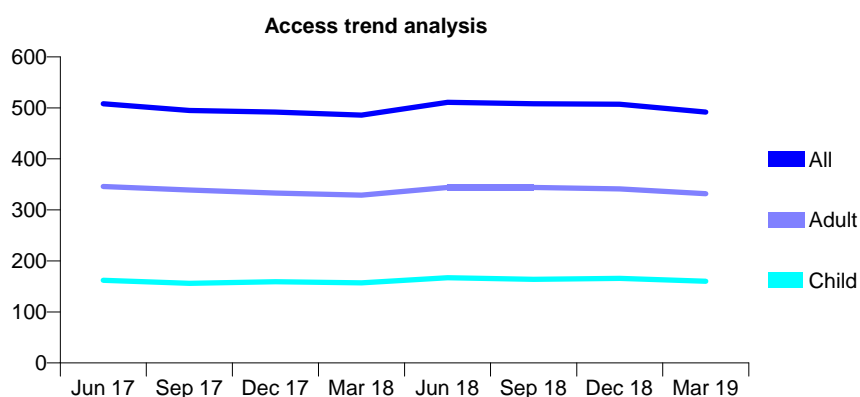
## Q44 - Vital Signs At a Glance Contract Report for 843970/0001 - Year end March 2019

Name or company name	MR DM FAGAN-DOUGLAS
Contract type name	GDS Contract
Purpose of contract	General
Contract start date	01/06/2008
Contract end date	

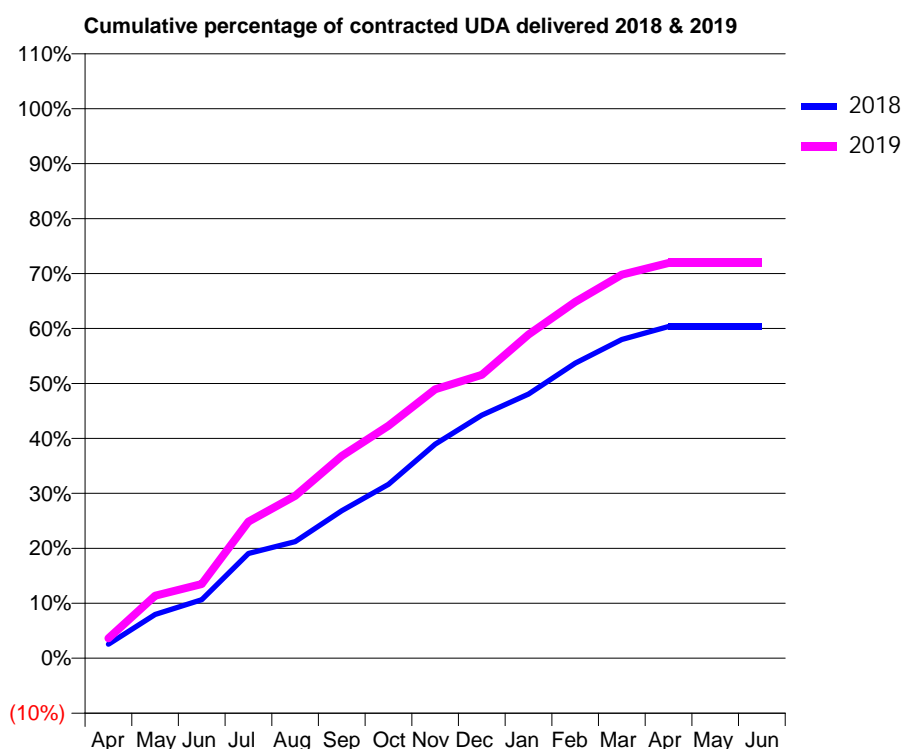
18/19 Contracted general activity (UDA)	2,352
Carry forward general activity (UDA)	0
18/19 Contracted orthodontic activity (UOA)	0
Carry forward orthodontic activity (UOA)	0
Baseline contract value	£60,553.99

### ACCESS\*

Patients seen in 24 months	Total	Change since previous quarter
Quarter ending March 2018	486	
Quarter ending June 2018	511	↑
Quarter ending September 2018	508	→
Quarter ending December 2018	507	→
Quarter ending March 2019	492	↓
<b>Variance since March 2018</b>	<b>1.2%</b>	<b>→</b>



### ACTIVITY



Adjusted Scheduled Activity (UDA)		
Month	2018	2019
April	60	85
May	187	267
June	250	317
July	448	585
August	499	695
September	631	866
October	744	995
November	917	1,151
December	1,040	1,213
January	1,130	1,386
February	1,263	1,525
March	1,364	1,641
April	1,420	1,691
May	1,420	1,691
June	1,420	1,691

### QUALITY

	Quantity	Base Number	Contract	AT	Region	England
% of FP17s for the same patient ID Re-attending within 3 months - Children	13	225	5.8%	11.7%	12.3%	11.8%
% of FP17s for the same patient ID Re-attending within 3 months - Adults	107	533	20.1%	16.6%	15.9%	15.7%
% of FP17s for the same patient ID Re-attending between 3 & 9 months - Children	120	225	53.3%	58.1%	60.2%	58.9%
% of FP17s for the same patient ID Re-attending between 3 & 9 months - Adults	281	533	52.7%	51.8%	53.0%	50.8%
% of FP17s for Band 1 Urgent Courses	36	761	4.7%	9.7%	9.1%	9.1%
% of FP17s Relating to Free Repair or Replacements	13	761	1.7%	1.0%	1.0%	0.8%
% of FP17s Relating to Continuations	16	761	2.1%	1.1%	1.0%	0.9%
% of Patients satisfied with the dentistry they have received	0	0	N/A	93.5%	93.2%	92.5%
% of Patients satisfied with the time they had to wait for an appointment	0	0	N/A	89.3%	88.1%	87.0%

\* This is based on patients treated on this contract for their most recent course of treatment.

Figures in italics indicate the base number of FP17s or Patient Questionnaire responses are less than 100. N/A is shown where the base number of responses is less than 10 during the period. % is calculated as Quantity/Base number\*100

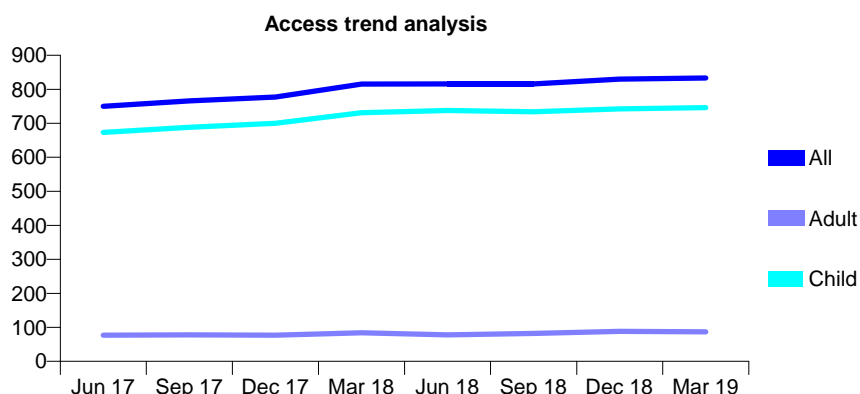
## Q44 - Vital Signs At a Glance Contract Report for 859893/0001 - Year end March 2019

Name or company name	MR CP CALDWELL
Contract type name	PDS Contract
Purpose of contract	General
Contract start date	01/04/2008
Contract end date	31/03/2020

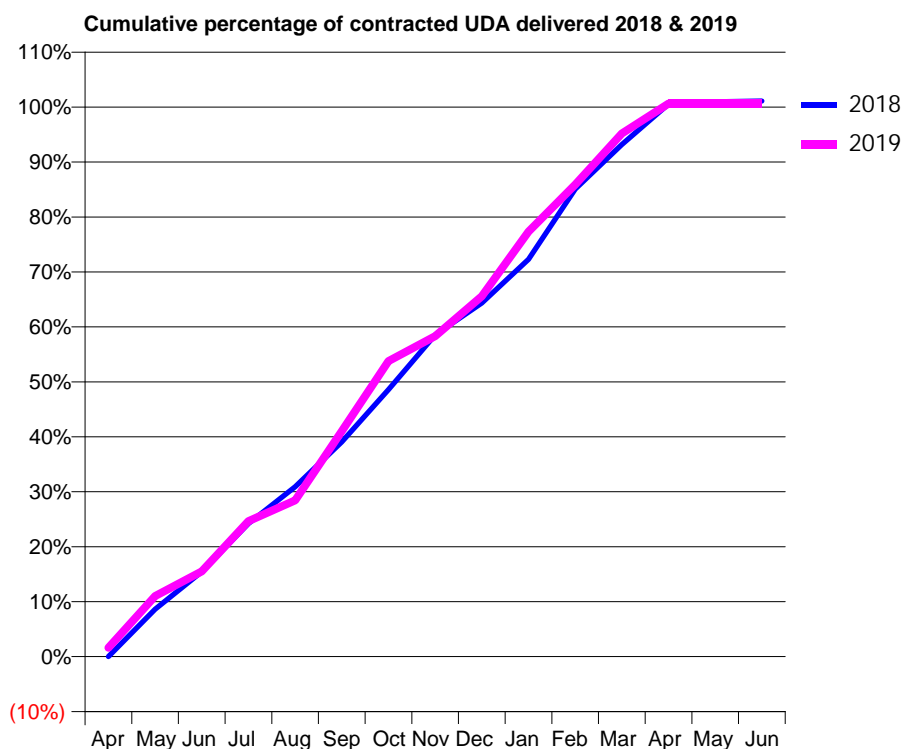
18/19 Contracted general activity (UDA)	1,480
Carry forward general activity (UDA)	0
18/19 Contracted orthodontic activity (UOA)	0
Carry forward orthodontic activity (UOA)	0
Baseline contract value	£35,523.91

### ACCESS\*

Patients seen in 24 months	Total	Change since previous quarter
Quarter ending March 2018	815	
Quarter ending June 2018	816	→
Quarter ending September 2018	816	→
Quarter ending December 2018	830	→
Quarter ending March 2019	833	→
<b>Variance since March 2018</b>	<b>2.2%</b>	<b>↑</b>



### ACTIVITY



Adjusted Scheduled Activity (UDA)		
Month	2018	2019
April	0	24
May	130	163
June	233	230
July	366	365
August	467	421
September	589	607
October	733	796
November	884	863
December	971	970
January	1,091	1,144
February	1,284	1,271
March	1,406	1,409
April	1,517	1,489
May	1,523	1,489
June	1,526	1,489

### QUALITY

	Quantity	Base Number	Contract	AT	Region	England
% of FP17s for the same patient ID Re-attending within 3 months - Children	83	1,067	7.8%	11.7%	12.3%	11.8%
% of FP17s for the same patient ID Re-attending within 3 months - Adults	3	39	7.7%	16.6%	15.9%	15.7%
% of FP17s for the same patient ID Re-attending between 3 & 9 months - Children	635	1,067	59.5%	58.1%	60.2%	58.9%
% of FP17s for the same patient ID Re-attending between 3 & 9 months - Adults	22	39	56.4%	51.8%	53.0%	50.8%
% of FP17s for Band 1 Urgent Courses	71	1,091	6.5%	9.7%	9.1%	9.1%
% of FP17s Relating to Free Repair or Replacements	0	1,091	0.0%	1.0%	1.0%	0.8%
% of FP17s Relating to Continuations	0	1,091	0.0%	1.1%	1.0%	0.9%
% of Patients satisfied with the dentistry they have received	0	0	N/A	93.5%	93.2%	92.5%
% of Patients satisfied with the time they had to wait for an appointment	0	0	N/A	89.3%	88.1%	87.0%

\* This is based on patients treated on this contract for their most recent course of treatment.  
 Figures in *italics* indicate the base number of FP17s or Patient Questionnaire responses are less than 100. N/A is shown where the base number of responses is less than 10 during the period. % is calculated as Quantity/Base number\*100

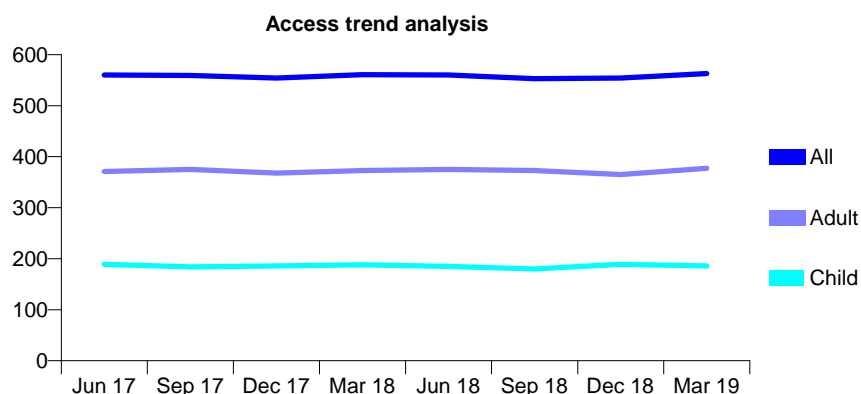
## Q44 - Vital Signs At a Glance Contract Report for 861928/0001 - Year end March 2019

Name or company name	MR PA FARRELL
Contract type name	GDS Contract
Purpose of contract	General
Contract start date	01/10/2006
Contract end date	

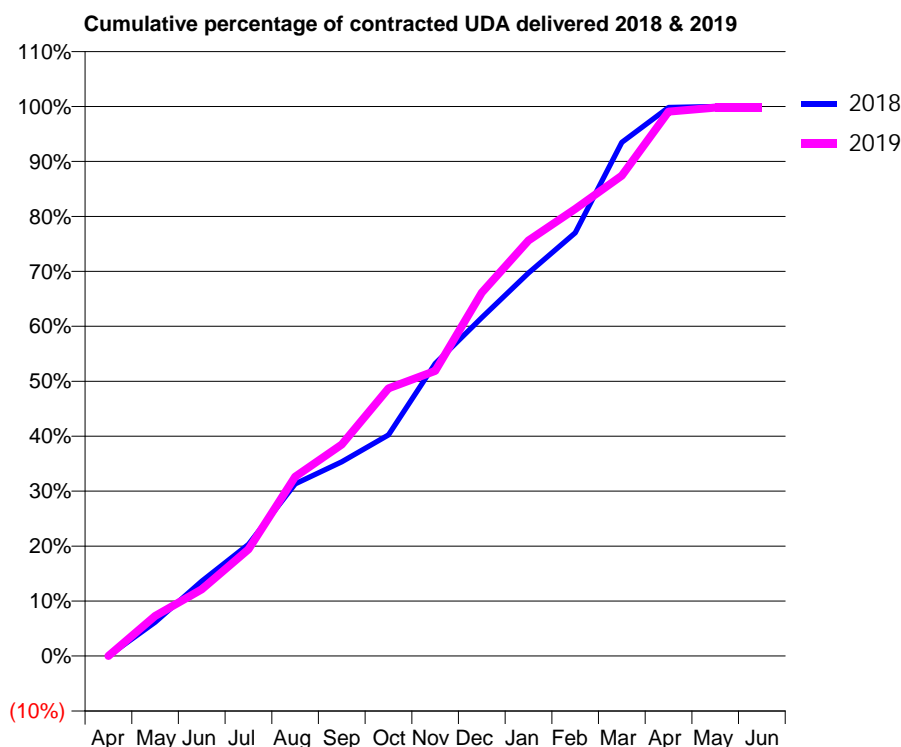
18/19 Contracted general activity (UDA)	1,081
Carry forward general activity (UDA)	0
18/19 Contracted orthodontic activity (UOA)	0
Carry forward orthodontic activity (UOA)	0
Baseline contract value	£30,084.63

### ACCESS\*

Patients seen in 24 months	Total	Change since previous quarter
Quarter ending March 2018	561	
Quarter ending June 2018	560	→
Quarter ending September 2018	553	↓
Quarter ending December 2018	554	→
Quarter ending March 2019	563	→
<b>Variance since March 2018</b>	<b>0.4%</b>	<b>→</b>



### ACTIVITY



Adjusted Scheduled Activity (UDA)		
Month	2018	2019
April	0	0
May	67	79
June	148	131
July	221	210
August	341	353
September	385	416
October	438	527
November	580	561
December	671	715
January	759	817
February	839	879
March	1,018	945
April	1,087	1,071
May	1,089	1,079
June	1,089	1,079

### QUALITY

	Quantity	Base Number	Contract	AT	Region	England
% of FP17s for the same patient ID Re-attending within 3 months - Children	11	243	4.5%	11.7%	12.3%	11.8%
% of FP17s for the same patient ID Re-attending within 3 months - Adults	45	468	9.6%	16.6%	15.9%	15.7%
% of FP17s for the same patient ID Re-attending between 3 & 9 months - Children	131	243	53.9%	58.1%	60.2%	58.9%
% of FP17s for the same patient ID Re-attending between 3 & 9 months - Adults	286	468	61.1%	51.8%	53.0%	50.8%
% of FP17s for Band 1 Urgent Courses	54	750	7.2%	9.7%	9.1%	9.1%
% of FP17s Relating to Free Repair or Replacements	5	750	0.7%	1.0%	1.0%	0.8%
% of FP17s Relating to Continuations	0	750	0.0%	1.1%	1.0%	0.9%
% of Patients satisfied with the dentistry they have received	0	0	N/A	93.5%	93.2%	92.5%
% of Patients satisfied with the time they had to wait for an appointment	0	0	N/A	89.3%	88.1%	87.0%

\* This is based on patients treated on this contract for their most recent course of treatment.

Figures in italics indicate the base number of FP17s or Patient Questionnaire responses are less than 100. N/A is shown where the base number of responses is less than 10 during the period. % is calculated as Quantity/Base number\*100

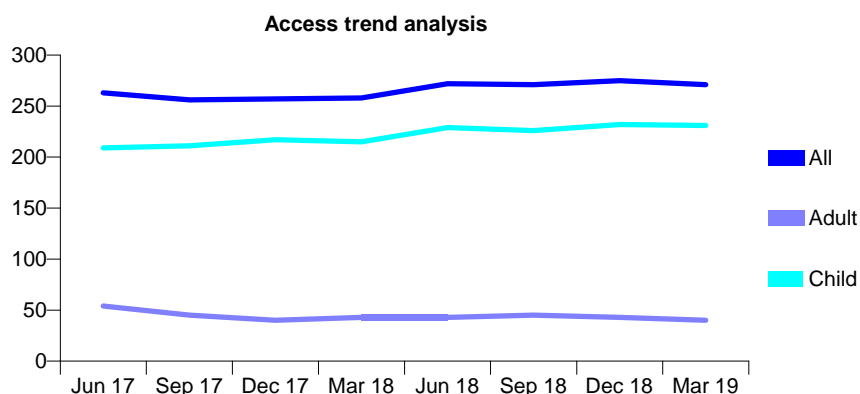
## Q44 - Vital Signs At a Glance Contract Report for 906875/0001 - Year end March 2019

Name or company name	MR NP SMITH
Contract type name	GDS Contract
Purpose of contract	General
Contract start date	01/04/2006
Contract end date	

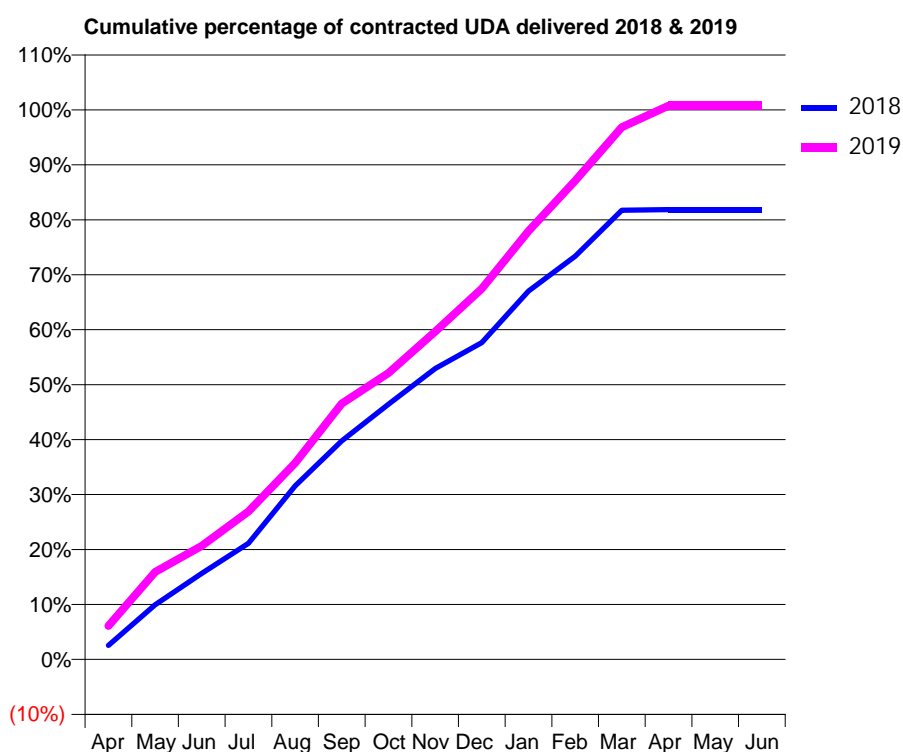
18/19 Contracted general activity (UDA)	1,100
Carry forward general activity (UDA)	0
18/19 Contracted orthodontic activity (UOA)	0
Carry forward orthodontic activity (UOA)	0
Baseline contract value	£24,004.72

### ACCESS\*

Patients seen in 24 months	Total	Change since previous quarter
Quarter ending March 2018	258	
Quarter ending June 2018	272	↑
Quarter ending September 2018	271	→
Quarter ending December 2018	275	→
Quarter ending March 2019	271	↓
<b>Variance since March 2018</b>	<b>5.0%</b>	<b>↑</b>



### ACTIVITY



Adjusted Scheduled Activity (UDA)		
Month	2018	2019
April	28	67
May	109	175
June	172	227
July	232	296
August	347	393
September	437	512
October	511	573
November	582	656
December	634	742
January	737	857
February	807	958
March	899	1,065
April	900	1,108
May	900	1,108
June	900	1,108

### QUALITY

	Quantity	Base Number	Contract	AT	Region	England
% of FP17s for the same patient ID Re-attending within 3 months - Children	19	419	4.5%	11.7%	12.3%	11.8%
% of FP17s for the same patient ID Re-attending within 3 months - Adults	1	23	4.3%	16.6%	15.9%	15.7%
% of FP17s for the same patient ID Re-attending between 3 & 9 months - Children	300	419	71.6%	58.1%	60.2%	58.9%
% of FP17s for the same patient ID Re-attending between 3 & 9 months - Adults	17	23	73.9%	51.8%	53.0%	50.8%
% of FP17s for Band 1 Urgent Courses	1	458	0.2%	9.7%	9.1%	9.1%
% of FP17s Relating to Free Repair or Replacements	0	458	0.0%	1.0%	1.0%	0.8%
% of FP17s Relating to Continuations	11	458	2.4%	1.1%	1.0%	0.9%
% of Patients satisfied with the dentistry they have received	0	0	N/A	93.5%	93.2%	92.5%
% of Patients satisfied with the time they had to wait for an appointment	0	0	N/A	89.3%	88.1%	87.0%

\* This is based on patients treated on this contract for their most recent course of treatment.

Figures in italics indicate the base number of FP17s or Patient Questionnaire responses are less than 100. N/A is shown where the base number of responses is less than 10 during the period. % is calculated as Quantity/Base number\*100

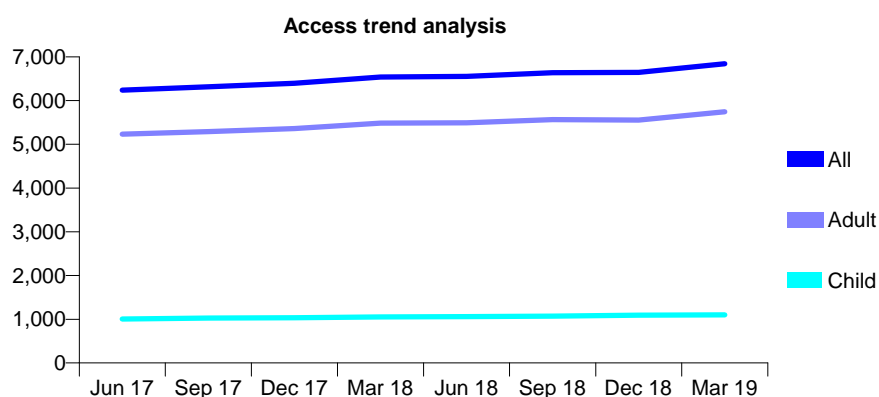
## Q44 - Vital Signs At a Glance Contract Report for 912956/0001 - Year end March 2019

Name or company name	MR MJ SOLAN
Contract type name	GDS Contract
Purpose of contract	General
Contract start date	01/04/2006
Contract end date	

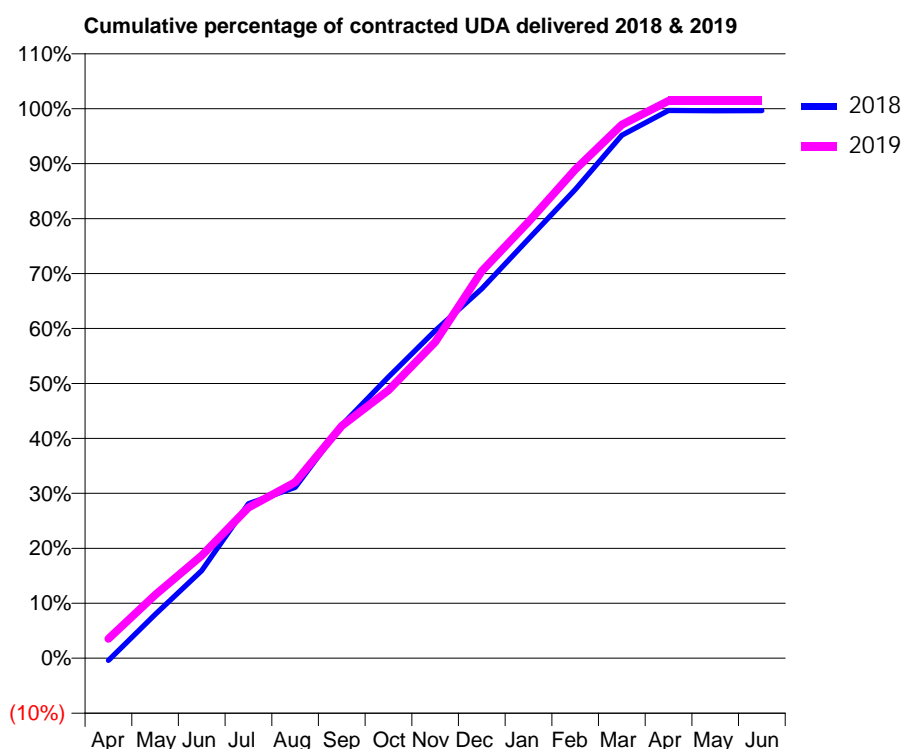
18/19 Contracted general activity (UDA)	18,568
Carry forward general activity (UDA)	69
18/19 Contracted orthodontic activity (UOA)	0
Carry forward orthodontic activity (UOA)	0
Baseline contract value	£516,997.89

### ACCESS\*

Patients seen in 24 months	Total	Change since previous quarter
Quarter ending March 2018	6,537	
Quarter ending June 2018	6,553	→
Quarter ending September 2018	6,638	→
Quarter ending December 2018	6,646	→
Quarter ending March 2019	6,844	↑
<b>Variance since March 2018</b>	<b>4.7%</b>	<b>↑</b>



### ACTIVITY



Adjusted Scheduled Activity (UDA)		
Month	2018	2019
April	-73	659
May	1,482	2,140
June	2,961	3,470
July	5,219	5,094
August	5,772	5,948
September	7,872	7,848
October	9,504	9,054
November	11,064	10,683
December	12,485	13,079
January	14,163	14,746
February	15,836	16,512
March	17,669	18,028
April	18,509	18,833
May	18,494	18,833
June	18,499	18,833

### QUALITY

	Quantity	Base Number	Contract	AT	Region	England
% of FP17s for the same patient ID Re-attending within 3 months - Children	67	1,486	4.5%	11.7%	12.3%	11.8%
% of FP17s for the same patient ID Re-attending within 3 months - Adults	814	7,652	10.6%	16.6%	15.9%	15.7%
% of FP17s for the same patient ID Re-attending between 3 & 9 months - Children	831	1,486	55.9%	58.1%	60.2%	58.9%
% of FP17s for the same patient ID Re-attending between 3 & 9 months - Adults	4,322	7,652	56.5%	51.8%	53.0%	50.8%
% of FP17s for Band 1 Urgent Courses	468	9,224	5.1%	9.7%	9.1%	9.1%
% of FP17s Relating to Free Repair or Replacements	186	9,224	2.0%	1.0%	1.0%	0.8%
% of FP17s Relating to Continuations	92	9,224	1.0%	1.1%	1.0%	0.9%
% of Patients satisfied with the dentistry they have received	7	7	N/A	93.5%	93.2%	92.5%
% of Patients satisfied with the time they had to wait for an appointment	7	7	N/A	89.3%	88.1%	87.0%

\* This is based on patients treated on this contract for their most recent course of treatment.

Figures in italics indicate the base number of FP17s or Patient Questionnaire responses are less than 100. N/A is shown where the base number of responses is less than 10 during the period. % is calculated as Quantity/Base number\*100

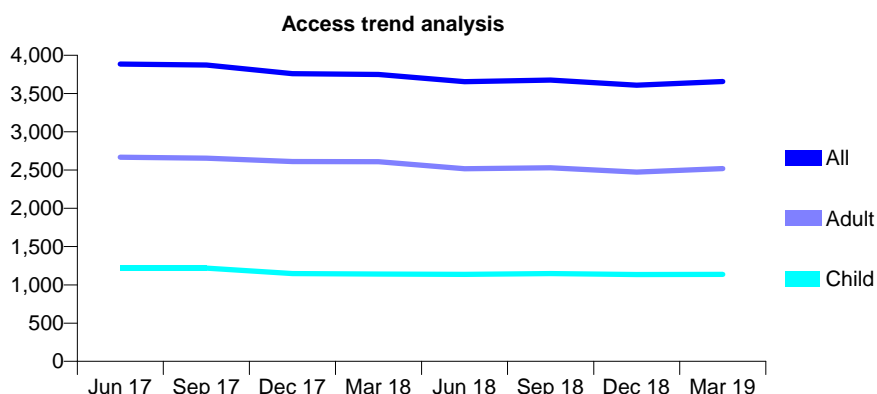
## Q44 - Vital Signs At a Glance Contract Report for 914215/0001 - Year end March 2019

Name or company name	Wallasey Village Dental Practice
Contract type name	GDS Contract
Purpose of contract	General
Contract start date	01/04/2006
Contract end date	

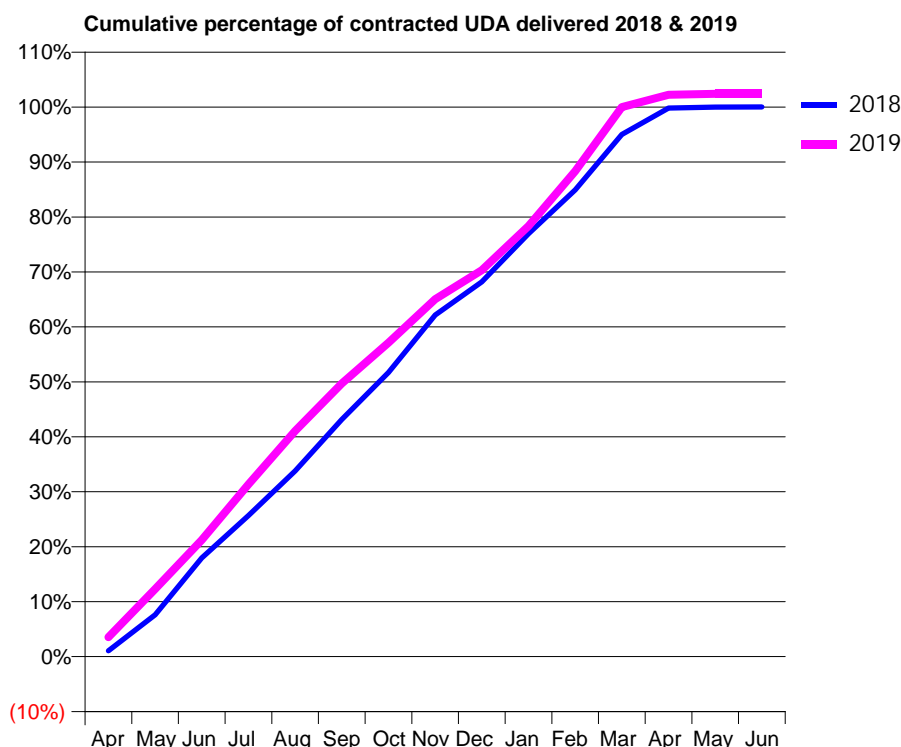
18/19 Contracted general activity (UDA)	9,700
Carry forward general activity (UDA)	0
18/19 Contracted orthodontic activity (UOA)	0
Carry forward orthodontic activity (UOA)	0
Baseline contract value	£306,246.90

### ACCESS\*

Patients seen in 24 months	Total	Change since previous quarter
Quarter ending March 2018	3,748	
Quarter ending June 2018	3,655	↓
Quarter ending September 2018	3,677	→
Quarter ending December 2018	3,608	↓
Quarter ending March 2019	3,657	→
<b>Variance since March 2018</b>	<b>(2.4%)</b>	<b>↓</b>



### ACTIVITY



Adjusted Scheduled Activity (UDA)		
Month	2018	2019
April	106	342
May	747	1,194
June	1,761	2,058
July	2,518	3,042
August	3,312	3,985
September	4,228	4,822
October	5,066	5,539
November	6,093	6,309
December	6,682	6,820
January	7,543	7,598
February	8,322	8,569
March	9,311	9,698
April	9,783	9,915
May	9,800	9,934
June	9,801	9,934

### QUALITY

	Quantity	Base Number	Contract	AT	Region	England
% of FP17s for the same patient ID Re-attending within 3 months - Children	113	1,580	7.2%	11.7%	12.3%	11.8%
% of FP17s for the same patient ID Re-attending within 3 months - Adults	375	2,965	12.6%	16.6%	15.9%	15.7%
% of FP17s for the same patient ID Re-attending between 3 & 9 months - Children	815	1,580	51.6%	58.1%	60.2%	58.9%
% of FP17s for the same patient ID Re-attending between 3 & 9 months - Adults	1,173	2,965	39.6%	51.8%	53.0%	50.8%
% of FP17s for Band 1 Urgent Courses	460	4,445	10.3%	9.7%	9.1%	9.1%
% of FP17s Relating to Free Repair or Replacements	30	4,445	0.7%	1.0%	1.0%	0.8%
% of FP17s Relating to Continuations	31	4,445	0.7%	1.1%	1.0%	0.9%
% of Patients satisfied with the dentistry they have received	3	4	N/A	93.5%	93.2%	92.5%
% of Patients satisfied with the time they had to wait for an appointment	4	4	N/A	89.3%	88.1%	87.0%

\* This is based on patients treated on this contract for their most recent course of treatment.  
 Figures in *italics* indicate the base number of FP17s or Patient Questionnaire responses are less than 100. N/A is shown where the base number of responses is less than 10 during the period. % is calculated as Quantity/Base number\*100

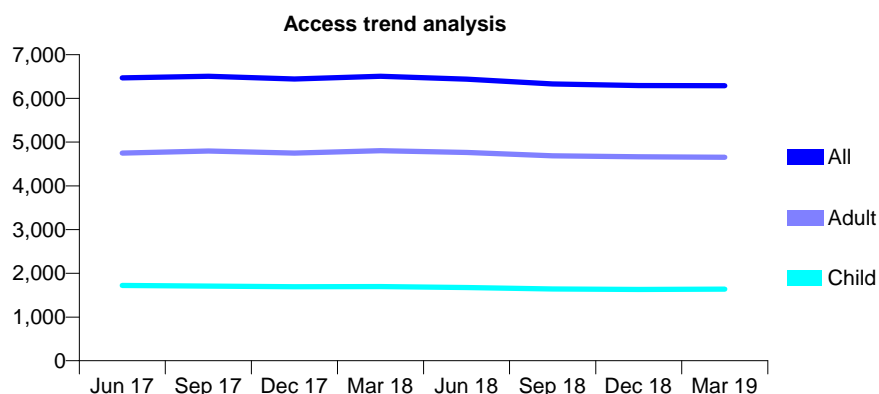
## Q44 - Vital Signs At a Glance Contract Report for 914479/0001 - Year end March 2019

Name or company name	Heswall Dental Partnership
Contract type name	GDS Contract
Purpose of contract	General
Contract start date	01/04/2006
Contract end date	

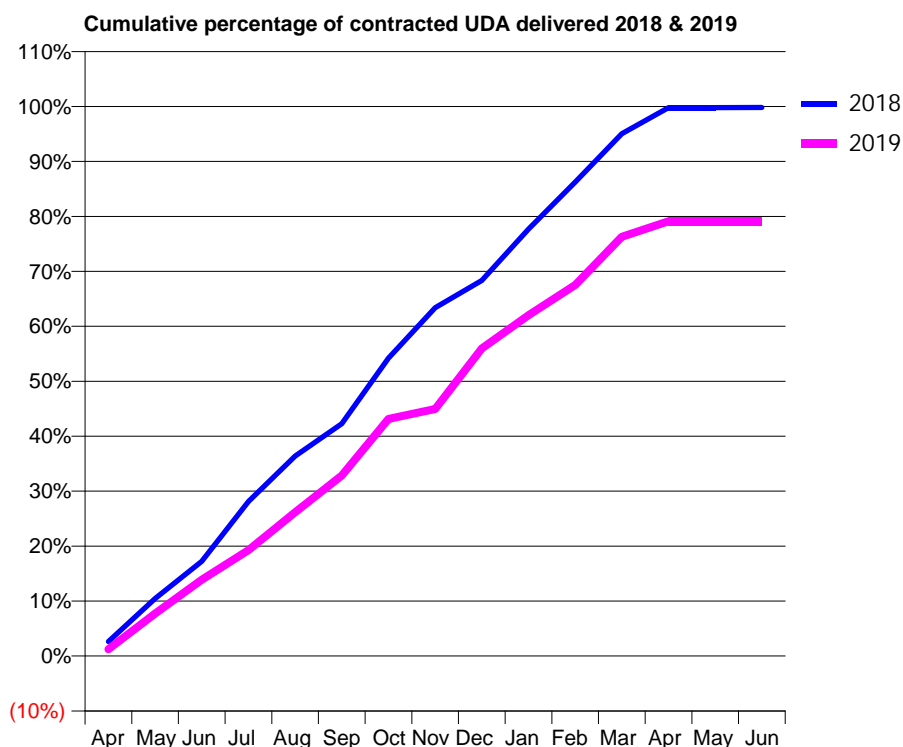
18/19 Contracted general activity (UDA)	16,750
Carry forward general activity (UDA)	253
18/19 Contracted orthodontic activity (UOA)	0
Carry forward orthodontic activity (UOA)	0
Baseline contract value	£510,997.25

### ACCESS\*

Patients seen in 24 months	Total	Change since previous quarter
Quarter ending March 2018	6,503	
Quarter ending June 2018	6,441	→
Quarter ending September 2018	6,329	↓
Quarter ending December 2018	6,295	→
Quarter ending March 2019	6,291	→
<b>Variance since March 2018</b>	<b>(3.3%)</b>	<b>↓</b>



### ACTIVITY



Adjusted Scheduled Activity (UDA)		
Month	2018	2019
April	442	211
May	1,753	1,294
June	2,888	2,328
July	4,707	3,229
August	6,093	4,382
September	7,085	5,501
October	9,083	7,225
November	10,618	7,531
December	11,444	9,376
January	13,015	10,386
February	14,442	11,310
March	15,920	12,776
April	16,715	13,251
May	16,715	13,250
June	16,721	13,253

### QUALITY

	Quantity	Base Number	Contract	AT	Region	England
% of FP17s for the same patient ID Re-attending within 3 months - Children	109	1,905	5.7%	11.7%	12.3%	11.8%
% of FP17s for the same patient ID Re-attending within 3 months - Adults	699	5,259	13.3%	16.6%	15.9%	15.7%
% of FP17s for the same patient ID Re-attending between 3 & 9 months - Children	884	1,905	46.4%	58.1%	60.2%	58.9%
% of FP17s for the same patient ID Re-attending between 3 & 9 months - Adults	2,183	5,259	41.5%	51.8%	53.0%	50.8%
% of FP17s for Band 1 Urgent Courses	667	6,251	10.7%	9.7%	9.1%	9.1%
% of FP17s Relating to Free Repair or Replacements	75	6,251	1.2%	1.0%	1.0%	0.8%
% of FP17s Relating to Continuations	43	6,251	0.7%	1.1%	1.0%	0.9%
% of Patients satisfied with the dentistry they have received	1	1	N/A	93.5%	93.2%	92.5%
% of Patients satisfied with the time they had to wait for an appointment	1	1	N/A	89.3%	88.1%	87.0%

\* This is based on patients treated on this contract for their most recent course of treatment.

Figures in italics indicate the base number of FP17s or Patient Questionnaire responses are less than 100. N/A is shown where the base number of responses is less than 10 during the period. % is calculated as Quantity/Base number\*100



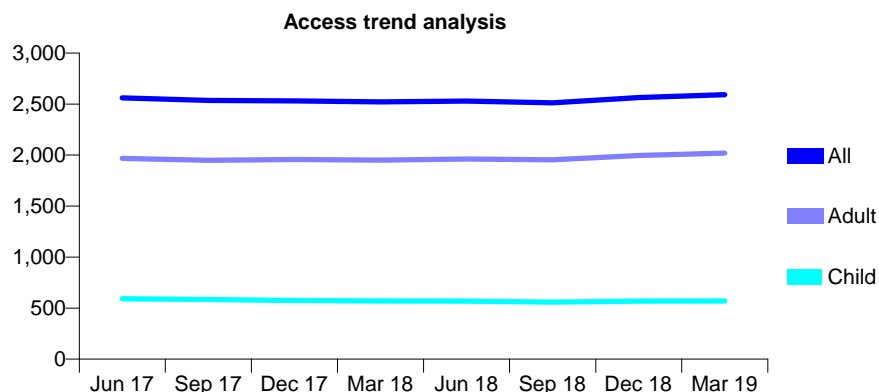
## Q44 - Vital Signs At a Glance Contract Report for 927511/0001 - Year end March 2019

Name or company name	MISS AS DEVINE
Contract type name	GDS Contract
Purpose of contract	General
Contract start date	01/04/2006
Contract end date	

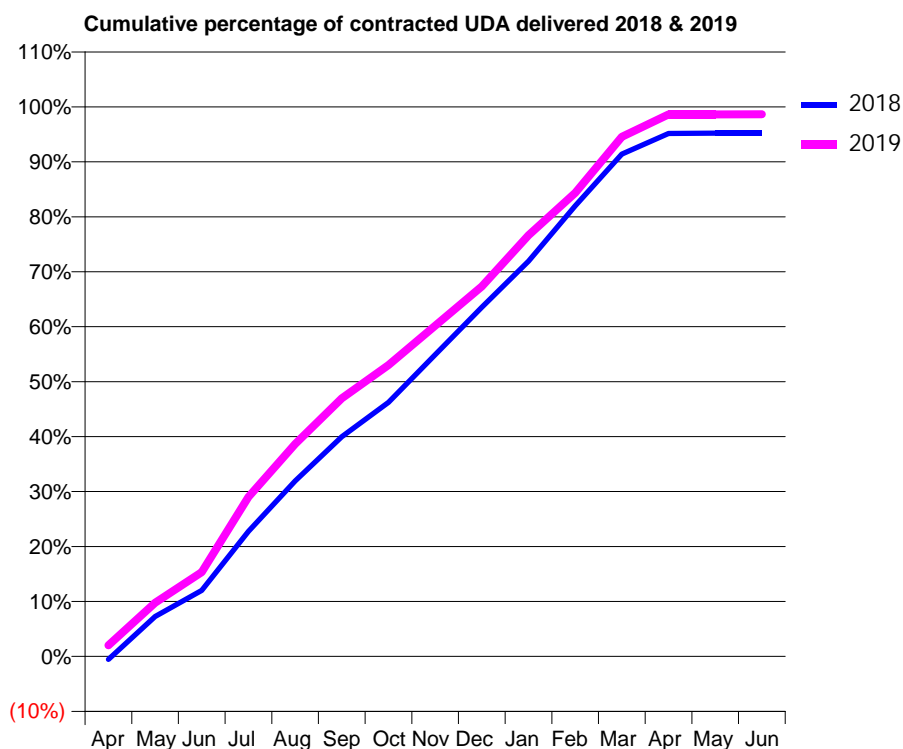
18/19 Contracted general activity (UDA)	7,500
Carry forward general activity (UDA)	0
18/19 Contracted orthodontic activity (UOA)	0
Carry forward orthodontic activity (UOA)	0
Baseline contract value	£207,628.47

### ACCESS\*

Patients seen in 24 months	Total	Change since previous quarter
Quarter ending March 2018	2,522	
Quarter ending June 2018	2,530	→
Quarter ending September 2018	2,512	→
Quarter ending December 2018	2,564	↑
Quarter ending March 2019	2,591	→
<b>Variance since March 2018</b>	<b>2.7%</b>	<b>↑</b>



### ACTIVITY



Adjusted Scheduled Activity (UDA)		
Month	2018	2019
April	-43	153
May	546	733
June	902	1,151
July	1,707	2,178
August	2,396	2,901
September	2,999	3,523
October	3,467	3,976
November	4,118	4,515
December	4,764	5,047
January	5,393	5,749
February	6,149	6,326
March	6,855	7,090
April	7,137	7,396
May	7,141	7,396
June	7,141	7,399

### QUALITY

	Quantity	Base Number	Contract	AT	Region	England
% of FP17s for the same patient ID Re-attending within 3 months - Children	73	926	7.9%	11.7%	12.3%	11.8%
% of FP17s for the same patient ID Re-attending within 3 months - Adults	764	3,525	21.7%	16.6%	15.9%	15.7%
% of FP17s for the same patient ID Re-attending between 3 & 9 months - Children	622	926	67.2%	58.1%	60.2%	58.9%
% of FP17s for the same patient ID Re-attending between 3 & 9 months - Adults	1,908	3,525	54.1%	51.8%	53.0%	50.8%
% of FP17s for Band 1 Urgent Courses	127	4,466	2.8%	9.7%	9.1%	9.1%
% of FP17s Relating to Free Repair or Replacements	40	4,466	0.9%	1.0%	1.0%	0.8%
% of FP17s Relating to Continuations	28	4,466	0.6%	1.1%	1.0%	0.9%
% of Patients satisfied with the dentistry they have received	4	4	N/A	93.5%	93.2%	92.5%
% of Patients satisfied with the time they had to wait for an appointment	4	4	N/A	89.3%	88.1%	87.0%

\* This is based on patients treated on this contract for their most recent course of treatment.

Figures in italics indicate the base number of FP17s or Patient Questionnaire responses are less than 100. N/A is shown where the base number of responses is less than 10 during the period. % is calculated as Quantity/Base number\*100

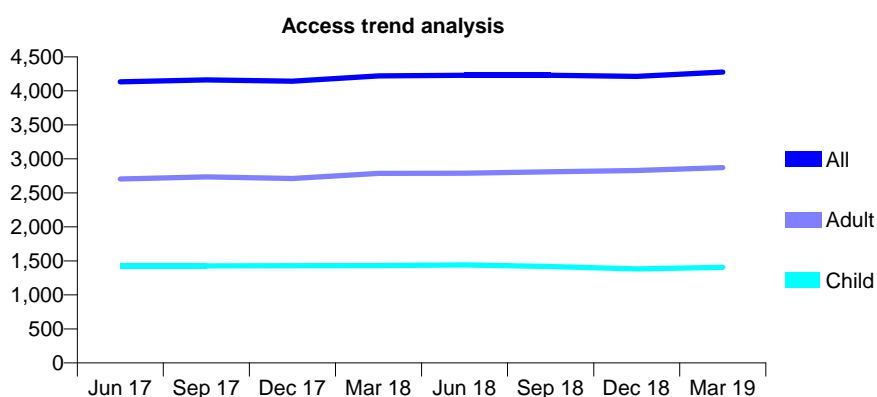
## Q44 - Vital Signs At a Glance Contract Report for 931160/0001 - Year end March 2019

Name or company name	MISS EJ MARSDEN
Contract type name	GDS Contract
Purpose of contract	General
Contract start date	01/04/2006
Contract end date	

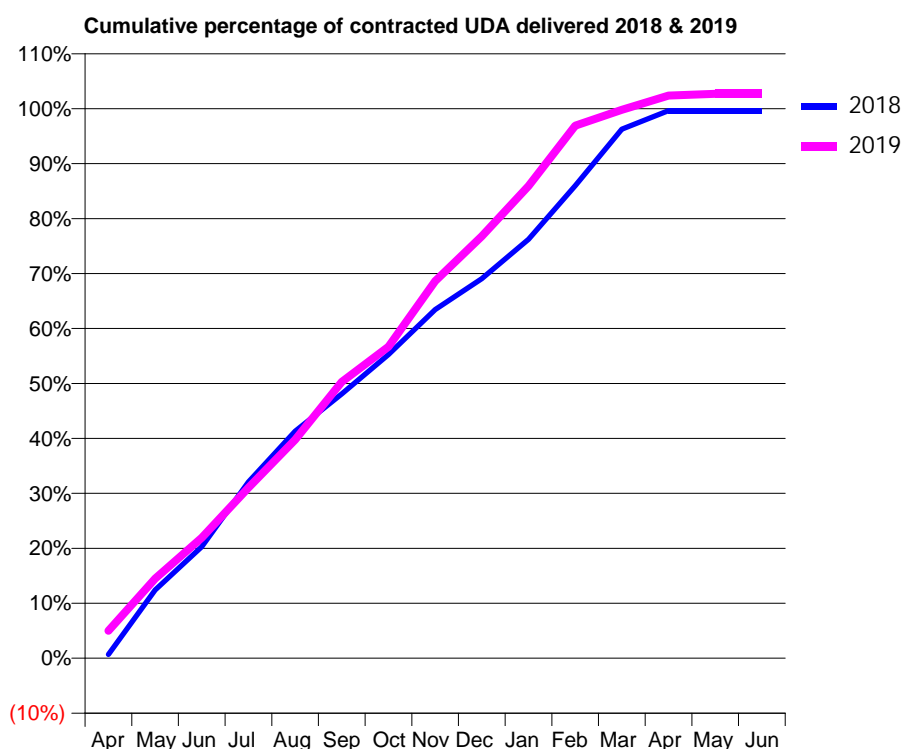
18/19 Contracted general activity (UDA)	8,915
Carry forward general activity (UDA)	32
18/19 Contracted orthodontic activity (UOA)	0
Carry forward orthodontic activity (UOA)	0
Baseline contract value	£222,324.38

### ACCESS\*

Patients seen in 24 months	Total	Change since previous quarter
Quarter ending March 2018	4,221	
Quarter ending June 2018	4,231	→
Quarter ending September 2018	4,229	→
Quarter ending December 2018	4,213	→
Quarter ending March 2019	4,278	→
<b>Variance since March 2018</b>	<b>1.4%</b>	<b>→</b>



### ACTIVITY



Adjusted Scheduled Activity (UDA)		
Month	2018	2019
April	61	448
May	1,107	1,292
June	1,808	1,955
July	2,858	2,765
August	3,684	3,544
September	4,290	4,482
October	4,926	5,054
November	5,656	6,120
December	6,158	6,846
January	6,797	7,659
February	7,667	8,639
March	8,582	8,897
April	8,882	9,126
May	8,882	9,155
June	8,882	9,155

### QUALITY

	Quantity	Base Number	Contract	AT	Region	England
% of FP17s for the same patient ID Re-attending within 3 months - Children	167	2,119	7.9%	11.7%	12.3%	11.8%
% of FP17s for the same patient ID Re-attending within 3 months - Adults	487	3,948	12.3%	16.6%	15.9%	15.7%
% of FP17s for the same patient ID Re-attending between 3 & 9 months - Children	1,298	2,119	61.3%	58.1%	60.2%	58.9%
% of FP17s for the same patient ID Re-attending between 3 & 9 months - Adults	1,877	3,948	47.5%	51.8%	53.0%	50.8%
% of FP17s for Band 1 Urgent Courses	402	6,054	6.6%	9.7%	9.1%	9.1%
% of FP17s Relating to Free Repair or Replacements	14	6,054	0.2%	1.0%	1.0%	0.8%
% of FP17s Relating to Continuations	134	6,054	2.2%	1.1%	1.0%	0.9%
% of Patients satisfied with the dentistry they have received	0	0	N/A	93.5%	93.2%	92.5%
% of Patients satisfied with the time they had to wait for an appointment	0	0	N/A	89.3%	88.1%	87.0%

\* This is based on patients treated on this contract for their most recent course of treatment.

Figures in italics indicate the base number of FP17s or Patient Questionnaire responses are less than 100. N/A is shown where the base number of responses is less than 10 during the period. % is calculated as Quantity/Base number\*100

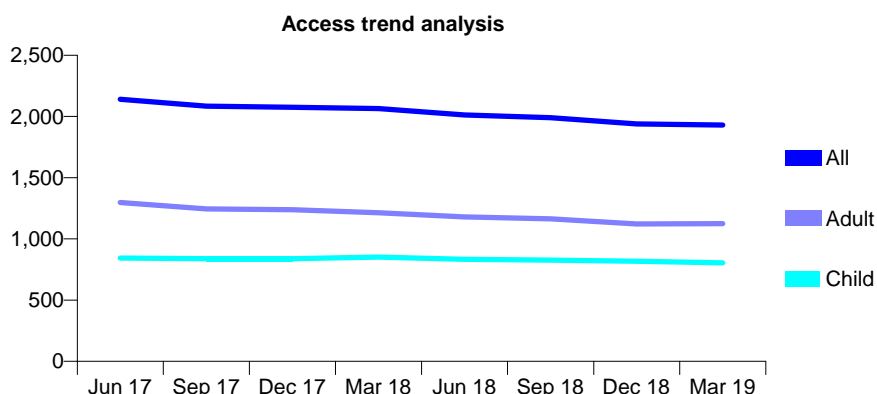
## Q44 - Vital Signs At a Glance Contract Report for 933708/0001 - Year end March 2019

Name or company name	MR JW BAX
Contract type name	GDS Contract
Purpose of contract	General
Contract start date	01/04/2006
Contract end date	

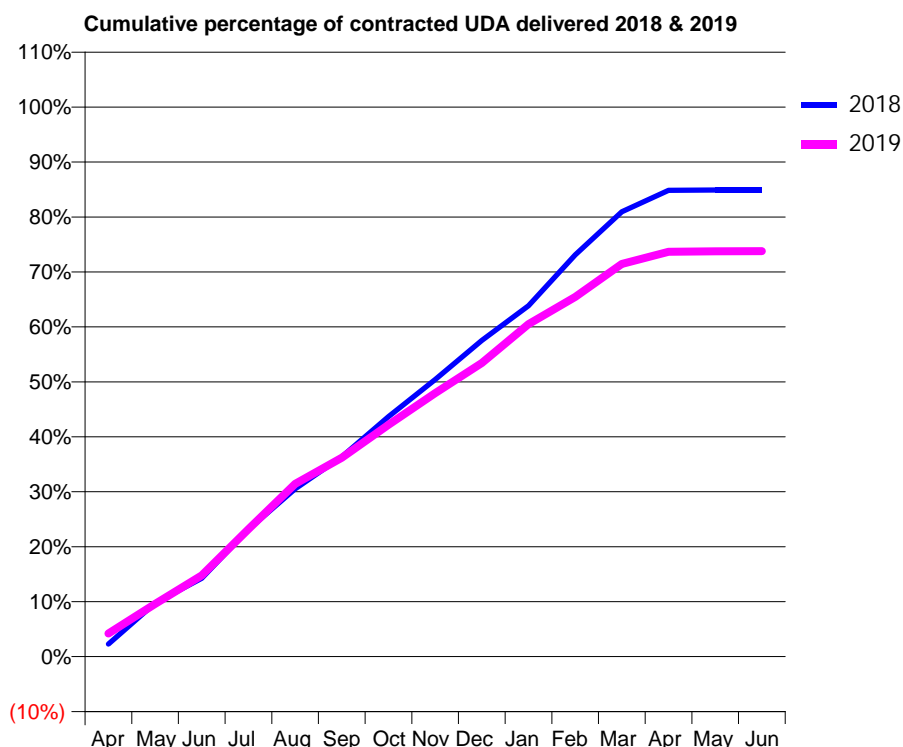
18/19 Contracted general activity (UDA)	7,340
Carry forward general activity (UDA)	0
18/19 Contracted orthodontic activity (UOA)	0
Carry forward orthodontic activity (UOA)	0
Baseline contract value	£177,981.11

### ACCESS\*

Patients seen in 24 months	Total	Change since previous quarter
Quarter ending March 2018	2,065	
Quarter ending June 2018	2,012	↓
Quarter ending September 2018	1,990	↓
Quarter ending December 2018	1,940	↓
Quarter ending March 2019	1,930	→
<b>Variance since March 2018</b>	<b>(6.5%)</b>	<b>↓</b>



### ACTIVITY



Adjusted Scheduled Activity (UDA)		
Month	2018	2019
April	169	309
May	714	705
June	1,046	1,085
July	1,698	1,703
August	2,242	2,307
September	2,668	2,657
October	3,205	3,096
November	3,703	3,521
December	4,223	3,921
January	4,688	4,442
February	5,365	4,805
March	5,941	5,245
April	6,229	5,407
May	6,232	5,414
June	6,232	5,415

### QUALITY

	Quantity	Base Number	Contract	AT	Region	England
% of FP17s for the same patient ID Re-attending within 3 months - Children	159	1,526	10.4%	11.7%	12.3%	11.8%
% of FP17s for the same patient ID Re-attending within 3 months - Adults	292	1,855	15.7%	16.6%	15.9%	15.7%
% of FP17s for the same patient ID Re-attending between 3 & 9 months - Children	1,135	1,526	74.4%	58.1%	60.2%	58.9%
% of FP17s for the same patient ID Re-attending between 3 & 9 months - Adults	1,284	1,855	69.2%	51.8%	53.0%	50.8%
% of FP17s for Band 1 Urgent Courses	194	3,340	5.8%	9.7%	9.1%	9.1%
% of FP17s Relating to Free Repair or Replacements	16	3,340	0.5%	1.0%	1.0%	0.8%
% of FP17s Relating to Continuations	19	3,340	0.6%	1.1%	1.0%	0.9%
% of Patients satisfied with the dentistry they have received	0	0	N/A	93.5%	93.2%	92.5%
% of Patients satisfied with the time they had to wait for an appointment	0	0	N/A	89.3%	88.1%	87.0%

\* This is based on patients treated on this contract for their most recent course of treatment.  
 Figures in *italics* indicate the base number of FP17s or Patient Questionnaire responses are less than 100. N/A is shown where the base number of responses is less than 10 during the period. % is calculated as Quantity/Base number\*100

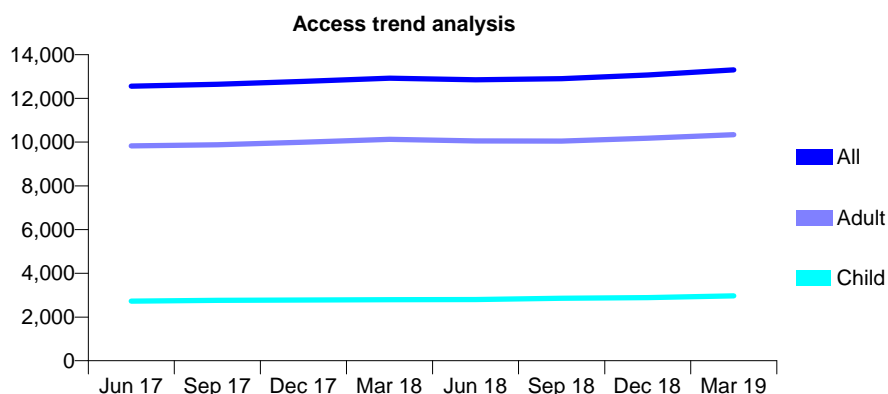
## Q44 - Vital Signs At a Glance Contract Report for 935360/0001 - Year end March 2019

Name or company name	Sutton Dental Practice
Contract type name	GDS Contract
Purpose of contract	General
Contract start date	01/04/2006
Contract end date	

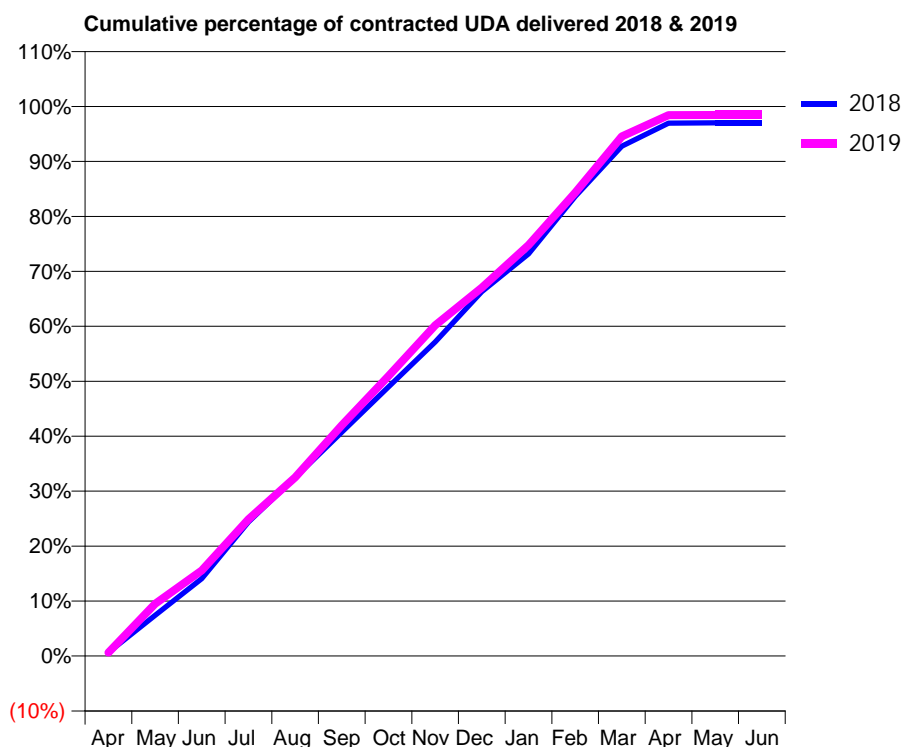
18/19 Contracted general activity (UDA)	40,588
Carry forward general activity (UDA)	1,215
18/19 Contracted orthodontic activity (UOA)	0
Carry forward orthodontic activity (UOA)	0
Baseline contract value	£1,227,445.46

### ACCESS\*

Patients seen in 24 months	Total	Change since previous quarter
Quarter ending March 2018	12,923	
Quarter ending June 2018	12,853	→
Quarter ending September 2018	12,899	→
Quarter ending December 2018	13,070	→
Quarter ending March 2019	13,309	→
<b>Variance since March 2018</b>	<b>3.0%</b>	<b>↑</b>



### ACTIVITY



Adjusted Scheduled Activity (UDA)		
Month	2018	2019
April	267	260
May	3,006	3,868
June	5,720	6,314
July	9,903	10,098
August	13,186	13,194
September	16,529	17,046
October	19,880	20,679
November	23,202	24,436
December	26,916	27,199
January	29,698	30,348
February	33,950	34,220
March	37,652	38,369
April	39,352	39,942
May	39,369	39,956
June	39,373	39,956

### QUALITY

	Quantity	Base Number	Contract	AT	Region	England
% of FP17s for the same patient ID Re-attending within 3 months - Children	325	4,579	7.1%	11.7%	12.3%	11.8%
% of FP17s for the same patient ID Re-attending within 3 months - Adults	2,399	16,015	15.0%	16.6%	15.9%	15.7%
% of FP17s for the same patient ID Re-attending between 3 & 9 months - Children	2,846	4,579	62.2%	58.1%	60.2%	58.9%
% of FP17s for the same patient ID Re-attending between 3 & 9 months - Adults	9,818	16,015	61.3%	51.8%	53.0%	50.8%
% of FP17s for Band 1 Urgent Courses	2,330	20,573	11.3%	9.7%	9.1%	9.1%
% of FP17s Relating to Free Repair or Replacements	215	20,573	1.0%	1.0%	1.0%	0.8%
% of FP17s Relating to Continuations	392	20,573	1.9%	1.1%	1.0%	0.9%
% of Patients satisfied with the dentistry they have received	5	5	N/A	93.5%	93.2%	92.5%
% of Patients satisfied with the time they had to wait for an appointment	4	5	N/A	89.3%	88.1%	87.0%

\* This is based on patients treated on this contract for their most recent course of treatment.

Figures in italics indicate the base number of FP17s or Patient Questionnaire responses are less than 100. N/A is shown where the base number of responses is less than 10 during the period. % is calculated as Quantity/Base number\*100

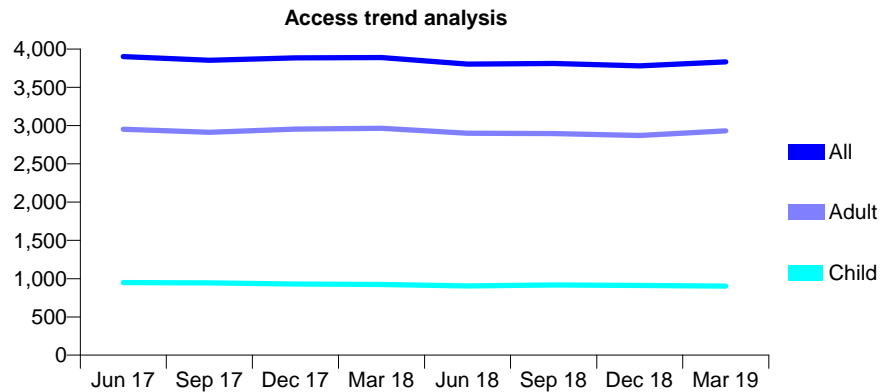
## Q44 - Vital Signs At a Glance Contract Report for 938289/0001 - Year end March 2019

Name or company name	MR KC HO
Contract type name	GDS Contract
Purpose of contract	General
Contract start date	01/04/2006
Contract end date	

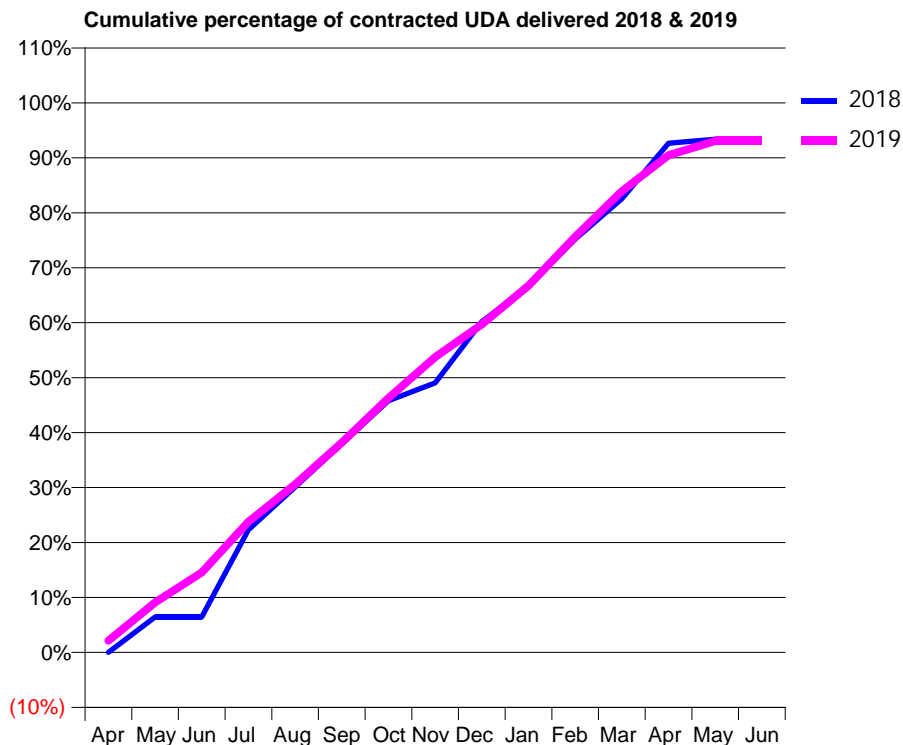
18/19 Contracted general activity (UDA)	12,193
Carry forward general activity (UDA)	0
18/19 Contracted orthodontic activity (UOA)	0
Carry forward orthodontic activity (UOA)	0
Baseline contract value	£362,184.17

### ACCESS\*

Patients seen in 24 months	Total	Change since previous quarter
Quarter ending March 2018	3,889	
Quarter ending June 2018	3,804	↓
Quarter ending September 2018	3,812	→
Quarter ending December 2018	3,782	→
Quarter ending March 2019	3,832	→
<b>Variance since March 2018</b>	<b>(1.5%)</b>	<b>↓</b>



### ACTIVITY



Adjusted Scheduled Activity (UDA)		
Month	2018	2019
April	0	263
May	785	1,112
June	785	1,774
July	2,725	2,902
August	3,671	3,731
September	4,629	4,652
October	5,585	5,643
November	5,981	6,552
December	7,337	7,277
January	8,129	8,138
February	9,171	9,225
March	10,065	10,231
April	11,295	11,029
May	11,387	11,347
June	11,387	11,347

### QUALITY

	Quantity	Base Number	Contract	AT	Region	England
% of FP17s for the same patient ID Re-attending within 3 months - Children	92	1,561	5.9%	11.7%	12.3%	11.8%
% of FP17s for the same patient ID Re-attending within 3 months - Adults	402	3,976	10.1%	16.6%	15.9%	15.7%
% of FP17s for the same patient ID Re-attending between 3 & 9 months - Children	1,051	1,561	67.3%	58.1%	60.2%	58.9%
% of FP17s for the same patient ID Re-attending between 3 & 9 months - Adults	2,214	3,976	55.7%	51.8%	53.0%	50.8%
% of FP17s for Band 1 Urgent Courses	440	5,410	8.1%	9.7%	9.1%	9.1%
% of FP17s Relating to Free Repair or Replacements	87	5,410	1.6%	1.0%	1.0%	0.8%
% of FP17s Relating to Continuations	30	5,410	0.6%	1.1%	1.0%	0.9%
% of Patients satisfied with the dentistry they have received	0	0	N/A	93.5%	93.2%	92.5%
% of Patients satisfied with the time they had to wait for an appointment	0	0	N/A	89.3%	88.1%	87.0%

\* This is based on patients treated on this contract for their most recent course of treatment. Figures in italics indicate the base number of FP17s or Patient Questionnaire responses are less than 100. N/A is shown where the base number of responses is less than 10 during the period. % is calculated as Quantity/Base number\*100

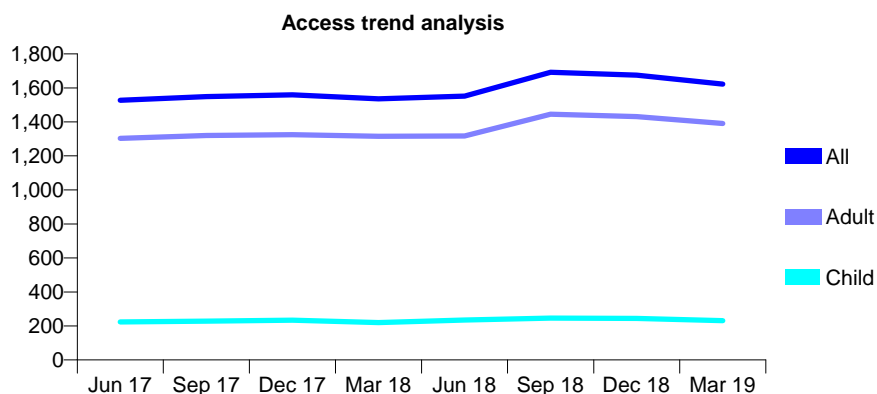
## Q44 - Vital Signs At a Glance Contract Report for 960071/0001 - Year end March 2019

Name or company name	MR F LADJEVARDI
Contract type name	GDS Contract
Purpose of contract	General
Contract start date	10/10/2006
Contract end date	

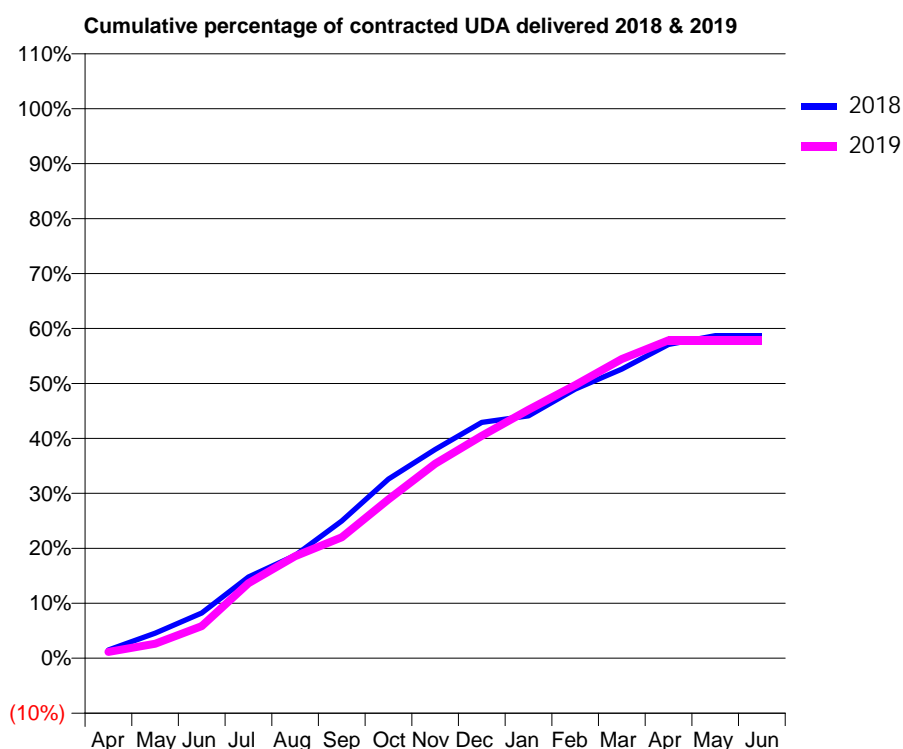
18/19 Contracted general activity (UDA)	7,618
Carry forward general activity (UDA)	0
18/19 Contracted orthodontic activity (UOA)	0
Carry forward orthodontic activity (UOA)	0
Baseline contract value	£206,762.48

### ACCESS\*

Patients seen in 24 months	Total	Change since previous quarter
Quarter ending March 2018	1,535	
Quarter ending June 2018	1,552	→
Quarter ending September 2018	1,691	↑
Quarter ending December 2018	1,675	→
Quarter ending March 2019	1,622	↓
<b>Variance since March 2018</b>	<b>5.7%</b>	<b>↑</b>



### ACTIVITY



Adjusted Scheduled Activity (UDA)		
Month	2018	2019
April	114	88
May	349	200
June	628	444
July	1,128	1,040
August	1,426	1,414
September	1,903	1,675
October	2,483	2,202
November	2,895	2,696
December	3,269	3,083
January	3,361	3,445
February	3,730	3,787
March	4,006	4,147
April	4,350	4,408
May	4,471	4,408
June	4,471	4,408

### QUALITY

	Quantity	Base Number	Contract	AT	Region	England
% of FP17s for the same patient ID Re-attending within 3 months - Children	15	321	4.7%	11.7%	12.3%	11.8%
% of FP17s for the same patient ID Re-attending within 3 months - Adults	255	2,085	12.2%	16.6%	15.9%	15.7%
% of FP17s for the same patient ID Re-attending between 3 & 9 months - Children	168	321	52.3%	58.1%	60.2%	58.9%
% of FP17s for the same patient ID Re-attending between 3 & 9 months - Adults	1,172	2,085	56.2%	51.8%	53.0%	50.8%
% of FP17s for Band 1 Urgent Courses	217	2,350	9.2%	9.7%	9.1%	9.1%
% of FP17s Relating to Free Repair or Replacements	7	2,350	0.3%	1.0%	1.0%	0.8%
% of FP17s Relating to Continuations	5	2,350	0.2%	1.1%	1.0%	0.9%
% of Patients satisfied with the dentistry they have received	0	0	N/A	93.5%	93.2%	92.5%
% of Patients satisfied with the time they had to wait for an appointment	0	0	N/A	89.3%	88.1%	87.0%

\* This is based on patients treated on this contract for their most recent course of treatment.

Figures in italics indicate the base number of FP17s or Patient Questionnaire responses are less than 100. N/A is shown where the base number of responses is less than 10 during the period. % is calculated as Quantity/Base number\*100

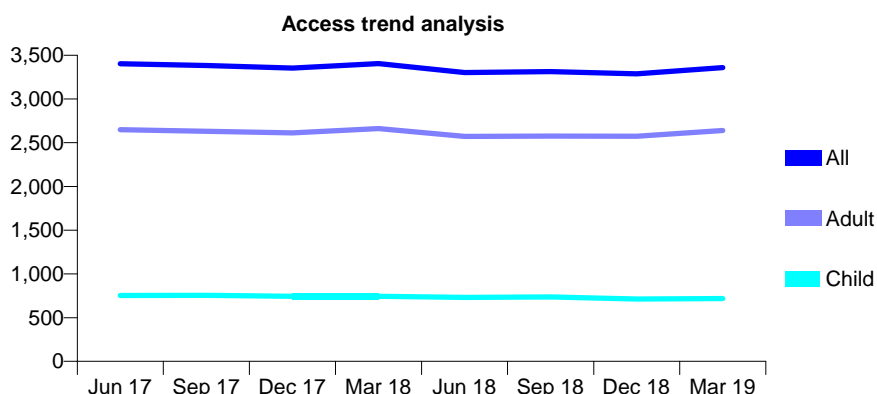
## Q44 - Vital Signs At a Glance Contract Report for 968404/0001 - Year end March 2019

Name or company name	MR WK ASKAR
Contract type name	GDS Contract
Purpose of contract	General
Contract start date	22/09/2007
Contract end date	

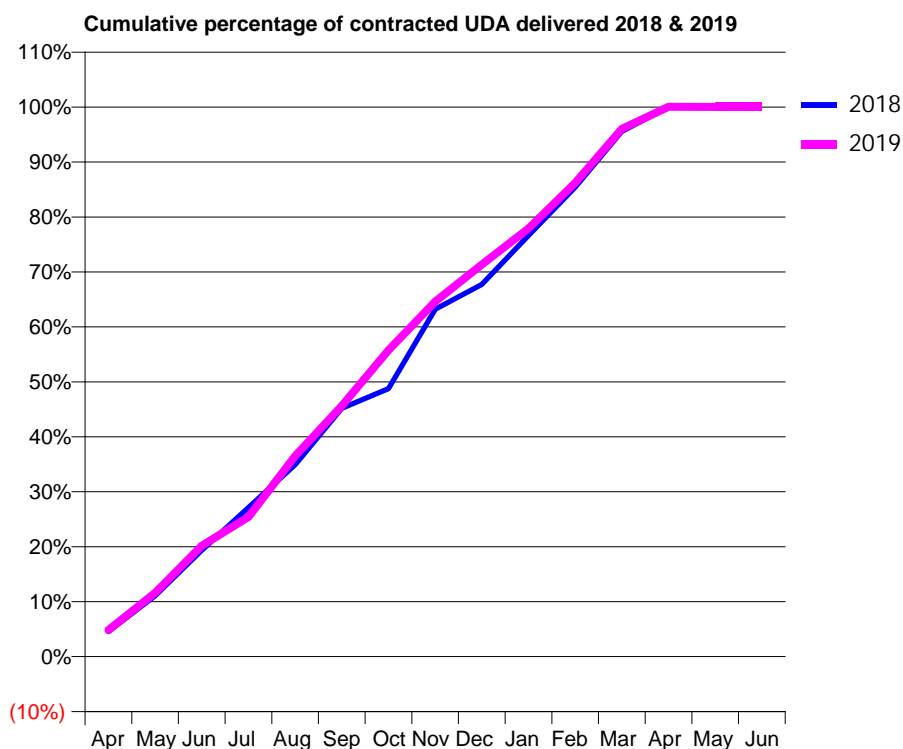
18/19 Contracted general activity (UDA)	8,417
Carry forward general activity (UDA)	0
18/19 Contracted orthodontic activity (UOA)	0
Carry forward orthodontic activity (UOA)	0
Baseline contract value	£234,248.30

### ACCESS\*

Patients seen in 24 months	Total	Change since previous quarter
Quarter ending March 2018	3,405	
Quarter ending June 2018	3,303	↓
Quarter ending September 2018	3,313	→
Quarter ending December 2018	3,287	→
Quarter ending March 2019	3,359	↑
<b>Variance since March 2018</b>	<b>(1.4%)</b>	<b>↓</b>



### ACTIVITY



Adjusted Scheduled Activity (UDA)		
Month	2018	2019
April	385	410
May	939	978
June	1,639	1,698
July	2,297	2,140
August	2,960	3,073
September	3,829	3,840
October	4,131	4,693
November	5,354	5,438
December	5,736	6,004
January	6,494	6,558
February	7,238	7,256
March	8,095	8,084
April	8,473	8,419
May	8,473	8,419
June	8,473	8,419

### QUALITY

	Quantity	Base Number	Contract	AT	Region	England
% of FP17s for the same patient ID Re-attending within 3 months - Children	63	939	6.7%	11.7%	12.3%	11.8%
% of FP17s for the same patient ID Re-attending within 3 months - Adults	629	3,600	17.5%	16.6%	15.9%	15.7%
% of FP17s for the same patient ID Re-attending between 3 & 9 months - Children	510	939	54.3%	58.1%	60.2%	58.9%
% of FP17s for the same patient ID Re-attending between 3 & 9 months - Adults	1,787	3,600	49.6%	51.8%	53.0%	50.8%
% of FP17s for Band 1 Urgent Courses	446	3,819	11.7%	9.7%	9.1%	9.1%
% of FP17s Relating to Free Repair or Replacements	63	3,819	1.6%	1.0%	1.0%	0.8%
% of FP17s Relating to Continuations	29	3,819	0.8%	1.1%	1.0%	0.9%
% of Patients satisfied with the dentistry they have received	0	0	N/A	93.5%	93.2%	92.5%
% of Patients satisfied with the time they had to wait for an appointment	0	0	N/A	89.3%	88.1%	87.0%

\* This is based on patients treated on this contract for their most recent course of treatment.  
 Figures in *italics* indicate the base number of FP17s or Patient Questionnaire responses are less than 100. N/A is shown where the base number of responses is less than 10 during the period. % is calculated as Quantity/Base number\*100



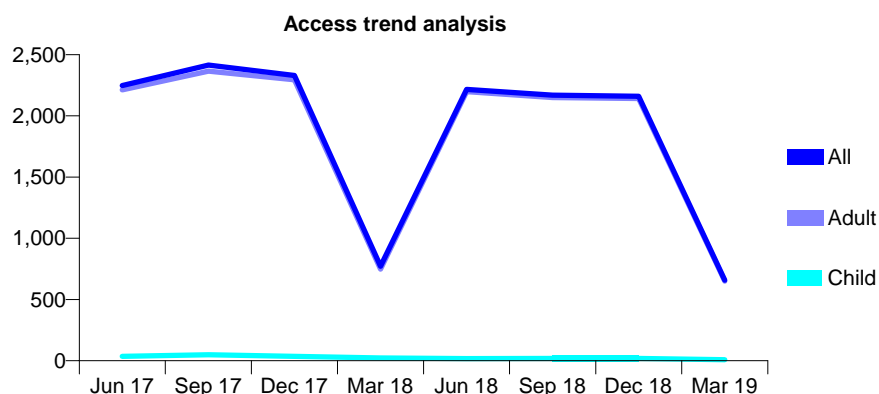
## Q44 - Vital Signs At a Glance Contract Report for 968404/0003 - Year end March 2019

Name or company name	MR WK ASKAR
Contract type name	PDS Contract
Purpose of contract	General
Contract start date	01/07/2015
Contract end date	30/06/2023

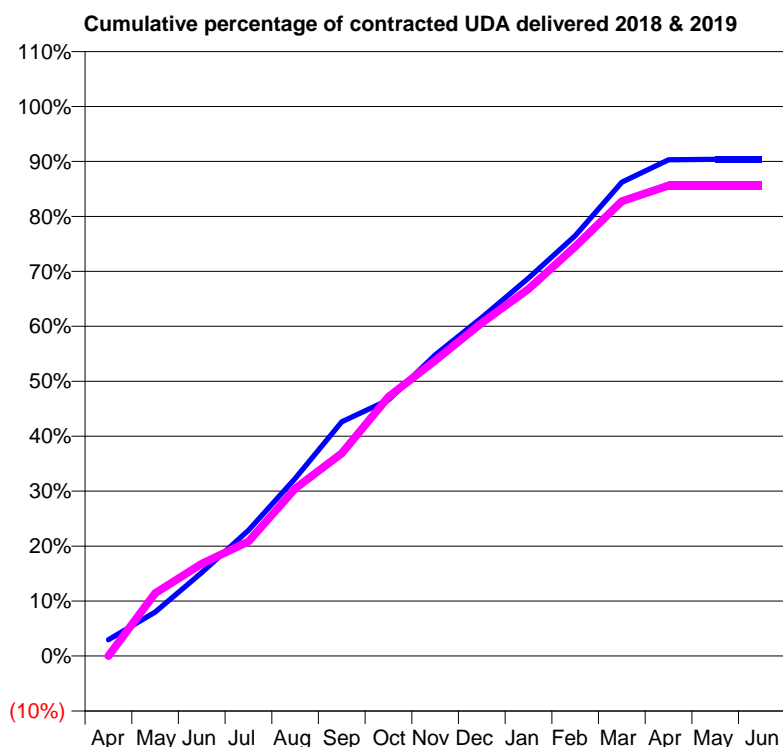
18/19 Contracted general activity (UDA)	7,500
Carry forward general activity (UDA)	0
18/19 Contracted orthodontic activity (UOA)	0
Carry forward orthodontic activity (UOA)	0
Baseline contract value	£394,612.22

### ACCESS\*

Patients seen in 24 months	Total	Change since previous quarter
Quarter ending March 2018	772	
Quarter ending June 2018	2,216	↑
Quarter ending September 2018	2,169	↓
Quarter ending December 2018	2,161	→
Quarter ending March 2019	659	↓
<b>Variance since March 2018</b>	<b>(14.6%)</b>	<b>↓</b>



### ACTIVITY



Adjusted Scheduled Activity (UDA)		
Month	2018	2019
April	222	0
May	600	858
June	1,140	1,260
July	1,716	1,563
August	2,424	2,286
September	3,196	2,766
October	3,496	3,537
November	4,111	4,032
December	4,618	4,545
January	5,158	5,010
February	5,737	5,589
March	6,466	6,207
April	6,772	6,420
May	6,778	6,420
June	6,778	6,420

### QUALITY

	Quantity	Base Number	Contract	AT	Region	England
% of FP17s for the same patient ID Re-attending within 3 months - Children	1	24	4.2%	11.7%	12.3%	11.8%
% of FP17s for the same patient ID Re-attending within 3 months - Adults	68	2,144	3.2%	16.6%	15.9%	15.7%
% of FP17s for the same patient ID Re-attending between 3 & 9 months - Children	0	24	0.0%	58.1%	60.2%	58.9%
% of FP17s for the same patient ID Re-attending between 3 & 9 months - Adults	14	2,144	0.7%	51.8%	53.0%	50.8%
% of FP17s for Band 1 Urgent Courses	0	2,141	0.0%	9.7%	9.1%	9.1%
% of FP17s Relating to Free Repair or Replacements	0	2,141	0.0%	1.0%	1.0%	0.8%
% of FP17s Relating to Continuations	0	2,141	0.0%	1.1%	1.0%	0.9%
% of Patients satisfied with the dentistry they have received	1	1	N/A	93.5%	93.2%	92.5%
% of Patients satisfied with the time they had to wait for an appointment	1	1	N/A	89.3%	88.1%	87.0%

\* This is based on patients treated on this contract for their most recent course of treatment.

Figures in italics indicate the base number of FP17s or Patient Questionnaire responses are less than 100. N/A is shown where the base number of responses is less than 10 during the period. % is calculated as Quantity/Base number\*100

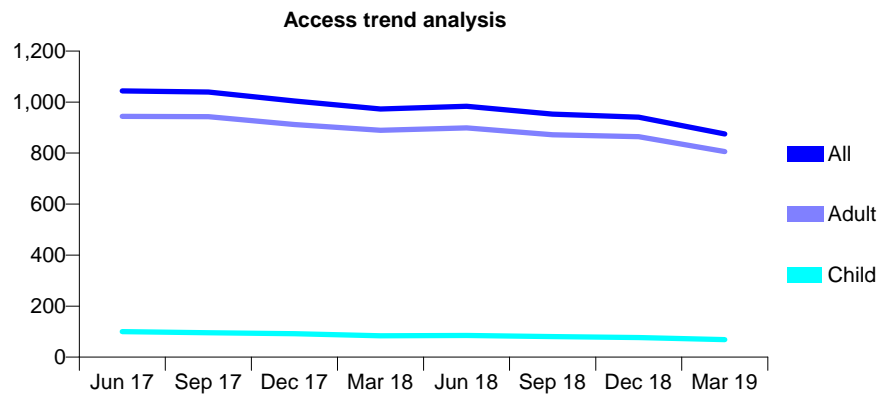
## Q44 - Vital Signs At a Glance Contract Report for 986801/0005 - Year end March 2019

Name or company name	MR MN DEVLIN
Contract type name	GDS Contract
Purpose of contract	General
Contract start date	01/10/2007
Contract end date	

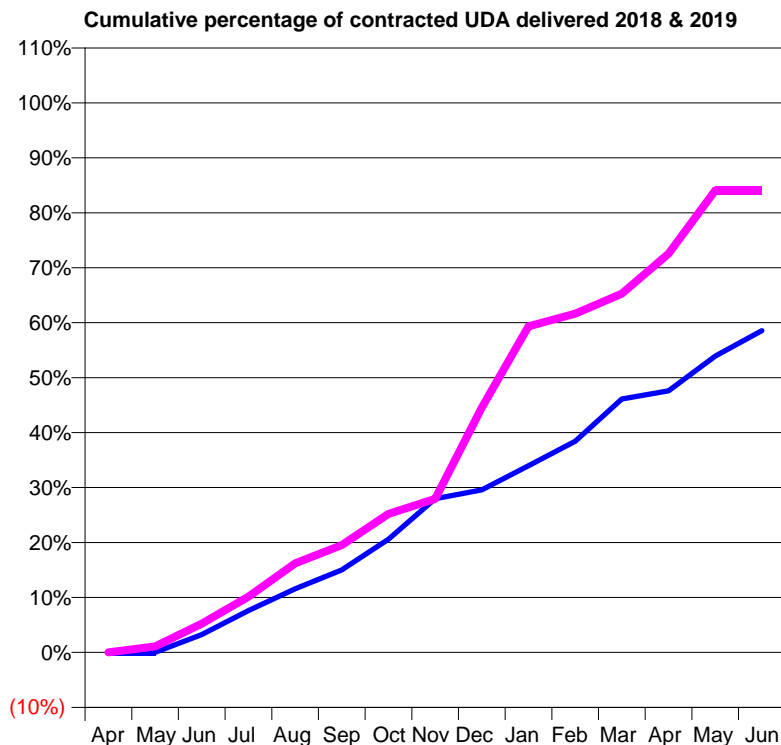
18/19 Contracted general activity (UDA)	2,275
Carry forward general activity (UDA)	0
18/19 Contracted orthodontic activity (UOA)	0
Carry forward orthodontic activity (UOA)	0
Baseline contract value	£43,669.58

### ACCESS\*

Patients seen in 24 months	Total	Change since previous quarter
Quarter ending March 2018	973	
Quarter ending June 2018	984	→
Quarter ending September 2018	953	↓
Quarter ending December 2018	941	↓
Quarter ending March 2019	875	↓
<b>Variance since March 2018</b>	<b>(10.1%)</b>	<b>↓</b>



### ACTIVITY



Adjusted Scheduled Activity (UDA)		
Month	2018	2019
April	0	0
May	0	25
June	123	119
July	289	231
August	439	369
September	569	444
October	782	574
November	1,060	636
December	1,121	1,013
January	1,289	1,350
February	1,457	1,402
March	1,749	1,485
April	1,804	1,651
May	2,044	1,912
June	2,220	1,912

### QUALITY

	Quantity	Base Number	Contract	AT	Region	England
% of FP17s for the same patient ID Re-attending within 3 months - Children	0	56	0.0%	11.7%	12.3%	11.8%
% of FP17s for the same patient ID Re-attending within 3 months - Adults	89	855	10.4%	16.6%	15.9%	15.7%
% of FP17s for the same patient ID Re-attending between 3 & 9 months - Children	25	56	44.6%	58.1%	60.2%	58.9%
% of FP17s for the same patient ID Re-attending between 3 & 9 months - Adults	386	855	45.1%	51.8%	53.0%	50.8%
% of FP17s for Band 1 Urgent Courses	67	903	7.4%	9.7%	9.1%	9.1%
% of FP17s Relating to Free Repair or Replacements	3	903	0.3%	1.0%	1.0%	0.8%
% of FP17s Relating to Continuations	2	903	0.2%	1.1%	1.0%	0.9%
% of Patients satisfied with the dentistry they have received	1	1	N/A	93.5%	93.2%	92.5%
% of Patients satisfied with the time they had to wait for an appointment	1	1	N/A	89.3%	88.1%	87.0%

\* This is based on patients treated on this contract for their most recent course of treatment. Figures in italics indicate the base number of FP17s or Patient Questionnaire responses are less than 100. N/A is shown where the base number of responses is less than 10 during the period. % is calculated as Quantity/Base number\*100

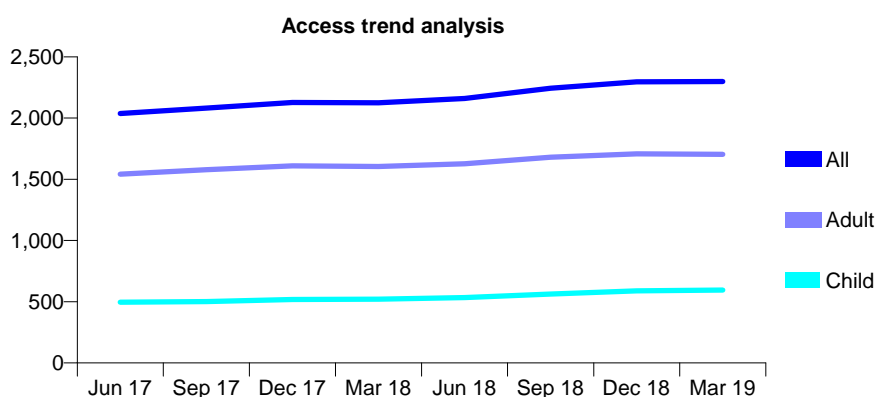
## Q44 - Vital Signs At a Glance Contract Report for 990175/0001 - Year end March 2019

Name or company name	Dr Vicknesh Taseen
Contract type name	GDS Contract
Purpose of contract	General
Contract start date	01/04/2006
Contract end date	

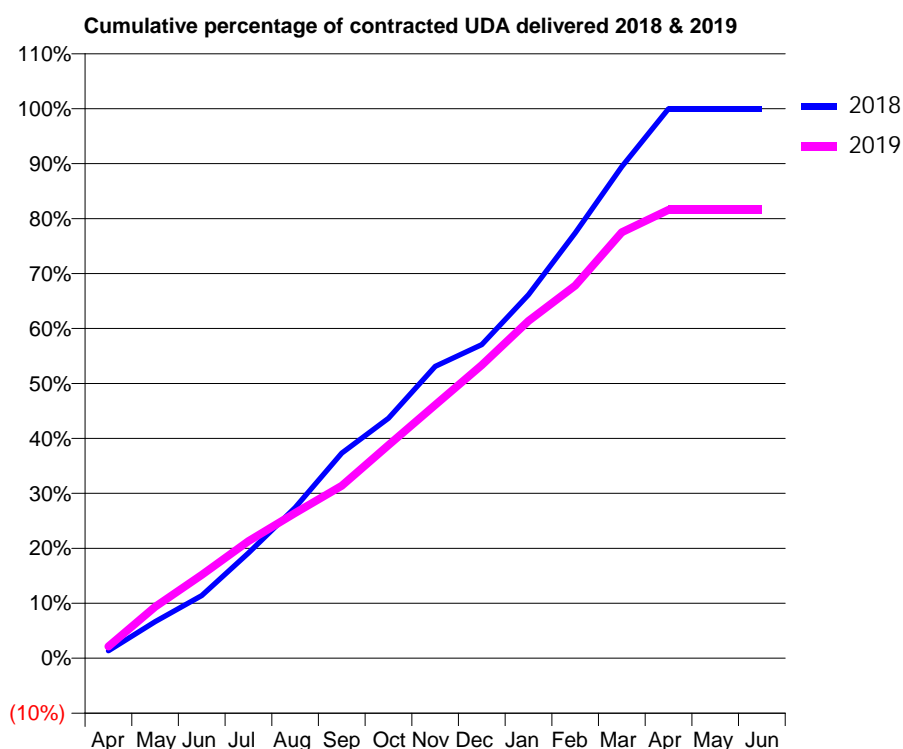
18/19 Contracted general activity (UDA)	6,000
Carry forward general activity (UDA)	0
18/19 Contracted orthodontic activity (UOA)	0
Carry forward orthodontic activity (UOA)	0
Baseline contract value	£163,972.47

### ACCESS\*

Patients seen in 24 months	Total	Change since previous quarter
Quarter ending March 2018	2,125	
Quarter ending June 2018	2,161	→
Quarter ending September 2018	2,243	↑
Quarter ending December 2018	2,296	↑
Quarter ending March 2019	2,299	→
<b>Variance since March 2018</b>	<b>8.2%</b>	<b>↑</b>



### ACTIVITY



Adjusted Scheduled Activity (UDA)		
Month	2018	2019
April	81	129
May	403	562
June	690	910
July	1,160	1,279
August	1,660	1,586
September	2,258	1,883
October	2,643	2,326
November	3,214	2,766
December	3,454	3,199
January	4,003	3,682
February	4,684	4,068
March	5,415	4,651
April	6,052	4,896
May	6,053	4,896
June	6,053	4,896

### QUALITY

	Quantity	Base Number	Contract	AT	Region	England
% of FP17s for the same patient ID Re-attending within 3 months - Children	66	718	9.2%	11.7%	12.3%	11.8%
% of FP17s for the same patient ID Re-attending within 3 months - Adults	325	1,964	16.5%	16.6%	15.9%	15.7%
% of FP17s for the same patient ID Re-attending between 3 & 9 months - Children	296	718	41.2%	58.1%	60.2%	58.9%
% of FP17s for the same patient ID Re-attending between 3 & 9 months - Adults	868	1,964	44.2%	51.8%	53.0%	50.8%
% of FP17s for Band 1 Urgent Courses	189	2,063	9.2%	9.7%	9.1%	9.1%
% of FP17s Relating to Free Repair or Replacements	15	2,063	0.7%	1.0%	1.0%	0.8%
% of FP17s Relating to Continuations	36	2,063	1.7%	1.1%	1.0%	0.9%
% of Patients satisfied with the dentistry they have received	2	2	N/A	93.5%	93.2%	92.5%
% of Patients satisfied with the time they had to wait for an appointment	0	2	N/A	89.3%	88.1%	87.0%

\* This is based on patients treated on this contract for their most recent course of treatment.

Figures in italics indicate the base number of FP17s or Patient Questionnaire responses are less than 100. N/A is shown where the base number of responses is less than 10 during the period. % is calculated as Quantity/Base number\*100

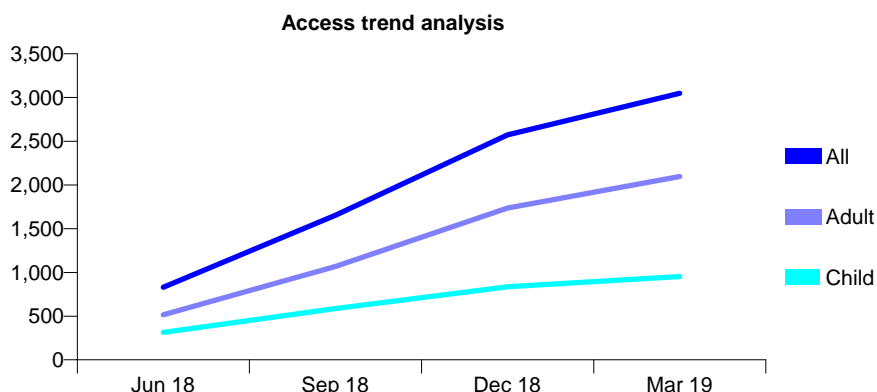
## Q45 - Vital Signs At a Glance Contract Report for 100704/0000 - Year end March 2019

Name or company name	Genix Healthcare Ltd
Contract type name	GDS Contract
Purpose of contract	General
Contract start date	01/04/2018
Contract end date	

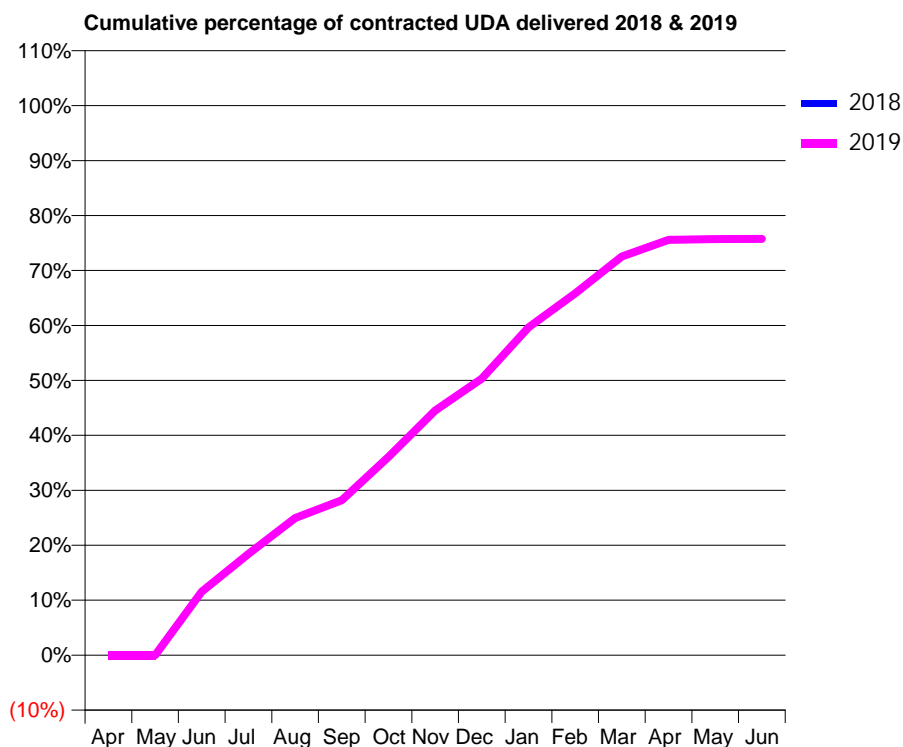
18/19 Contracted general activity (UDA)	12,000
Carry forward general activity (UDA)	0
18/19 Contracted orthodontic activity (UOA)	0
Carry forward orthodontic activity (UOA)	0
Baseline contract value	£327,047.28

### ACCESS\*

Patients seen in 24 months	Total	Change since previous quarter
Quarter ending March 2018	0	
Quarter ending June 2018	831	↑
Quarter ending September 2018	1,654	↑
Quarter ending December 2018	2,573	↑
Quarter ending March 2019	3,050	↑
Variance since March 2018	N/A	



### ACTIVITY



Adjusted Scheduled Activity (UDA)		
Month	2018	2019
April	0	0
May	0	0
June	0	1,387
July	0	2,211
August	0	2,994
September	0	3,381
October	0	4,328
November	0	5,342
December	0	6,039
January	0	7,155
February	0	7,902
March	0	8,704
April	0	9,067
May	0	9,086
June	0	9,090

### QUALITY

	Quantity	Base Number	Contract	AT	Region	England
% of FP17s for the same patient ID Re-attending within 3 months - Children	37	1,534	2.4%	11.7%	12.3%	11.8%
% of FP17s for the same patient ID Re-attending within 3 months - Adults	162	2,841	5.7%	15.0%	15.9%	15.7%
% of FP17s for the same patient ID Re-attending between 3 & 9 months - Children	451	1,534	29.4%	55.0%	60.2%	58.9%
% of FP17s for the same patient ID Re-attending between 3 & 9 months - Adults	475	2,841	16.7%	50.5%	53.0%	50.8%
% of FP17s for Band 1 Urgent Courses	164	4,550	3.6%	8.9%	9.1%	9.1%
% of FP17s Relating to Free Repair or Replacements	41	4,550	0.9%	1.2%	1.0%	0.8%
% of FP17s Relating to Continuations	30	4,550	0.7%	1.3%	1.0%	0.9%
% of Patients satisfied with the dentistry they have received	1	1	N/A	93.6%	93.2%	92.5%
% of Patients satisfied with the time they had to wait for an appointment	1	1	N/A	87.6%	88.1%	87.0%

\* This is based on patients treated on this contract for their most recent course of treatment.  
 Figures in italics indicate the base number of FP17s or Patient Questionnaire responses are less than 100. N/A is shown where the base number of responses is less than 10 during the period. % is calculated as Quantity/Base number\*100

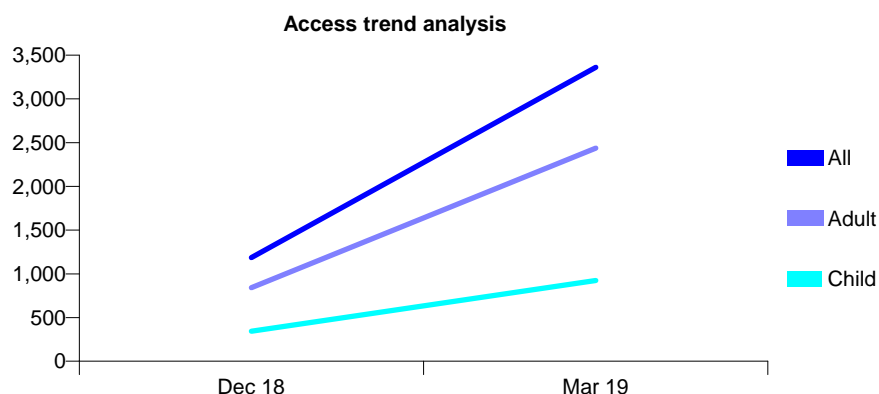
## Q45 - Vital Signs At a Glance Contract Report for 100899/0000 - Year end March 2019

Name or company name	Alpha Dental Fairfield Partnership
Contract type name	GDS Contract
Purpose of contract	General
Contract start date	01/11/2018
Contract end date	

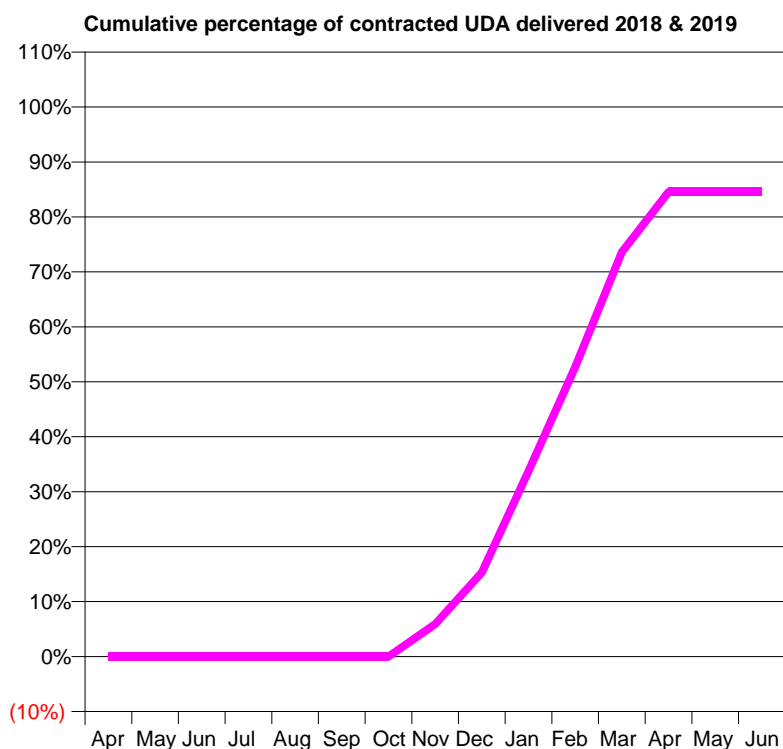
18/19 Contracted general activity (UDA)	7,951
Carry forward general activity (UDA)	0
18/19 Contracted orthodontic activity (UOA)	0
Carry forward orthodontic activity (UOA)	0
Baseline contract value	£222,536.97

### ACCESS\*

Patients seen in 24 months	Total	Change since previous quarter
Quarter ending March 2018	0	
Quarter ending June 2018	0	
Quarter ending September 2018	0	
Quarter ending December 2018	1,185	↑
Quarter ending March 2019	3,362	↑
Variance since March 2018	N/A	



### ACTIVITY



Adjusted Scheduled Activity (UDA)		
Month	2018	2019
April	0	0
May	0	0
June	0	0
July	0	0
August	0	0
September	0	0
October	0	0
November	0	469
December	0	1,215
January	0	2,683
February	0	4,193
March	0	5,851
April	0	6,721
May	0	6,721
June	0	6,721

### QUALITY

	Quantity	Base Number	Contract	AT	Region	England
% of FP17s for the same patient ID Re-attending within 3 months - Children	38	963	3.9%	11.7%	12.3%	11.8%
% of FP17s for the same patient ID Re-attending within 3 months - Adults	157	2,643	5.9%	15.0%	15.9%	15.7%
% of FP17s for the same patient ID Re-attending between 3 & 9 months - Children	31	963	3.2%	55.0%	60.2%	58.9%
% of FP17s for the same patient ID Re-attending between 3 & 9 months - Adults	107	2,643	4.0%	50.5%	53.0%	50.8%
% of FP17s for Band 1 Urgent Courses	294	3,839	7.7%	8.9%	9.1%	9.1%
% of FP17s Relating to Free Repair or Replacements	22	3,839	0.6%	1.2%	1.0%	0.8%
% of FP17s Relating to Continuations	17	3,839	0.4%	1.3%	1.0%	0.9%
% of Patients satisfied with the dentistry they have received	3	4	N/A	93.6%	93.2%	92.5%
% of Patients satisfied with the time they had to wait for an appointment	4	4	N/A	87.6%	88.1%	87.0%

\* This is based on patients treated on this contract for their most recent course of treatment.

Figures in italics indicate the base number of FP17s or Patient Questionnaire responses are less than 100. N/A is shown where the base number of responses is less than 10 during the period. % is calculated as Quantity/Base number\*100

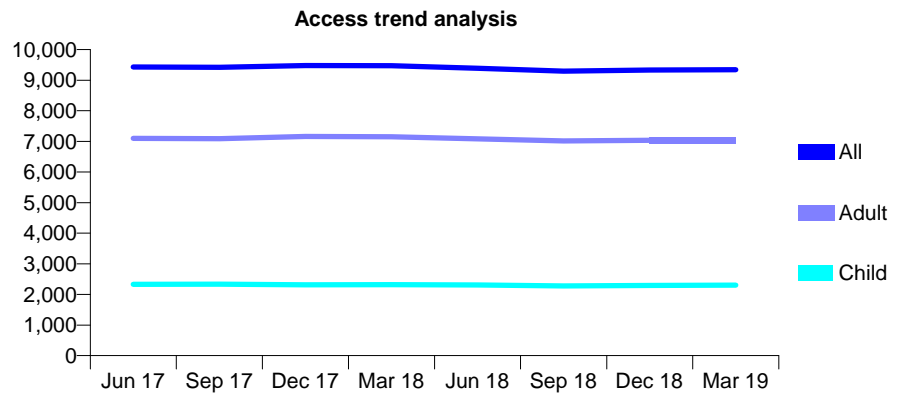
## Q45 - Vital Signs At a Glance Contract Report for 101281/0004 - Year end March 2019

Name or company name	OASIS DENTAL CARE LTD
Contract type name	GDS Contract
Purpose of contract	General
Contract start date	01/04/2006
Contract end date	

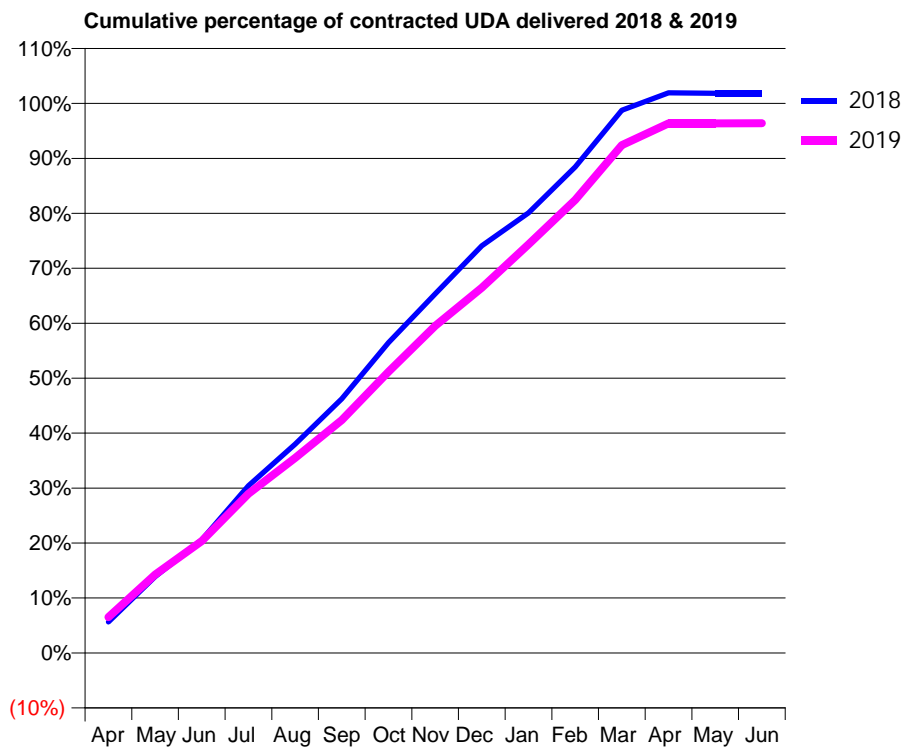
18/19 Contracted general activity (UDA)	27,500
Carry forward general activity (UDA)	-503
18/19 Contracted orthodontic activity (UOA)	0
Carry forward orthodontic activity (UOA)	0
Baseline contract value	£773,492.14

### ACCESS\*

Patients seen in 24 months	Total	Change since previous quarter
Quarter ending March 2018	9,475	
Quarter ending June 2018	9,393	→
Quarter ending September 2018	9,298	↓
Quarter ending December 2018	9,332	→
Quarter ending March 2019	9,343	→
<b>Variance since March 2018</b>	<b>(1.4%)</b>	<b>↓</b>



### ACTIVITY



Adjusted Scheduled Activity (UDA)		
Month	2018	2019
April	1,549	1,791
May	3,819	3,919
June	5,663	5,594
July	8,362	7,970
August	10,450	9,758
September	12,718	11,646
October	15,523	14,068
November	17,966	16,364
December	20,371	18,276
January	22,025	20,446
February	24,320	22,672
March	27,154	25,407
April	28,028	26,497
May	28,006	26,499
June	28,003	26,502

### QUALITY

	Quantity	Base Number	Contract	AT	Region	England
% of FP17s for the same patient ID Re-attending within 3 months - Children	184	3,117	5.9%	11.7%	12.3%	11.8%
% of FP17s for the same patient ID Re-attending within 3 months - Adults	1,126	9,337	12.1%	15.0%	15.9%	15.7%
% of FP17s for the same patient ID Re-attending between 3 & 9 months - Children	1,752	3,117	56.2%	55.0%	60.2%	58.9%
% of FP17s for the same patient ID Re-attending between 3 & 9 months - Adults	5,424	9,337	58.1%	50.5%	53.0%	50.8%
% of FP17s for Band 1 Urgent Courses	690	12,536	5.5%	8.9%	9.1%	9.1%
% of FP17s Relating to Free Repair or Replacements	348	12,536	2.8%	1.2%	1.0%	0.8%
% of FP17s Relating to Continuations	115	12,536	0.9%	1.3%	1.0%	0.9%
% of Patients satisfied with the dentistry they have received	5	5	N/A	93.6%	93.2%	92.5%
% of Patients satisfied with the time they had to wait for an appointment	4	5	N/A	87.6%	88.1%	87.0%

\* This is based on patients treated on this contract for their most recent course of treatment.

Figures in italics indicate the base number of FP17s or Patient Questionnaire responses are less than 100. N/A is shown where the base number of responses is less than 10 during the period. % is calculated as Quantity/Base number\*100

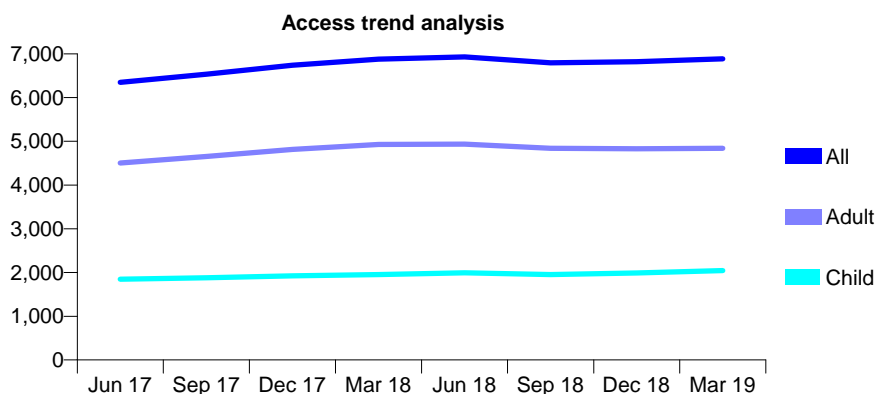
## Q45 - Vital Signs At a Glance Contract Report for 101281/0005 - Year end March 2019

Name or company name	OASIS DENTAL CARE LTD
Contract type name	GDS Contract
Purpose of contract	General
Contract start date	01/04/2006
Contract end date	

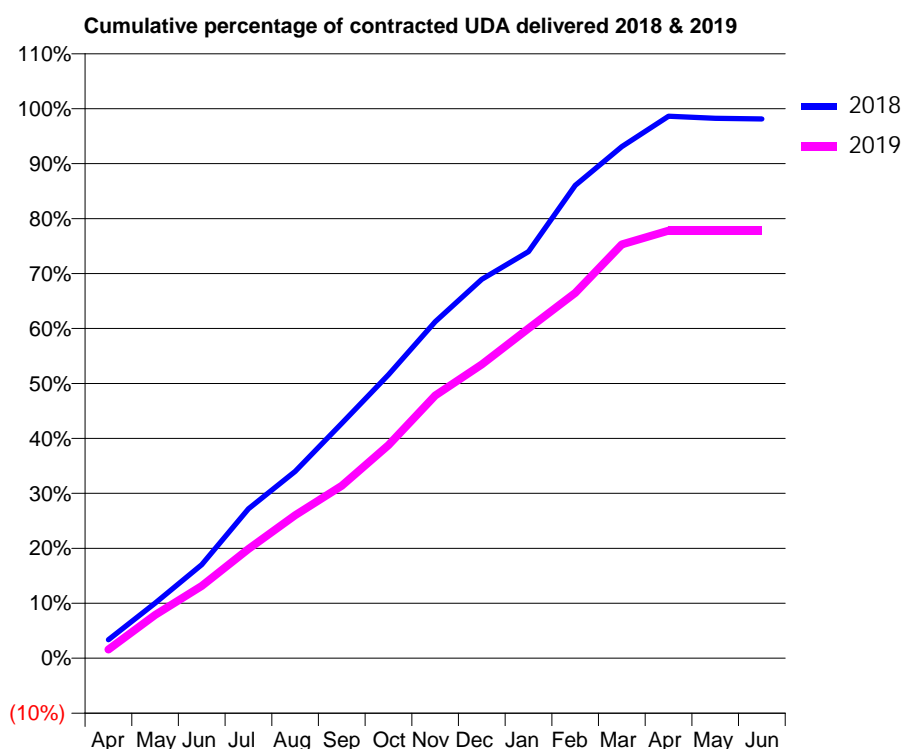
18/19 Contracted general activity (UDA)	21,308
Carry forward general activity (UDA)	339
18/19 Contracted orthodontic activity (UOA)	0
Carry forward orthodontic activity (UOA)	0
Baseline contract value	£570,440.52

### ACCESS\*

Patients seen in 24 months	Total	Change since previous quarter
Quarter ending March 2018	6,880	
Quarter ending June 2018	6,930	→
Quarter ending September 2018	6,795	↓
Quarter ending December 2018	6,821	→
Quarter ending March 2019	6,885	→
<b>Variance since March 2018</b>	<b>0.1%</b>	<b>→</b>



### ACTIVITY



Adjusted Scheduled Activity (UDA)		
Month	2018	2019
April	609	337
May	1,819	1,676
June	3,083	2,802
July	4,925	4,240
August	6,160	5,544
September	7,744	6,686
October	9,347	8,266
November	11,093	10,191
December	12,491	11,386
January	13,401	12,783
February	15,581	14,166
March	16,857	16,044
April	17,865	16,578
May	17,795	16,573
June	17,773	16,574

### QUALITY

	Quantity	Base Number	Contract	AT	Region	England
% of FP17s for the same patient ID Re-attending within 3 months - Children	225	3,229	7.0%	11.7%	12.3%	11.8%
% of FP17s for the same patient ID Re-attending within 3 months - Adults	734	6,289	11.7%	15.0%	15.9%	15.7%
% of FP17s for the same patient ID Re-attending between 3 & 9 months - Children	2,074	3,229	64.2%	55.0%	60.2%	58.9%
% of FP17s for the same patient ID Re-attending between 3 & 9 months - Adults	3,703	6,289	58.9%	50.5%	53.0%	50.8%
% of FP17s for Band 1 Urgent Courses	600	9,351	6.4%	8.9%	9.1%	9.1%
% of FP17s Relating to Free Repair or Replacements	88	9,351	0.9%	1.2%	1.0%	0.8%
% of FP17s Relating to Continuations	41	9,351	0.4%	1.3%	1.0%	0.9%
% of Patients satisfied with the dentistry they have received	0	1	N/A	93.6%	93.2%	92.5%
% of Patients satisfied with the time they had to wait for an appointment	0	1	N/A	87.6%	88.1%	87.0%

\* This is based on patients treated on this contract for their most recent course of treatment.

Figures in italics indicate the base number of FP17s or Patient Questionnaire responses are less than 100. N/A is shown where the base number of responses is less than 10 during the period. % is calculated as Quantity/Base number\*100



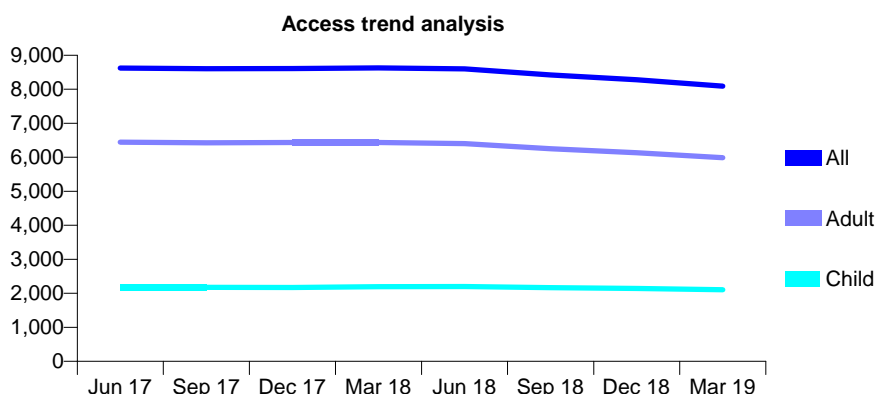
## Q45 - Vital Signs At a Glance Contract Report for 101281/0006 - Year end March 2019

Name or company name	OASIS DENTAL CARE LTD
Contract type name	GDS Contract
Purpose of contract	General
Contract start date	01/04/2006
Contract end date	

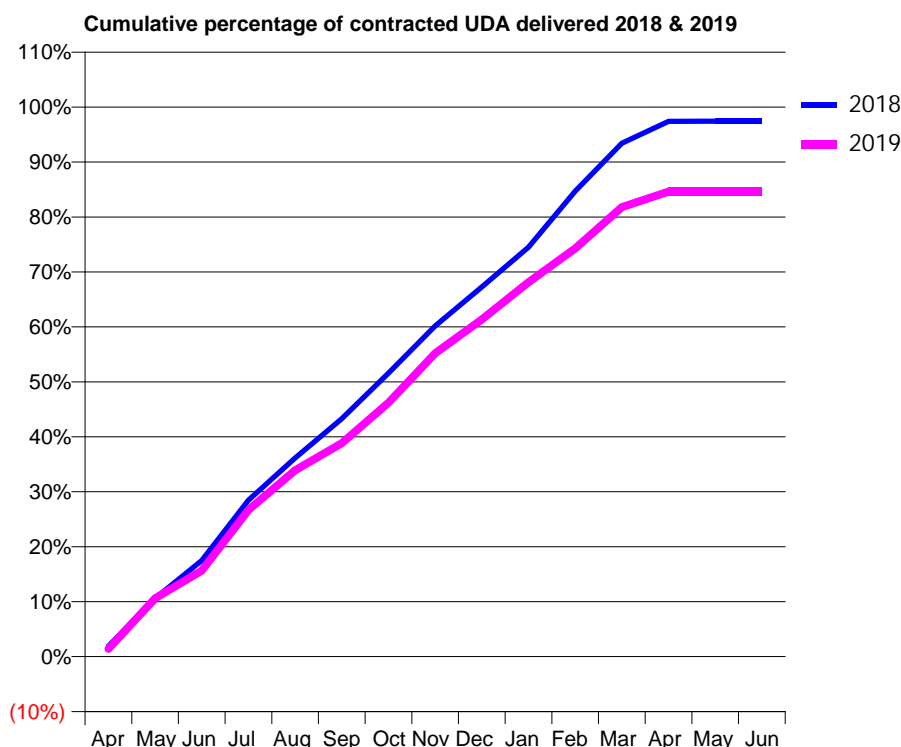
18/19 Contracted general activity (UDA)	25,123
Carry forward general activity (UDA)	645
18/19 Contracted orthodontic activity (UOA)	0
Carry forward orthodontic activity (UOA)	0
Baseline contract value	£708,654.40

### ACCESS\*

Patients seen in 24 months	Total	Change since previous quarter
Quarter ending March 2018	8,628	
Quarter ending June 2018	8,600	→
Quarter ending September 2018	8,420	↓
Quarter ending December 2018	8,281	↓
Quarter ending March 2019	8,094	↓
<b>Variance since March 2018</b>	<b>(6.2%)</b>	<b>↓</b>



### ACTIVITY



Adjusted Scheduled Activity (UDA)		
Month	2018	2019
April	478	358
May	2,665	2,668
June	4,394	3,933
July	7,156	6,706
August	9,087	8,518
September	10,879	9,760
October	12,958	11,608
November	15,116	13,864
December	16,895	15,406
January	18,722	17,115
February	21,278	18,660
March	23,466	20,551
April	24,467	21,256
May	24,477	21,253
June	24,478	21,253

### QUALITY

	Quantity	Base Number	Contract	AT	Region	England
% of FP17s for the same patient ID Re-attending within 3 months - Children	187	2,761	6.8%	11.7%	12.3%	11.8%
% of FP17s for the same patient ID Re-attending within 3 months - Adults	930	7,592	12.2%	15.0%	15.9%	15.7%
% of FP17s for the same patient ID Re-attending between 3 & 9 months - Children	1,456	2,761	52.7%	55.0%	60.2%	58.9%
% of FP17s for the same patient ID Re-attending between 3 & 9 months - Adults	4,366	7,592	57.5%	50.5%	53.0%	50.8%
% of FP17s for Band 1 Urgent Courses	820	10,271	8.0%	8.9%	9.1%	9.1%
% of FP17s Relating to Free Repair or Replacements	140	10,271	1.4%	1.2%	1.0%	0.8%
% of FP17s Relating to Continuations	118	10,271	1.1%	1.3%	1.0%	0.9%
% of Patients satisfied with the dentistry they have received	8	8	N/A	93.6%	93.2%	92.5%
% of Patients satisfied with the time they had to wait for an appointment	7	8	N/A	87.6%	88.1%	87.0%

\* This is based on patients treated on this contract for their most recent course of treatment.

Figures in italics indicate the base number of FP17s or Patient Questionnaire responses are less than 100. N/A is shown where the base number of responses is less than 10 during the period. % is calculated as Quantity/Base number\*100

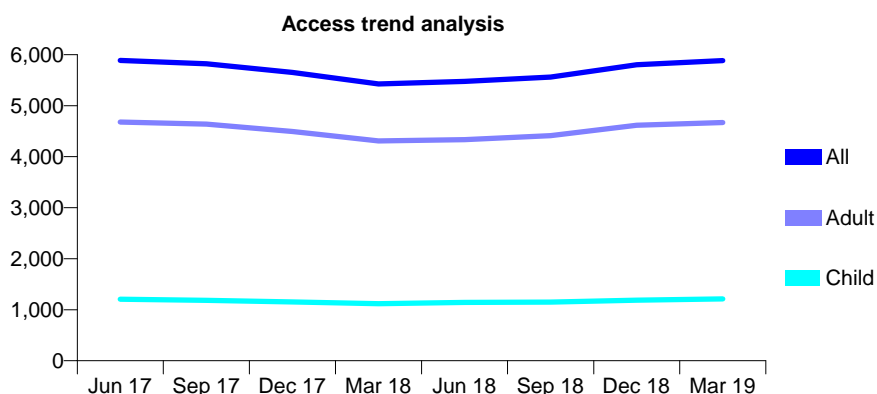
## Q45 - Vital Signs At a Glance Contract Report for 101281/0007 - Year end March 2019

Name or company name	OASIS DENTAL CARE LTD
Contract type name	GDS Contract
Purpose of contract	General
Contract start date	01/04/2006
Contract end date	

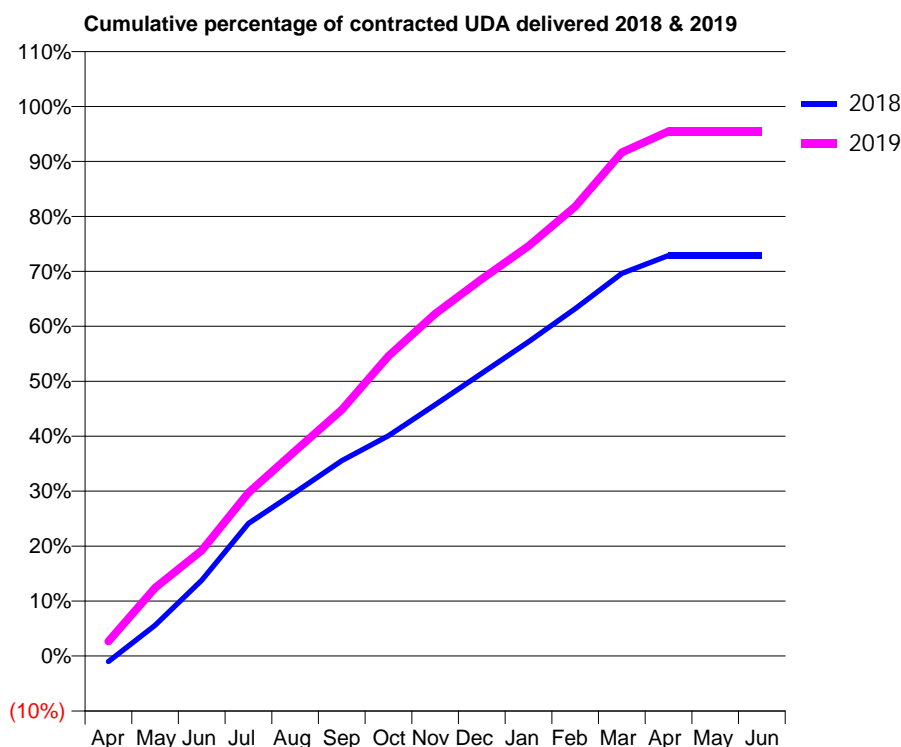
18/19 Contracted general activity (UDA)	20,269
Carry forward general activity (UDA)	0
18/19 Contracted orthodontic activity (UOA)	0
Carry forward orthodontic activity (UOA)	0
Baseline contract value	£548,161.08

### ACCESS\*

Patients seen in 24 months	Total	Change since previous quarter
Quarter ending March 2018	5,427	
Quarter ending June 2018	5,476	→
Quarter ending September 2018	5,561	→
Quarter ending December 2018	5,803	↑
Quarter ending March 2019	5,884	→
<b>Variance since March 2018</b>	<b>8.4%</b>	<b>↑</b>



### ACTIVITY



Adjusted Scheduled Activity (UDA)		
Month	2018	2019
April	-193	543
May	1,059	2,514
June	2,600	3,893
July	4,547	6,021
August	5,616	7,560
September	6,700	9,082
October	7,551	11,063
November	8,617	12,624
December	9,697	13,902
January	10,777	15,119
February	11,911	16,579
March	13,118	18,570
April	13,738	19,354
May	13,738	19,351
June	13,738	19,352

### QUALITY

	Quantity	Base Number	Contract	AT	Region	England
% of FP17s for the same patient ID Re-attending within 3 months - Children	176	1,618	10.9%	11.7%	12.3%	11.8%
% of FP17s for the same patient ID Re-attending within 3 months - Adults	1,452	6,366	22.8%	15.0%	15.9%	15.7%
% of FP17s for the same patient ID Re-attending between 3 & 9 months - Children	605	1,618	37.4%	55.0%	60.2%	58.9%
% of FP17s for the same patient ID Re-attending between 3 & 9 months - Adults	1,972	6,366	31.0%	50.5%	53.0%	50.8%
% of FP17s for Band 1 Urgent Courses	1,700	8,067	21.1%	8.9%	9.1%	9.1%
% of FP17s Relating to Free Repair or Replacements	142	8,067	1.8%	1.2%	1.0%	0.8%
% of FP17s Relating to Continuations	220	8,067	2.7%	1.3%	1.0%	0.9%
% of Patients satisfied with the dentistry they have received	4	4	N/A	93.6%	93.2%	92.5%
% of Patients satisfied with the time they had to wait for an appointment	4	4	N/A	87.6%	88.1%	87.0%

\* This is based on patients treated on this contract for their most recent course of treatment.

Figures in italics indicate the base number of FP17s or Patient Questionnaire responses are less than 100. N/A is shown where the base number of responses is less than 10 during the period. % is calculated as Quantity/Base number\*100

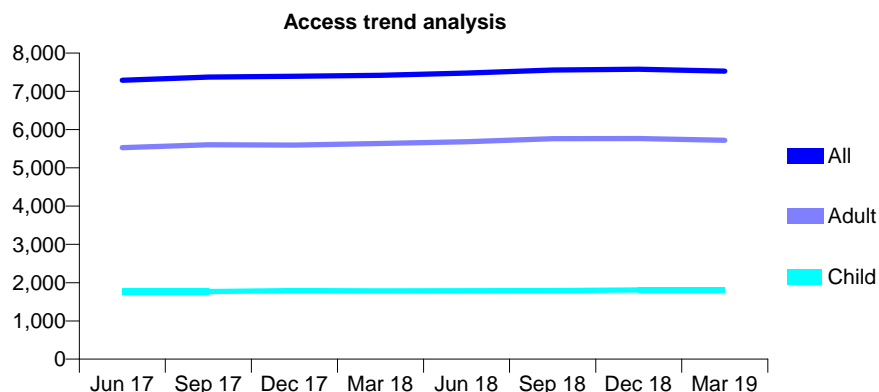
## Q45 - Vital Signs At a Glance Contract Report for 101281/0017 - Year end March 2019

Name or company name	OASIS DENTAL CARE LTD
Contract type name	GDS Contract
Purpose of contract	General
Contract start date	01/04/2006
Contract end date	

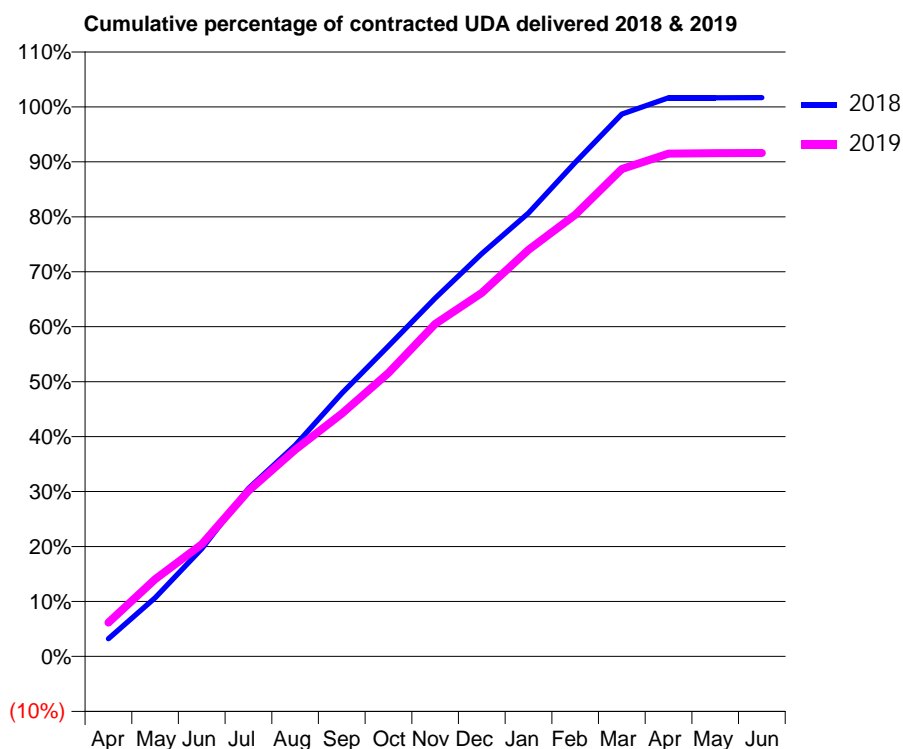
18/19 Contracted general activity (UDA)	22,400
Carry forward general activity (UDA)	-376
18/19 Contracted orthodontic activity (UOA)	0
Carry forward orthodontic activity (UOA)	0
Baseline contract value	£631,754.48

### ACCESS\*

Patients seen in 24 months	Total	Change since previous quarter
Quarter ending March 2018	7,421	
Quarter ending June 2018	7,475	→
Quarter ending September 2018	7,556	→
Quarter ending December 2018	7,578	→
Quarter ending March 2019	7,529	→
<b>Variance since March 2018</b>	<b>1.5%</b>	<b>→</b>



### ACTIVITY



Adjusted Scheduled Activity (UDA)		
Month	2018	2019
April	721	1,380
May	2,392	3,152
June	4,392	4,567
July	6,844	6,748
August	8,608	8,424
September	10,722	9,897
October	12,653	11,558
November	14,606	13,554
December	16,418	14,815
January	18,073	16,569
February	20,133	18,000
March	22,104	19,863
April	22,767	20,490
May	22,765	20,512
June	22,776	20,519

### QUALITY

	Quantity	Base Number	Contract	AT	Region	England
% of FP17s for the same patient ID Re-attending within 3 months - Children	146	2,475	5.9%	11.7%	12.3%	11.8%
% of FP17s for the same patient ID Re-attending within 3 months - Adults	798	7,141	11.2%	15.0%	15.9%	15.7%
% of FP17s for the same patient ID Re-attending between 3 & 9 months - Children	1,488	2,475	60.1%	55.0%	60.2%	58.9%
% of FP17s for the same patient ID Re-attending between 3 & 9 months - Adults	3,917	7,141	54.9%	50.5%	53.0%	50.8%
% of FP17s for Band 1 Urgent Courses	649	9,543	6.8%	8.9%	9.1%	9.1%
% of FP17s Relating to Free Repair or Replacements	158	9,543	1.7%	1.2%	1.0%	0.8%
% of FP17s Relating to Continuations	38	9,543	0.4%	1.3%	1.0%	0.9%
% of Patients satisfied with the dentistry they have received	8	8	N/A	93.6%	93.2%	92.5%
% of Patients satisfied with the time they had to wait for an appointment	7	8	N/A	87.6%	88.1%	87.0%

\* This is based on patients treated on this contract for their most recent course of treatment.

Figures in italics indicate the base number of FP17s or Patient Questionnaire responses are less than 100. N/A is shown where the base number of responses is less than 10 during the period. % is calculated as Quantity/Base number\*100

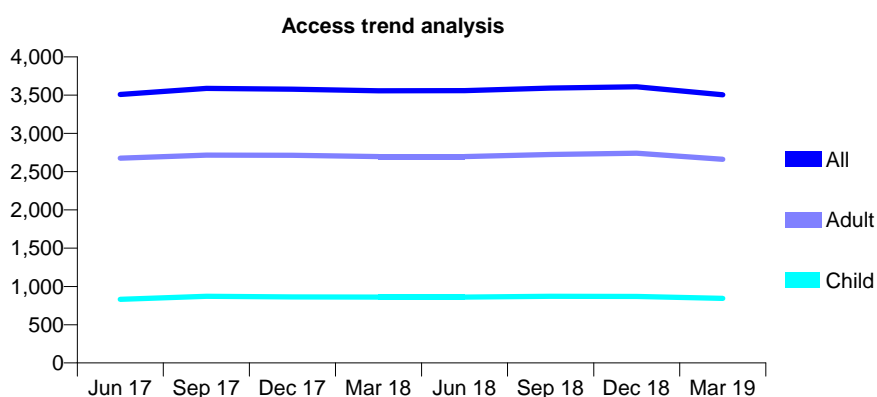
## Q45 - Vital Signs At a Glance Contract Report for 101281/0018 - Year end March 2019

Name or company name	OASIS DENTAL CARE LTD
Contract type name	GDS Contract
Purpose of contract	General
Contract start date	01/04/2006
Contract end date	

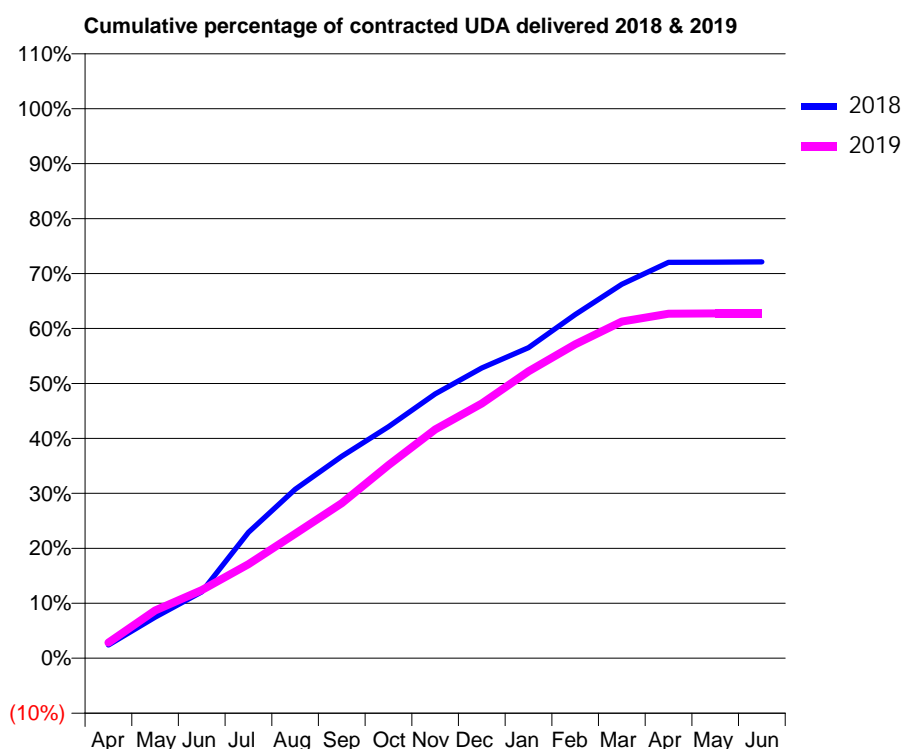
18/19 Contracted general activity (UDA)	14,000
Carry forward general activity (UDA)	0
18/19 Contracted orthodontic activity (UOA)	0
Carry forward orthodontic activity (UOA)	0
Baseline contract value	£382,619.07

### ACCESS\*

Patients seen in 24 months	Total	Change since previous quarter
Quarter ending March 2018	3,557	
Quarter ending June 2018	3,558	→
Quarter ending September 2018	3,593	→
Quarter ending December 2018	3,608	→
Quarter ending March 2019	3,505	↓
<b>Variance since March 2018</b>	<b>(1.5%)</b>	<b>↓</b>



### ACTIVITY



Adjusted Scheduled Activity (UDA)		
Month	2018	2019
April	338	401
May	1,049	1,216
June	1,689	1,735
July	3,210	2,397
August	4,302	3,172
September	5,145	3,948
October	5,896	4,919
November	6,731	5,827
December	7,396	6,488
January	7,911	7,310
February	8,757	7,994
March	9,524	8,578
April	10,085	8,777
May	10,089	8,784
June	10,094	8,784

### QUALITY

	Quantity	Base Number	Contract	AT	Region	England
% of FP17s for the same patient ID Re-attending within 3 months - Children	53	1,048	5.1%	11.7%	12.3%	11.8%
% of FP17s for the same patient ID Re-attending within 3 months - Adults	312	3,147	9.9%	15.0%	15.9%	15.7%
% of FP17s for the same patient ID Re-attending between 3 & 9 months - Children	528	1,048	50.4%	55.0%	60.2%	58.9%
% of FP17s for the same patient ID Re-attending between 3 & 9 months - Adults	1,448	3,147	46.0%	50.5%	53.0%	50.8%
% of FP17s for Band 1 Urgent Courses	183	4,071	4.5%	8.9%	9.1%	9.1%
% of FP17s Relating to Free Repair or Replacements	45	4,071	1.1%	1.2%	1.0%	0.8%
% of FP17s Relating to Continuations	30	4,071	0.7%	1.3%	1.0%	0.9%
% of Patients satisfied with the dentistry they have received	1	1	N/A	93.6%	93.2%	92.5%
% of Patients satisfied with the time they had to wait for an appointment	1	1	N/A	87.6%	88.1%	87.0%

\* This is based on patients treated on this contract for their most recent course of treatment. Figures in italics indicate the base number of FP17s or Patient Questionnaire responses are less than 100. N/A is shown where the base number of responses is less than 10 during the period. % is calculated as Quantity/Base number\*100

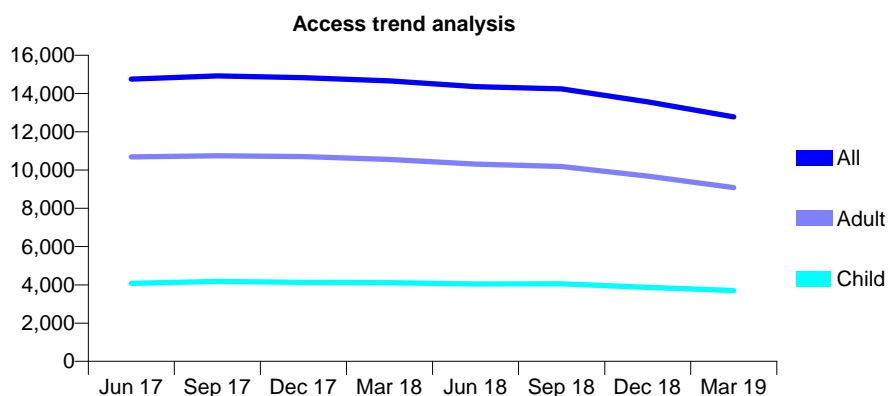
## Q45 - Vital Signs At a Glance Contract Report for 101281/0052 - Year end March 2019

Name or company name	OASIS DENTAL CARE LTD
Contract type name	GDS Contract
Purpose of contract	General
Contract start date	01/04/2006
Contract end date	

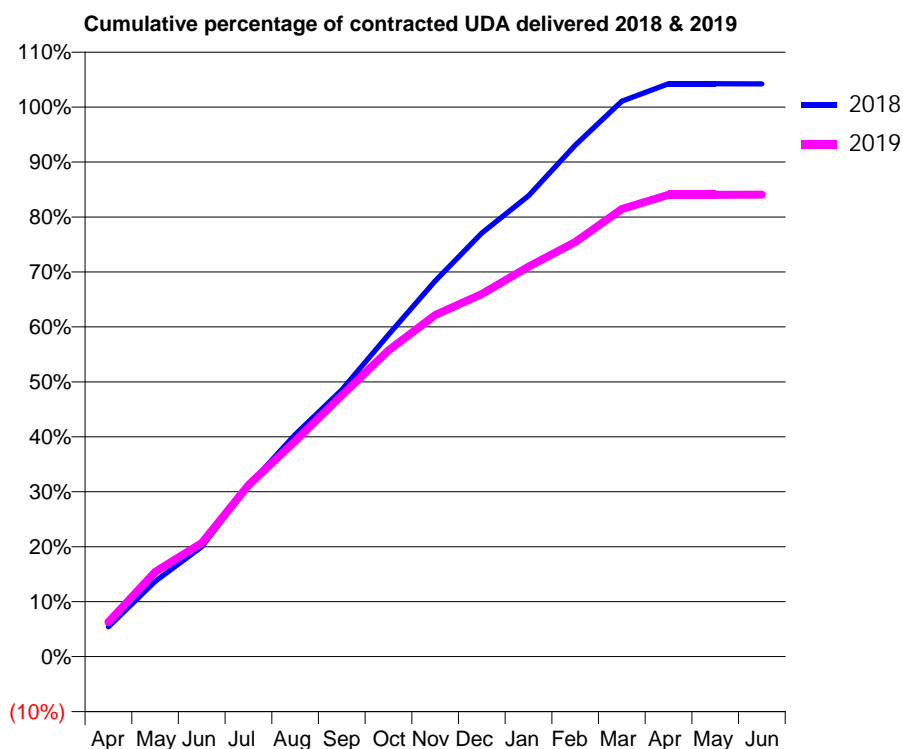
18/19 Contracted general activity (UDA)	40,053
Carry forward general activity (UDA)	-801
18/19 Contracted orthodontic activity (UOA)	0
Carry forward orthodontic activity (UOA)	0
Baseline contract value	£1,164,270.09

### ACCESS\*

Patients seen in 24 months	Total	Change since previous quarter
Quarter ending March 2018	14,663	
Quarter ending June 2018	14,355	↓
Quarter ending September 2018	14,244	→
Quarter ending December 2018	13,561	↓
Quarter ending March 2019	12,785	↓
<b>Variance since March 2018</b>	<b>(12.8%)</b>	<b>↓</b>



### ACTIVITY



Month	Adjusted Scheduled Activity (UDA)	
	2018	2019
April	2,180	2,511
May	5,491	6,177
June	8,004	8,275
July	12,468	12,502
August	16,192	15,723
September	19,437	19,049
October	23,457	22,319
November	27,386	24,897
December	30,874	26,422
January	33,590	28,427
February	37,272	30,216
March	40,477	32,616
April	41,752	33,658
May	41,755	33,658
June	41,743	33,669

### QUALITY

	Quantity	Base Number	Contract	AT	Region	England
% of FP17s for the same patient ID Re-attending within 3 months - Children	414	5,067	8.2%	11.7%	12.3%	11.8%
% of FP17s for the same patient ID Re-attending within 3 months - Adults	1,953	11,479	17.0%	15.0%	15.9%	15.7%
% of FP17s for the same patient ID Re-attending between 3 & 9 months - Children	3,014	5,067	59.5%	55.0%	60.2%	58.9%
% of FP17s for the same patient ID Re-attending between 3 & 9 months - Adults	6,296	11,479	54.8%	50.5%	53.0%	50.8%
% of FP17s for Band 1 Urgent Courses	1,664	16,574	10.0%	8.9%	9.1%	9.1%
% of FP17s Relating to Free Repair or Replacements	127	16,574	0.8%	1.2%	1.0%	0.8%
% of FP17s Relating to Continuations	235	16,574	1.4%	1.3%	1.0%	0.9%
% of Patients satisfied with the dentistry they have received	4	5	N/A	93.6%	93.2%	92.5%
% of Patients satisfied with the time they had to wait for an appointment	5	5	N/A	87.6%	88.1%	87.0%

\* This is based on patients treated on this contract for their most recent course of treatment.

Figures in italics indicate the base number of FP17s or Patient Questionnaire responses are less than 100. N/A is shown where the base number of responses is less than 10 during the period. % is calculated as Quantity/Base number\*100

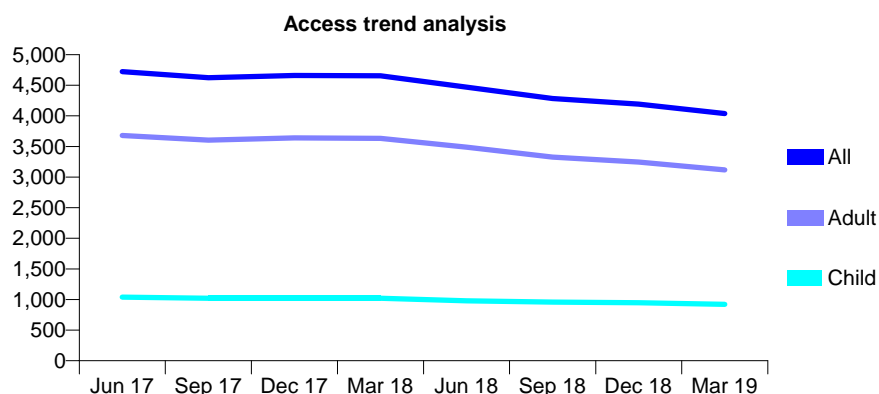
## Q45 - Vital Signs At a Glance Contract Report for 101338/0057 - Year end March 2019

Name or company name	Whitecross Dental Care Limited
Contract type name	GDS Contract
Purpose of contract	General
Contract start date	01/01/2008
Contract end date	

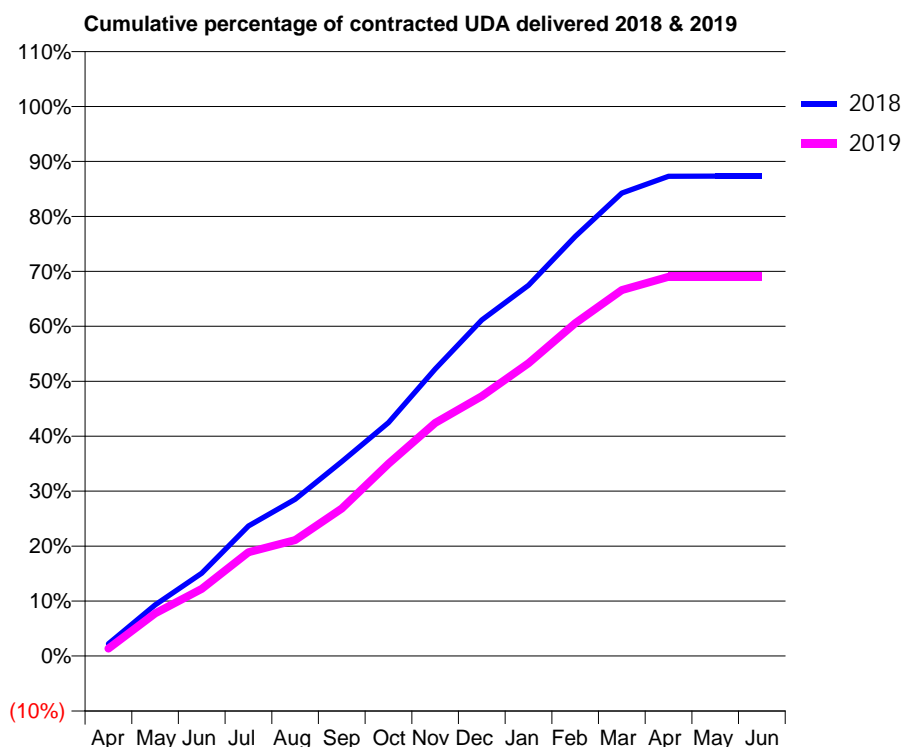
18/19 Contracted general activity (UDA)	17,500
Carry forward general activity (UDA)	0
18/19 Contracted orthodontic activity (UOA)	0
Carry forward orthodontic activity (UOA)	0
Baseline contract value	£571,469.67

### ACCESS\*

Patients seen in 24 months	Total	Change since previous quarter
Quarter ending March 2018	4,654	
Quarter ending June 2018	4,469	↓
Quarter ending September 2018	4,285	↓
Quarter ending December 2018	4,192	↓
Quarter ending March 2019	4,038	↓
<b>Variance since March 2018</b>	<b>(13.2%)</b>	<b>↓</b>



### ACTIVITY



Adjusted Scheduled Activity (UDA)		
Month	2018	2019
April	392	236
May	1,628	1,360
June	2,639	2,137
July	4,141	3,306
August	4,994	3,693
September	6,188	4,697
October	7,436	6,120
November	9,139	7,420
December	10,701	8,276
January	11,804	9,324
February	13,360	10,598
March	14,740	11,656
April	15,279	12,074
May	15,282	12,074
June	15,282	12,074

### QUALITY

	Quantity	Base Number	Contract	AT	Region	England
% of FP17s for the same patient ID Re-attending within 3 months - Children	75	1,271	5.9%	11.7%	12.3%	11.8%
% of FP17s for the same patient ID Re-attending within 3 months - Adults	509	4,031	12.6%	15.0%	15.9%	15.7%
% of FP17s for the same patient ID Re-attending between 3 & 9 months - Children	680	1,271	53.5%	55.0%	60.2%	58.9%
% of FP17s for the same patient ID Re-attending between 3 & 9 months - Adults	2,259	4,031	56.0%	50.5%	53.0%	50.8%
% of FP17s for Band 1 Urgent Courses	336	5,239	6.4%	8.9%	9.1%	9.1%
% of FP17s Relating to Free Repair or Replacements	106	5,239	2.0%	1.2%	1.0%	0.8%
% of FP17s Relating to Continuations	112	5,239	2.1%	1.3%	1.0%	0.9%
% of Patients satisfied with the dentistry they have received	1	2	N/A	93.6%	93.2%	92.5%
% of Patients satisfied with the time they had to wait for an appointment	1	2	N/A	87.6%	88.1%	87.0%

\* This is based on patients treated on this contract for their most recent course of treatment.

Figures in italics indicate the base number of FP17s or Patient Questionnaire responses are less than 100. N/A is shown where the base number of responses is less than 10 during the period. % is calculated as Quantity/Base number\*100

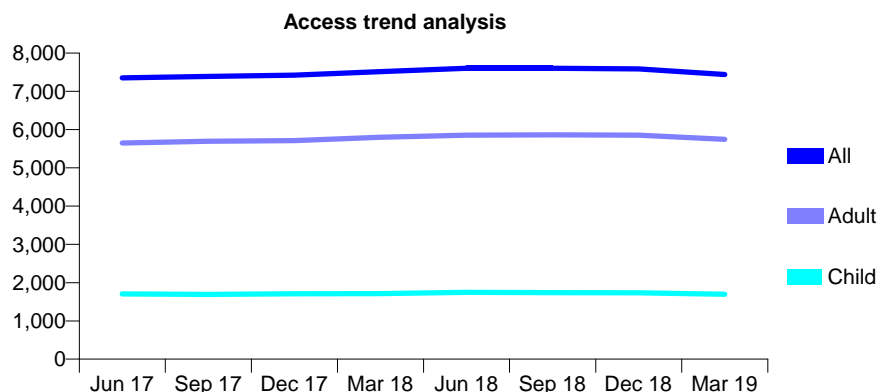
## Q45 - Vital Signs At a Glance Contract Report for 101338/0058 - Year end March 2019

Name or company name	Whitecross Dental Care Limited
Contract type name	GDS Contract
Purpose of contract	General
Contract start date	01/01/2008
Contract end date	

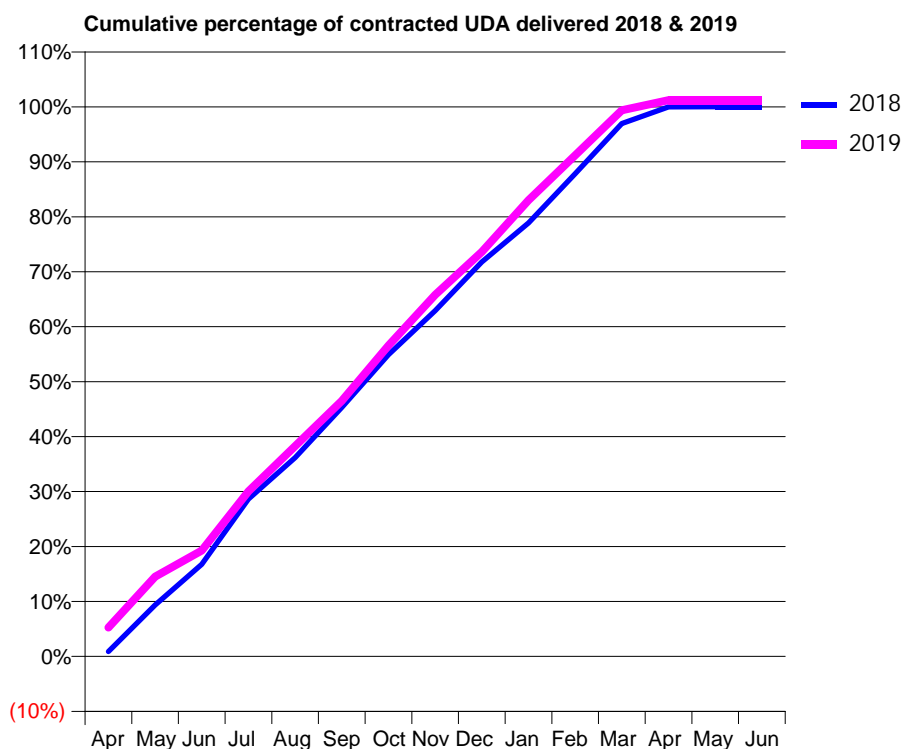
18/19 Contracted general activity (UDA)	18,724
Carry forward general activity (UDA)	-2
18/19 Contracted orthodontic activity (UOA)	0
Carry forward orthodontic activity (UOA)	0
Baseline contract value	£503,888.62

### ACCESS\*

Patients seen in 24 months	Total	Change since previous quarter
Quarter ending March 2018	7,513	
Quarter ending June 2018	7,601	→
Quarter ending September 2018	7,600	→
Quarter ending December 2018	7,587	→
Quarter ending March 2019	7,442	↓
<b>Variance since March 2018</b>	<b>(0.9%)</b>	→



### ACTIVITY



Adjusted Scheduled Activity (UDA)		
Month	2018	2019
April	167	983
May	1,750	2,722
June	3,136	3,607
July	5,363	5,629
August	6,779	7,166
September	8,482	8,704
October	10,282	10,592
November	11,777	12,319
December	13,437	13,785
January	14,767	15,542
February	16,449	17,079
March	18,155	18,607
April	18,725	18,948
May	18,726	18,950
June	18,726	18,950

### QUALITY

	Quantity	Base Number	Contract	AT	Region	England
% of FP17s for the same patient ID Re-attending within 3 months - Children	101	2,427	4.2%	11.7%	12.3%	11.8%
% of FP17s for the same patient ID Re-attending within 3 months - Adults	757	7,001	10.8%	15.0%	15.9%	15.7%
% of FP17s for the same patient ID Re-attending between 3 & 9 months - Children	1,384	2,427	57.0%	55.0%	60.2%	58.9%
% of FP17s for the same patient ID Re-attending between 3 & 9 months - Adults	2,774	7,001	39.6%	50.5%	53.0%	50.8%
% of FP17s for Band 1 Urgent Courses	869	9,331	9.3%	8.9%	9.1%	9.1%
% of FP17s Relating to Free Repair or Replacements	51	9,331	0.5%	1.2%	1.0%	0.8%
% of FP17s Relating to Continuations	101	9,331	1.1%	1.3%	1.0%	0.9%
% of Patients satisfied with the dentistry they have received	3	3	N/A	93.6%	93.2%	92.5%
% of Patients satisfied with the time they had to wait for an appointment	3	3	N/A	87.6%	88.1%	87.0%

\* This is based on patients treated on this contract for their most recent course of treatment.

Figures in italics indicate the base number of FP17s or Patient Questionnaire responses are less than 100. N/A is shown where the base number of responses is less than 10 during the period. % is calculated as Quantity/Base number\*100



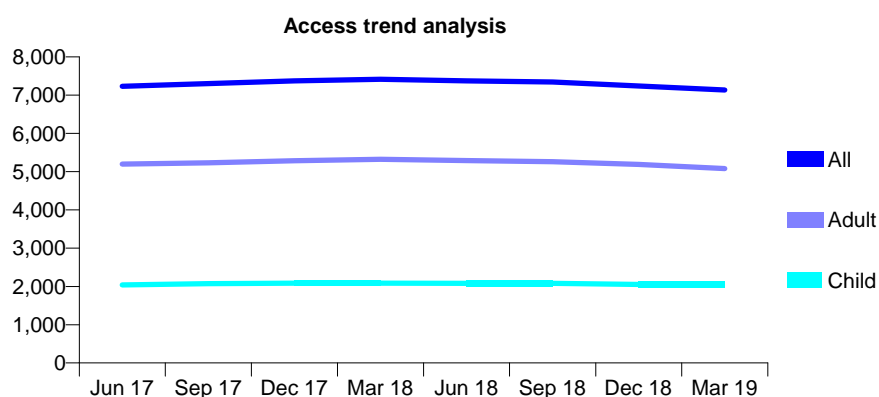
## Q45 - Vital Signs At a Glance Contract Report for 101338/0082 - Year end March 2019

Name or company name	Whitecross Dental Care Limited
Contract type name	GDS Contract
Purpose of contract	General and Orthodontic
Contract start date	01/04/2009
Contract end date	

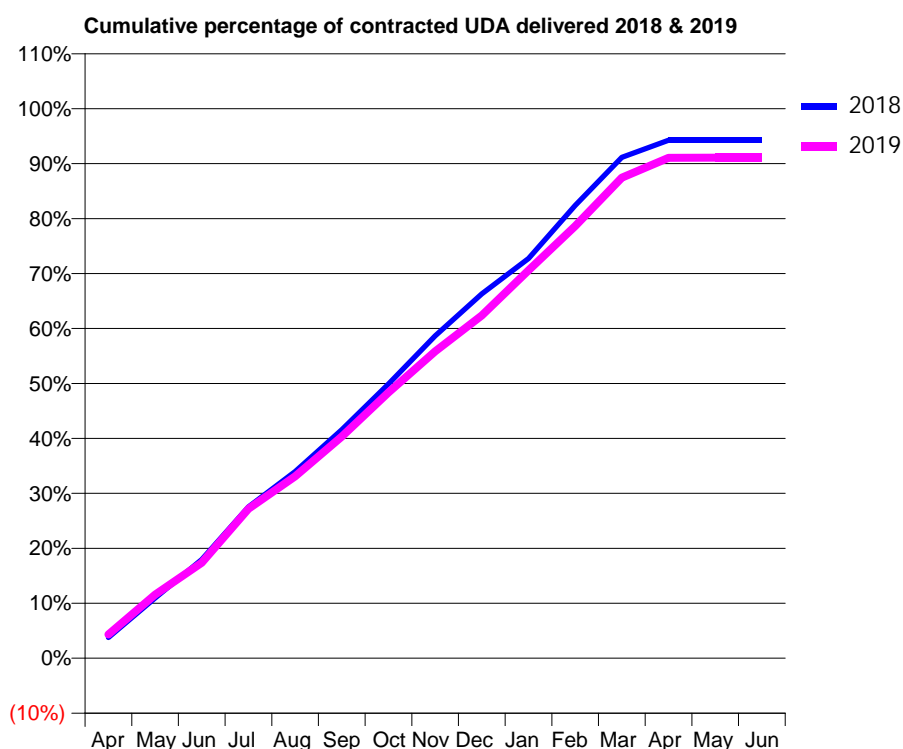
18/19 Contracted general activity (UDA)	18,500
Carry forward general activity (UDA)	0
18/19 Contracted orthodontic activity (UOA)	1,249
Carry forward orthodontic activity (UOA)	0
Baseline contract value	£612,300.18

### ACCESS\*

Patients seen in 24 months	Total	Change since previous quarter
Quarter ending March 2018	7,412	
Quarter ending June 2018	7,373	→
Quarter ending September 2018	7,342	→
Quarter ending December 2018	7,240	↓
Quarter ending March 2019	7,133	↓
<b>Variance since March 2018</b>	<b>(3.8%)</b>	<b>↓</b>



### ACTIVITY



Adjusted Scheduled Activity (UDA)		
Month	2018	2019
April	700	800
May	2,030	2,142
June	3,324	3,216
July	5,091	5,032
August	6,289	6,125
September	7,693	7,461
October	9,231	8,947
November	10,851	10,334
December	12,268	11,539
January	13,456	13,058
February	15,242	14,548
March	16,861	16,178
April	17,440	16,846
May	17,433	16,851
June	17,433	16,852

### QUALITY

	Quantity	Base Number	Contract	AT	Region	England
% of FP17s for the same patient ID Re-attending within 3 months - Children	248	2,538	9.8%	11.7%	12.3%	11.8%
% of FP17s for the same patient ID Re-attending within 3 months - Adults	596	5,469	10.9%	15.0%	15.9%	15.7%
% of FP17s for the same patient ID Re-attending between 3 & 9 months - Children	1,095	2,538	43.1%	55.0%	60.2%	58.9%
% of FP17s for the same patient ID Re-attending between 3 & 9 months - Adults	2,210	5,469	40.4%	50.5%	53.0%	50.8%
% of FP17s for Band 1 Urgent Courses	652	7,903	8.3%	8.9%	9.1%	9.1%
% of FP17s Relating to Free Repair or Replacements	82	7,903	1.0%	1.2%	1.0%	0.8%
% of FP17s Relating to Continuations	129	7,903	1.6%	1.3%	1.0%	0.9%
% of Patients satisfied with the dentistry they have received	5	5	N/A	93.6%	93.2%	92.5%
% of Patients satisfied with the time they had to wait for an appointment	5	5	N/A	87.6%	88.1%	87.0%

\* This is based on patients treated on this contract for their most recent course of treatment.

Figures in italics indicate the base number of FP17s or Patient Questionnaire responses are less than 100. N/A is shown where the base number of responses is less than 10 during the period. % is calculated as Quantity/Base number\*100

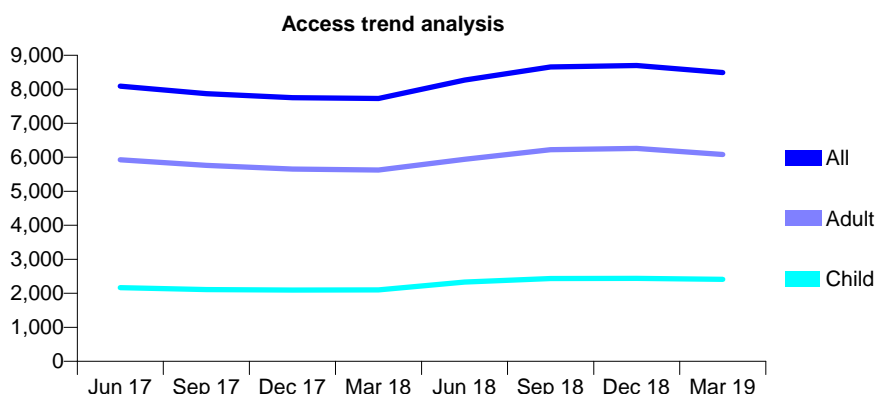
## Q45 - Vital Signs At a Glance Contract Report for 101338/0083 - Year end March 2019

Name or company name	Whitecross Dental Care Limited
Contract type name	GDS Contract
Purpose of contract	General and Orthodontic
Contract start date	01/04/2009
Contract end date	

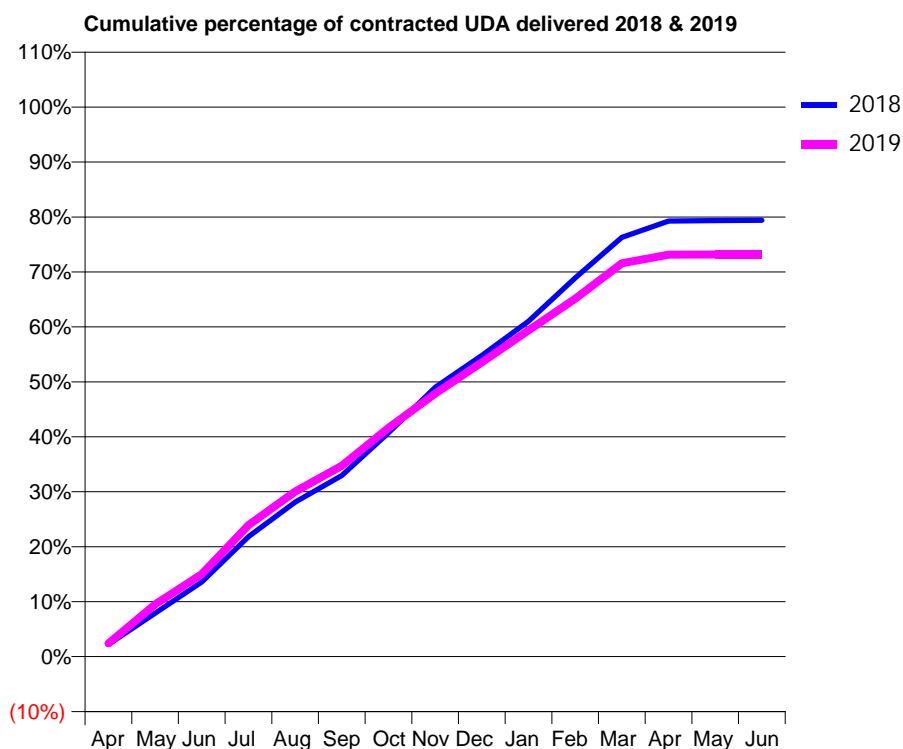
18/19 Contracted general activity (UDA)	32,273
Carry forward general activity (UDA)	0
18/19 Contracted orthodontic activity (UOA)	500
Carry forward orthodontic activity (UOA)	0
Baseline contract value	£935,050.47

### ACCESS\*

Patients seen in 24 months	Total	Change since previous quarter
Quarter ending March 2018	7,726	
Quarter ending June 2018	8,271	↑
Quarter ending September 2018	8,655	↑
Quarter ending December 2018	8,701	→
Quarter ending March 2019	8,493	↓
<b>Variance since March 2018</b>	<b>9.9%</b>	<b>↑</b>



### ACTIVITY



Month	Adjusted Scheduled Activity (UDA)	
	2018	2019
April	573	781
May	2,049	3,072
June	3,523	4,847
July	5,653	7,723
August	7,280	9,694
September	8,535	11,212
October	10,554	13,433
November	12,699	15,444
December	14,200	17,283
January	15,808	19,158
February	17,860	21,018
March	19,759	23,098
April	20,536	23,605
May	20,554	23,618
June	20,571	23,620

### QUALITY

	Quantity	Base Number	Contract	AT	Region	England
% of FP17s for the same patient ID Re-attending within 3 months - Children	265	3,631	7.3%	11.7%	12.3%	11.8%
% of FP17s for the same patient ID Re-attending within 3 months - Adults	1,064	8,559	12.4%	15.0%	15.9%	15.7%
% of FP17s for the same patient ID Re-attending between 3 & 9 months - Children	1,905	3,631	52.5%	55.0%	60.2%	58.9%
% of FP17s for the same patient ID Re-attending between 3 & 9 months - Adults	4,518	8,559	52.8%	50.5%	53.0%	50.8%
% of FP17s for Band 1 Urgent Courses	1,157	12,027	9.6%	8.9%	9.1%	9.1%
% of FP17s Relating to Free Repair or Replacements	81	12,027	0.7%	1.2%	1.0%	0.8%
% of FP17s Relating to Continuations	110	12,027	0.9%	1.3%	1.0%	0.9%
% of Patients satisfied with the dentistry they have received	4	4	N/A	93.6%	93.2%	92.5%
% of Patients satisfied with the time they had to wait for an appointment	4	4	N/A	87.6%	88.1%	87.0%

\* This is based on patients treated on this contract for their most recent course of treatment.  
 Figures in italics indicate the base number of FP17s or Patient Questionnaire responses are less than 100. N/A is shown where the base number of responses is less than 10 during the period. % is calculated as Quantity/Base number\*100

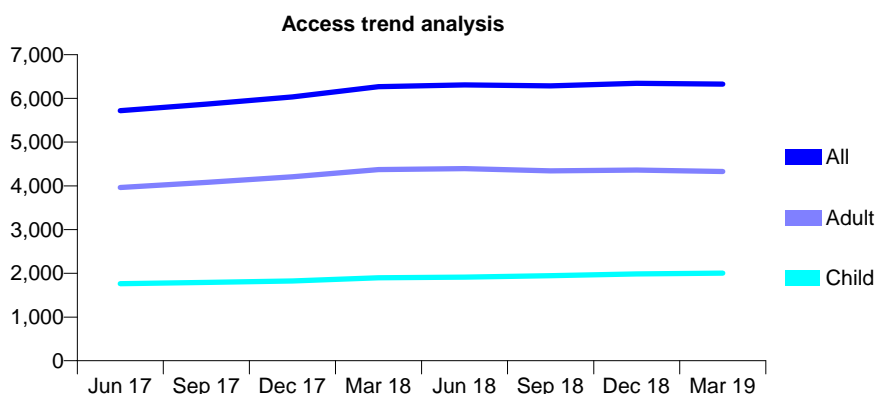
## Q45 - Vital Signs At a Glance Contract Report for 101338/0085 - Year end March 2019

Name or company name	Whitecross Dental Care Limited
Contract type name	GDS Contract
Purpose of contract	General
Contract start date	01/04/2009
Contract end date	

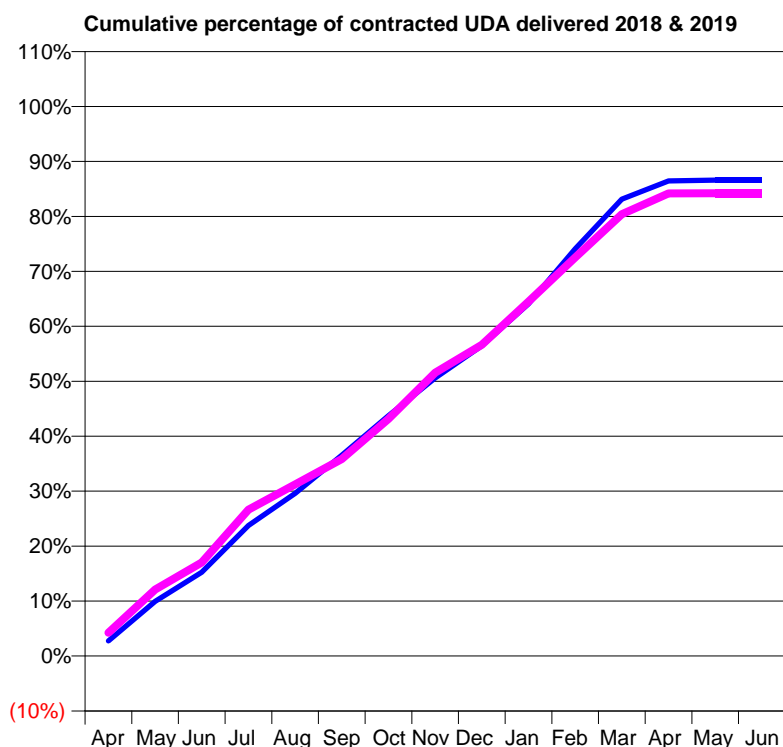
18/19 Contracted general activity (UDA)	19,500
Carry forward general activity (UDA)	0
18/19 Contracted orthodontic activity (UOA)	0
Carry forward orthodontic activity (UOA)	0
Baseline contract value	£561,621.27

### ACCESS\*

Patients seen in 24 months	Total	Change since previous quarter
Quarter ending March 2018	6,270	
Quarter ending June 2018	6,309	→
Quarter ending September 2018	6,287	→
Quarter ending December 2018	6,345	→
Quarter ending March 2019	6,328	→
<b>Variance since March 2018</b>	<b>0.9%</b>	<b>→</b>



### ACTIVITY



Adjusted Scheduled Activity (UDA)		
Month	2018	2019
April	539	828
May	1,940	2,360
June	2,974	3,319
July	4,631	5,195
August	5,778	6,091
September	7,126	6,988
October	8,527	8,418
November	9,867	10,055
December	11,009	11,042
January	12,495	12,574
February	14,447	14,140
March	16,212	15,674
April	16,860	16,415
May	16,885	16,418
June	16,885	16,418

### QUALITY

	Quantity	Base Number	Contract	AT	Region	England
% of FP17s for the same patient ID Re-attending within 3 months - Children	131	2,404	5.4%	11.7%	12.3%	11.8%
% of FP17s for the same patient ID Re-attending within 3 months - Adults	438	4,583	9.6%	15.0%	15.9%	15.7%
% of FP17s for the same patient ID Re-attending between 3 & 9 months - Children	1,126	2,404	46.8%	55.0%	60.2%	58.9%
% of FP17s for the same patient ID Re-attending between 3 & 9 months - Adults	2,093	4,583	45.7%	50.5%	53.0%	50.8%
% of FP17s for Band 1 Urgent Courses	349	7,022	5.0%	8.9%	9.1%	9.1%
% of FP17s Relating to Free Repair or Replacements	27	7,022	0.4%	1.2%	1.0%	0.8%
% of FP17s Relating to Continuations	83	7,022	1.2%	1.3%	1.0%	0.9%
% of Patients satisfied with the dentistry they have received	0	0	N/A	93.6%	93.2%	92.5%
% of Patients satisfied with the time they had to wait for an appointment	0	0	N/A	87.6%	88.1%	87.0%

\* This is based on patients treated on this contract for their most recent course of treatment.

Figures in italics indicate the base number of FP17s or Patient Questionnaire responses are less than 100. N/A is shown where the base number of responses is less than 10 during the period. % is calculated as Quantity/Base number\*100

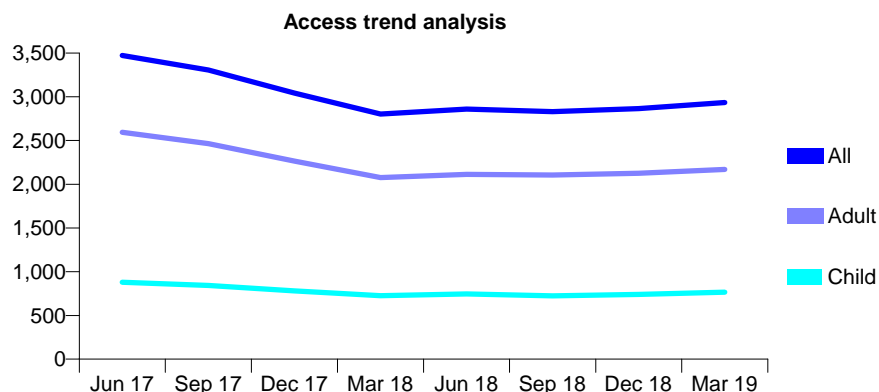
## Q45 - Vital Signs At a Glance Contract Report for 101435/0059 - Year end March 2019

Name or company name	Pelton Lane End Dental Practice Partnershi
Contract type name	GDS Contract
Purpose of contract	General
Contract start date	01/04/2007
Contract end date	

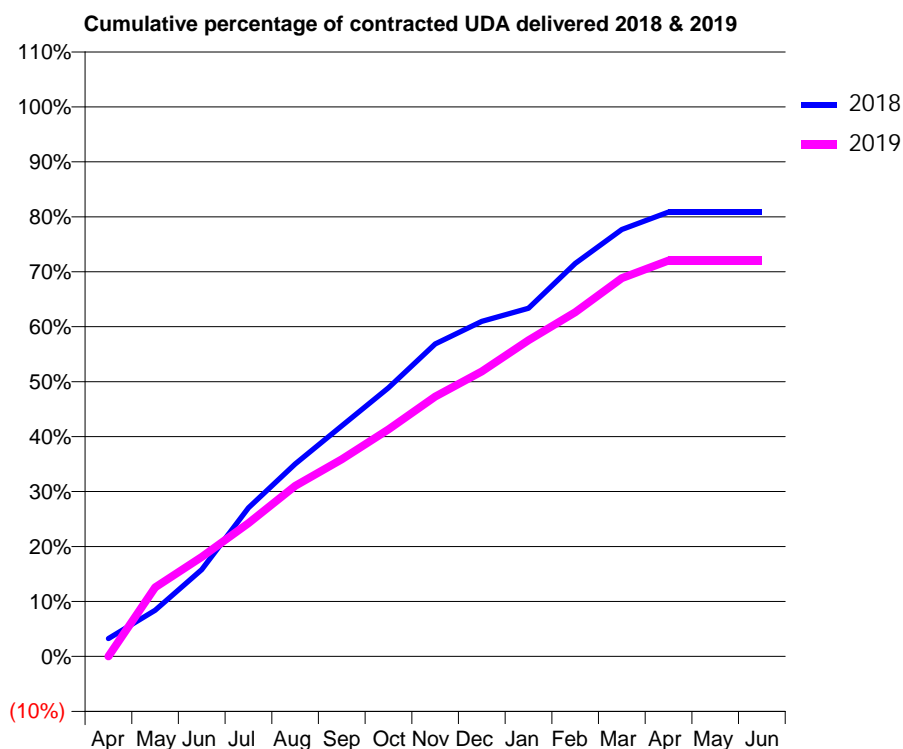
18/19 Contracted general activity (UDA)	14,807
Carry forward general activity (UDA)	0
18/19 Contracted orthodontic activity (UOA)	0
Carry forward orthodontic activity (UOA)	0
Baseline contract value	£322,100.75

### ACCESS\*

Patients seen in 24 months	Total	Change since previous quarter
Quarter ending March 2018	2,802	
Quarter ending June 2018	2,860	↑
Quarter ending September 2018	2,829	↓
Quarter ending December 2018	2,865	→
Quarter ending March 2019	2,935	↑
<b>Variance since March 2018</b>	<b>4.7%</b>	<b>↑</b>



### ACTIVITY



Adjusted Scheduled Activity (UDA)		
Month	2018	2019
April	220	0
May	573	1,862
June	1,077	2,679
July	1,842	3,591
August	2,385	4,593
September	2,856	5,307
October	3,327	6,117
November	3,871	7,001
December	4,150	7,677
January	4,312	8,517
February	4,866	9,273
March	5,288	10,190
April	5,504	10,665
May	5,504	10,665
June	5,504	10,665

### QUALITY

	Quantity	Base Number	Contract	AT	Region	England
% of FP17s for the same patient ID Re-attending within 3 months - Children	47	1,180	4.0%	11.7%	12.3%	11.8%
% of FP17s for the same patient ID Re-attending within 3 months - Adults	264	3,168	8.3%	15.0%	15.9%	15.7%
% of FP17s for the same patient ID Re-attending between 3 & 9 months - Children	598	1,180	50.7%	55.0%	60.2%	58.9%
% of FP17s for the same patient ID Re-attending between 3 & 9 months - Adults	1,609	3,168	50.8%	50.5%	53.0%	50.8%
% of FP17s for Band 1 Urgent Courses	339	4,431	7.7%	8.9%	9.1%	9.1%
% of FP17s Relating to Free Repair or Replacements	47	4,431	1.1%	1.2%	1.0%	0.8%
% of FP17s Relating to Continuations	21	4,431	0.5%	1.3%	1.0%	0.9%
% of Patients satisfied with the dentistry they have received	2	2	N/A	93.6%	93.2%	92.5%
% of Patients satisfied with the time they had to wait for an appointment	2	2	N/A	87.6%	88.1%	87.0%

\* This is based on patients treated on this contract for their most recent course of treatment.

Figures in italics indicate the base number of FP17s or Patient Questionnaire responses are less than 100. N/A is shown where the base number of responses is less than 10 during the period. % is calculated as Quantity/Base number\*100

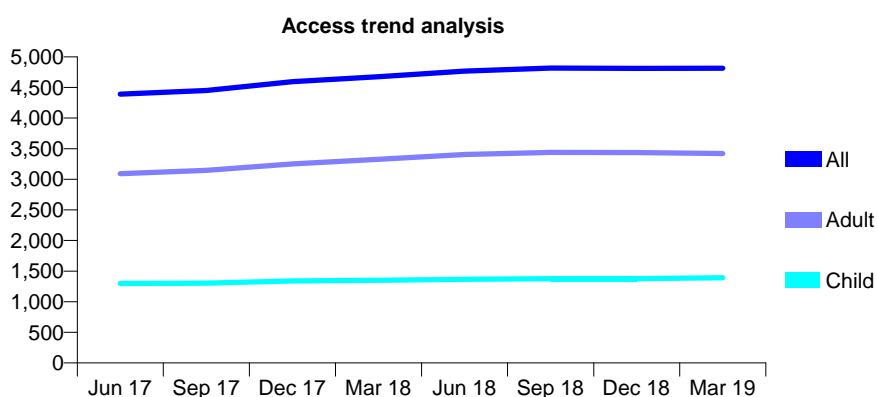
## Q45 - Vital Signs At a Glance Contract Report for 101435/0060 - Year end March 2019

Name or company name	IDH Limited
Contract type name	GDS Contract
Purpose of contract	General
Contract start date	11/06/2007
Contract end date	

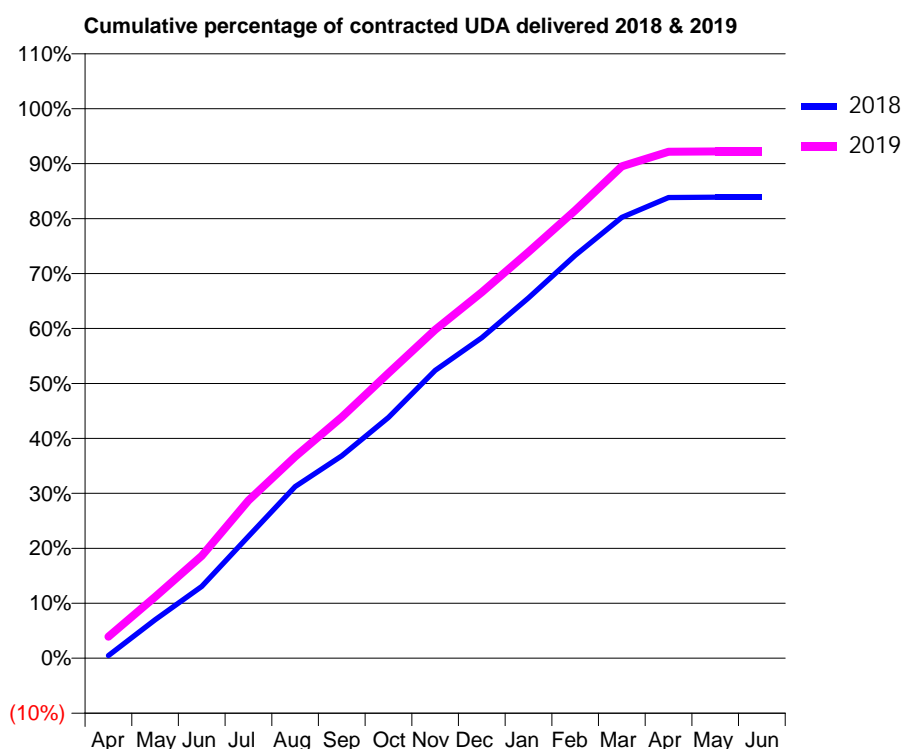
18/19 Contracted general activity (UDA)	15,717
Carry forward general activity (UDA)	0
18/19 Contracted orthodontic activity (UOA)	0
Carry forward orthodontic activity (UOA)	0
Baseline contract value	£353,180.73

### ACCESS\*

Patients seen in 24 months	Total	Change since previous quarter
Quarter ending March 2018	4,676	
Quarter ending June 2018	4,769	→
Quarter ending September 2018	4,816	→
Quarter ending December 2018	4,812	→
Quarter ending March 2019	4,813	→
<b>Variance since March 2018</b>	<b>2.9%</b>	<b>↑</b>



### ACTIVITY



Adjusted Scheduled Activity (UDA)		
Month	2018	2019
April	73	617
May	1,102	1,755
June	2,052	2,927
July	3,484	4,511
August	4,911	5,764
September	5,788	6,898
October	6,886	8,157
November	8,234	9,395
December	9,167	10,464
January	10,306	11,618
February	11,525	12,809
March	12,607	14,070
April	13,175	14,484
May	13,184	14,492
June	13,184	14,492

### QUALITY

	Quantity	Base Number	Contract	AT	Region	England
% of FP17s for the same patient ID Re-attending within 3 months - Children	104	1,848	5.6%	11.7%	12.3%	11.8%
% of FP17s for the same patient ID Re-attending within 3 months - Adults	483	4,196	11.5%	15.0%	15.9%	15.7%
% of FP17s for the same patient ID Re-attending between 3 & 9 months - Children	995	1,848	53.8%	55.0%	60.2%	58.9%
% of FP17s for the same patient ID Re-attending between 3 & 9 months - Adults	2,070	4,196	49.3%	50.5%	53.0%	50.8%
% of FP17s for Band 1 Urgent Courses	489	6,026	8.1%	8.9%	9.1%	9.1%
% of FP17s Relating to Free Repair or Replacements	48	6,026	0.8%	1.2%	1.0%	0.8%
% of FP17s Relating to Continuations	57	6,026	0.9%	1.3%	1.0%	0.9%
% of Patients satisfied with the dentistry they have received	5	5	N/A	93.6%	93.2%	92.5%
% of Patients satisfied with the time they had to wait for an appointment	5	5	N/A	87.6%	88.1%	87.0%

\* This is based on patients treated on this contract for their most recent course of treatment.

Figures in italics indicate the base number of FP17s or Patient Questionnaire responses are less than 100. N/A is shown where the base number of responses is less than 10 during the period. % is calculated as Quantity/Base number\*100

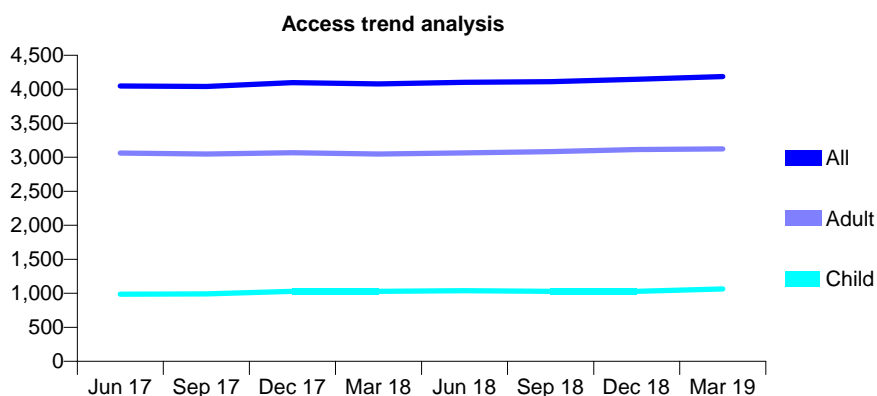
## Q45 - Vital Signs At a Glance Contract Report for 101435/0078 - Year end March 2019

Name or company name	IDH Limited
Contract type name	GDS Contract
Purpose of contract	General
Contract start date	01/01/2008
Contract end date	

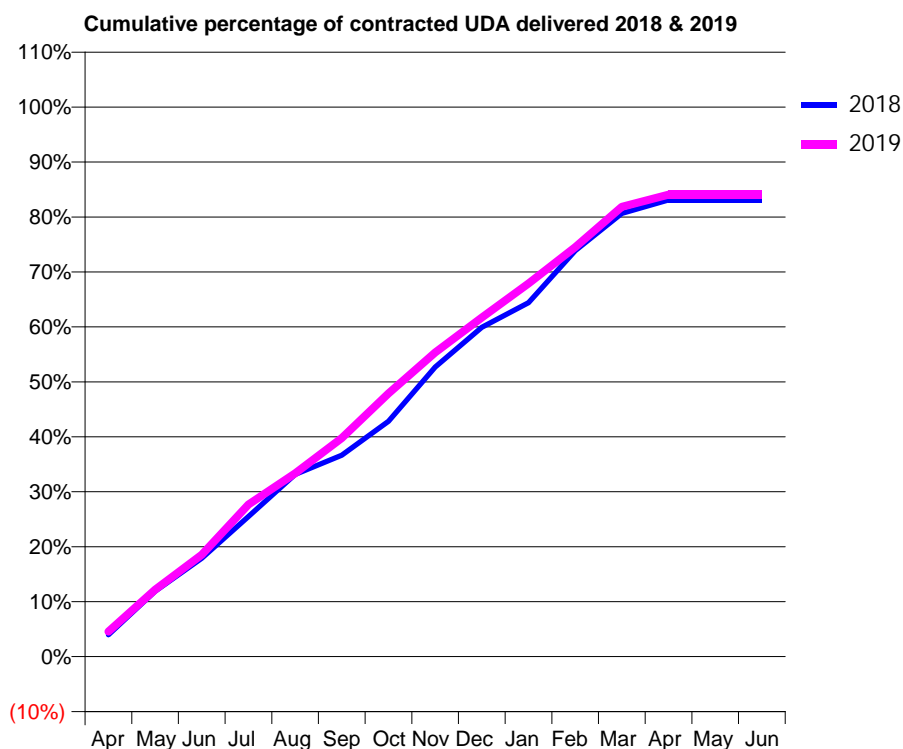
18/19 Contracted general activity (UDA)	12,500
Carry forward general activity (UDA)	0
18/19 Contracted orthodontic activity (UOA)	0
Carry forward orthodontic activity (UOA)	0
Baseline contract value	£342,444.06

### ACCESS\*

Patients seen in 24 months	Total	Change since previous quarter
Quarter ending March 2018	4,080	
Quarter ending June 2018	4,103	→
Quarter ending September 2018	4,113	→
Quarter ending December 2018	4,146	→
Quarter ending March 2019	4,187	→
<b>Variance since March 2018</b>	<b>2.6%</b>	<b>↑</b>



### ACTIVITY



Adjusted Scheduled Activity (UDA)		
Month	2018	2019
April	516	570
May	1,536	1,525
June	2,309	2,319
July	3,290	3,460
August	4,277	4,169
September	4,728	4,971
October	5,525	5,985
November	6,796	6,918
December	7,730	7,712
January	8,307	8,488
February	9,531	9,313
March	10,404	10,230
April	10,720	10,506
May	10,721	10,507
June	10,721	10,507

### QUALITY

	Quantity	Base Number	Contract	AT	Region	England
% of FP17s for the same patient ID Re-attending within 3 months - Children	90	1,501	6.0%	11.7%	12.3%	11.8%
% of FP17s for the same patient ID Re-attending within 3 months - Adults	422	4,036	10.5%	15.0%	15.9%	15.7%
% of FP17s for the same patient ID Re-attending between 3 & 9 months - Children	898	1,501	59.8%	55.0%	60.2%	58.9%
% of FP17s for the same patient ID Re-attending between 3 & 9 months - Adults	2,266	4,036	56.1%	50.5%	53.0%	50.8%
% of FP17s for Band 1 Urgent Courses	267	5,524	4.8%	8.9%	9.1%	9.1%
% of FP17s Relating to Free Repair or Replacements	9	5,524	0.2%	1.2%	1.0%	0.8%
% of FP17s Relating to Continuations	84	5,524	1.5%	1.3%	1.0%	0.9%
% of Patients satisfied with the dentistry they have received	1	1	N/A	93.6%	93.2%	92.5%
% of Patients satisfied with the time they had to wait for an appointment	1	1	N/A	87.6%	88.1%	87.0%

\* This is based on patients treated on this contract for their most recent course of treatment.

Figures in *italics* indicate the base number of FP17s or Patient Questionnaire responses are less than 100. N/A is shown where the base number of responses is less than 10 during the period. % is calculated as Quantity/Base number\*100

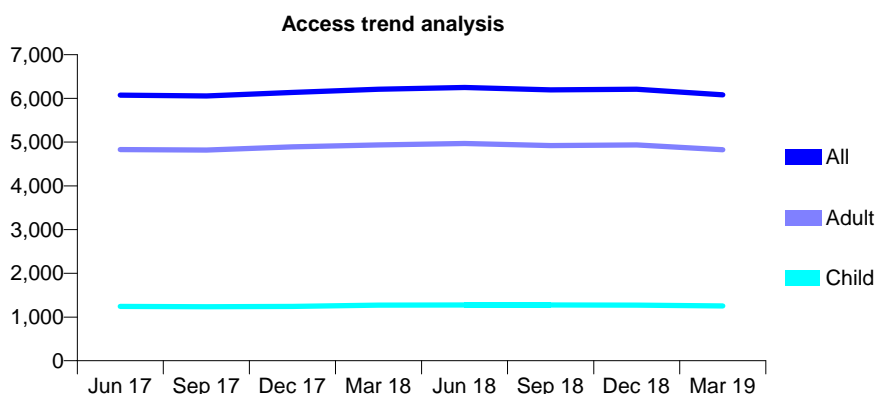
## Q45 - Vital Signs At a Glance Contract Report for 101435/0115 - Year end March 2019

Name or company name	IDH Limited
Contract type name	GDS Contract
Purpose of contract	General
Contract start date	01/09/2008
Contract end date	

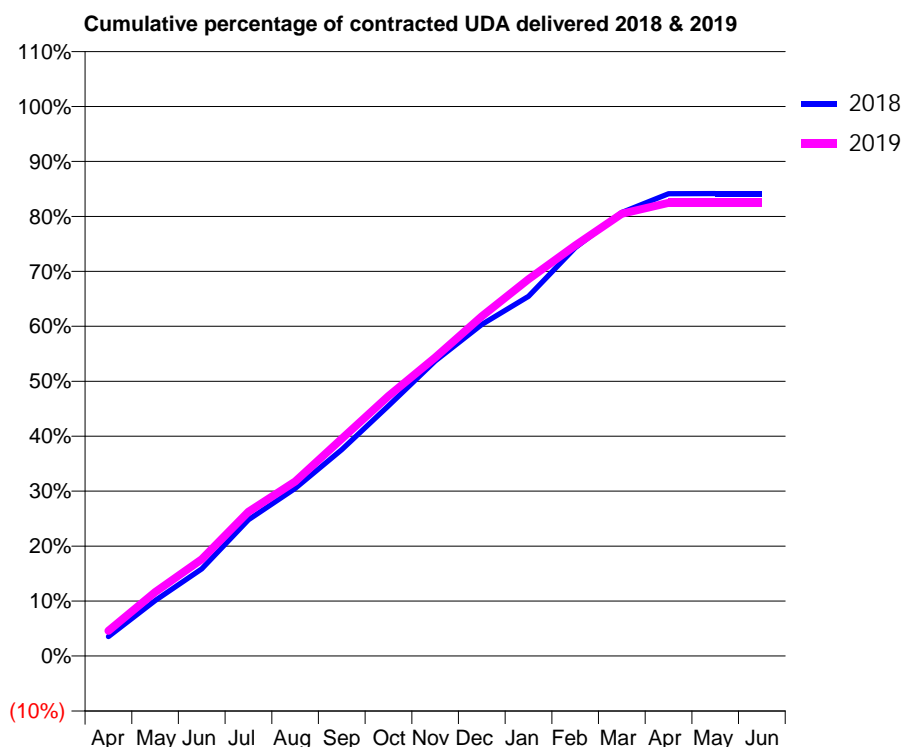
18/19 Contracted general activity (UDA)	18,500
Carry forward general activity (UDA)	0
18/19 Contracted orthodontic activity (UOA)	0
Carry forward orthodontic activity (UOA)	0
Baseline contract value	£475,477.41

### ACCESS\*

Patients seen in 24 months	Total	Change since previous quarter
Quarter ending March 2018	6,207	
Quarter ending June 2018	6,247	→
Quarter ending September 2018	6,195	→
Quarter ending December 2018	6,209	→
Quarter ending March 2019	6,080	↓
<b>Variance since March 2018</b>	<b>(2.0%)</b>	<b>↓</b>



### ACTIVITY



Adjusted Scheduled Activity (UDA)		
Month	2018	2019
April	655	851
May	1,871	2,152
June	2,932	3,256
July	4,592	4,861
August	5,645	5,873
September	6,949	7,316
October	8,425	8,753
November	9,933	10,050
December	11,163	11,437
January	12,108	12,685
February	13,745	13,821
March	14,931	14,891
April	15,561	15,257
May	15,568	15,255
June	15,569	15,256

### QUALITY

	Quantity	Base Number	Contract	AT	Region	England
% of FP17s for the same patient ID Re-attending within 3 months - Children	75	1,640	4.6%	11.7%	12.3%	11.8%
% of FP17s for the same patient ID Re-attending within 3 months - Adults	789	5,902	13.4%	15.0%	15.9%	15.7%
% of FP17s for the same patient ID Re-attending between 3 & 9 months - Children	919	1,640	56.0%	55.0%	60.2%	58.9%
% of FP17s for the same patient ID Re-attending between 3 & 9 months - Adults	2,844	5,902	48.2%	50.5%	53.0%	50.8%
% of FP17s for Band 1 Urgent Courses	903	7,415	12.2%	8.9%	9.1%	9.1%
% of FP17s Relating to Free Repair or Replacements	12	7,415	0.2%	1.2%	1.0%	0.8%
% of FP17s Relating to Continuations	65	7,415	0.9%	1.3%	1.0%	0.9%
% of Patients satisfied with the dentistry they have received	2	3	N/A	93.6%	93.2%	92.5%
% of Patients satisfied with the time they had to wait for an appointment	2	3	N/A	87.6%	88.1%	87.0%

\* This is based on patients treated on this contract for their most recent course of treatment.

Figures in italics indicate the base number of FP17s or Patient Questionnaire responses are less than 100. N/A is shown where the base number of responses is less than 10 during the period. % is calculated as Quantity/Base number\*100



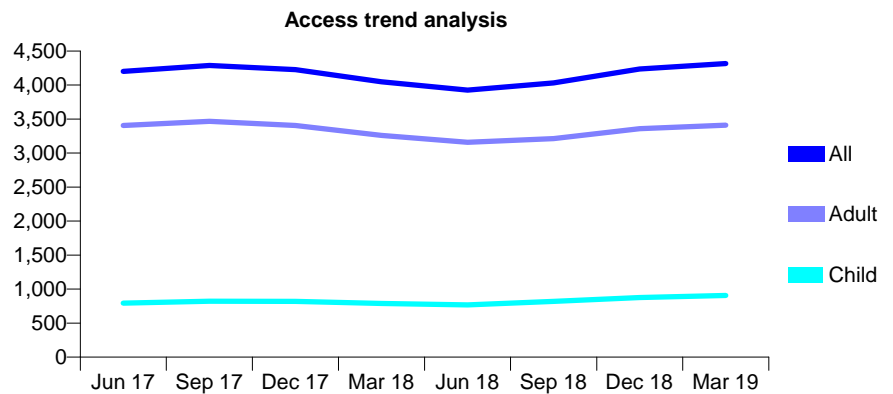
## Q45 - Vital Signs At a Glance Contract Report for 103888/0001 - Year end March 2019

Name or company name	The Fairfield Dental Practice Partnership
Contract type name	GDS Contract
Purpose of contract	General and Orthodontic
Contract start date	23/11/2011
Contract end date	

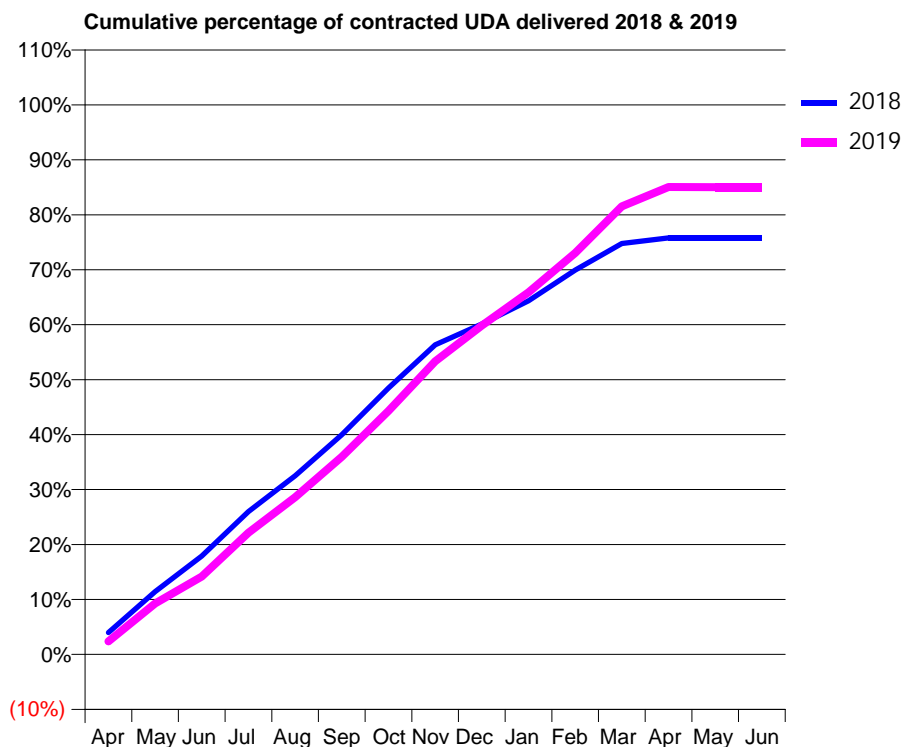
18/19 Contracted general activity (UDA)	12,432
Carry forward general activity (UDA)	0
18/19 Contracted orthodontic activity (UOA)	0
Carry forward orthodontic activity (UOA)	0
Baseline contract value	£328,971.60

### ACCESS\*

Patients seen in 24 months	Total	Change since previous quarter
Quarter ending March 2018	4,048	
Quarter ending June 2018	3,927	↓
Quarter ending September 2018	4,032	↑
Quarter ending December 2018	4,236	↑
Quarter ending March 2019	4,316	→
<b>Variance since March 2018</b>	<b>6.6%</b>	<b>↑</b>



### ACTIVITY



Adjusted Scheduled Activity (UDA)		
Month	2018	2019
April	494	294
May	1,423	1,154
June	2,225	1,764
July	3,233	2,752
August	4,043	3,560
September	4,970	4,468
October	6,027	5,506
November	7,005	6,631
December	7,474	7,439
January	7,998	8,192
February	8,695	9,083
March	9,296	10,136
April	9,423	10,573
May	9,424	10,569
June	9,424	10,569

### QUALITY

	Quantity	Base Number	Contract	AT	Region	England
% of FP17s for the same patient ID Re-attending within 3 months - Children	40	1,086	3.7%	11.7%	12.3%	11.8%
% of FP17s for the same patient ID Re-attending within 3 months - Adults	373	3,938	9.5%	15.0%	15.9%	15.7%
% of FP17s for the same patient ID Re-attending between 3 & 9 months - Children	388	1,086	35.7%	55.0%	60.2%	58.9%
% of FP17s for the same patient ID Re-attending between 3 & 9 months - Adults	1,540	3,938	39.1%	50.5%	53.0%	50.8%
% of FP17s for Band 1 Urgent Courses	217	5,126	4.2%	8.9%	9.1%	9.1%
% of FP17s Relating to Free Repair or Replacements	51	5,126	1.0%	1.2%	1.0%	0.8%
% of FP17s Relating to Continuations	98	5,126	1.9%	1.3%	1.0%	0.9%
% of Patients satisfied with the dentistry they have received	4	4	N/A	93.6%	93.2%	92.5%
% of Patients satisfied with the time they had to wait for an appointment	3	4	N/A	87.6%	88.1%	87.0%

\* This is based on patients treated on this contract for their most recent course of treatment. Figures in italics indicate the base number of FP17s or Patient Questionnaire responses are less than 100. N/A is shown where the base number of responses is less than 10 during the period. % is calculated as Quantity/Base number\*100

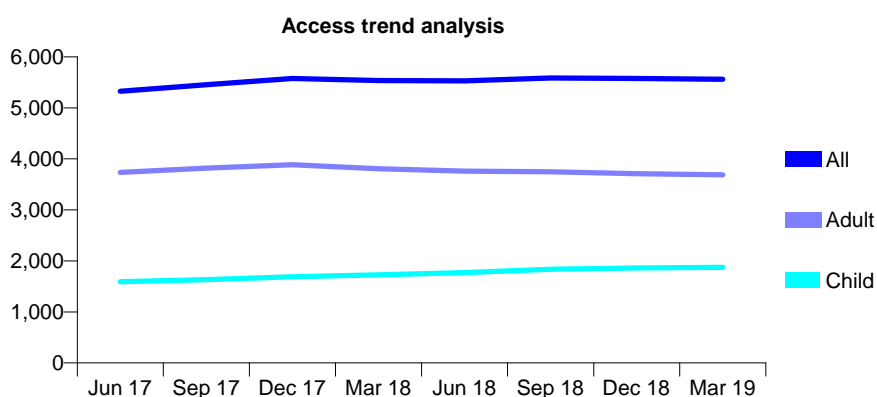
## Q45 - Vital Signs At a Glance Contract Report for 114197/0001 - Year end March 2019

Name or company name	Elliott & McCarthy Dental Surgery
Contract type name	GDS Contract
Purpose of contract	General
Contract start date	01/07/2014
Contract end date	

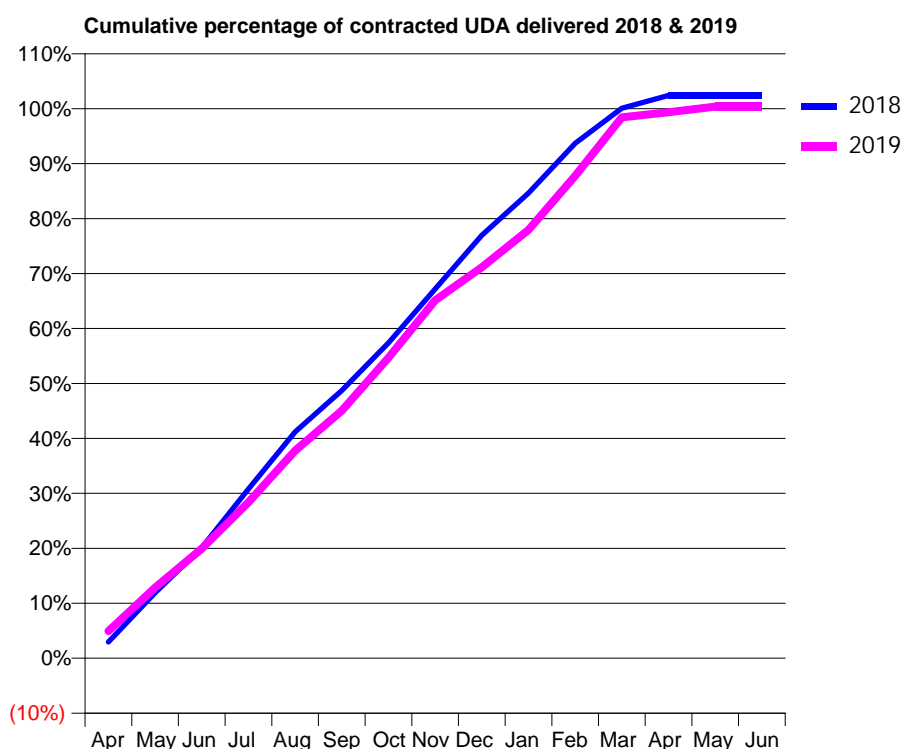
18/19 Contracted general activity (UDA)	17,293
Carry forward general activity (UDA)	-316
18/19 Contracted orthodontic activity (UOA)	0
Carry forward orthodontic activity (UOA)	0
Baseline contract value	£636,565.19

### ACCESS\*

Patients seen in 24 months	Total	Change since previous quarter
Quarter ending March 2018	5,537	
Quarter ending June 2018	5,532	→
Quarter ending September 2018	5,585	→
Quarter ending December 2018	5,574	→
Quarter ending March 2019	5,563	→
<b>Variance since March 2018</b>	<b>0.5%</b>	<b>→</b>



### ACTIVITY



Adjusted Scheduled Activity (UDA)		
Month	2018	2019
April	465	853
May	1,882	2,222
June	3,176	3,449
July	4,864	4,906
August	6,505	6,535
September	7,692	7,787
October	9,060	9,456
November	10,614	11,262
December	12,153	12,304
January	13,370	13,482
February	14,798	15,179
March	15,808	17,019
April	16,170	17,184
May	16,170	17,358
June	16,170	17,358

### QUALITY

	Quantity	Base Number	Contract	AT	Region	England
% of FP17s for the same patient ID Re-attending within 3 months - Children	210	2,845	7.4%	11.7%	12.3%	11.8%
% of FP17s for the same patient ID Re-attending within 3 months - Adults	851	5,293	16.1%	15.0%	15.9%	15.7%
% of FP17s for the same patient ID Re-attending between 3 & 9 months - Children	1,646	2,845	57.9%	55.0%	60.2%	58.9%
% of FP17s for the same patient ID Re-attending between 3 & 9 months - Adults	2,996	5,293	56.6%	50.5%	53.0%	50.8%
% of FP17s for Band 1 Urgent Courses	585	7,636	7.7%	8.9%	9.1%	9.1%
% of FP17s Relating to Free Repair or Replacements	61	7,636	0.8%	1.2%	1.0%	0.8%
% of FP17s Relating to Continuations	142	7,636	1.9%	1.3%	1.0%	0.9%
% of Patients satisfied with the dentistry they have received	11	11	100.0%	93.6%	93.2%	92.5%
% of Patients satisfied with the time they had to wait for an appointment	11	11	100.0%	87.6%	88.1%	87.0%

\* This is based on patients treated on this contract for their most recent course of treatment.

Figures in italics indicate the base number of FP17s or Patient Questionnaire responses are less than 100. N/A is shown where the base number of responses is less than 10 during the period. % is calculated as Quantity/Base number\*100

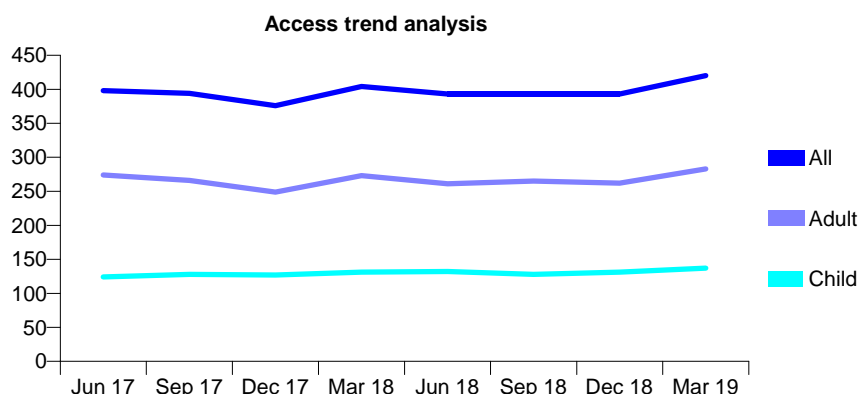
## Q45 - Vital Signs At a Glance Contract Report for 114405/0001 - Year end March 2019

Name or company name	Mr D Lamb
Contract type name	GDS Contract
Purpose of contract	General
Contract start date	01/07/2014
Contract end date	

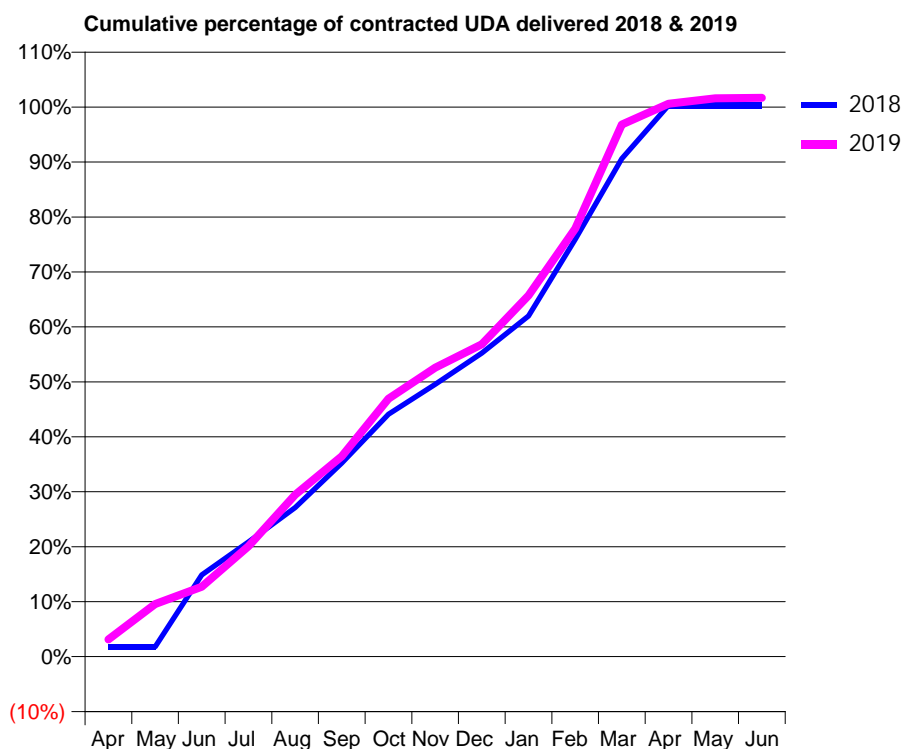
18/19 Contracted general activity (UDA)	1,221
Carry forward general activity (UDA)	-4
18/19 Contracted orthodontic activity (UOA)	0
Carry forward orthodontic activity (UOA)	0
Baseline contract value	£37,828.06

### ACCESS\*

Patients seen in 24 months	Total	Change since previous quarter
Quarter ending March 2018	404	
Quarter ending June 2018	393	↓
Quarter ending September 2018	393	→
Quarter ending December 2018	393	→
Quarter ending March 2019	420	↑
<b>Variance since March 2018</b>	<b>4.0%</b>	<b>↑</b>



### ACTIVITY



Adjusted Scheduled Activity (UDA)		
Month	2018	2019
April	22	38
May	22	117
June	181	155
July	255	245
August	331	360
September	430	445
October	538	573
November	605	642
December	675	694
January	757	802
February	927	951
March	1,106	1,182
April	1,225	1,228
May	1,225	1,240
June	1,225	1,241

### QUALITY

	Quantity	Base Number	Contract	AT	Region	England
% of FP17s for the same patient ID Re-attending within 3 months - Children	29	253	11.5%	11.7%	12.3%	11.8%
% of FP17s for the same patient ID Re-attending within 3 months - Adults	78	340	22.9%	15.0%	15.9%	15.7%
% of FP17s for the same patient ID Re-attending between 3 & 9 months - Children	158	253	62.5%	55.0%	60.2%	58.9%
% of FP17s for the same patient ID Re-attending between 3 & 9 months - Adults	135	340	39.7%	50.5%	53.0%	50.8%
% of FP17s for Band 1 Urgent Courses	82	590	13.9%	8.9%	9.1%	9.1%
% of FP17s Relating to Free Repair or Replacements	0	590	0.0%	1.2%	1.0%	0.8%
% of FP17s Relating to Continuations	5	590	0.8%	1.3%	1.0%	0.9%
% of Patients satisfied with the dentistry they have received	0	0	N/A	93.6%	93.2%	92.5%
% of Patients satisfied with the time they had to wait for an appointment	0	0	N/A	87.6%	88.1%	87.0%

\* This is based on patients treated on this contract for their most recent course of treatment.  
 Figures in *italics* indicate the base number of FP17s or Patient Questionnaire responses are less than 100. N/A is shown where the base number of responses is less than 10 during the period. % is calculated as Quantity/Base number\*100

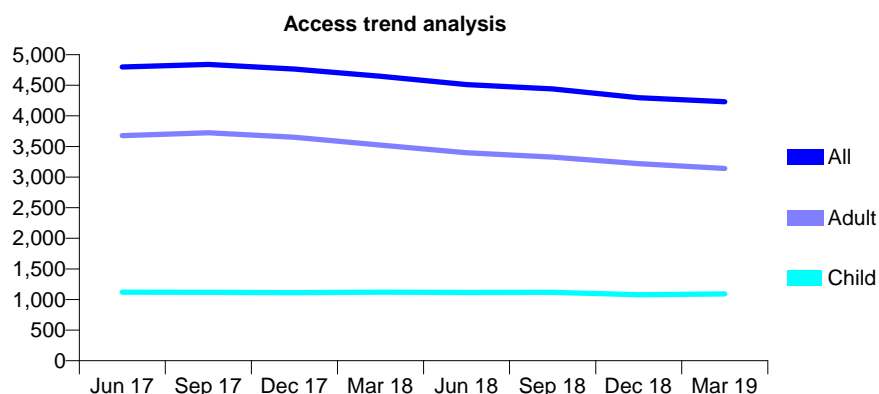
## Q45 - Vital Signs At a Glance Contract Report for 115134/0001 - Year end March 2019

Name or company name	Grace Dental Care Partnership
Contract type name	GDS Contract
Purpose of contract	General
Contract start date	01/11/2015
Contract end date	

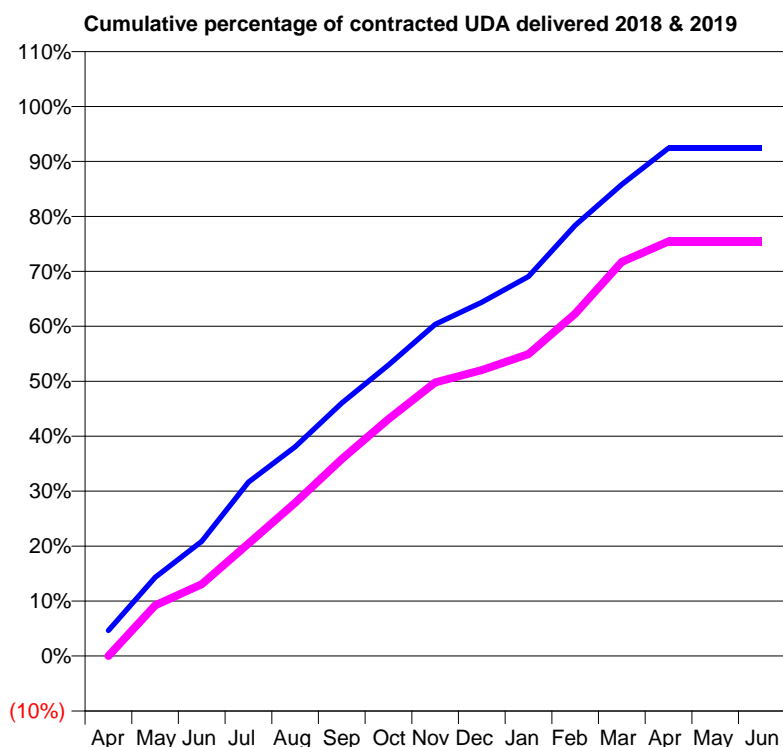
18/19 Contracted general activity (UDA)	13,542
Carry forward general activity (UDA)	0
18/19 Contracted orthodontic activity (UOA)	0
Carry forward orthodontic activity (UOA)	0
Baseline contract value	£357,513.58

### ACCESS\*

Patients seen in 24 months	Total	Change since previous quarter
Quarter ending March 2018	4,647	
Quarter ending June 2018	4,511	↓
Quarter ending September 2018	4,442	↓
Quarter ending December 2018	4,297	↓
Quarter ending March 2019	4,233	↓
<b>Variance since March 2018</b>	<b>(8.9%)</b>	<b>↓</b>



### ACTIVITY



Adjusted Scheduled Activity (UDA)		
Month	2018	2019
April	628	1
May	1,942	1,251
June	2,828	1,768
July	4,286	2,772
August	5,158	3,778
September	6,234	4,852
October	7,174	5,837
November	8,173	6,741
December	8,716	7,047
January	9,353	7,439
February	10,615	8,437
March	11,622	9,713
April	12,515	10,214
May	12,515	10,214
June	12,515	10,214

### QUALITY

	Quantity	Base Number	Contract	AT	Region	England
% of FP17s for the same patient ID Re-attending within 3 months - Children	34	1,329	2.6%	11.7%	12.3%	11.8%
% of FP17s for the same patient ID Re-attending within 3 months - Adults	174	3,786	4.6%	15.0%	15.9%	15.7%
% of FP17s for the same patient ID Re-attending between 3 & 9 months - Children	633	1,329	47.6%	55.0%	60.2%	58.9%
% of FP17s for the same patient ID Re-attending between 3 & 9 months - Adults	2,185	3,786	57.7%	50.5%	53.0%	50.8%
% of FP17s for Band 1 Urgent Courses	58	4,924	1.2%	8.9%	9.1%	9.1%
% of FP17s Relating to Free Repair or Replacements	24	4,924	0.5%	1.2%	1.0%	0.8%
% of FP17s Relating to Continuations	10	4,924	0.2%	1.3%	1.0%	0.9%
% of Patients satisfied with the dentistry they have received	4	4	N/A	93.6%	93.2%	92.5%
% of Patients satisfied with the time they had to wait for an appointment	3	4	N/A	87.6%	88.1%	87.0%

\* This is based on patients treated on this contract for their most recent course of treatment.

Figures in italics indicate the base number of FP17s or Patient Questionnaire responses are less than 100. N/A is shown where the base number of responses is less than 10 during the period. % is calculated as Quantity/Base number\*100

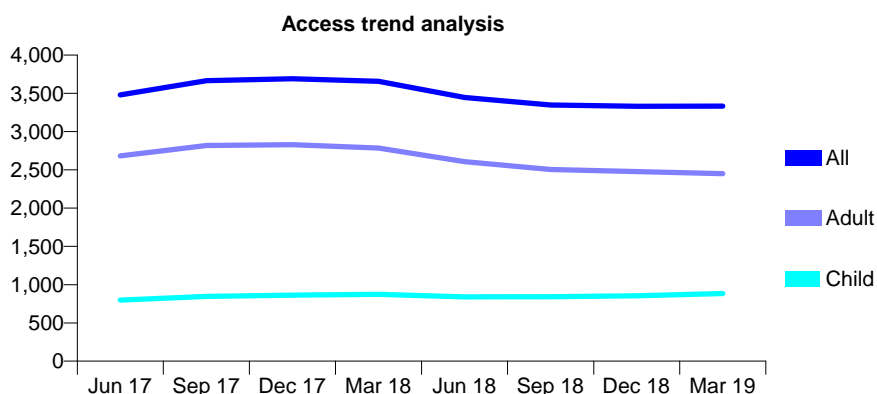
## Q45 - Vital Signs At a Glance Contract Report for 115134/0002 - Year end March 2019

Name or company name	Grace Dental Care Partnership
Contract type name	GDS Contract
Purpose of contract	General
Contract start date	01/11/2015
Contract end date	

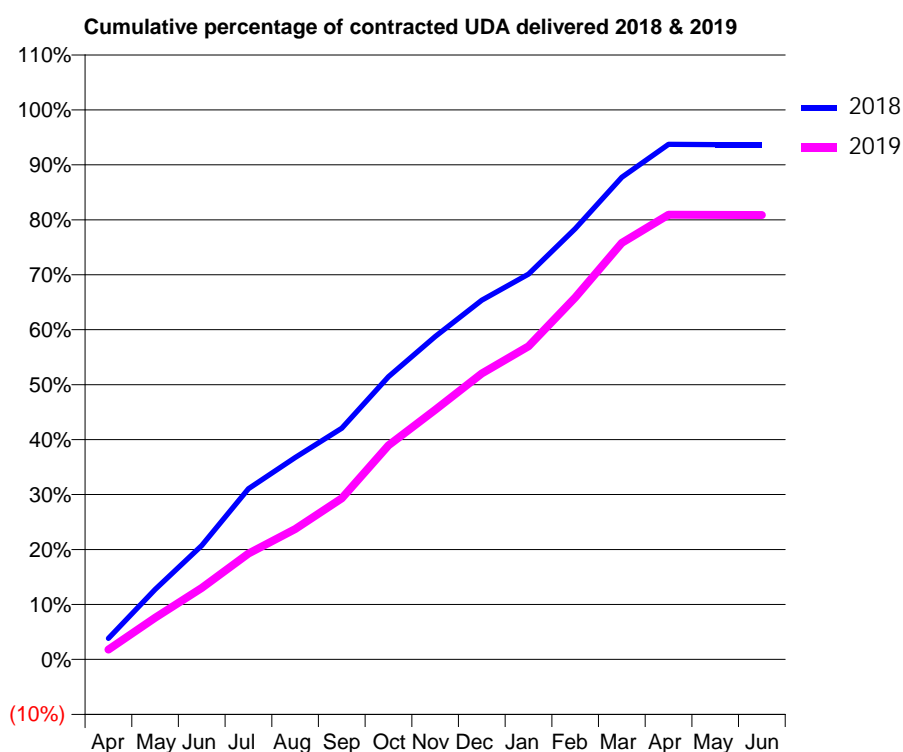
18/19 Contracted general activity (UDA)	13,675
Carry forward general activity (UDA)	0
18/19 Contracted orthodontic activity (UOA)	0
Carry forward orthodontic activity (UOA)	0
Baseline contract value	£523,657.39

### ACCESS\*

Patients seen in 24 months	Total	Change since previous quarter
Quarter ending March 2018	3,658	
Quarter ending June 2018	3,446	↓
Quarter ending September 2018	3,348	↓
Quarter ending December 2018	3,332	→
Quarter ending March 2019	3,333	→
<b>Variance since March 2018</b>	<b>(8.9%)</b>	<b>↓</b>



### ACTIVITY



Adjusted Scheduled Activity (UDA)		
Month	2018	2019
April	521	247
May	1,745	1,037
June	2,832	1,776
July	4,251	2,633
August	5,025	3,245
September	5,754	4,009
October	7,037	5,328
November	8,035	6,210
December	8,939	7,113
January	9,587	7,792
February	10,718	9,007
March	11,996	10,364
April	12,818	11,066
May	12,811	11,061
June	12,812	11,055

### QUALITY

	Quantity	Base Number	Contract	AT	Region	England
% of FP17s for the same patient ID Re-attending within 3 months - Children	27	921	2.9%	11.7%	12.3%	11.8%
% of FP17s for the same patient ID Re-attending within 3 months - Adults	215	2,581	8.3%	15.0%	15.9%	15.7%
% of FP17s for the same patient ID Re-attending between 3 & 9 months - Children	372	921	40.4%	55.0%	60.2%	58.9%
% of FP17s for the same patient ID Re-attending between 3 & 9 months - Adults	1,226	2,581	47.5%	50.5%	53.0%	50.8%
% of FP17s for Band 1 Urgent Courses	249	3,454	7.2%	8.9%	9.1%	9.1%
% of FP17s Relating to Free Repair or Replacements	20	3,454	0.6%	1.2%	1.0%	0.8%
% of FP17s Relating to Continuations	10	3,454	0.3%	1.3%	1.0%	0.9%
% of Patients satisfied with the dentistry they have received	0	0	N/A	93.6%	93.2%	92.5%
% of Patients satisfied with the time they had to wait for an appointment	0	0	N/A	87.6%	88.1%	87.0%

\* This is based on patients treated on this contract for their most recent course of treatment. Figures in italics indicate the base number of FP17s or Patient Questionnaire responses are less than 100. N/A is shown where the base number of responses is less than 10 during the period. % is calculated as Quantity/Base number\*100

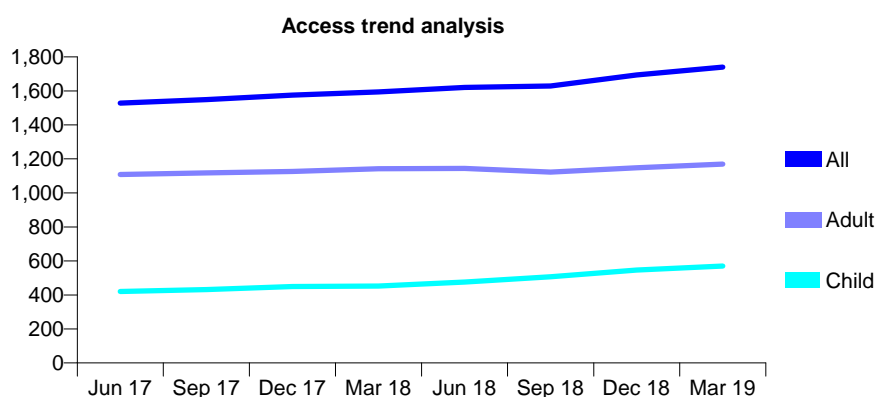
## Q45 - Vital Signs At a Glance Contract Report for 116491/0001 - Year end March 2019

Name or company name	Toothwise Ltd.
Contract type name	GDS Contract
Purpose of contract	General
Contract start date	01/04/2009
Contract end date	

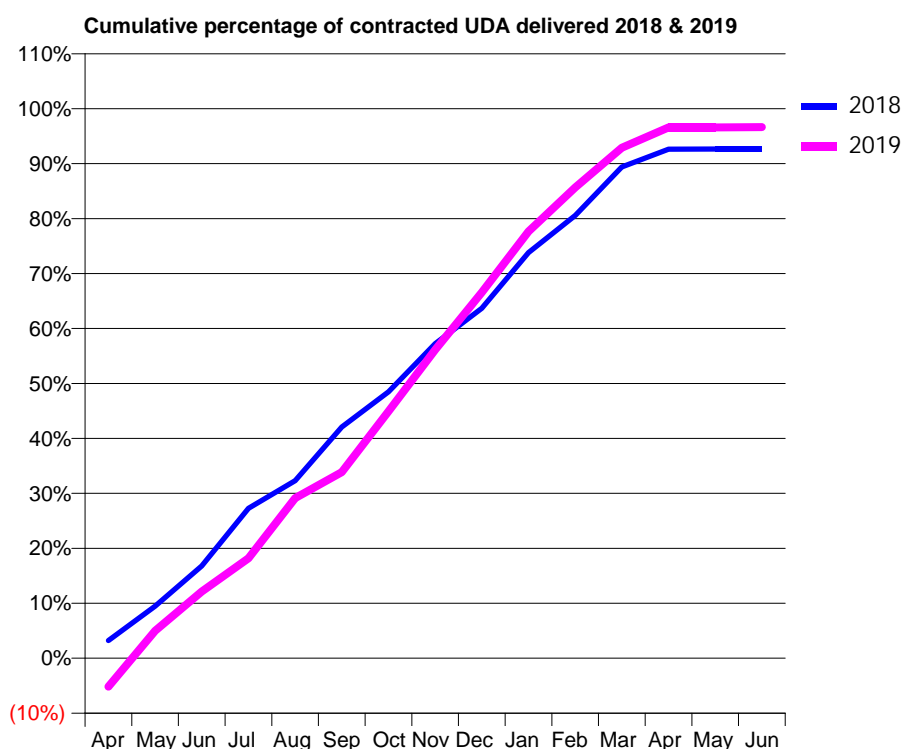
18/19 Contracted general activity (UDA)	4,589
Carry forward general activity (UDA)	338
18/19 Contracted orthodontic activity (UOA)	0
Carry forward orthodontic activity (UOA)	0
Baseline contract value	£160,373.96

### ACCESS\*

Patients seen in 24 months	Total	Change since previous quarter
Quarter ending March 2018	1,594	
Quarter ending June 2018	1,620	→
Quarter ending September 2018	1,629	→
Quarter ending December 2018	1,694	↑
Quarter ending March 2019	1,740	↑
<b>Variance since March 2018</b>	<b>9.2%</b>	<b>↑</b>



### ACTIVITY



Adjusted Scheduled Activity (UDA)		
Month	2018	2019
April	148	-238
May	435	228
June	770	556
July	1,251	835
August	1,482	1,337
September	1,930	1,554
October	2,224	2,061
November	2,626	2,576
December	2,923	3,054
January	3,387	3,565
February	3,698	3,932
March	4,102	4,262
April	4,250	4,431
May	4,251	4,431
June	4,251	4,434

### QUALITY

	Quantity	Base Number	Contract	AT	Region	England
% of FP17s for the same patient ID Re-attending within 3 months - Children	37	933	4.0%	11.7%	12.3%	11.8%
% of FP17s for the same patient ID Re-attending within 3 months - Adults	183	1,767	10.4%	15.0%	15.9%	15.7%
% of FP17s for the same patient ID Re-attending between 3 & 9 months - Children	624	933	66.9%	55.0%	60.2%	58.9%
% of FP17s for the same patient ID Re-attending between 3 & 9 months - Adults	1,076	1,767	60.9%	50.5%	53.0%	50.8%
% of FP17s for Band 1 Urgent Courses	18	2,698	0.7%	8.9%	9.1%	9.1%
% of FP17s Relating to Free Repair or Replacements	9	2,698	0.3%	1.2%	1.0%	0.8%
% of FP17s Relating to Continuations	2	2,698	0.1%	1.3%	1.0%	0.9%
% of Patients satisfied with the dentistry they have received	2	2	N/A	93.6%	93.2%	92.5%
% of Patients satisfied with the time they had to wait for an appointment	2	2	N/A	87.6%	88.1%	87.0%

\* This is based on patients treated on this contract for their most recent course of treatment.

Figures in italics indicate the base number of FP17s or Patient Questionnaire responses are less than 100. N/A is shown where the base number of responses is less than 10 during the period. % is calculated as Quantity/Base number\*100

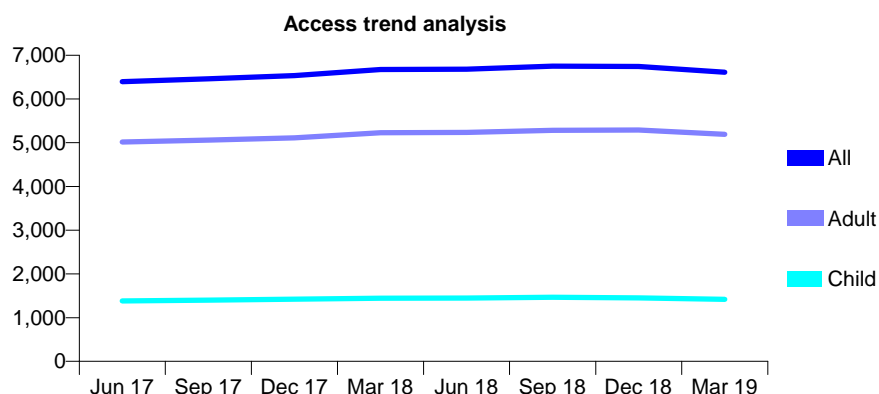
## Q45 - Vital Signs At a Glance Contract Report for 118060/0002 - Year end March 2019

Name or company name	Genix Healthcare Ltd
Contract type name	GDS Contract
Purpose of contract	General
Contract start date	07/09/2006
Contract end date	

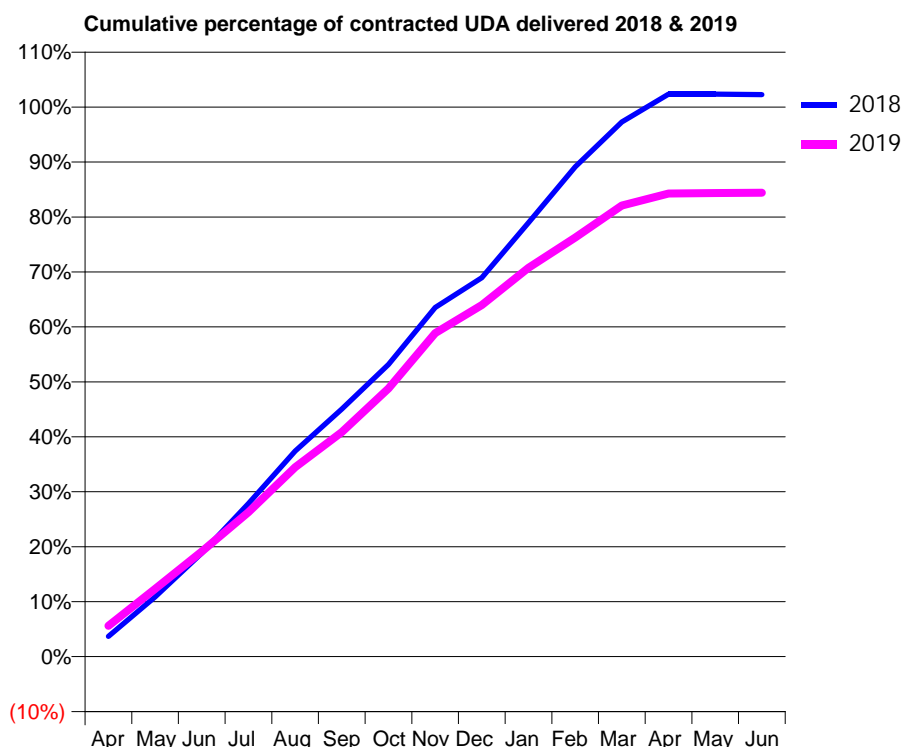
18/19 Contracted general activity (UDA)	20,500
Carry forward general activity (UDA)	-410
18/19 Contracted orthodontic activity (UOA)	0
Carry forward orthodontic activity (UOA)	0
Baseline contract value	£538,258.67

### ACCESS\*

Patients seen in 24 months	Total	Change since previous quarter
Quarter ending March 2018	6,675	
Quarter ending June 2018	6,682	→
Quarter ending September 2018	6,750	→
Quarter ending December 2018	6,741	→
Quarter ending March 2019	6,611	↓
<b>Variance since March 2018</b>	<b>(1.0%)</b>	<b>→</b>



### ACTIVITY



Adjusted Scheduled Activity (UDA)		
Month	2018	2019
April	761	1,153
May	2,229	2,528
June	3,862	3,916
July	5,713	5,391
August	7,667	7,065
September	9,232	8,374
October	10,896	10,003
November	13,021	12,072
December	14,138	13,110
January	16,188	14,504
February	18,267	15,634
March	19,941	16,825
April	20,982	17,274
May	20,983	17,291
June	20,966	17,304

### QUALITY

	Quantity	Base Number	Contract	AT	Region	England
% of FP17s for the same patient ID Re-attending within 3 months - Children	82	2,029	4.0%	11.7%	12.3%	11.8%
% of FP17s for the same patient ID Re-attending within 3 months - Adults	743	7,040	10.6%	15.0%	15.9%	15.7%
% of FP17s for the same patient ID Re-attending between 3 & 9 months - Children	1,426	2,029	70.3%	55.0%	60.2%	58.9%
% of FP17s for the same patient ID Re-attending between 3 & 9 months - Adults	4,640	7,040	65.9%	50.5%	53.0%	50.8%
% of FP17s for Band 1 Urgent Courses	423	8,817	4.8%	8.9%	9.1%	9.1%
% of FP17s Relating to Free Repair or Replacements	160	8,817	1.8%	1.2%	1.0%	0.8%
% of FP17s Relating to Continuations	72	8,817	0.8%	1.3%	1.0%	0.9%
% of Patients satisfied with the dentistry they have received	9	9	N/A	93.6%	93.2%	92.5%
% of Patients satisfied with the time they had to wait for an appointment	8	9	N/A	87.6%	88.1%	87.0%

\* This is based on patients treated on this contract for their most recent course of treatment.  
 Figures in italics indicate the base number of FP17s or Patient Questionnaire responses are less than 100. N/A is shown where the base number of responses is less than 10 during the period. % is calculated as Quantity/Base number\*100



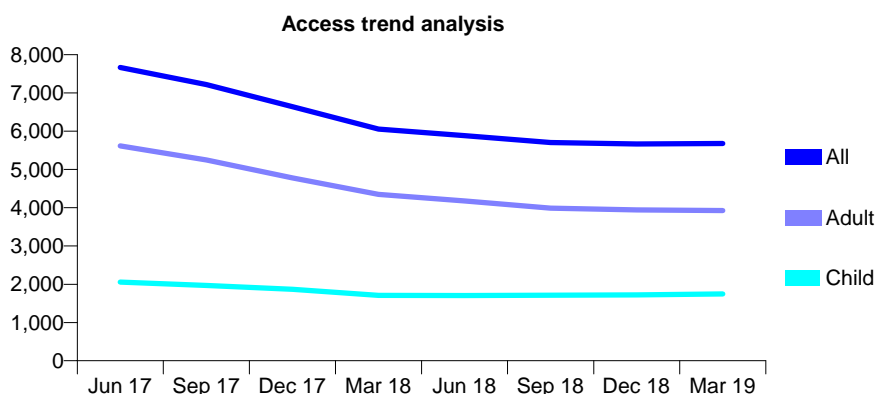
## Q45 - Vital Signs At a Glance Contract Report for 118060/0003 - Year end March 2019

Name or company name	Genix Healthcare Ltd
Contract type name	GDS Contract
Purpose of contract	General
Contract start date	04/10/2006
Contract end date	

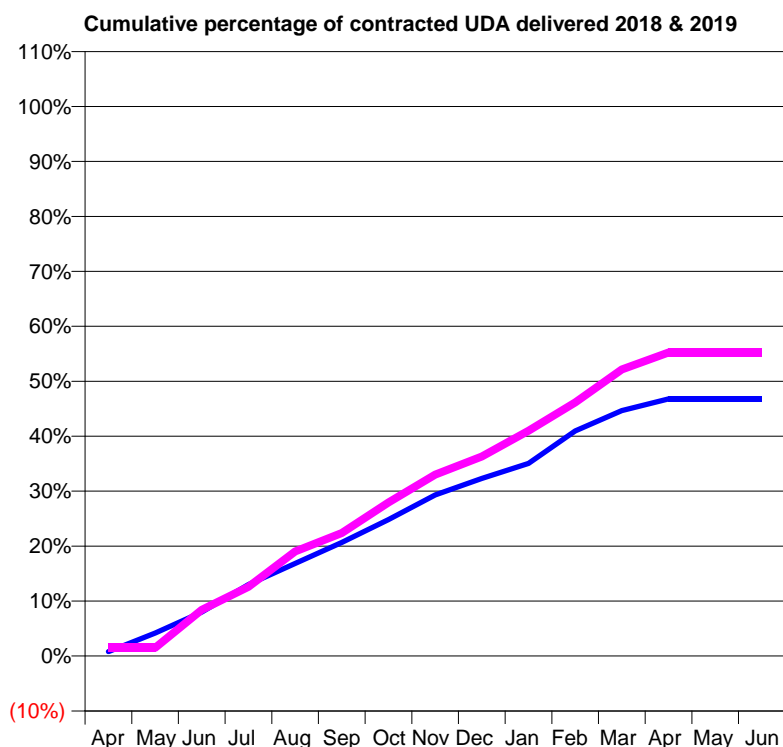
18/19 Contracted general activity (UDA)	33,015
Carry forward general activity (UDA)	0
18/19 Contracted orthodontic activity (UOA)	0
Carry forward orthodontic activity (UOA)	0
Baseline contract value	£759,204.26

### ACCESS\*

Patients seen in 24 months	Total	Change since previous quarter
Quarter ending March 2018	6,057	
Quarter ending June 2018	5,882	↓
Quarter ending September 2018	5,705	↓
Quarter ending December 2018	5,665	→
Quarter ending March 2019	5,675	→
<b>Variance since March 2018</b>	<b>(6.3%)</b>	<b>↓</b>



### ACTIVITY



Adjusted Scheduled Activity (UDA)		
Month	2018	2019
April	272	493
May	1,383	493
June	2,638	2,773
July	4,298	4,164
August	5,564	6,287
September	6,822	7,389
October	8,198	9,229
November	9,677	10,903
December	10,664	11,992
January	11,576	13,532
February	13,525	15,231
March	14,748	17,214
April	15,452	18,238
May	15,452	18,236
June	15,445	18,233

### QUALITY

	Quantity	Base Number	Contract	AT	Region	England
% of FP17s for the same patient ID Re-attending within 3 months - Children	225	2,426	9.3%	11.7%	12.3%	11.8%
% of FP17s for the same patient ID Re-attending within 3 months - Adults	781	5,251	14.9%	15.0%	15.9%	15.7%
% of FP17s for the same patient ID Re-attending between 3 & 9 months - Children	1,212	2,426	50.0%	55.0%	60.2%	58.9%
% of FP17s for the same patient ID Re-attending between 3 & 9 months - Adults	2,629	5,251	50.1%	50.5%	53.0%	50.8%
% of FP17s for Band 1 Urgent Courses	493	7,781	6.3%	8.9%	9.1%	9.1%
% of FP17s Relating to Free Repair or Replacements	79	7,781	1.0%	1.2%	1.0%	0.8%
% of FP17s Relating to Continuations	34	7,781	0.4%	1.3%	1.0%	0.9%
% of Patients satisfied with the dentistry they have received	1	1	N/A	93.6%	93.2%	92.5%
% of Patients satisfied with the time they had to wait for an appointment	0	1	N/A	87.6%	88.1%	87.0%

\* This is based on patients treated on this contract for their most recent course of treatment.

Figures in italics indicate the base number of FP17s or Patient Questionnaire responses are less than 100. N/A is shown where the base number of responses is less than 10 during the period. % is calculated as Quantity/Base number\*100

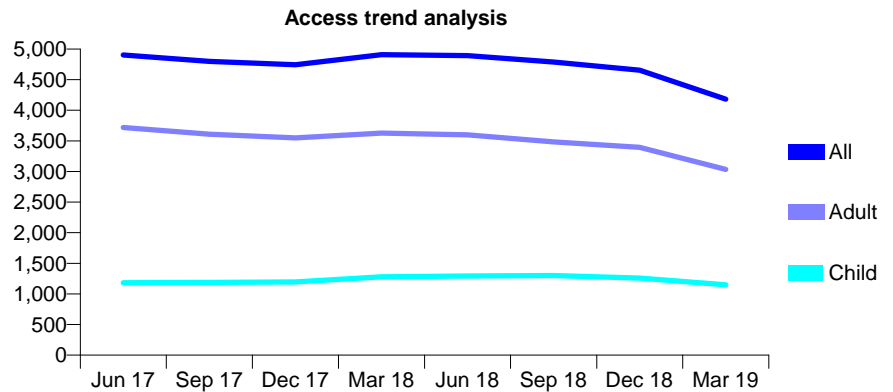
## Q45 - Vital Signs At a Glance Contract Report for 118060/0008 - Year end March 2019

Name or company name	Genix Healthcare Ltd
Contract type name	GDS Contract
Purpose of contract	General
Contract start date	01/12/2006
Contract end date	31/03/2019

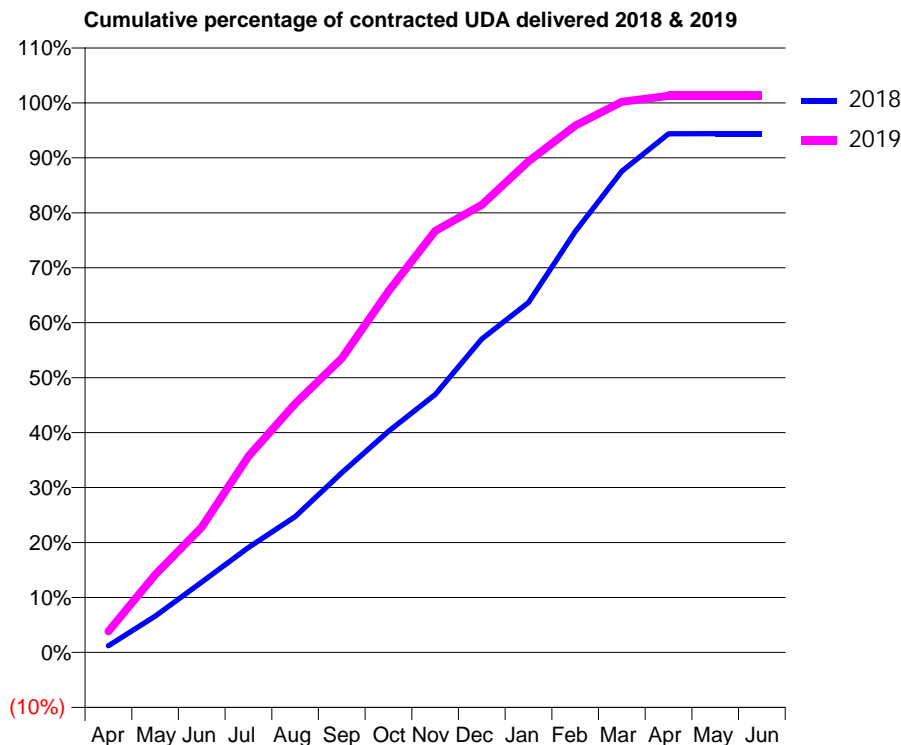
18/19 Contracted general activity (UDA)	16,597
Carry forward general activity (UDA)	0
18/19 Contracted orthodontic activity (UOA)	0
Carry forward orthodontic activity (UOA)	0
Baseline contract value	£429,683.80

### ACCESS\*

Patients seen in 24 months	Total	Change since previous quarter
Quarter ending March 2018	4,908	
Quarter ending June 2018	4,892	→
Quarter ending September 2018	4,787	↓
Quarter ending December 2018	4,654	↓
Quarter ending March 2019	4,183	↓
<b>Variance since March 2018</b>	<b>(14.8%)</b>	<b>↓</b>



### ACTIVITY



Adjusted Scheduled Activity (UDA)		
Month	2018	2019
April	202	634
May	1,094	2,345
June	2,123	3,783
July	3,167	5,924
August	4,100	7,515
September	5,426	8,883
October	6,676	10,908
November	7,790	12,729
December	9,466	13,518
January	10,572	14,830
February	12,708	15,909
March	14,535	16,628
April	15,663	16,809
May	15,664	16,809
June	15,664	16,809

### QUALITY

	Quantity	Base Number	Contract	AT	Region	England
% of FP17s for the same patient ID Re-attending within 3 months - Children	346	1,993	17.4%	11.7%	12.3%	11.8%
% of FP17s for the same patient ID Re-attending within 3 months - Adults	698	4,345	16.1%	15.0%	15.9%	15.7%
% of FP17s for the same patient ID Re-attending between 3 & 9 months - Children	1,083	1,993	54.3%	55.0%	60.2%	58.9%
% of FP17s for the same patient ID Re-attending between 3 & 9 months - Adults	2,365	4,345	54.4%	50.5%	53.0%	50.8%
% of FP17s for Band 1 Urgent Courses	463	6,061	7.6%	8.9%	9.1%	9.1%
% of FP17s Relating to Free Repair or Replacements	23	6,061	0.4%	1.2%	1.0%	0.8%
% of FP17s Relating to Continuations	14	6,061	0.2%	1.3%	1.0%	0.9%
% of Patients satisfied with the dentistry they have received	0	0	N/A	93.6%	93.2%	92.5%
% of Patients satisfied with the time they had to wait for an appointment	0	0	N/A	87.6%	88.1%	87.0%

\* This is based on patients treated on this contract for their most recent course of treatment. Figures in italics indicate the base number of FP17s or Patient Questionnaire responses are less than 100. N/A is shown where the base number of responses is less than 10 during the period. % is calculated as Quantity/Base number\*100

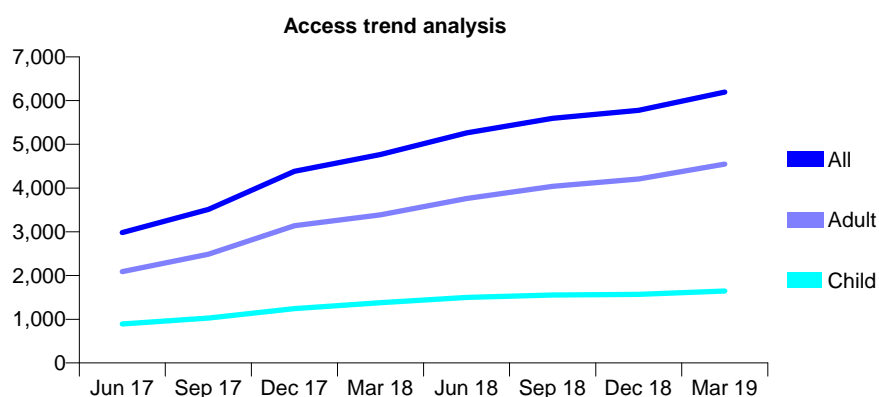
## Q45 - Vital Signs At a Glance Contract Report for 122904/0001 - Year end March 2019

Name or company name	Harrowgate Hill Dental Practice
Contract type name	GDS Contract
Purpose of contract	General
Contract start date	01/04/2014
Contract end date	

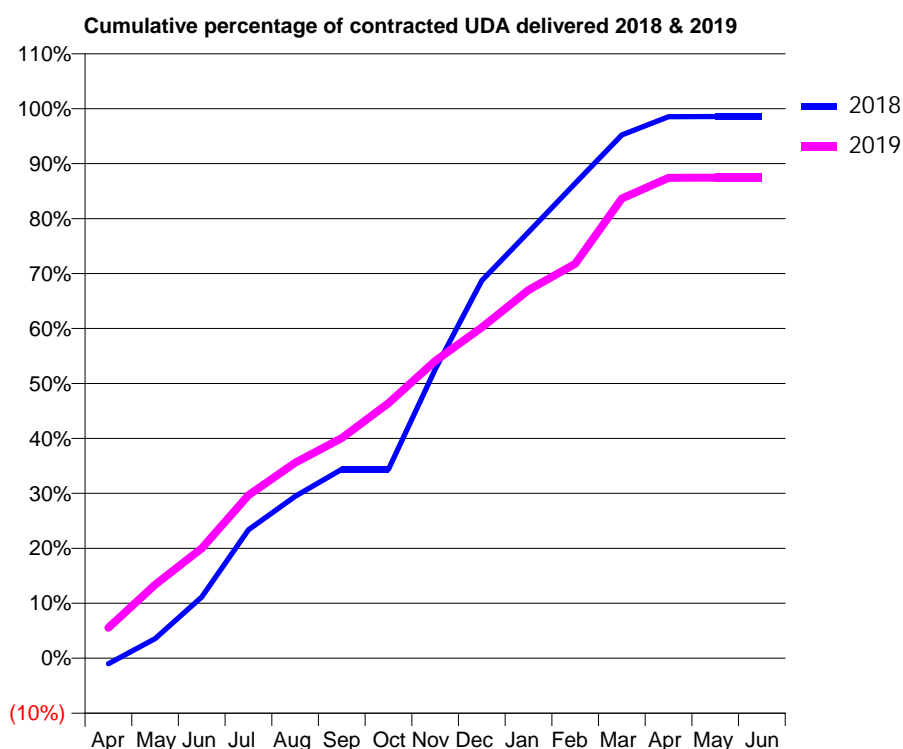
18/19 Contracted general activity (UDA)	23,892
Carry forward general activity (UDA)	0
18/19 Contracted orthodontic activity (UOA)	0
Carry forward orthodontic activity (UOA)	0
Baseline contract value	£658,683.45

### ACCESS\*

Patients seen in 24 months	Total	Change since previous quarter
Quarter ending March 2018	4,765	
Quarter ending June 2018	5,260	↑
Quarter ending September 2018	5,594	↑
Quarter ending December 2018	5,777	↑
Quarter ending March 2019	6,193	↑
<b>Variance since March 2018</b>	<b>30.0%</b>	<b>↑</b>



### ACTIVITY



Adjusted Scheduled Activity (UDA)		
Month	2018	2019
April	-194	1,326
May	670	3,199
June	2,079	4,778
July	4,364	7,089
August	5,495	8,503
September	6,418	9,568
October	6,418	11,088
November	9,815	12,928
December	12,827	14,374
January	14,474	16,006
February	16,134	17,148
March	17,773	19,986
April	18,395	20,880
May	18,396	20,893
June	18,399	20,893

### QUALITY

	Quantity	Base Number	Contract	AT	Region	England
% of FP17s for the same patient ID Re-attending within 3 months - Children	162	2,659	6.1%	11.7%	12.3%	11.8%
% of FP17s for the same patient ID Re-attending within 3 months - Adults	649	6,066	10.7%	15.0%	15.9%	15.7%
% of FP17s for the same patient ID Re-attending between 3 & 9 months - Children	1,705	2,659	64.1%	55.0%	60.2%	58.9%
% of FP17s for the same patient ID Re-attending between 3 & 9 months - Adults	3,326	6,066	54.8%	50.5%	53.0%	50.8%
% of FP17s for Band 1 Urgent Courses	423	8,818	4.8%	8.9%	9.1%	9.1%
% of FP17s Relating to Free Repair or Replacements	88	8,818	1.0%	1.2%	1.0%	0.8%
% of FP17s Relating to Continuations	135	8,818	1.5%	1.3%	1.0%	0.9%
% of Patients satisfied with the dentistry they have received	6	6	N/A	93.6%	93.2%	92.5%
% of Patients satisfied with the time they had to wait for an appointment	6	6	N/A	87.6%	88.1%	87.0%

\* This is based on patients treated on this contract for their most recent course of treatment.

Figures in italics indicate the base number of FP17s or Patient Questionnaire responses are less than 100. N/A is shown where the base number of responses is less than 10 during the period. % is calculated as Quantity/Base number\*100

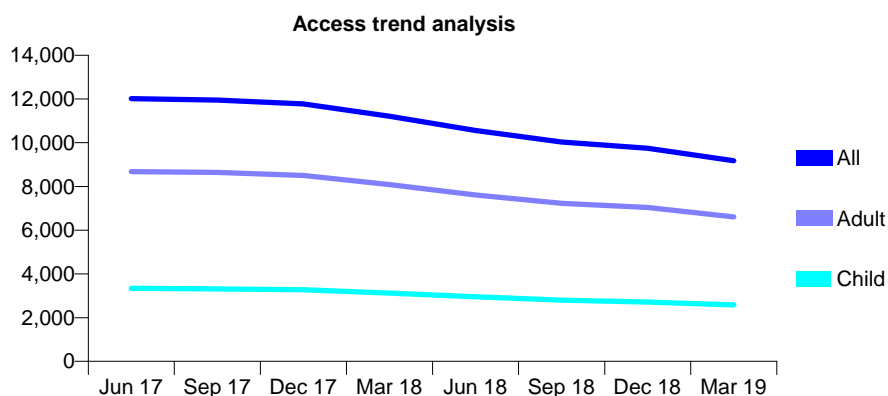
## Q45 - Vital Signs At a Glance Contract Report for 124613/0001 - Year end March 2019

Name or company name	Peterlee Dental Practice Partnership
Contract type name	GDS Contract
Purpose of contract	General
Contract start date	01/08/2013
Contract end date	

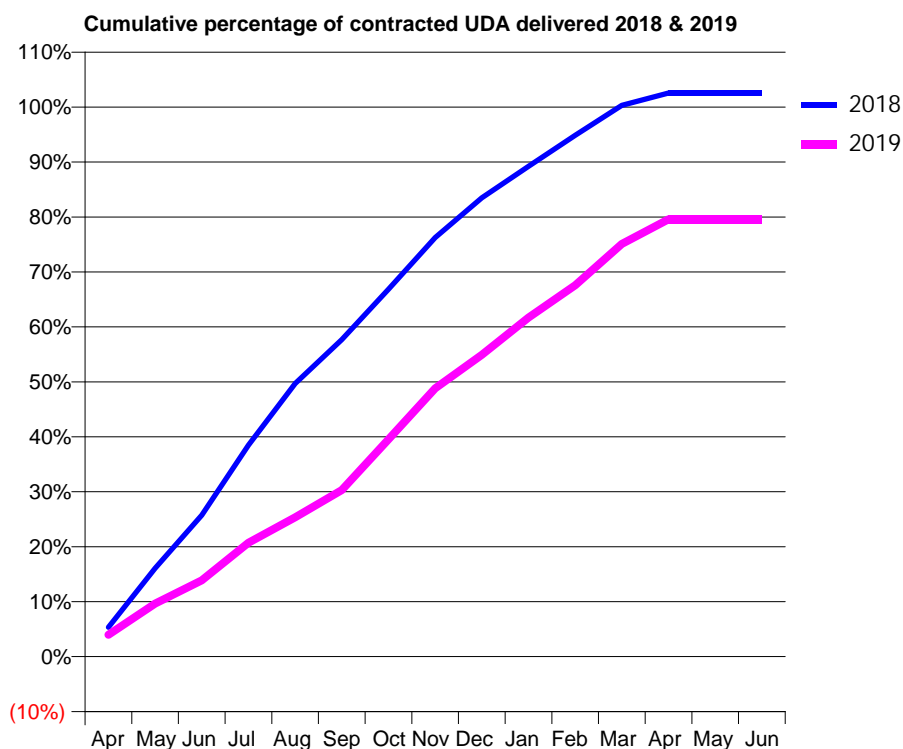
18/19 Contracted general activity (UDA)	27,722
Carry forward general activity (UDA)	-494
18/19 Contracted orthodontic activity (UOA)	0
Carry forward orthodontic activity (UOA)	0
Baseline contract value	£896,437.73

### ACCESS\*

Patients seen in 24 months	Total	Change since previous quarter
Quarter ending March 2018	11,207	
Quarter ending June 2018	10,564	↓
Quarter ending September 2018	10,033	↓
Quarter ending December 2018	9,746	↓
Quarter ending March 2019	9,180	↓
<b>Variance since March 2018</b>	<b>(18.1%)</b>	<b>↓</b>



### ACTIVITY



Adjusted Scheduled Activity (UDA)		
Month	2018	2019
April	1,325	1,106
May	3,983	2,683
June	6,360	3,853
July	9,515	5,746
August	12,284	7,026
September	14,258	8,400
October	16,527	10,961
November	18,852	13,540
December	20,633	15,219
January	22,059	17,101
February	23,455	18,729
March	24,797	20,820
April	25,353	22,060
May	25,354	22,065
June	25,349	22,065

### QUALITY

	Quantity	Base Number	Contract	AT	Region	England
% of FP17s for the same patient ID Re-attending within 3 months - Children	178	2,825	6.3%	11.7%	12.3%	11.8%
% of FP17s for the same patient ID Re-attending within 3 months - Adults	741	6,834	10.8%	15.0%	15.9%	15.7%
% of FP17s for the same patient ID Re-attending between 3 & 9 months - Children	1,262	2,825	44.7%	55.0%	60.2%	58.9%
% of FP17s for the same patient ID Re-attending between 3 & 9 months - Adults	2,848	6,834	41.7%	50.5%	53.0%	50.8%
% of FP17s for Band 1 Urgent Courses	647	9,826	6.6%	8.9%	9.1%	9.1%
% of FP17s Relating to Free Repair or Replacements	39	9,826	0.4%	1.2%	1.0%	0.8%
% of FP17s Relating to Continuations	154	9,826	1.6%	1.3%	1.0%	0.9%
% of Patients satisfied with the dentistry they have received	5	5	N/A	93.6%	93.2%	92.5%
% of Patients satisfied with the time they had to wait for an appointment	3	5	N/A	87.6%	88.1%	87.0%

\* This is based on patients treated on this contract for their most recent course of treatment.  
 Figures in *italics* indicate the base number of FP17s or Patient Questionnaire responses are less than 100. N/A is shown where the base number of responses is less than 10 during the period. % is calculated as Quantity/Base number\*100

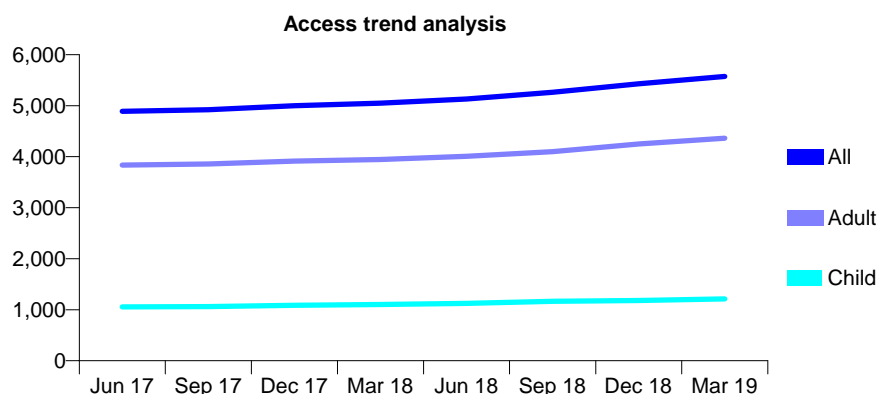
## Q45 - Vital Signs At a Glance Contract Report for 125733/0001 - Year end March 2019

Name or company name	Wray & McKenna Ltd
Contract type name	GDS Contract
Purpose of contract	General and Orthodontic
Contract start date	01/12/2011
Contract end date	

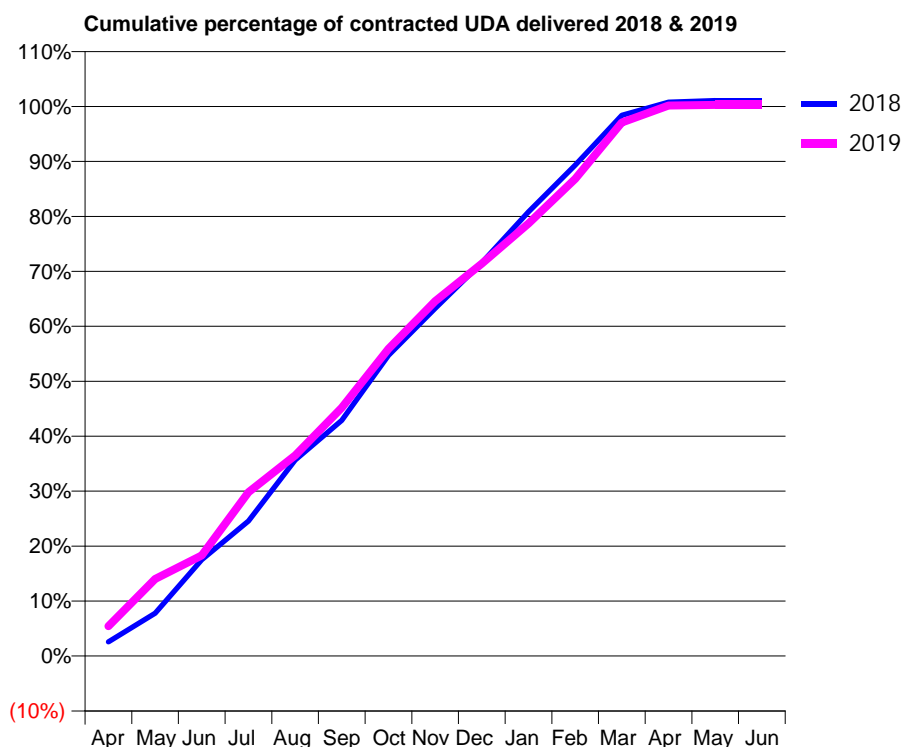
18/19 Contracted general activity (UDA)	14,307
Carry forward general activity (UDA)	-136
18/19 Contracted orthodontic activity (UOA)	0
Carry forward orthodontic activity (UOA)	0
Baseline contract value	£365,910.21

### ACCESS\*

Patients seen in 24 months	Total	Change since previous quarter
Quarter ending March 2018	5,049	
Quarter ending June 2018	5,131	→
Quarter ending September 2018	5,261	↑
Quarter ending December 2018	5,430	↑
Quarter ending March 2019	5,572	↑
<b>Variance since March 2018</b>	<b>10.4%</b>	<b>↑</b>



### ACTIVITY



Adjusted Scheduled Activity (UDA)		
Month	2018	2019
April	331	777
May	1,002	2,006
June	2,249	2,620
July	3,156	4,267
August	4,580	5,223
September	5,509	6,468
October	7,028	7,996
November	8,129	9,242
December	9,193	10,215
January	10,382	11,262
February	11,476	12,423
March	12,638	13,888
April	12,945	14,331
May	12,981	14,348
June	12,981	14,348

### QUALITY

	Quantity	Base Number	Contract	AT	Region	England
% of FP17s for the same patient ID Re-attending within 3 months - Children	78	1,503	5.2%	11.7%	12.3%	11.8%
% of FP17s for the same patient ID Re-attending within 3 months - Adults	799	4,995	16.0%	15.0%	15.9%	15.7%
% of FP17s for the same patient ID Re-attending between 3 & 9 months - Children	725	1,503	48.2%	55.0%	60.2%	58.9%
% of FP17s for the same patient ID Re-attending between 3 & 9 months - Adults	1,322	4,995	26.5%	50.5%	53.0%	50.8%
% of FP17s for Band 1 Urgent Courses	843	6,495	13.0%	8.9%	9.1%	9.1%
% of FP17s Relating to Free Repair or Replacements	116	6,495	1.8%	1.2%	1.0%	0.8%
% of FP17s Relating to Continuations	68	6,495	1.0%	1.3%	1.0%	0.9%
% of Patients satisfied with the dentistry they have received	1	2	N/A	93.6%	93.2%	92.5%
% of Patients satisfied with the time they had to wait for an appointment	2	2	N/A	87.6%	88.1%	87.0%

\* This is based on patients treated on this contract for their most recent course of treatment.

Figures in italics indicate the base number of FP17s or Patient Questionnaire responses are less than 100. N/A is shown where the base number of responses is less than 10 during the period. % is calculated as Quantity/Base number\*100

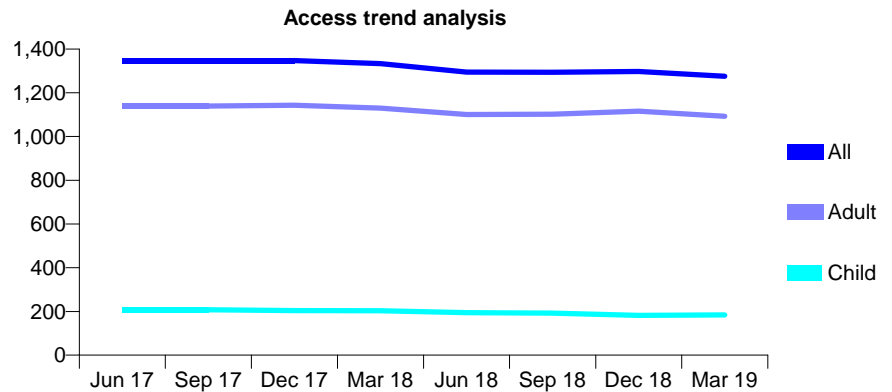
## Q45 - Vital Signs At a Glance Contract Report for 127361/0001 - Year end March 2019

Name or company name	LIL Dental Ltd.
Contract type name	GDS Contract
Purpose of contract	General
Contract start date	01/04/2009
Contract end date	

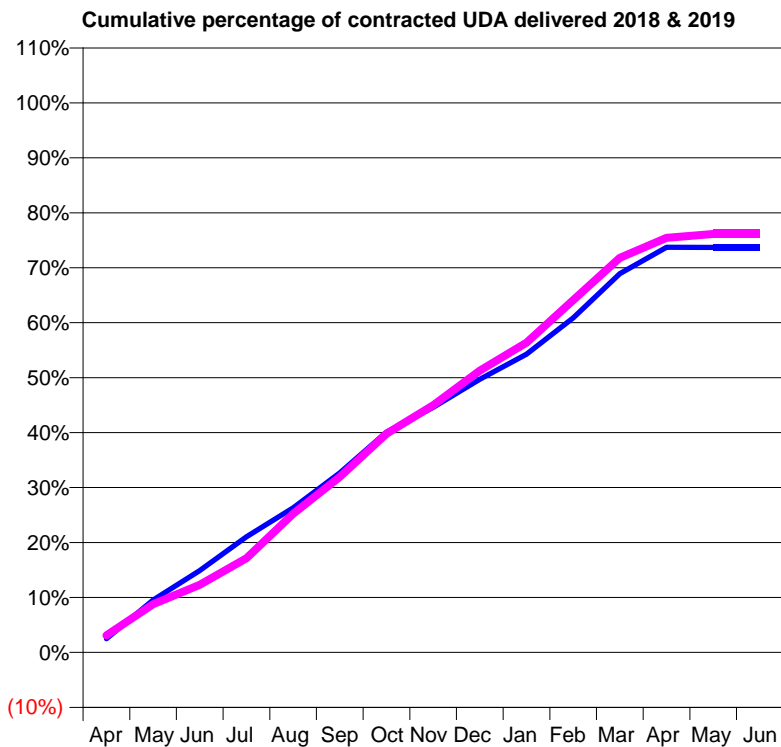
18/19 Contracted general activity (UDA)	6,100
Carry forward general activity (UDA)	0
18/19 Contracted orthodontic activity (UOA)	0
Carry forward orthodontic activity (UOA)	0
Baseline contract value	£180,561.51

### ACCESS\*

Patients seen in 24 months	Total	Change since previous quarter
Quarter ending March 2018	1,333	
Quarter ending June 2018	1,295	↓
Quarter ending September 2018	1,294	→
Quarter ending December 2018	1,298	→
Quarter ending March 2019	1,276	↓
<b>Variance since March 2018</b>	<b>(4.3%)</b>	<b>↓</b>



### ACTIVITY



Adjusted Scheduled Activity (UDA)		
Month	2018	2019
April	151	189
May	583	536
June	909	751
July	1,285	1,046
August	1,606	1,540
September	1,992	1,947
October	2,447	2,427
November	2,721	2,744
December	3,033	3,128
January	3,311	3,437
February	3,713	3,912
March	4,203	4,379
April	4,497	4,602
May	4,496	4,645
June	4,496	4,645

### QUALITY

	Quantity	Base Number	Contract	AT	Region	England
% of FP17s for the same patient ID Re-attending within 3 months - Children	18	300	6.0%	11.7%	12.3%	11.8%
% of FP17s for the same patient ID Re-attending within 3 months - Adults	266	1,822	14.6%	15.0%	15.9%	15.7%
% of FP17s for the same patient ID Re-attending between 3 & 9 months - Children	189	300	63.0%	55.0%	60.2%	58.9%
% of FP17s for the same patient ID Re-attending between 3 & 9 months - Adults	1,114	1,822	61.1%	50.5%	53.0%	50.8%
% of FP17s for Band 1 Urgent Courses	155	2,075	7.5%	8.9%	9.1%	9.1%
% of FP17s Relating to Free Repair or Replacements	48	2,075	2.3%	1.2%	1.0%	0.8%
% of FP17s Relating to Continuations	34	2,075	1.6%	1.3%	1.0%	0.9%
% of Patients satisfied with the dentistry they have received	1	1	N/A	93.6%	93.2%	92.5%
% of Patients satisfied with the time they had to wait for an appointment	0	1	N/A	87.6%	88.1%	87.0%

\* This is based on patients treated on this contract for their most recent course of treatment. Figures in italics indicate the base number of FP17s or Patient Questionnaire responses are less than 100. N/A is shown where the base number of responses is less than 10 during the period. % is calculated as Quantity/Base number\*100

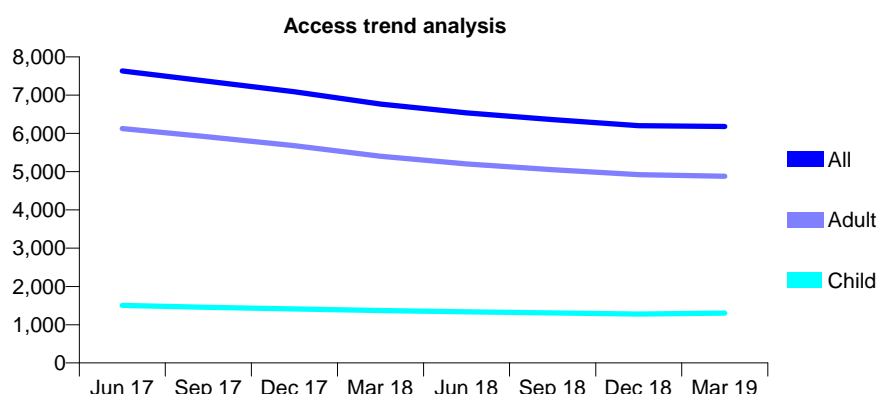
## Q45 - Vital Signs At a Glance Contract Report for 127868/0001 - Year end March 2019

Name or company name	Lambert Coutts & Associates Dental Practice
Contract type name	GDS Contract
Purpose of contract	General and Orthodontic
Contract start date	09/10/2011
Contract end date	

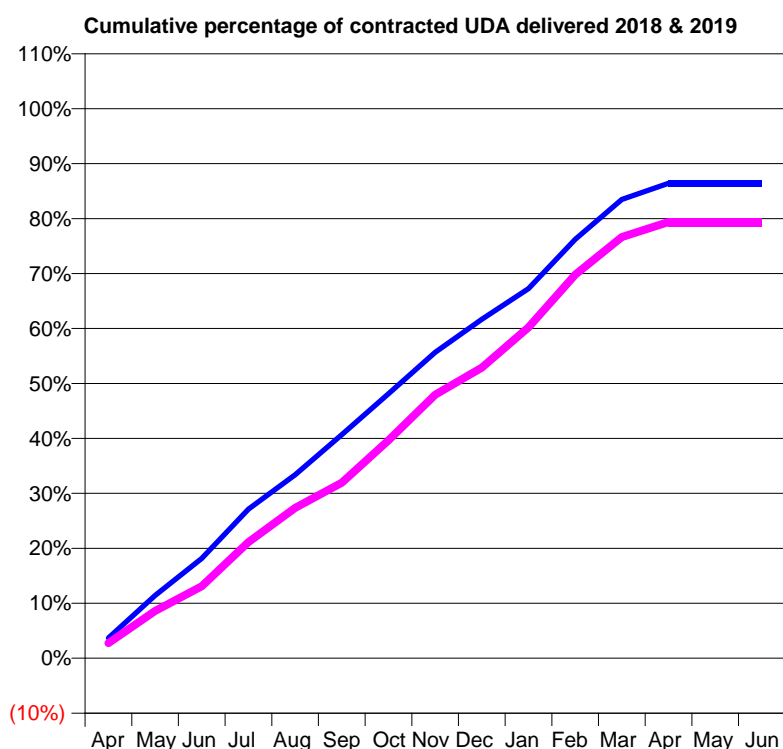
18/19 Contracted general activity (UDA)	20,731
Carry forward general activity (UDA)	0
18/19 Contracted orthodontic activity (UOA)	651
Carry forward orthodontic activity (UOA)	0
Baseline contract value	£639,269.74

### ACCESS\*

Patients seen in 24 months	Total	Change since previous quarter
Quarter ending March 2018	6,769	
Quarter ending June 2018	6,539	↓
Quarter ending September 2018	6,359	↓
Quarter ending December 2018	6,198	↓
Quarter ending March 2019	6,182	→
<b>Variance since March 2018</b>	<b>(8.7%)</b>	<b>↓</b>



### ACTIVITY



Adjusted Scheduled Activity (UDA)		
Month	2018	2019
April	658	571
May	2,029	1,782
June	3,222	2,713
July	4,813	4,377
August	5,918	5,674
September	7,208	6,616
October	8,533	8,219
November	9,867	9,946
December	10,938	10,961
January	11,926	12,481
February	13,517	14,470
March	14,799	15,886
April	15,324	16,451
May	15,326	16,451
June	15,326	16,451

### QUALITY

	Quantity	Base Number	Contract	AT	Region	England
% of FP17s for the same patient ID Re-attending within 3 months - Children	81	1,569	5.2%	11.7%	12.3%	11.8%
% of FP17s for the same patient ID Re-attending within 3 months - Adults	815	6,269	13.0%	15.0%	15.9%	15.7%
% of FP17s for the same patient ID Re-attending between 3 & 9 months - Children	532	1,569	33.9%	55.0%	60.2%	58.9%
% of FP17s for the same patient ID Re-attending between 3 & 9 months - Adults	2,748	6,269	43.8%	50.5%	53.0%	50.8%
% of FP17s for Band 1 Urgent Courses	424	7,757	5.5%	8.9%	9.1%	9.1%
% of FP17s Relating to Free Repair or Replacements	100	7,757	1.3%	1.2%	1.0%	0.8%
% of FP17s Relating to Continuations	175	7,757	2.3%	1.3%	1.0%	0.9%
% of Patients satisfied with the dentistry they have received	11	11	100.0%	93.6%	93.2%	92.5%
% of Patients satisfied with the time they had to wait for an appointment	9	11	81.8%	87.6%	88.1%	87.0%

\* This is based on patients treated on this contract for their most recent course of treatment.

Figures in italics indicate the base number of FP17s or Patient Questionnaire responses are less than 100. N/A is shown where the base number of responses is less than 10 during the period. % is calculated as Quantity/Base number\*100



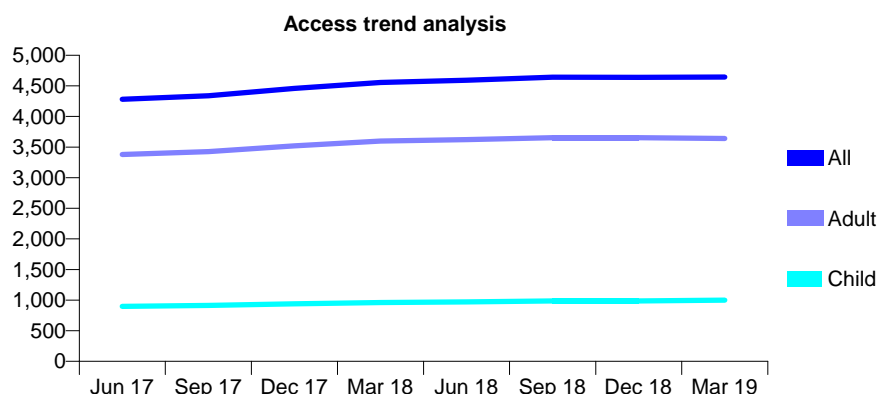
## Q45 - Vital Signs At a Glance Contract Report for 131075/0001 - Year end March 2019

Name or company name	Marton Dental Practice
Contract type name	GDS Contract
Purpose of contract	General
Contract start date	01/09/2015
Contract end date	

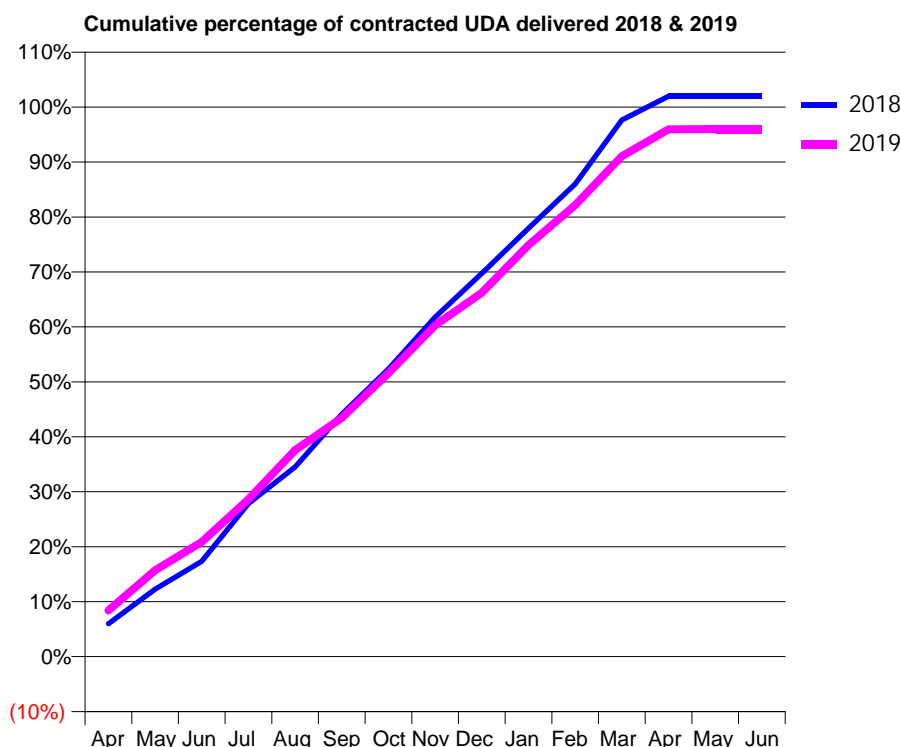
18/19 Contracted general activity (UDA)	13,649
Carry forward general activity (UDA)	-251
18/19 Contracted orthodontic activity (UOA)	0
Carry forward orthodontic activity (UOA)	0
Baseline contract value	£332,271.43

### ACCESS\*

Patients seen in 24 months	Total	Change since previous quarter
Quarter ending March 2018	4,556	
Quarter ending June 2018	4,592	→
Quarter ending September 2018	4,641	→
Quarter ending December 2018	4,640	→
Quarter ending March 2019	4,643	→
<b>Variance since March 2018</b>	<b>1.9%</b>	<b>→</b>



### ACTIVITY



Adjusted Scheduled Activity (UDA)		
Month	2018	2019
April	770	1,148
May	1,585	2,144
June	2,235	2,847
July	3,592	3,908
August	4,451	5,130
September	5,687	5,931
October	6,752	7,041
November	7,965	8,229
December	8,991	9,037
January	10,051	10,220
February	11,091	11,213
March	12,591	12,427
April	13,145	13,096
May	13,145	13,101
June	13,145	13,101

### QUALITY

	Quantity	Base Number	Contract	AT	Region	England
% of FP17s for the same patient ID Re-attending within 3 months - Children	135	1,791	7.5%	11.7%	12.3%	11.8%
% of FP17s for the same patient ID Re-attending within 3 months - Adults	794	6,174	12.9%	15.0%	15.9%	15.7%
% of FP17s for the same patient ID Re-attending between 3 & 9 months - Children	1,257	1,791	70.2%	55.0%	60.2%	58.9%
% of FP17s for the same patient ID Re-attending between 3 & 9 months - Adults	4,315	6,174	69.9%	50.5%	53.0%	50.8%
% of FP17s for Band 1 Urgent Courses	252	6,604	3.8%	8.9%	9.1%	9.1%
% of FP17s Relating to Free Repair or Replacements	87	6,604	1.3%	1.2%	1.0%	0.8%
% of FP17s Relating to Continuations	126	6,604	1.9%	1.3%	1.0%	0.9%
% of Patients satisfied with the dentistry they have received	2	2	N/A	93.6%	93.2%	92.5%
% of Patients satisfied with the time they had to wait for an appointment	2	2	N/A	87.6%	88.1%	87.0%

\* This is based on patients treated on this contract for their most recent course of treatment.  
 Figures in *italics* indicate the base number of FP17s or Patient Questionnaire responses are less than 100. N/A is shown where the base number of responses is less than 10 during the period. % is calculated as Quantity/Base number\*100

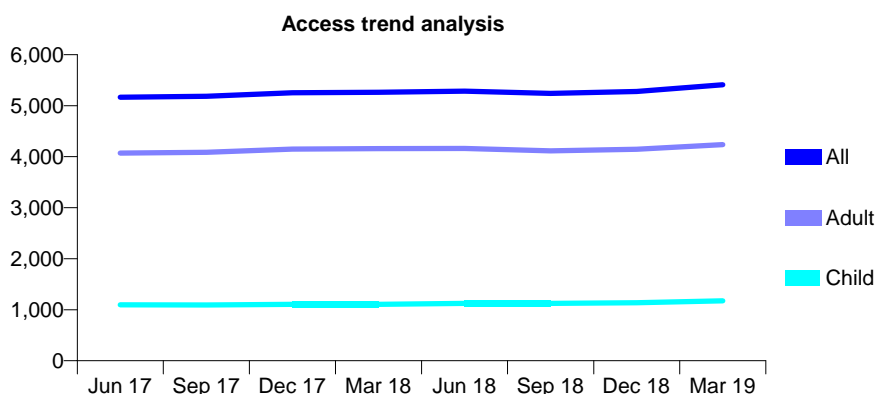
## Q45 - Vital Signs At a Glance Contract Report for 131091/0003 - Year end March 2019

Name or company name	Roseberry Dental Practice
Contract type name	GDS Contract
Purpose of contract	General and Orthodontic
Contract start date	03/05/2015
Contract end date	

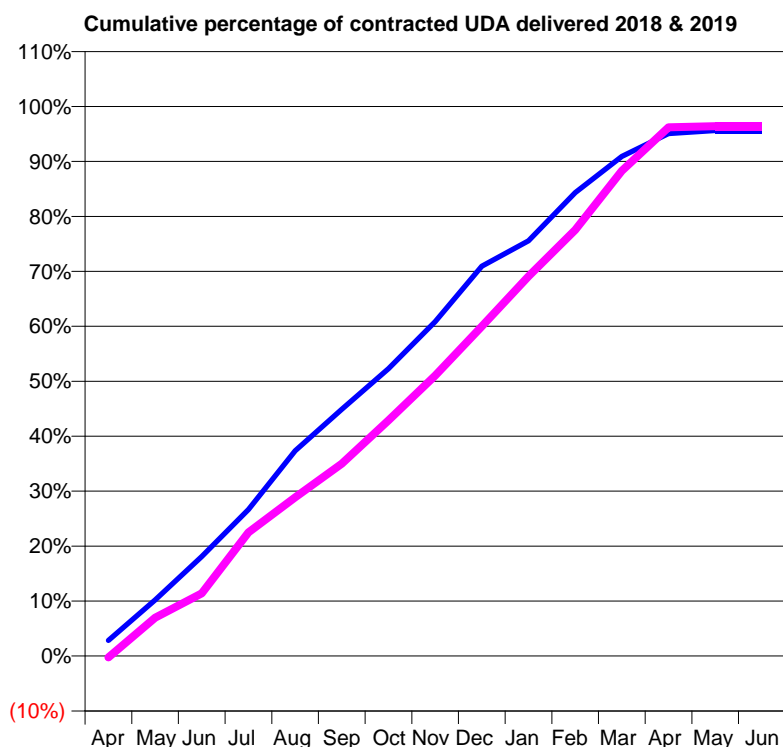
18/19 Contracted general activity (UDA)	14,584
Carry forward general activity (UDA)	349
18/19 Contracted orthodontic activity (UOA)	612
Carry forward orthodontic activity (UOA)	9
Baseline contract value	£505,088.35

### ACCESS\*

Patients seen in 24 months	Total	Change since previous quarter
Quarter ending March 2018	5,263	
Quarter ending June 2018	5,286	→
Quarter ending September 2018	5,240	→
Quarter ending December 2018	5,281	→
Quarter ending March 2019	5,411	↑
<b>Variance since March 2018</b>	<b>2.8%</b>	<b>↑</b>



### ACTIVITY



Adjusted Scheduled Activity (UDA)		
Month	2018	2019
April	417	-36
May	1,489	1,016
June	2,640	1,666
July	3,889	3,283
August	5,447	4,209
September	6,550	5,105
October	7,625	6,254
November	8,875	7,446
December	10,342	8,746
January	11,018	10,077
February	12,297	11,311
March	13,259	12,875
April	13,866	14,029
May	13,947	14,058
June	13,947	14,058

### QUALITY

	Quantity	Base Number	Contract	AT	Region	England
% of FP17s for the same patient ID Re-attending within 3 months - Children	133	1,684	7.9%	11.7%	12.3%	11.8%
% of FP17s for the same patient ID Re-attending within 3 months - Adults	604	5,825	10.4%	15.0%	15.9%	15.7%
% of FP17s for the same patient ID Re-attending between 3 & 9 months - Children	852	1,684	50.6%	55.0%	60.2%	58.9%
% of FP17s for the same patient ID Re-attending between 3 & 9 months - Adults	3,360	5,825	57.7%	50.5%	53.0%	50.8%
% of FP17s for Band 1 Urgent Courses	205	7,563	2.7%	8.9%	9.1%	9.1%
% of FP17s Relating to Free Repair or Replacements	55	7,563	0.7%	1.2%	1.0%	0.8%
% of FP17s Relating to Continuations	186	7,563	2.5%	1.3%	1.0%	0.9%
% of Patients satisfied with the dentistry they have received	5	5	N/A	93.6%	93.2%	92.5%
% of Patients satisfied with the time they had to wait for an appointment	5	5	N/A	87.6%	88.1%	87.0%

\* This is based on patients treated on this contract for their most recent course of treatment.

Figures in italics indicate the base number of FP17s or Patient Questionnaire responses are less than 100. N/A is shown where the base number of responses is less than 10 during the period. % is calculated as Quantity/Base number\*100

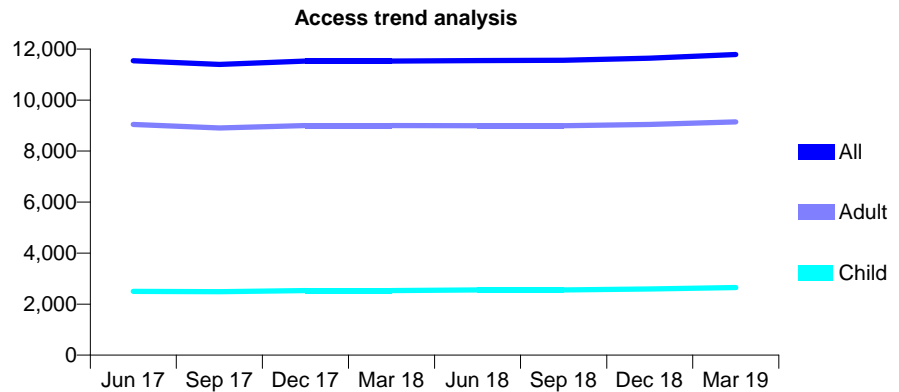
## Q45 - Vital Signs At a Glance Contract Report for 144002/0001 - Year end March 2019

Name or company name	Normanby Dental
Contract type name	GDS Contract
Purpose of contract	General
Contract start date	04/10/2014
Contract end date	

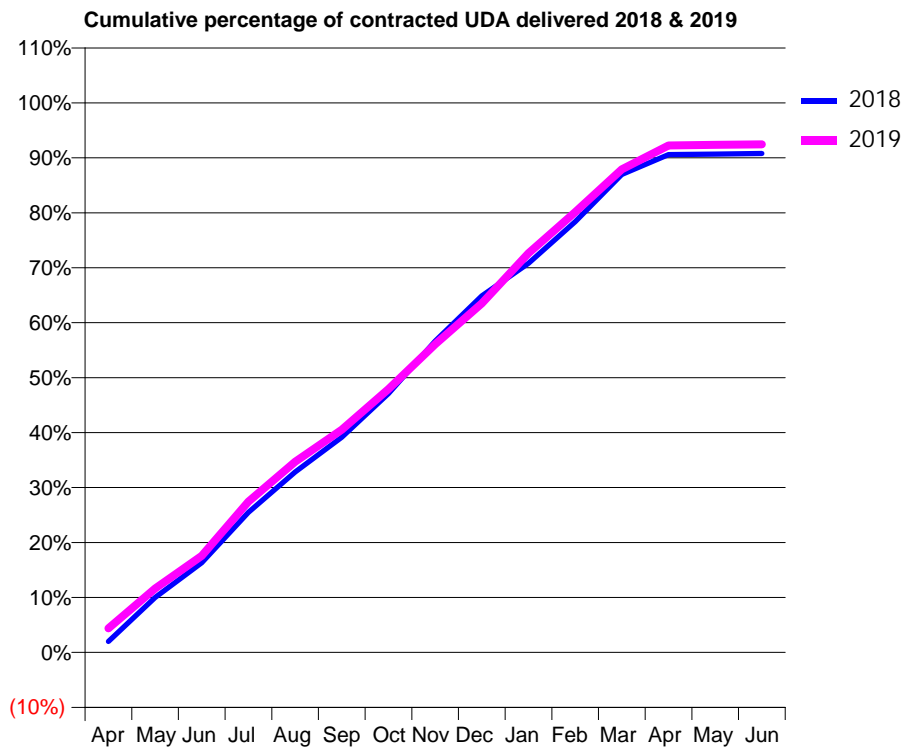
18/19 Contracted general activity (UDA)	38,100
Carry forward general activity (UDA)	0
18/19 Contracted orthodontic activity (UOA)	0
Carry forward orthodontic activity (UOA)	0
Baseline contract value	£1,145,991.20

### ACCESS\*

Patients seen in 24 months	Total	Change since previous quarter
Quarter ending March 2018	11,534	
Quarter ending June 2018	11,550	→
Quarter ending September 2018	11,560	→
Quarter ending December 2018	11,642	→
Quarter ending March 2019	11,790	→
<b>Variance since March 2018</b>	<b>2.2%</b>	<b>↑</b>



### ACTIVITY



Adjusted Scheduled Activity (UDA)		
Month	2018	2019
April	764	1,669
May	3,817	4,436
June	6,220	6,698
July	9,710	10,458
August	12,516	13,217
September	14,916	15,448
October	17,949	18,260
November	21,583	21,367
December	24,719	24,190
January	26,972	27,673
February	29,869	30,527
March	33,141	33,490
April	34,510	35,151
May	34,543	35,192
June	34,596	35,217

### QUALITY

	Quantity	Base Number	Contract	AT	Region	England
% of FP17s for the same patient ID Re-attending within 3 months - Children	293	3,657	8.0%	11.7%	12.3%	11.8%
% of FP17s for the same patient ID Re-attending within 3 months - Adults	2,065	12,744	16.2%	15.0%	15.9%	15.7%
% of FP17s for the same patient ID Re-attending between 3 & 9 months - Children	1,775	3,657	48.5%	55.0%	60.2%	58.9%
% of FP17s for the same patient ID Re-attending between 3 & 9 months - Adults	6,394	12,744	50.2%	50.5%	53.0%	50.8%
% of FP17s for Band 1 Urgent Courses	1,174	16,248	7.2%	8.9%	9.1%	9.1%
% of FP17s Relating to Free Repair or Replacements	354	16,248	2.2%	1.2%	1.0%	0.8%
% of FP17s Relating to Continuations	176	16,248	1.1%	1.3%	1.0%	0.9%
% of Patients satisfied with the dentistry they have received	5	6	N/A	93.6%	93.2%	92.5%
% of Patients satisfied with the time they had to wait for an appointment	6	6	N/A	87.6%	88.1%	87.0%

\* This is based on patients treated on this contract for their most recent course of treatment. Figures in italics indicate the base number of FP17s or Patient Questionnaire responses are less than 100. N/A is shown where the base number of responses is less than 10 during the period. % is calculated as Quantity/Base number\*100

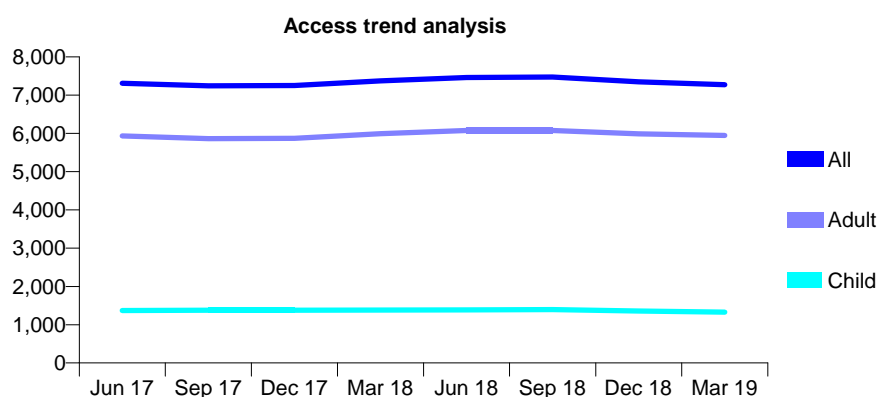
## Q45 - Vital Signs At a Glance Contract Report for 148725/0001 - Year end March 2019

Name or company name	The Castle Dental Practice Ltd.
Contract type name	GDS Contract
Purpose of contract	General
Contract start date	01/04/2009
Contract end date	

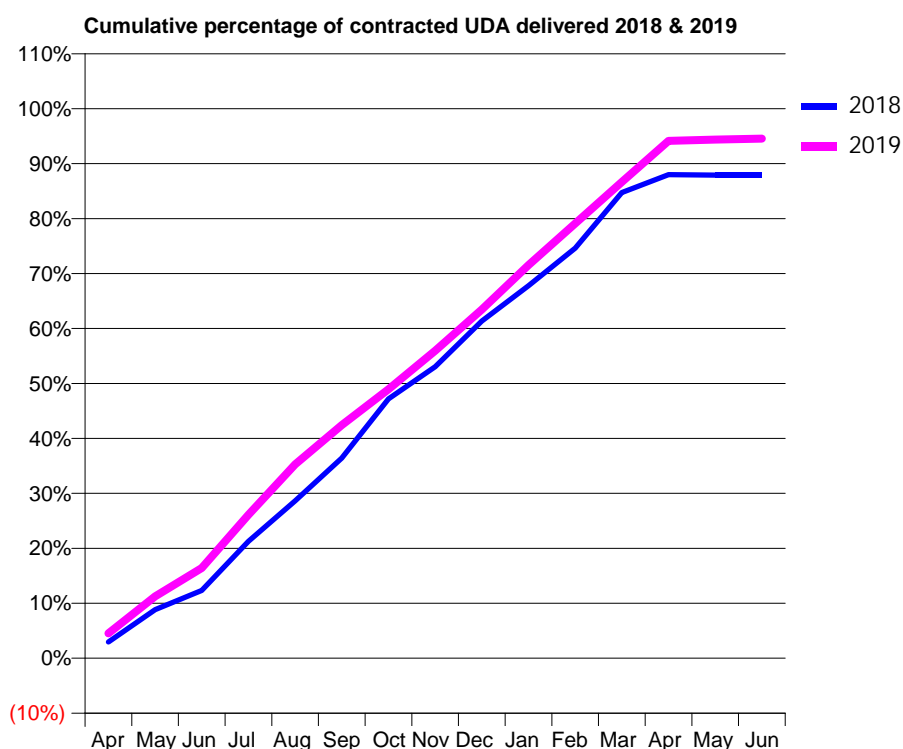
18/19 Contracted general activity (UDA)	24,521
Carry forward general activity (UDA)	0
18/19 Contracted orthodontic activity (UOA)	0
Carry forward orthodontic activity (UOA)	0
Baseline contract value	£730,504.59

### ACCESS\*

Patients seen in 24 months	Total	Change since previous quarter
Quarter ending March 2018	7,375	
Quarter ending June 2018	7,462	→
Quarter ending September 2018	7,471	→
Quarter ending December 2018	7,345	↓
Quarter ending March 2019	7,272	→
<b>Variance since March 2018</b>	<b>(1.4%)</b>	<b>↓</b>



### ACTIVITY



Adjusted Scheduled Activity (UDA)		
Month	2018	2019
April	724	1,108
May	2,169	2,757
June	3,028	4,023
July	5,215	6,404
August	7,027	8,647
September	8,926	10,396
October	11,572	11,998
November	13,003	13,724
December	15,037	15,560
January	16,625	17,538
February	18,298	19,403
March	20,774	21,247
April	21,573	23,087
May	21,553	23,141
June	21,553	23,186

### QUALITY

	Quantity	Base Number	Contract	AT	Region	England
% of FP17s for the same patient ID Re-attending within 3 months - Children	129	2,081	6.2%	11.7%	12.3%	11.8%
% of FP17s for the same patient ID Re-attending within 3 months - Adults	1,155	8,783	13.2%	15.0%	15.9%	15.7%
% of FP17s for the same patient ID Re-attending between 3 & 9 months - Children	1,374	2,081	66.0%	55.0%	60.2%	58.9%
% of FP17s for the same patient ID Re-attending between 3 & 9 months - Adults	5,277	8,783	60.1%	50.5%	53.0%	50.8%
% of FP17s for Band 1 Urgent Courses	510	11,290	4.5%	8.9%	9.1%	9.1%
% of FP17s Relating to Free Repair or Replacements	227	11,290	2.0%	1.2%	1.0%	0.8%
% of FP17s Relating to Continuations	248	11,290	2.2%	1.3%	1.0%	0.9%
% of Patients satisfied with the dentistry they have received	5	5	N/A	93.6%	93.2%	92.5%
% of Patients satisfied with the time they had to wait for an appointment	5	5	N/A	87.6%	88.1%	87.0%

\* This is based on patients treated on this contract for their most recent course of treatment. Figures in italics indicate the base number of FP17s or Patient Questionnaire responses are less than 100. N/A is shown where the base number of responses is less than 10 during the period. % is calculated as Quantity/Base number\*100

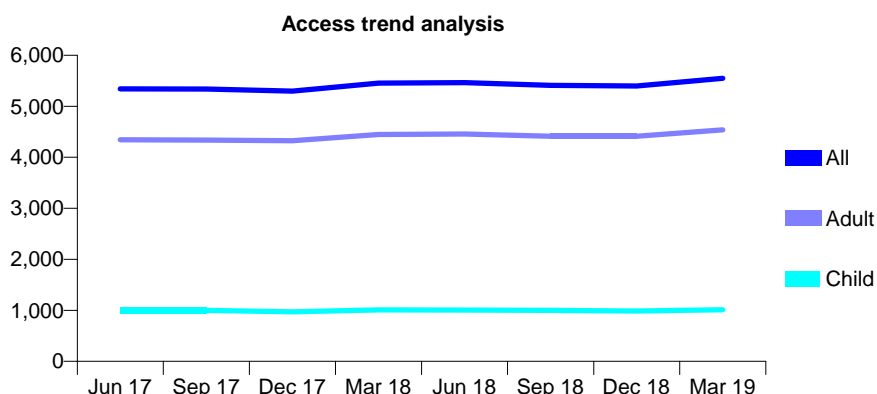
## Q45 - Vital Signs At a Glance Contract Report for 155586/0001 - Year end March 2019

Name or company name	Duke Street Dental Practice
Contract type name	GDS Contract
Purpose of contract	General
Contract start date	01/07/2013
Contract end date	

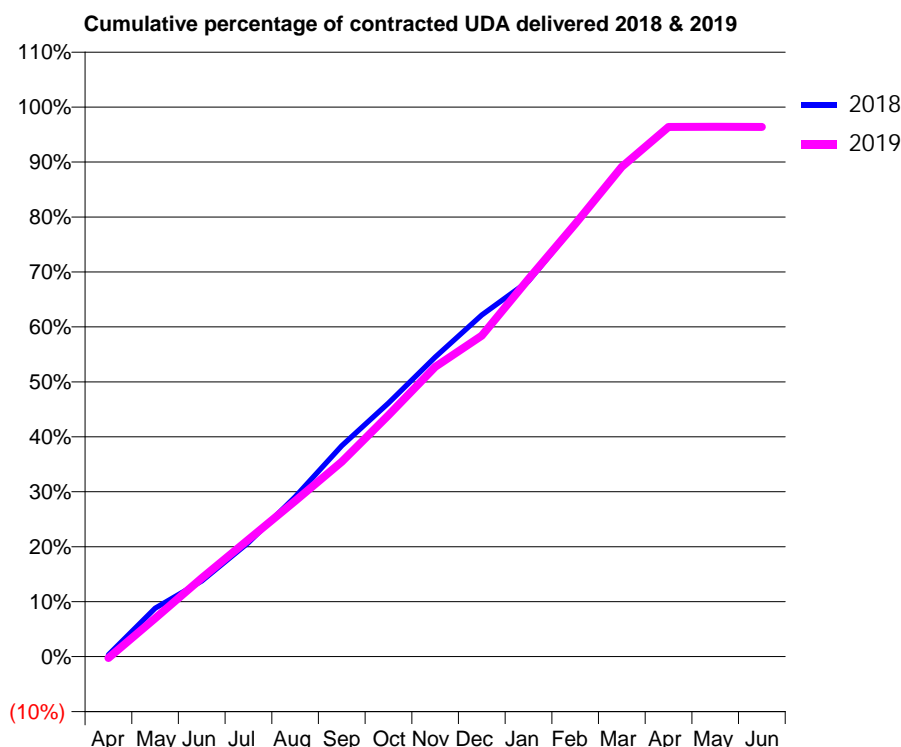
18/19 Contracted general activity (UDA)	18,637
Carry forward general activity (UDA)	659
18/19 Contracted orthodontic activity (UOA)	0
Carry forward orthodontic activity (UOA)	0
Baseline contract value	£521,848.93

### ACCESS\*

Patients seen in 24 months	Total	Change since previous quarter
Quarter ending March 2018	5,456	
Quarter ending June 2018	5,463	→
Quarter ending September 2018	5,411	→
Quarter ending December 2018	5,397	→
Quarter ending March 2019	5,550	↑
<b>Variance since March 2018</b>	<b>1.7%</b>	<b>→</b>



### ACTIVITY



Adjusted Scheduled Activity (UDA)		
Month	2018	2019
April	62	-46
May	1,644	1,301
June	2,569	2,663
July	3,869	3,969
August	5,421	5,282
September	7,154	6,610
October	8,599	8,190
November	10,159	9,825
December	11,587	10,882
January	12,735	12,806
February	14,652	14,673
March	16,613	16,612
April	17,977	17,961
May	17,977	17,964
June	17,978	17,963

### QUALITY

	Quantity	Base Number	Contract	AT	Region	England
% of FP17s for the same patient ID Re-attending within 3 months - Children	84	1,690	5.0%	11.7%	12.3%	11.8%
% of FP17s for the same patient ID Re-attending within 3 months - Adults	1,394	8,341	16.7%	15.0%	15.9%	15.7%
% of FP17s for the same patient ID Re-attending between 3 & 9 months - Children	1,176	1,690	69.6%	55.0%	60.2%	58.9%
% of FP17s for the same patient ID Re-attending between 3 & 9 months - Adults	5,675	8,341	68.0%	50.5%	53.0%	50.8%
% of FP17s for Band 1 Urgent Courses	1,219	9,988	12.2%	8.9%	9.1%	9.1%
% of FP17s Relating to Free Repair or Replacements	110	9,988	1.1%	1.2%	1.0%	0.8%
% of FP17s Relating to Continuations	113	9,988	1.1%	1.3%	1.0%	0.9%
% of Patients satisfied with the dentistry they have received	6	7	N/A	93.6%	93.2%	92.5%
% of Patients satisfied with the time they had to wait for an appointment	6	7	N/A	87.6%	88.1%	87.0%

\* This is based on patients treated on this contract for their most recent course of treatment.  
 Figures in *italics* indicate the base number of FP17s or Patient Questionnaire responses are less than 100. N/A is shown where the base number of responses is less than 10 during the period. % is calculated as Quantity/Base number\*100

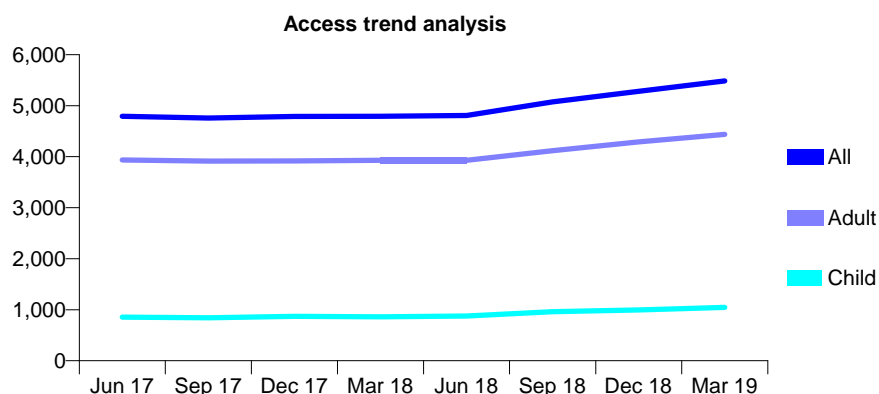
## Q45 - Vital Signs At a Glance Contract Report for 157775/0001 - Year end March 2019

Name or company name	Mr Devanand Isukapatla
Contract type name	GDS Contract
Purpose of contract	General
Contract start date	22/05/2015
Contract end date	

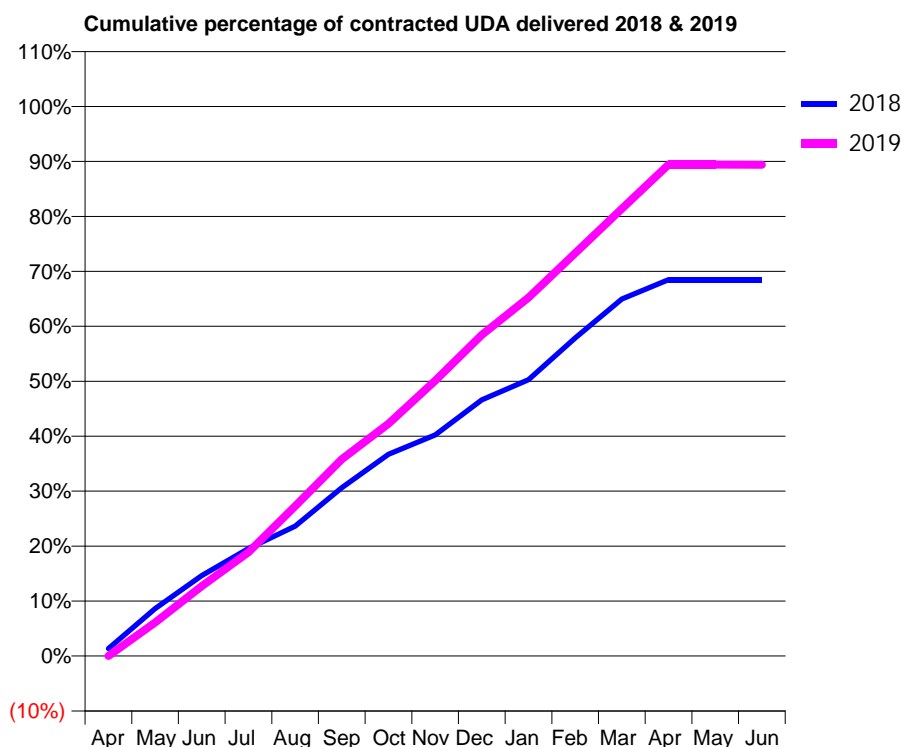
18/19 Contracted general activity (UDA)	18,605
Carry forward general activity (UDA)	0
18/19 Contracted orthodontic activity (UOA)	0
Carry forward orthodontic activity (UOA)	0
Baseline contract value	£408,966.41

### ACCESS\*

Patients seen in 24 months	Total	Change since previous quarter
Quarter ending March 2018	4,793	
Quarter ending June 2018	4,806	→
Quarter ending September 2018	5,076	↑
Quarter ending December 2018	5,283	↑
Quarter ending March 2019	5,485	↑
<b>Variance since March 2018</b>	<b>14.4%</b>	<b>↑</b>



### ACTIVITY



Adjusted Scheduled Activity (UDA)		
Month	2018	2019
April	241	0
May	1,523	1,136
June	2,577	2,365
July	3,442	3,514
August	4,157	5,077
September	5,392	6,660
October	6,462	7,862
November	7,081	9,321
December	8,205	10,870
January	8,855	12,135
February	10,191	13,643
March	11,435	15,142
April	12,053	16,635
May	12,053	16,635
June	12,053	16,632

### QUALITY

	Quantity	Base Number	Contract	AT	Region	England
% of FP17s for the same patient ID Re-attending within 3 months - Children	110	1,543	7.1%	11.7%	12.3%	11.8%
% of FP17s for the same patient ID Re-attending within 3 months - Adults	912	6,688	13.6%	15.0%	15.9%	15.7%
% of FP17s for the same patient ID Re-attending between 3 & 9 months - Children	843	1,543	54.6%	55.0%	60.2%	58.9%
% of FP17s for the same patient ID Re-attending between 3 & 9 months - Adults	3,983	6,688	59.6%	50.5%	53.0%	50.8%
% of FP17s for Band 1 Urgent Courses	651	8,589	7.6%	8.9%	9.1%	9.1%
% of FP17s Relating to Free Repair or Replacements	106	8,589	1.2%	1.2%	1.0%	0.8%
% of FP17s Relating to Continuations	147	8,589	1.7%	1.3%	1.0%	0.9%
% of Patients satisfied with the dentistry they have received	15	18	83.3%	93.6%	93.2%	92.5%
% of Patients satisfied with the time they had to wait for an appointment	15	18	83.3%	87.6%	88.1%	87.0%

\* This is based on patients treated on this contract for their most recent course of treatment.

Figures in italics indicate the base number of FP17s or Patient Questionnaire responses are less than 100. N/A is shown where the base number of responses is less than 10 during the period. % is calculated as Quantity/Base number\*100

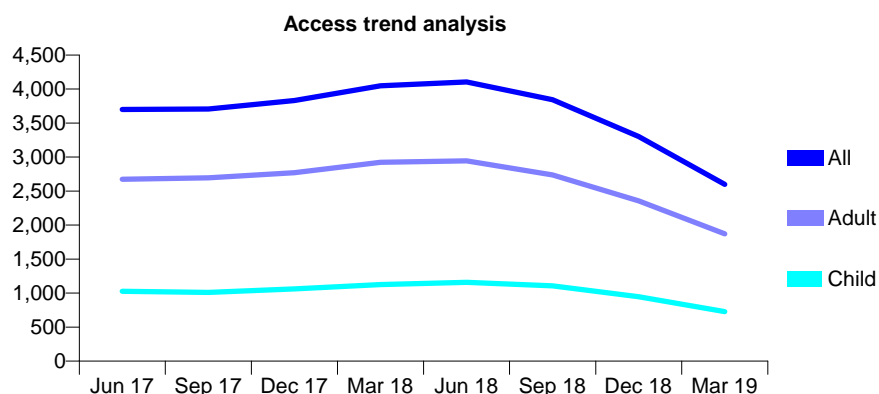
## Q45 - Vital Signs At a Glance Contract Report for 158836/0001 - Year end March 2019

Name or company name	Ladhar and Ladhar
Contract type name	GDS Contract
Purpose of contract	General
Contract start date	01/02/2014
Contract end date	31/03/2019

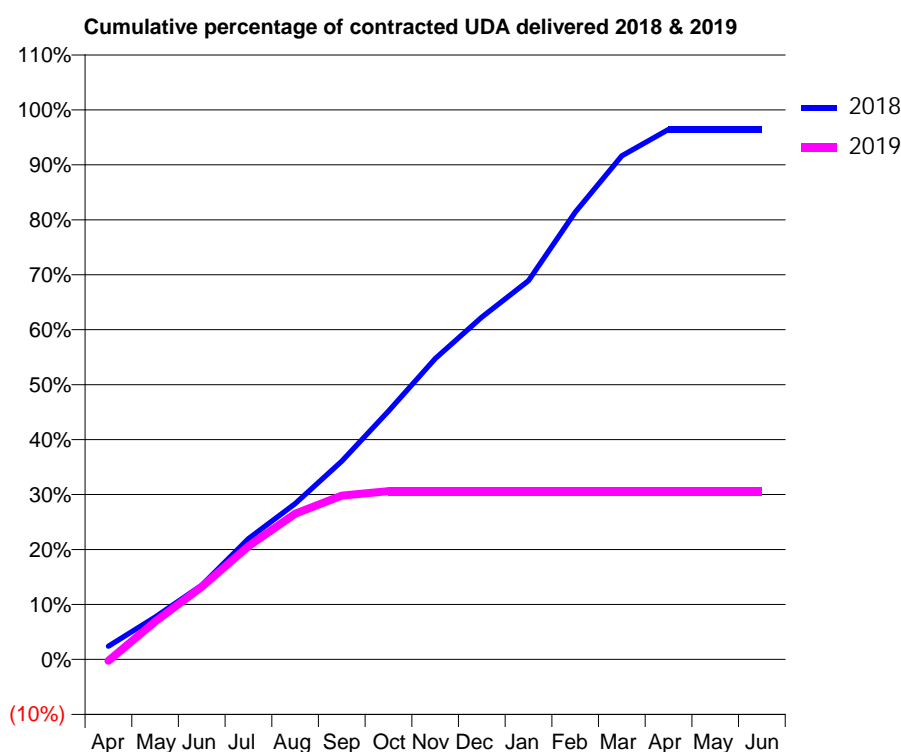
18/19 Contracted general activity (UDA)	12,000
Carry forward general activity (UDA)	428
18/19 Contracted orthodontic activity (UOA)	0
Carry forward orthodontic activity (UOA)	0
Baseline contract value	£291,176.17

### ACCESS\*

Patients seen in 24 months	Total	Change since previous quarter
Quarter ending March 2018	4,049	
Quarter ending June 2018	4,105	→
Quarter ending September 2018	3,845	↓
Quarter ending December 2018	3,302	↓
Quarter ending March 2019	2,599	↓
<b>Variance since March 2018</b>	<b>(35.8%)</b>	<b>↓</b>



### ACTIVITY



Adjusted Scheduled Activity (UDA)		
Month	2018	2019
April	289	-33
May	924	825
June	1,621	1,587
July	2,638	2,475
August	3,403	3,181
September	4,329	3,576
October	5,420	3,676
November	6,568	3,676
December	7,474	3,676
January	8,267	3,676
February	9,764	3,676
March	10,995	3,676
April	11,572	3,676
May	11,572	3,676
June	11,572	3,676

### QUALITY

	Quantity	Base Number	Contract	AT	Region	England
% of FP17s for the same patient ID Re-attending within 3 months - Children	43	502	8.6%	11.7%	12.3%	11.8%
% of FP17s for the same patient ID Re-attending within 3 months - Adults	131	1,189	11.0%	15.0%	15.9%	15.7%
% of FP17s for the same patient ID Re-attending between 3 & 9 months - Children	186	502	37.1%	55.0%	60.2%	58.9%
% of FP17s for the same patient ID Re-attending between 3 & 9 months - Adults	459	1,189	38.6%	50.5%	53.0%	50.8%
% of FP17s for Band 1 Urgent Courses	185	1,512	12.2%	8.9%	9.1%	9.1%
% of FP17s Relating to Free Repair or Replacements	6	1,512	0.4%	1.2%	1.0%	0.8%
% of FP17s Relating to Continuations	22	1,512	1.5%	1.3%	1.0%	0.9%
% of Patients satisfied with the dentistry they have received	0	0	N/A	93.6%	93.2%	92.5%
% of Patients satisfied with the time they had to wait for an appointment	0	0	N/A	87.6%	88.1%	87.0%

\* This is based on patients treated on this contract for their most recent course of treatment.

Figures in italics indicate the base number of FP17s or Patient Questionnaire responses are less than 100. N/A is shown where the base number of responses is less than 10 during the period. % is calculated as Quantity/Base number\*100



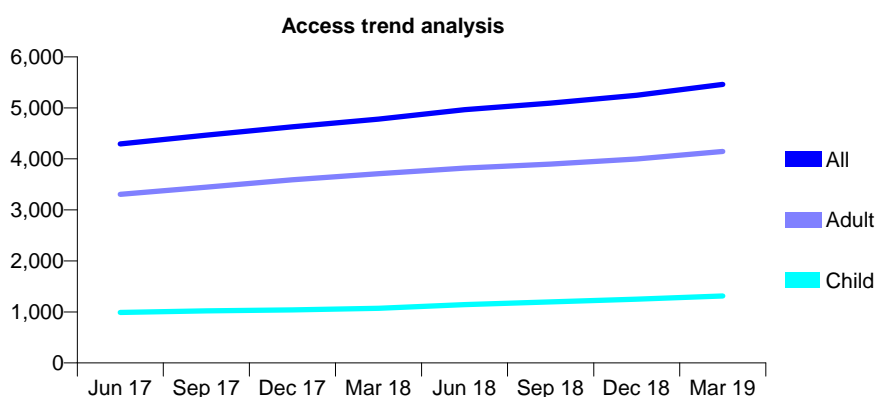
## Q45 - Vital Signs At a Glance Contract Report for 166685/0001 - Year end March 2019

Name or company name	Castle Dene Dental Surgery
Contract type name	GDS Contract
Purpose of contract	General
Contract start date	01/04/2009
Contract end date	

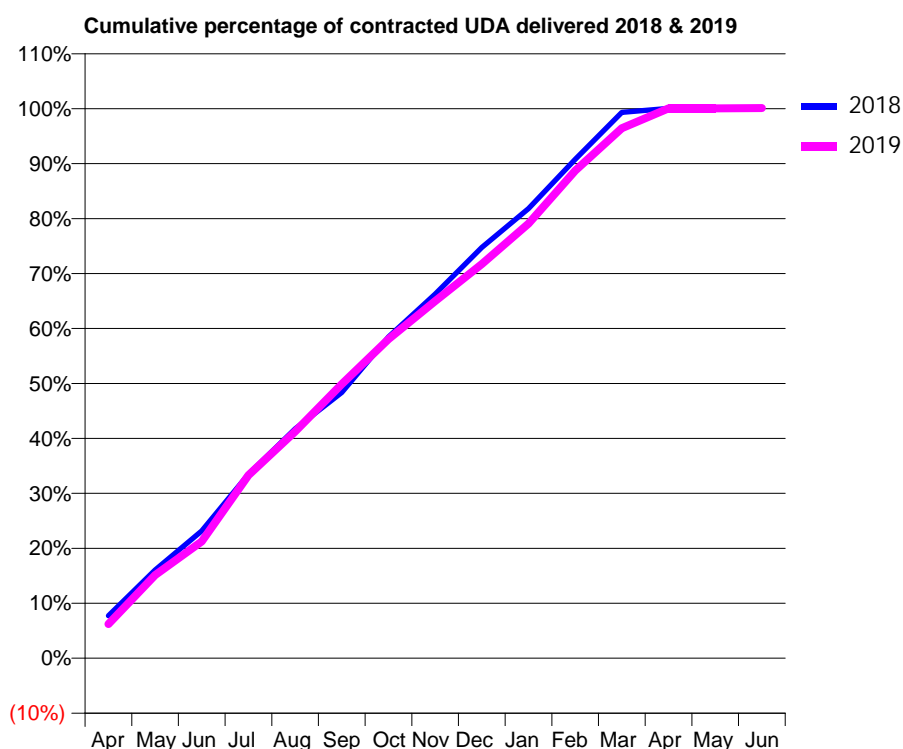
18/19 Contracted general activity (UDA)	15,150
Carry forward general activity (UDA)	-27
18/19 Contracted orthodontic activity (UOA)	0
Carry forward orthodontic activity (UOA)	0
Baseline contract value	£428,595.04

### ACCESS\*

Patients seen in 24 months	Total	Change since previous quarter
Quarter ending March 2018	4,781	
Quarter ending June 2018	4,965	↑
Quarter ending September 2018	5,094	↑
Quarter ending December 2018	5,249	↑
Quarter ending March 2019	5,461	↑
<b>Variance since March 2018</b>	<b>14.2%</b>	<b>↑</b>



### ACTIVITY



Adjusted Scheduled Activity (UDA)		
Month	2018	2019
April	1,112	942
May	2,312	2,294
June	3,336	3,219
July	4,821	5,045
August	6,011	6,250
September	6,961	7,558
October	8,419	8,796
November	9,540	9,848
December	10,761	10,867
January	11,780	11,981
February	13,076	13,443
March	14,301	14,612
April	14,407	15,156
May	14,426	15,156
June	14,427	15,168

### QUALITY

	Quantity	Base Number	Contract	AT	Region	England
% of FP17s for the same patient ID Re-attending within 3 months - Children	65	1,513	4.3%	11.7%	12.3%	11.8%
% of FP17s for the same patient ID Re-attending within 3 months - Adults	526	4,278	12.3%	15.0%	15.9%	15.7%
% of FP17s for the same patient ID Re-attending between 3 & 9 months - Children	535	1,513	35.4%	55.0%	60.2%	58.9%
% of FP17s for the same patient ID Re-attending between 3 & 9 months - Adults	1,290	4,278	30.2%	50.5%	53.0%	50.8%
% of FP17s for Band 1 Urgent Courses	745	5,941	12.5%	8.9%	9.1%	9.1%
% of FP17s Relating to Free Repair or Replacements	59	5,941	1.0%	1.2%	1.0%	0.8%
% of FP17s Relating to Continuations	47	5,941	0.8%	1.3%	1.0%	0.9%
% of Patients satisfied with the dentistry they have received	4	4	N/A	93.6%	93.2%	92.5%
% of Patients satisfied with the time they had to wait for an appointment	4	4	N/A	87.6%	88.1%	87.0%

\* This is based on patients treated on this contract for their most recent course of treatment.

Figures in italics indicate the base number of FP17s or Patient Questionnaire responses are less than 100. N/A is shown where the base number of responses is less than 10 during the period. % is calculated as Quantity/Base number\*100

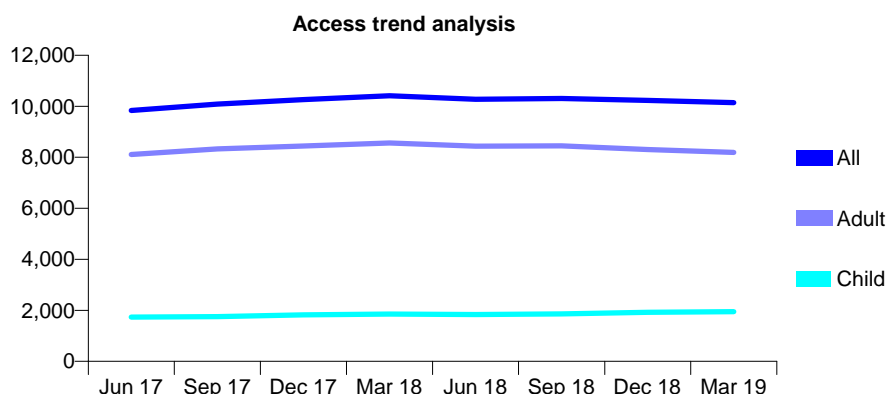
## Q45 - Vital Signs At a Glance Contract Report for 170526/0001 - Year end March 2019

Name or company name	Framwellgate Dental Surgery Limited
Contract type name	GDS Contract
Purpose of contract	General
Contract start date	01/04/2012
Contract end date	

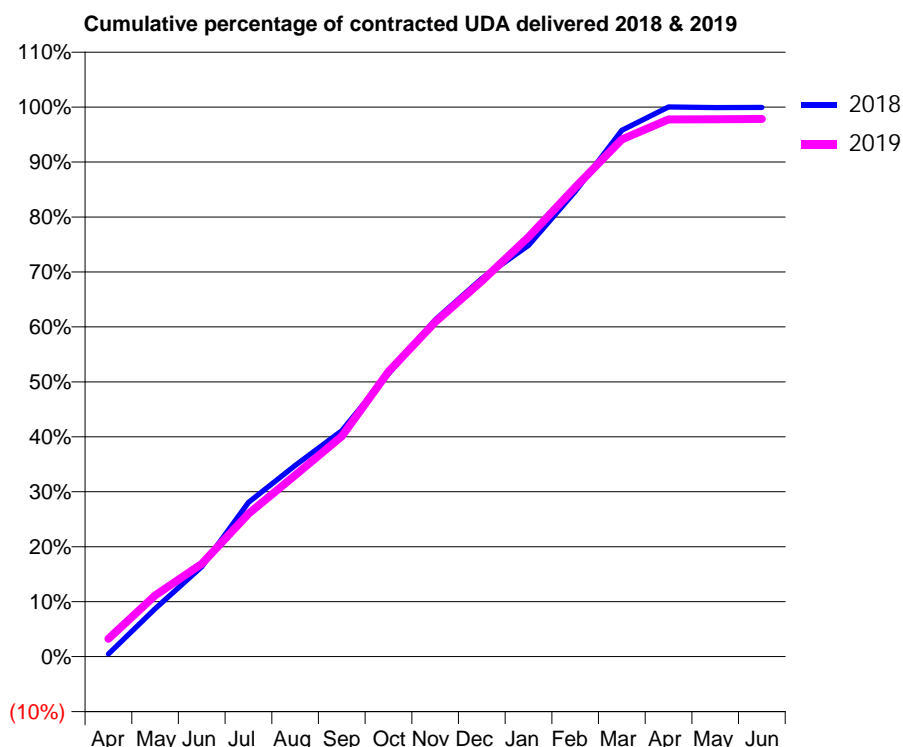
18/19 Contracted general activity (UDA)	21,656
Carry forward general activity (UDA)	10
18/19 Contracted orthodontic activity (UOA)	0
Carry forward orthodontic activity (UOA)	0
Baseline contract value	£547,807.14

### ACCESS\*

Patients seen in 24 months	Total	Change since previous quarter
Quarter ending March 2018	10,415	
Quarter ending June 2018	10,275	↓
Quarter ending September 2018	10,309	→
Quarter ending December 2018	10,230	→
Quarter ending March 2019	10,140	→
<b>Variance since March 2018</b>	<b>(2.6%)</b>	<b>↓</b>



### ACTIVITY



Adjusted Scheduled Activity (UDA)		
Month	2018	2019
April	106	709
May	1,888	2,414
June	3,544	3,655
July	6,078	5,632
August	7,533	7,150
September	8,897	8,677
October	11,149	11,226
November	13,273	13,181
December	14,900	14,798
January	16,202	16,531
February	18,326	18,494
March	20,739	20,377
April	21,659	21,167
May	21,635	21,176
June	21,646	21,185

### QUALITY

	Quantity	Base Number	Contract	AT	Region	England
% of FP17s for the same patient ID Re-attending within 3 months - Children	279	2,945	9.5%	11.7%	12.3%	11.8%
% of FP17s for the same patient ID Re-attending within 3 months - Adults	1,397	9,241	15.1%	15.0%	15.9%	15.7%
% of FP17s for the same patient ID Re-attending between 3 & 9 months - Children	1,651	2,945	56.1%	55.0%	60.2%	58.9%
% of FP17s for the same patient ID Re-attending between 3 & 9 months - Adults	3,626	9,241	39.2%	50.5%	53.0%	50.8%
% of FP17s for Band 1 Urgent Courses	1,330	10,839	12.3%	8.9%	9.1%	9.1%
% of FP17s Relating to Free Repair or Replacements	69	10,839	0.6%	1.2%	1.0%	0.8%
% of FP17s Relating to Continuations	107	10,839	1.0%	1.3%	1.0%	0.9%
% of Patients satisfied with the dentistry they have received	17	18	94.4%	93.6%	93.2%	92.5%
% of Patients satisfied with the time they had to wait for an appointment	16	18	88.9%	87.6%	88.1%	87.0%

\* This is based on patients treated on this contract for their most recent course of treatment.  
 Figures in *italics* indicate the base number of FP17s or Patient Questionnaire responses are less than 100. N/A is shown where the base number of responses is less than 10 during the period. % is calculated as Quantity/Base number\*100

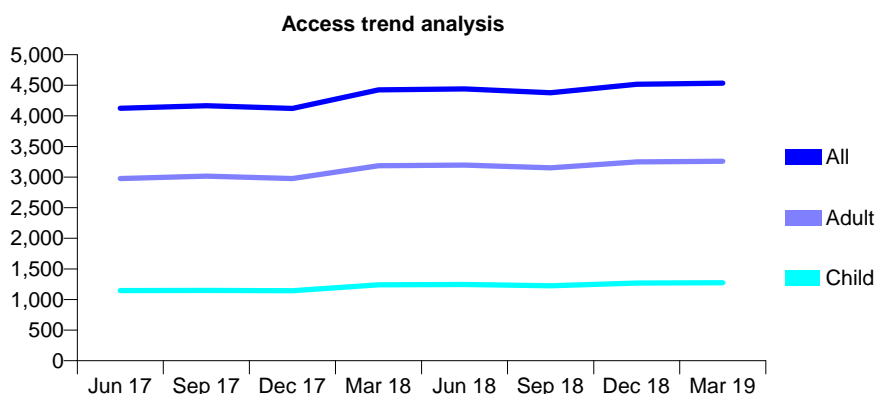
## Q45 - Vital Signs At a Glance Contract Report for 171565/0001 - Year end March 2019

Name or company name	Hardwick Dental Practice
Contract type name	GDS Contract
Purpose of contract	General and Orthodontic
Contract start date	01/05/2014
Contract end date	

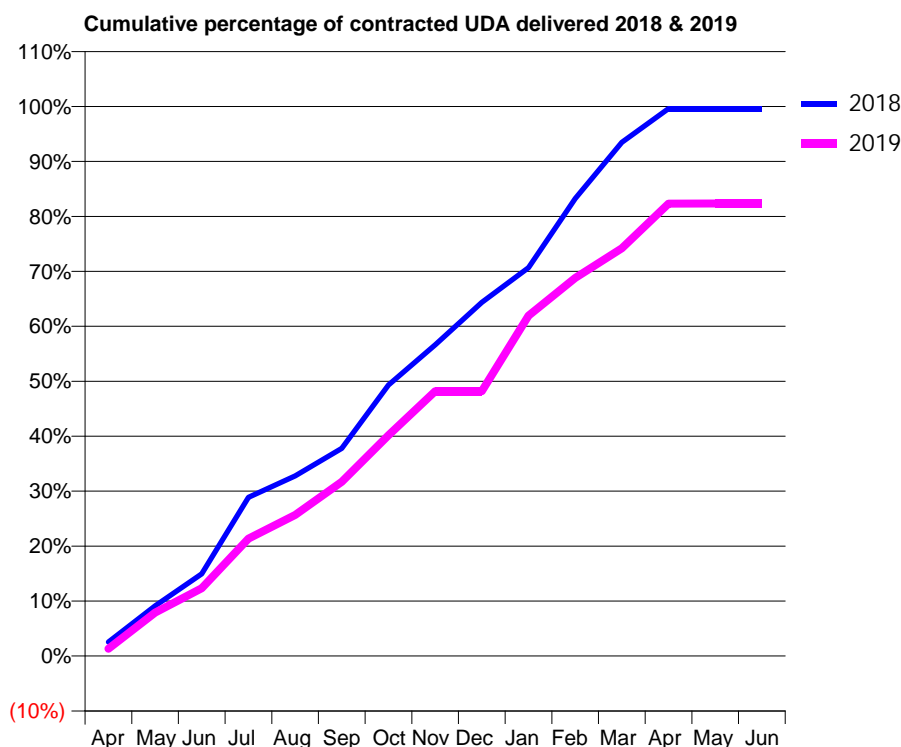
18/19 Contracted general activity (UDA)	14,766
Carry forward general activity (UDA)	55
18/19 Contracted orthodontic activity (UOA)	0
Carry forward orthodontic activity (UOA)	0
Baseline contract value	£392,719.45

### ACCESS\*

Patients seen in 24 months	Total	Change since previous quarter
Quarter ending March 2018	4,427	
Quarter ending June 2018	4,441	→
Quarter ending September 2018	4,377	↓
Quarter ending December 2018	4,516	↑
Quarter ending March 2019	4,535	→
<b>Variance since March 2018</b>	<b>2.4%</b>	<b>↑</b>



### ACTIVITY



Adjusted Scheduled Activity (UDA)		
Month	2018	2019
April	351	196
May	1,258	1,170
June	2,061	1,821
July	3,976	3,154
August	4,512	3,788
September	5,203	4,681
October	6,790	5,932
November	7,797	7,113
December	8,856	7,113
January	9,727	9,147
February	11,460	10,160
March	12,866	10,956
April	13,711	12,156
May	13,711	12,160
June	13,711	12,160

### QUALITY

	Quantity	Base Number	Contract	AT	Region	England
% of FP17s for the same patient ID Re-attending within 3 months - Children	86	1,344	6.4%	11.7%	12.3%	11.8%
% of FP17s for the same patient ID Re-attending within 3 months - Adults	600	3,599	16.7%	15.0%	15.9%	15.7%
% of FP17s for the same patient ID Re-attending between 3 & 9 months - Children	549	1,344	40.8%	55.0%	60.2%	58.9%
% of FP17s for the same patient ID Re-attending between 3 & 9 months - Adults	1,409	3,599	39.1%	50.5%	53.0%	50.8%
% of FP17s for Band 1 Urgent Courses	634	5,073	12.5%	8.9%	9.1%	9.1%
% of FP17s Relating to Free Repair or Replacements	58	5,073	1.1%	1.2%	1.0%	0.8%
% of FP17s Relating to Continuations	67	5,073	1.3%	1.3%	1.0%	0.9%
% of Patients satisfied with the dentistry they have received	2	2	N/A	93.6%	93.2%	92.5%
% of Patients satisfied with the time they had to wait for an appointment	1	2	N/A	87.6%	88.1%	87.0%

\* This is based on patients treated on this contract for their most recent course of treatment.

Figures in italics indicate the base number of FP17s or Patient Questionnaire responses are less than 100. N/A is shown where the base number of responses is less than 10 during the period. % is calculated as Quantity/Base number\*100

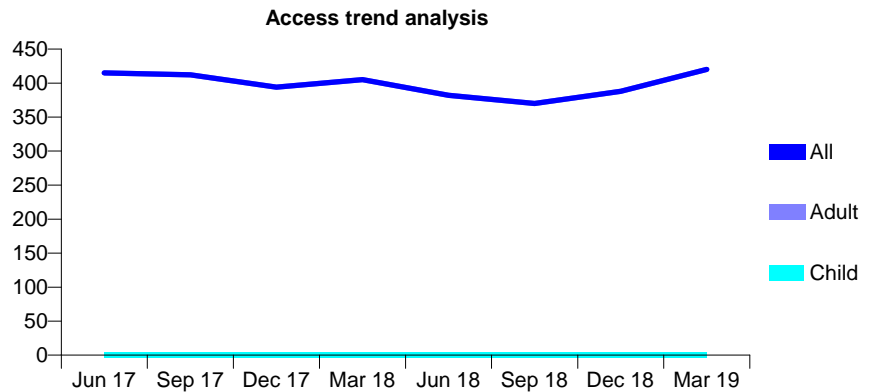
## Q45 - Vital Signs At a Glance Contract Report for 171565/0002 - Year end March 2019

Name or company name	Hardwick Dental Practice
Contract type name	PDS Contract
Purpose of contract	General
Contract start date	01/05/2014
Contract end date	31/03/2020

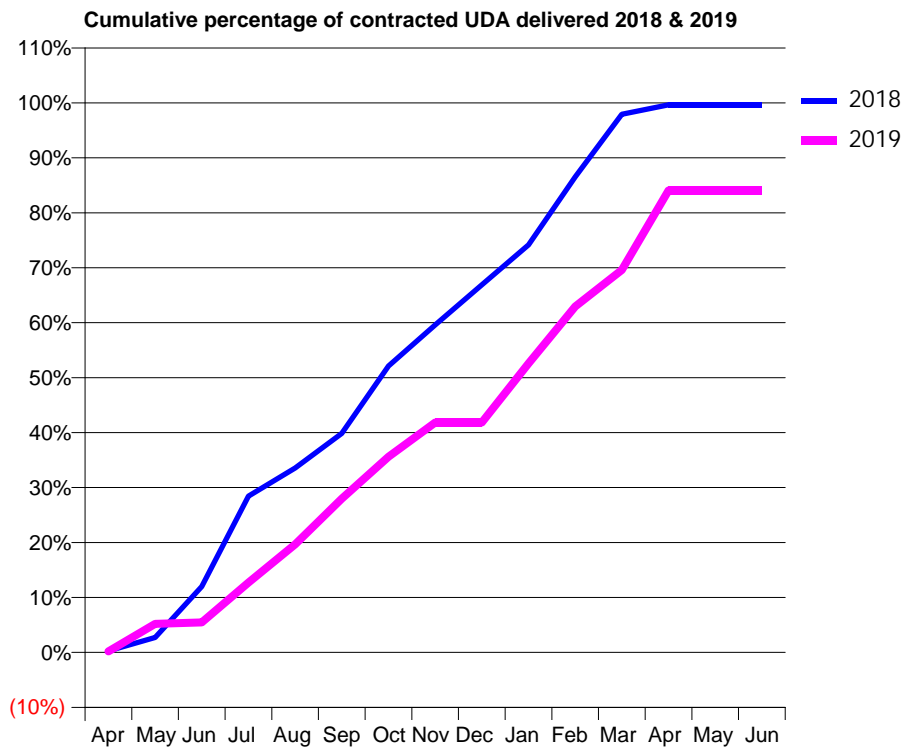
18/19 Contracted general activity (UDA)	1,464
Carry forward general activity (UDA)	0
18/19 Contracted orthodontic activity (UOA)	0
Carry forward orthodontic activity (UOA)	0
Baseline contract value	£46,936.09

### ACCESS\*

Patients seen in 24 months	Total	Change since previous quarter
Quarter ending March 2018	405	
Quarter ending June 2018	382	↓
Quarter ending September 2018	370	↓
Quarter ending December 2018	388	↑
Quarter ending March 2019	420	↑
<b>Variance since March 2018</b>	<b>3.7%</b>	<b>↑</b>



### ACTIVITY



Adjusted Scheduled Activity (UDA)		
Month	2018	2019
April	4	3
May	40	76
June	175	80
July	416	186
August	491	288
September	583	410
October	763	521
November	873	612
December	979	612
January	1,086	770
February	1,267	922
March	1,434	1,019
April	1,459	1,231
May	1,459	1,231
June	1,459	1,231

### QUALITY

	Quantity	Base Number	Contract	AT	Region	England
% of FP17s for the same patient ID Re-attending within 3 months - Children	0	0	N/A	11.7%	12.3%	11.8%
% of FP17s for the same patient ID Re-attending within 3 months - Adults	31	330	9.4%	15.0%	15.9%	15.7%
% of FP17s for the same patient ID Re-attending between 3 & 9 months - Children	0	0	N/A	55.0%	60.2%	58.9%
% of FP17s for the same patient ID Re-attending between 3 & 9 months - Adults	56	330	17.0%	50.5%	53.0%	50.8%
% of FP17s for Band 1 Urgent Courses	51	368	13.9%	8.9%	9.1%	9.1%
% of FP17s Relating to Free Repair or Replacements	1	368	0.3%	1.2%	1.0%	0.8%
% of FP17s Relating to Continuations	1	368	0.3%	1.3%	1.0%	0.9%
% of Patients satisfied with the dentistry they have received	0	0	N/A	93.6%	93.2%	92.5%
% of Patients satisfied with the time they had to wait for an appointment	0	0	N/A	87.6%	88.1%	87.0%

\* This is based on patients treated on this contract for their most recent course of treatment. Figures in italics indicate the base number of FP17s or Patient Questionnaire responses are less than 100. N/A is shown where the base number of responses is less than 10 during the period. % is calculated as Quantity/Base number\*100

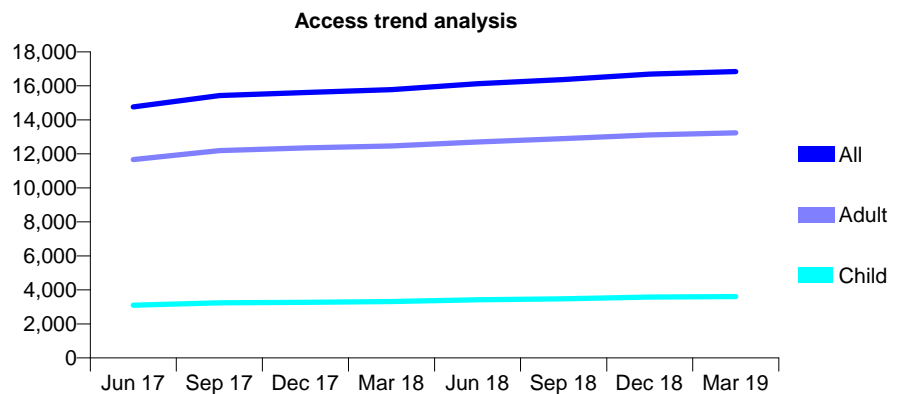
## Q45 - Vital Signs At a Glance Contract Report for 172596/0001 - Year end March 2019

Name or company name	Front Street Dental Practice Partnership
Contract type name	GDS Contract
Purpose of contract	General
Contract start date	01/11/2015
Contract end date	

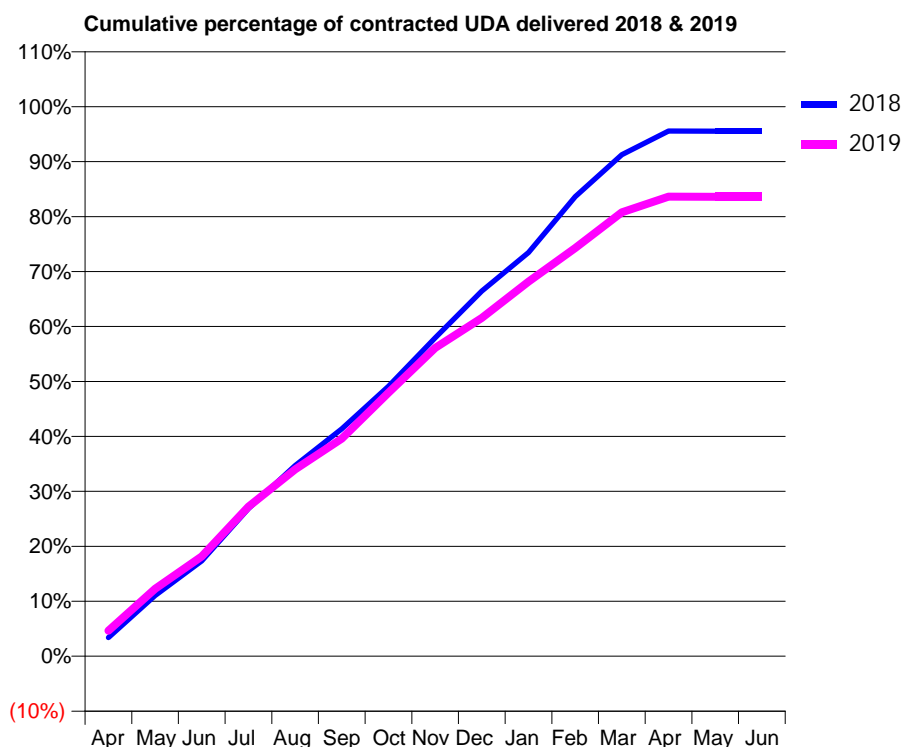
18/19 Contracted general activity (UDA)	50,056
Carry forward general activity (UDA)	0
18/19 Contracted orthodontic activity (UOA)	0
Carry forward orthodontic activity (UOA)	0
Baseline contract value	£1,585,731.95

### ACCESS\*

Patients seen in 24 months	Total	Change since previous quarter
Quarter ending March 2018	15,775	
Quarter ending June 2018	16,128	↑
Quarter ending September 2018	16,375	→
Quarter ending December 2018	16,697	→
Quarter ending March 2019	16,847	→
<b>Variance since March 2018</b>	<b>6.8%</b>	<b>↑</b>



### ACTIVITY



Adjusted Scheduled Activity (UDA)		
Month	2018	2019
April	1,475	2,321
May	4,803	6,145
June	7,539	9,094
July	11,678	13,624
August	15,088	17,021
September	17,980	19,822
October	21,349	24,001
November	25,176	28,074
December	28,868	30,812
January	31,930	34,116
February	36,333	37,178
March	39,652	40,436
April	41,526	41,863
May	41,511	41,839
June	41,508	41,837

### QUALITY

	Quantity	Base Number	Contract	AT	Region	England
% of FP17s for the same patient ID Re-attending within 3 months - Children	226	4,908	4.6%	11.7%	12.3%	11.8%
% of FP17s for the same patient ID Re-attending within 3 months - Adults	2,053	16,960	12.1%	15.0%	15.9%	15.7%
% of FP17s for the same patient ID Re-attending between 3 & 9 months - Children	2,686	4,908	54.7%	55.0%	60.2%	58.9%
% of FP17s for the same patient ID Re-attending between 3 & 9 months - Adults	7,732	16,960	45.6%	50.5%	53.0%	50.8%
% of FP17s for Band 1 Urgent Courses	2,154	20,294	10.6%	8.9%	9.1%	9.1%
% of FP17s Relating to Free Repair or Replacements	254	20,294	1.3%	1.2%	1.0%	0.8%
% of FP17s Relating to Continuations	231	20,294	1.1%	1.3%	1.0%	0.9%
% of Patients satisfied with the dentistry they have received	12	13	92.3%	93.6%	93.2%	92.5%
% of Patients satisfied with the time they had to wait for an appointment	12	13	92.3%	87.6%	88.1%	87.0%

\* This is based on patients treated on this contract for their most recent course of treatment. Figures in italics indicate the base number of FP17s or Patient Questionnaire responses are less than 100. N/A is shown where the base number of responses is less than 10 during the period. % is calculated as Quantity/Base number\*100

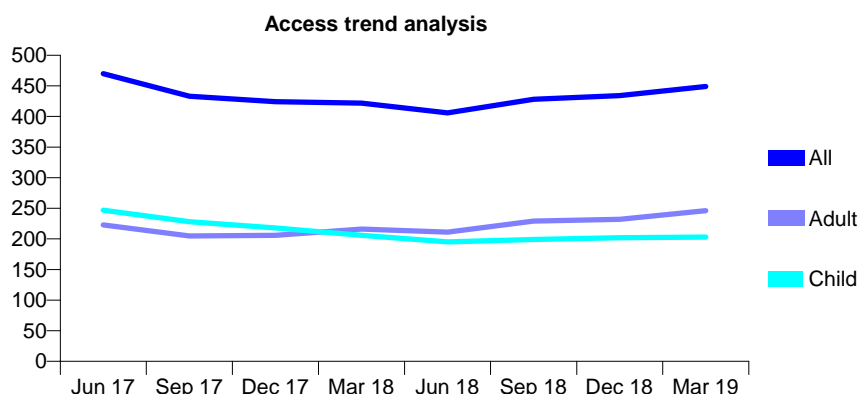
## Q45 - Vital Signs At a Glance Contract Report for 174858/0001 - Year end March 2019

Name or company name	Yarm Road Dental Practice
Contract type name	GDS Contract
Purpose of contract	General
Contract start date	01/01/2015
Contract end date	

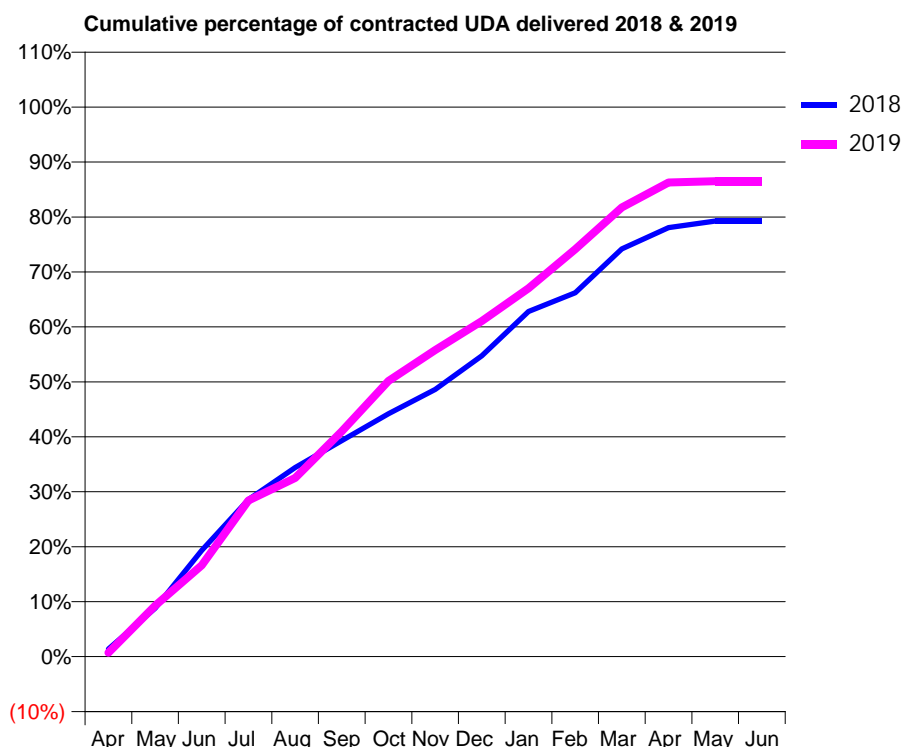
18/19 Contracted general activity (UDA)	1,300
Carry forward general activity (UDA)	0
18/19 Contracted orthodontic activity (UOA)	0
Carry forward orthodontic activity (UOA)	0
Baseline contract value	£23,964.11

### ACCESS\*

Patients seen in 24 months	Total	Change since previous quarter
Quarter ending March 2018	422	
Quarter ending June 2018	406	↓
Quarter ending September 2018	428	↑
Quarter ending December 2018	434	→
Quarter ending March 2019	449	↑
<b>Variance since March 2018</b>	<b>6.4%</b>	<b>↑</b>



### ACTIVITY



Adjusted Scheduled Activity (UDA)		
Month	2018	2019
April	18	9
May	115	121
June	251	216
July	372	369
August	447	423
September	511	533
October	575	652
November	632	725
December	712	794
January	816	871
February	861	964
March	964	1,062
April	1,015	1,122
May	1,031	1,125
June	1,031	1,125

### QUALITY

	Quantity	Base Number	Contract	AT	Region	England
% of FP17s for the same patient ID Re-attending within 3 months - Children	22	331	6.6%	11.7%	12.3%	11.8%
% of FP17s for the same patient ID Re-attending within 3 months - Adults	47	302	15.6%	15.0%	15.9%	15.7%
% of FP17s for the same patient ID Re-attending between 3 & 9 months - Children	225	331	68.0%	55.0%	60.2%	58.9%
% of FP17s for the same patient ID Re-attending between 3 & 9 months - Adults	150	302	49.7%	50.5%	53.0%	50.8%
% of FP17s for Band 1 Urgent Courses	60	641	9.4%	8.9%	9.1%	9.1%
% of FP17s Relating to Free Repair or Replacements	0	641	0.0%	1.2%	1.0%	0.8%
% of FP17s Relating to Continuations	1	641	0.2%	1.3%	1.0%	0.9%
% of Patients satisfied with the dentistry they have received	0	0	N/A	93.6%	93.2%	92.5%
% of Patients satisfied with the time they had to wait for an appointment	0	0	N/A	87.6%	88.1%	87.0%

\* This is based on patients treated on this contract for their most recent course of treatment.  
 Figures in *italics* indicate the base number of FP17s or Patient Questionnaire responses are less than 100. N/A is shown where the base number of responses is less than 10 during the period. % is calculated as Quantity/Base number\*100

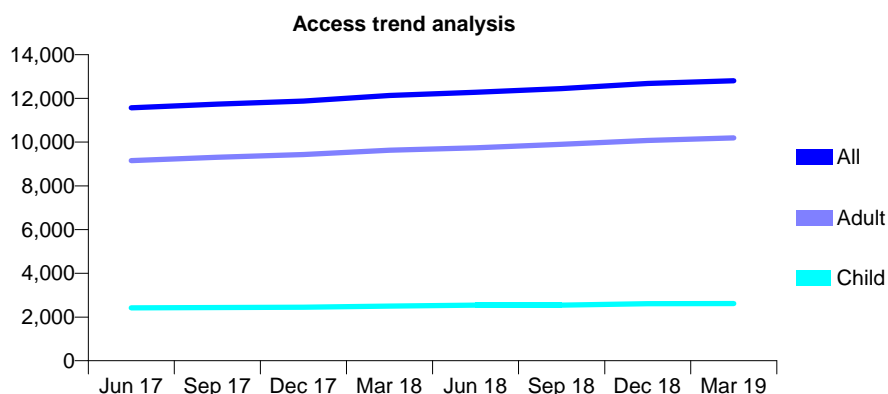
## Q45 - Vital Signs At a Glance Contract Report for 176486/0001 - Year end March 2019

Name or company name	Ridgway Dental Ltd.
Contract type name	GDS Contract
Purpose of contract	General
Contract start date	01/04/2009
Contract end date	

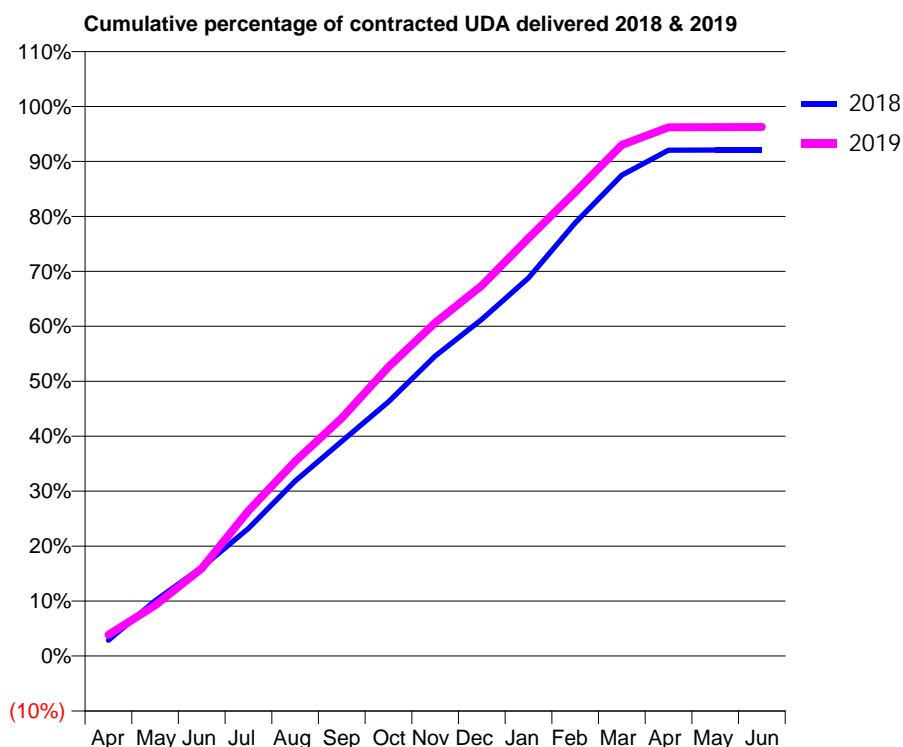
18/19 Contracted general activity (UDA)	35,659
Carry forward general activity (UDA)	0
18/19 Contracted orthodontic activity (UOA)	0
Carry forward orthodontic activity (UOA)	0
Baseline contract value	£933,200.57

### ACCESS\*

Patients seen in 24 months	Total	Change since previous quarter
Quarter ending March 2018	12,129	
Quarter ending June 2018	12,278	→
Quarter ending September 2018	12,448	→
Quarter ending December 2018	12,682	→
Quarter ending March 2019	12,808	→
<b>Variance since March 2018</b>	<b>5.6%</b>	<b>↑</b>



### ACTIVITY



Adjusted Scheduled Activity (UDA)		
Month	2018	2019
April	1,025	1,377
May	3,588	3,291
June	5,749	5,689
July	8,283	9,429
August	11,356	12,638
September	13,929	15,436
October	16,495	18,759
November	19,466	21,629
December	21,849	24,038
January	24,539	27,123
February	28,101	30,097
March	31,202	33,165
April	32,814	34,309
May	32,834	34,317
June	32,830	34,325

### QUALITY

	Quantity	Base Number	Contract	AT	Region	England
% of FP17s for the same patient ID Re-attending within 3 months - Children	192	3,365	5.7%	11.7%	12.3%	11.8%
% of FP17s for the same patient ID Re-attending within 3 months - Adults	1,737	13,708	12.7%	15.0%	15.9%	15.7%
% of FP17s for the same patient ID Re-attending between 3 & 9 months - Children	1,511	3,365	44.9%	55.0%	60.2%	58.9%
% of FP17s for the same patient ID Re-attending between 3 & 9 months - Adults	6,876	13,708	50.2%	50.5%	53.0%	50.8%
% of FP17s for Band 1 Urgent Courses	994	16,948	5.9%	8.9%	9.1%	9.1%
% of FP17s Relating to Free Repair or Replacements	180	16,948	1.1%	1.2%	1.0%	0.8%
% of FP17s Relating to Continuations	353	16,948	2.1%	1.3%	1.0%	0.9%
% of Patients satisfied with the dentistry they have received	13	13	100.0%	93.6%	93.2%	92.5%
% of Patients satisfied with the time they had to wait for an appointment	13	13	100.0%	87.6%	88.1%	87.0%

\* This is based on patients treated on this contract for their most recent course of treatment.

Figures in italics indicate the base number of FP17s or Patient Questionnaire responses are less than 100. N/A is shown where the base number of responses is less than 10 during the period. % is calculated as Quantity/Base number\*100



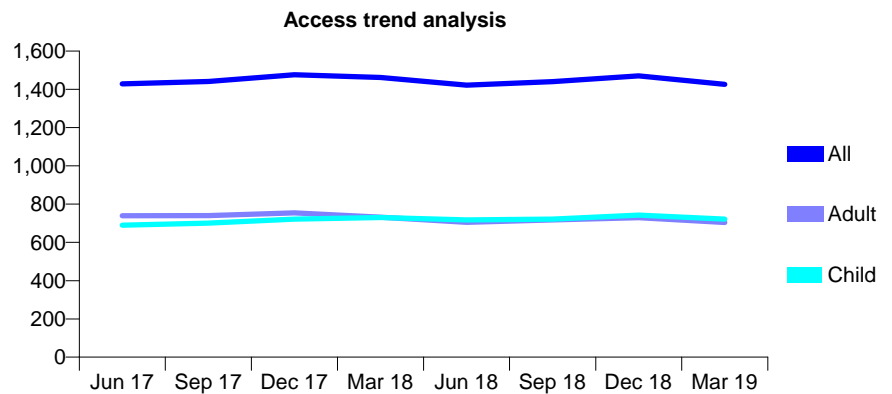
## Q45 - Vital Signs At a Glance Contract Report for 176737/0001 - Year end March 2019

Name or company name	Springs Dental Practice
Contract type name	GDS Contract
Purpose of contract	General
Contract start date	17/10/2013
Contract end date	

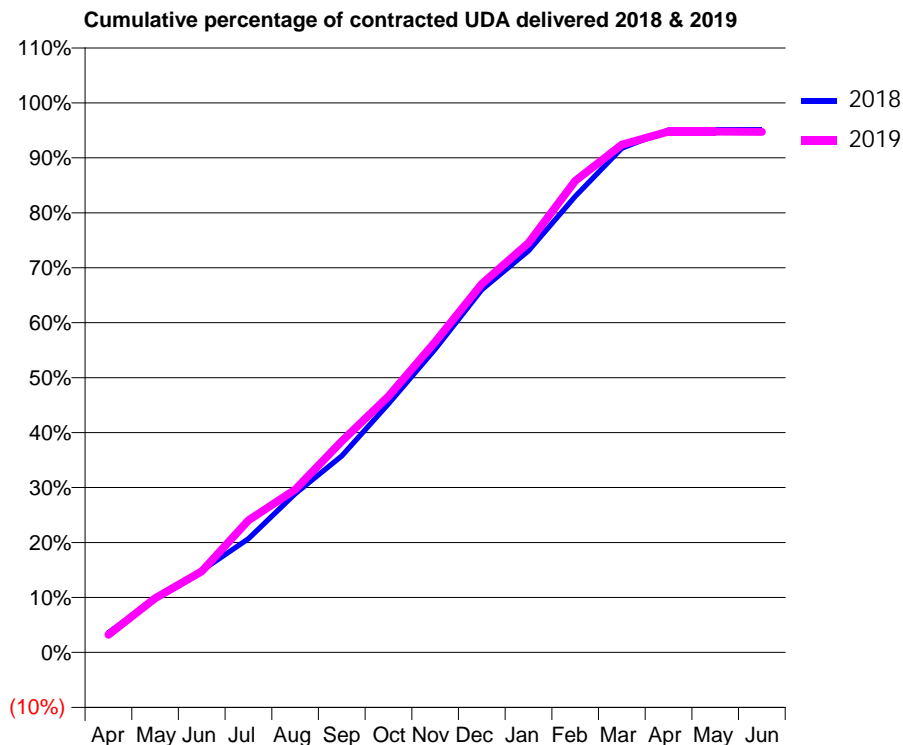
18/19 Contracted general activity (UDA)	5,000
Carry forward general activity (UDA)	-65
18/19 Contracted orthodontic activity (UOA)	0
Carry forward orthodontic activity (UOA)	0
Baseline contract value	£108,766.37

### ACCESS\*

Patients seen in 24 months	Total	Change since previous quarter
Quarter ending March 2018	1,462	
Quarter ending June 2018	1,422	↓
Quarter ending September 2018	1,440	→
Quarter ending December 2018	1,471	↑
Quarter ending March 2019	1,426	↓
<b>Variance since March 2018</b>	<b>(2.5%)</b>	<b>↓</b>



### ACTIVITY



Adjusted Scheduled Activity (UDA)		
Month	2018	2019
April	180	160
May	488	493
June	745	737
July	1,034	1,202
August	1,443	1,482
September	1,788	1,921
October	2,262	2,331
November	2,760	2,825
December	3,300	3,353
January	3,653	3,726
February	4,149	4,290
March	4,587	4,620
April	4,753	4,738
May	4,753	4,738
June	4,753	4,736

### QUALITY

	Quantity	Base Number	Contract	AT	Region	England
% of FP17s for the same patient ID Re-attending within 3 months - Children	95	1,037	9.2%	11.7%	12.3%	11.8%
% of FP17s for the same patient ID Re-attending within 3 months - Adults	159	796	20.0%	15.0%	15.9%	15.7%
% of FP17s for the same patient ID Re-attending between 3 & 9 months - Children	562	1,037	54.2%	55.0%	60.2%	58.9%
% of FP17s for the same patient ID Re-attending between 3 & 9 months - Adults	312	796	39.2%	50.5%	53.0%	50.8%
% of FP17s for Band 1 Urgent Courses	172	1,814	9.5%	8.9%	9.1%	9.1%
% of FP17s Relating to Free Repair or Replacements	0	1,814	0.0%	1.2%	1.0%	0.8%
% of FP17s Relating to Continuations	2	1,814	0.1%	1.3%	1.0%	0.9%
% of Patients satisfied with the dentistry they have received	0	1	N/A	93.6%	93.2%	92.5%
% of Patients satisfied with the time they had to wait for an appointment	0	1	N/A	87.6%	88.1%	87.0%

\* This is based on patients treated on this contract for their most recent course of treatment.

Figures in italics indicate the base number of FP17s or Patient Questionnaire responses are less than 100. N/A is shown where the base number of responses is less than 10 during the period. % is calculated as Quantity/Base number\*100

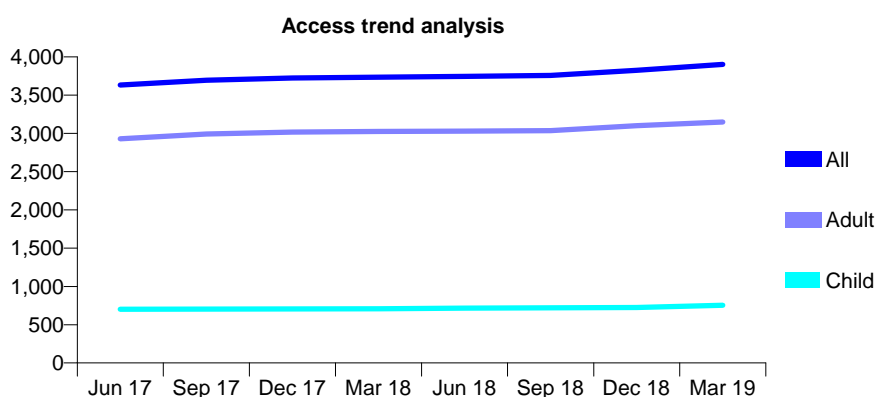
## Q45 - Vital Signs At a Glance Contract Report for 177229/0001 - Year end March 2019

Name or company name	Bishop Auckland Partnership
Contract type name	GDS Contract
Purpose of contract	General
Contract start date	01/07/2013
Contract end date	

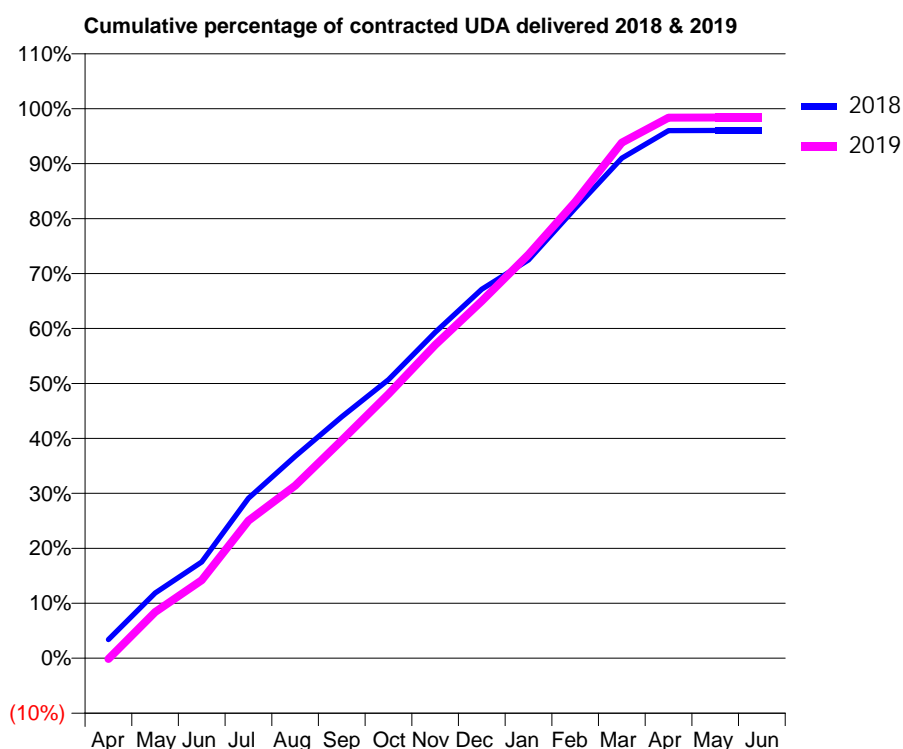
18/19 Contracted general activity (UDA)	13,273
Carry forward general activity (UDA)	527
18/19 Contracted orthodontic activity (UOA)	0
Carry forward orthodontic activity (UOA)	0
Baseline contract value	£310,577.72

### ACCESS\*

Patients seen in 24 months	Total	Change since previous quarter
Quarter ending March 2018	3,734	
Quarter ending June 2018	3,745	→
Quarter ending September 2018	3,756	→
Quarter ending December 2018	3,825	→
Quarter ending March 2019	3,902	↑
<b>Variance since March 2018</b>	<b>4.5%</b>	<b>↑</b>



### ACTIVITY



Adjusted Scheduled Activity (UDA)		
Month	2018	2019
April	449	-19
May	1,576	1,115
June	2,328	1,885
July	3,865	3,324
August	4,875	4,171
September	5,831	5,261
October	6,726	6,378
November	7,874	7,568
December	8,911	8,626
January	9,619	9,751
February	10,867	11,023
March	12,077	12,451
April	12,742	13,057
May	12,747	13,058
June	12,746	13,058

### QUALITY

	Quantity	Base Number	Contract	AT	Region	England
% of FP17s for the same patient ID Re-attending within 3 months - Children	110	1,201	9.2%	11.7%	12.3%	11.8%
% of FP17s for the same patient ID Re-attending within 3 months - Adults	982	4,991	19.7%	15.0%	15.9%	15.7%
% of FP17s for the same patient ID Re-attending between 3 & 9 months - Children	708	1,201	59.0%	55.0%	60.2%	58.9%
% of FP17s for the same patient ID Re-attending between 3 & 9 months - Adults	2,612	4,991	52.3%	50.5%	53.0%	50.8%
% of FP17s for Band 1 Urgent Courses	750	6,028	12.4%	8.9%	9.1%	9.1%
% of FP17s Relating to Free Repair or Replacements	78	6,028	1.3%	1.2%	1.0%	0.8%
% of FP17s Relating to Continuations	94	6,028	1.6%	1.3%	1.0%	0.9%
% of Patients satisfied with the dentistry they have received	1	1	N/A	93.6%	93.2%	92.5%
% of Patients satisfied with the time they had to wait for an appointment	1	1	N/A	87.6%	88.1%	87.0%

\* This is based on patients treated on this contract for their most recent course of treatment.

Figures in italics indicate the base number of FP17s or Patient Questionnaire responses are less than 100. N/A is shown where the base number of responses is less than 10 during the period. % is calculated as Quantity/Base number\*100

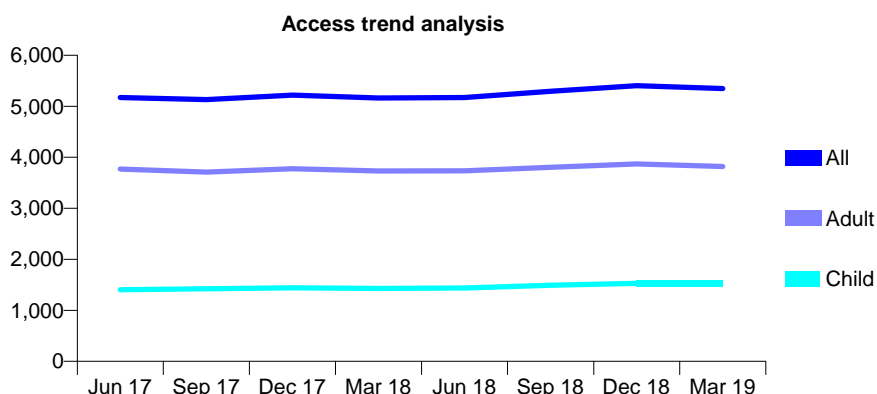
## Q45 - Vital Signs At a Glance Contract Report for 177334/0001 - Year end March 2019

Name or company name	Ingleby Meadow Dental Practice Partnershi
Contract type name	GDS Contract
Purpose of contract	General
Contract start date	04/03/2015
Contract end date	

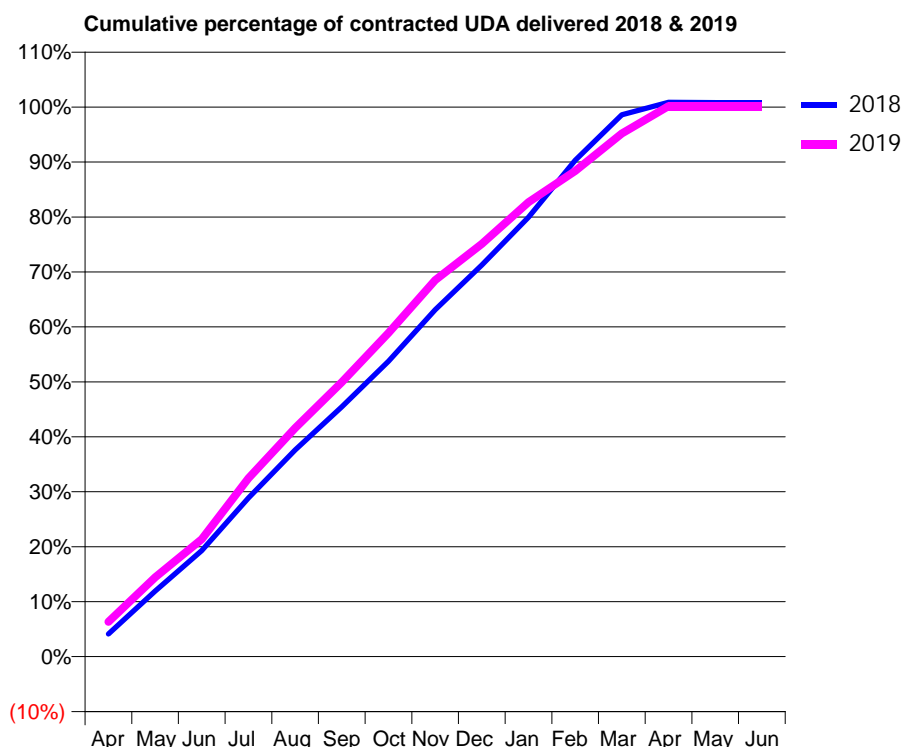
18/19 Contracted general activity (UDA)	15,808
Carry forward general activity (UDA)	-122
18/19 Contracted orthodontic activity (UOA)	0
Carry forward orthodontic activity (UOA)	0
Baseline contract value	£419,370.54

### ACCESS\*

Patients seen in 24 months	Total	Change since previous quarter
Quarter ending March 2018	5,163	
Quarter ending June 2018	5,173	→
Quarter ending September 2018	5,295	↑
Quarter ending December 2018	5,403	↑
Quarter ending March 2019	5,347	↓
<b>Variance since March 2018</b>	<b>3.6%</b>	<b>↑</b>



### ACTIVITY



Adjusted Scheduled Activity (UDA)		
Month	2018	2019
April	613	1,004
May	1,767	2,280
June	2,858	3,379
July	4,275	5,130
August	5,571	6,579
September	6,730	7,893
October	7,956	9,312
November	9,350	10,832
December	10,553	11,872
January	11,838	13,071
February	13,372	13,969
March	14,598	15,046
April	14,936	15,832
May	14,930	15,832
June	14,930	15,832

### QUALITY

	Quantity	Base Number	Contract	AT	Region	England
% of FP17s for the same patient ID Re-attending within 3 months - Children	127	2,330	5.5%	11.7%	12.3%	11.8%
% of FP17s for the same patient ID Re-attending within 3 months - Adults	713	5,366	13.3%	15.0%	15.9%	15.7%
% of FP17s for the same patient ID Re-attending between 3 & 9 months - Children	1,452	2,330	62.3%	55.0%	60.2%	58.9%
% of FP17s for the same patient ID Re-attending between 3 & 9 months - Adults	2,800	5,366	52.2%	50.5%	53.0%	50.8%
% of FP17s for Band 1 Urgent Courses	609	7,797	7.8%	8.9%	9.1%	9.1%
% of FP17s Relating to Free Repair or Replacements	99	7,797	1.3%	1.2%	1.0%	0.8%
% of FP17s Relating to Continuations	93	7,797	1.2%	1.3%	1.0%	0.9%
% of Patients satisfied with the dentistry they have received	5	5	N/A	93.6%	93.2%	92.5%
% of Patients satisfied with the time they had to wait for an appointment	5	5	N/A	87.6%	88.1%	87.0%

\* This is based on patients treated on this contract for their most recent course of treatment.  
 Figures in *italics* indicate the base number of FP17s or Patient Questionnaire responses are less than 100. N/A is shown where the base number of responses is less than 10 during the period. % is calculated as Quantity/Base number\*100

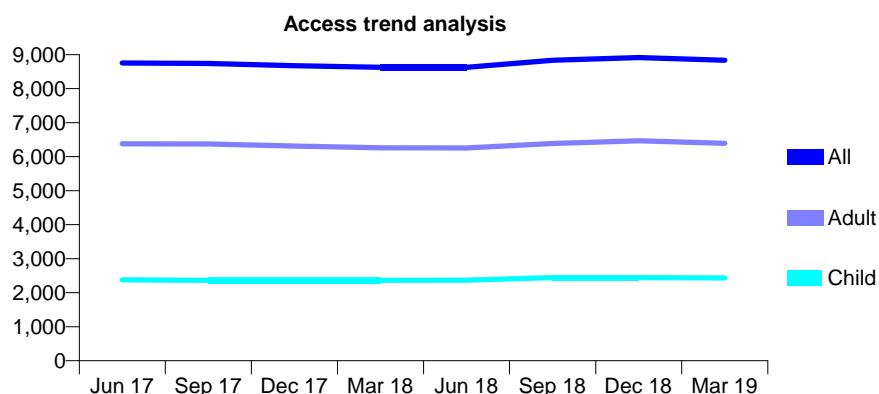
## Q45 - Vital Signs At a Glance Contract Report for 179523/0002 - Year end March 2019

Name or company name	Jeyarajan Dental Care Ltd.
Contract type name	GDS Contract
Purpose of contract	General
Contract start date	01/04/2009
Contract end date	

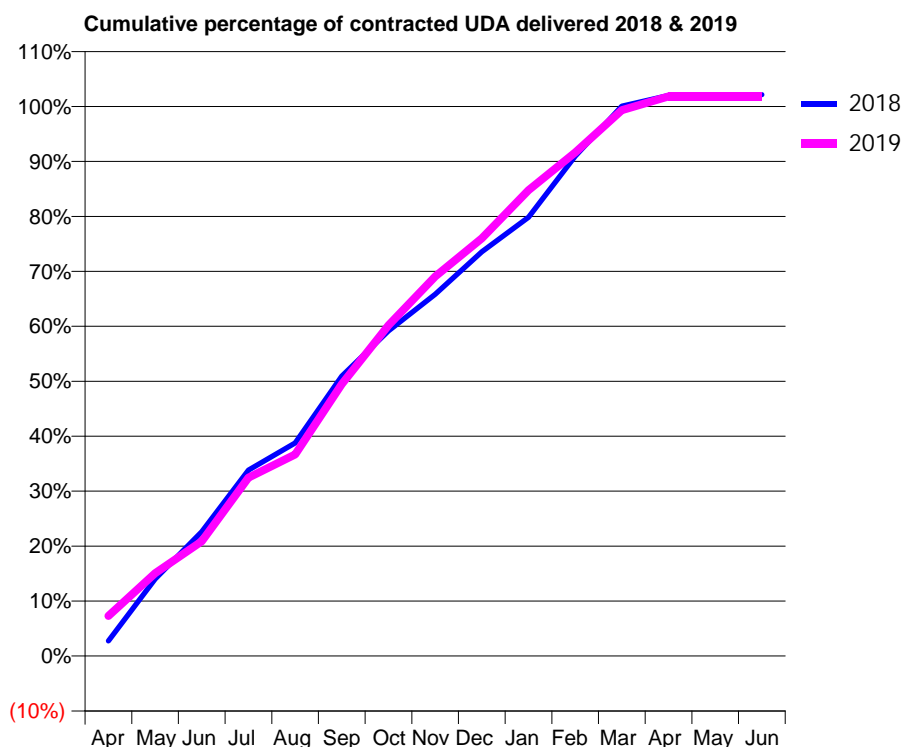
18/19 Contracted general activity (UDA)	24,500
Carry forward general activity (UDA)	-490
18/19 Contracted orthodontic activity (UOA)	0
Carry forward orthodontic activity (UOA)	0
Baseline contract value	£722,290.30

### ACCESS\*

Patients seen in 24 months	Total	Change since previous quarter
Quarter ending March 2018	8,629	
Quarter ending June 2018	8,629	→
Quarter ending September 2018	8,832	↑
Quarter ending December 2018	8,917	→
Quarter ending March 2019	8,833	→
<b>Variance since March 2018</b>	<b>2.4%</b>	<b>↑</b>



### ACTIVITY



Adjusted Scheduled Activity (UDA)		
Month	2018	2019
April	672	1,785
May	3,438	3,698
June	5,546	5,119
July	8,293	7,953
August	9,496	8,984
September	12,478	12,119
October	14,494	14,749
November	16,125	16,922
December	18,020	18,620
January	19,560	20,766
February	22,288	22,447
March	24,510	24,329
April	24,994	24,945
May	25,022	24,944
June	25,025	24,944

### QUALITY

	Quantity	Base Number	Contract	AT	Region	England
% of FP17s for the same patient ID Re-attending within 3 months - Children	192	2,760	7.0%	11.7%	12.3%	11.8%
% of FP17s for the same patient ID Re-attending within 3 months - Adults	1,057	7,583	13.9%	15.0%	15.9%	15.7%
% of FP17s for the same patient ID Re-attending between 3 & 9 months - Children	1,076	2,760	39.0%	55.0%	60.2%	58.9%
% of FP17s for the same patient ID Re-attending between 3 & 9 months - Adults	3,365	7,583	44.4%	50.5%	53.0%	50.8%
% of FP17s for Band 1 Urgent Courses	1,248	10,377	12.0%	8.9%	9.1%	9.1%
% of FP17s Relating to Free Repair or Replacements	145	10,377	1.4%	1.2%	1.0%	0.8%
% of FP17s Relating to Continuations	59	10,377	0.6%	1.3%	1.0%	0.9%
% of Patients satisfied with the dentistry they have received	2	2	N/A	93.6%	93.2%	92.5%
% of Patients satisfied with the time they had to wait for an appointment	2	2	N/A	87.6%	88.1%	87.0%

\* This is based on patients treated on this contract for their most recent course of treatment.

Figures in italics indicate the base number of FP17s or Patient Questionnaire responses are less than 100. N/A is shown where the base number of responses is less than 10 during the period. % is calculated as Quantity/Base number\*100

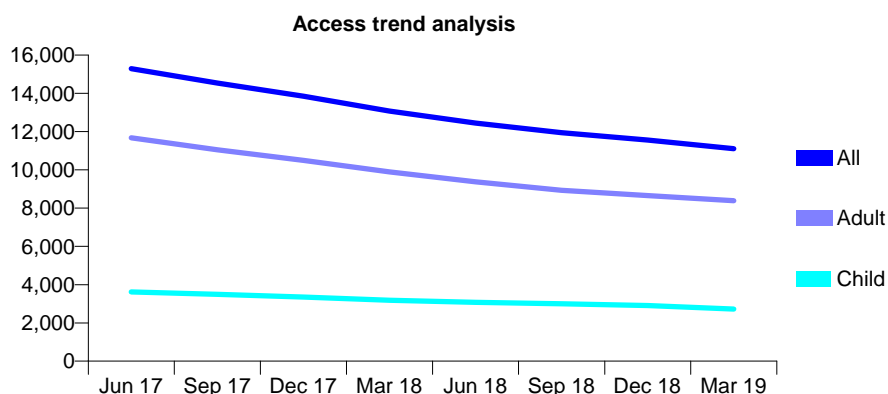
## Q45 - Vital Signs At a Glance Contract Report for 186007/0001 - Year end March 2019

Name or company name	Hartlepool Dental Practice Partnership
Contract type name	GDS Contract
Purpose of contract	General
Contract start date	01/04/2014
Contract end date	

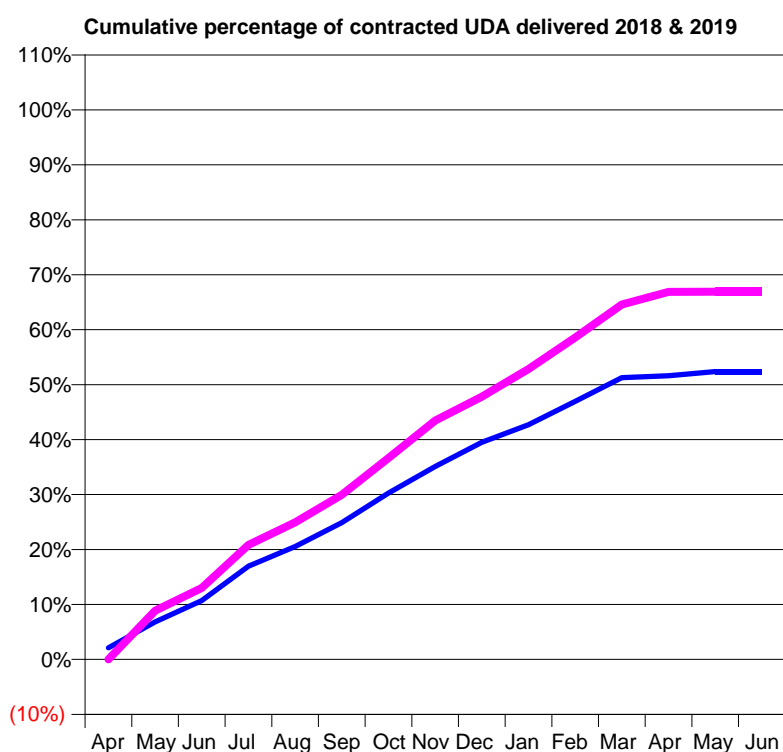
18/19 Contracted general activity (UDA)	45,000
Carry forward general activity (UDA)	0
18/19 Contracted orthodontic activity (UOA)	0
Carry forward orthodontic activity (UOA)	0
Baseline contract value	£1,060,887.76

### ACCESS\*

Patients seen in 24 months	Total	Change since previous quarter
Quarter ending March 2018	13,073	
Quarter ending June 2018	12,450	↓
Quarter ending September 2018	11,936	↓
Quarter ending December 2018	11,559	↓
Quarter ending March 2019	11,103	↓
<b>Variance since March 2018</b>	<b>(15.1%)</b>	<b>↓</b>



### ACTIVITY



Adjusted Scheduled Activity (UDA)		
Month	2018	2019
April	1,293	0
May	4,137	3,989
June	6,492	5,862
July	10,278	9,374
August	12,453	11,225
September	15,073	13,480
October	18,339	16,496
November	21,263	19,559
December	23,924	21,502
January	25,886	23,780
February	28,453	26,370
March	31,066	29,059
April	31,278	30,100
May	31,736	30,109
June	31,732	30,109

### QUALITY

	Quantity	Base Number	Contract	AT	Region	England
% of FP17s for the same patient ID Re-attending within 3 months - Children	78	2,745	2.8%	11.7%	12.3%	11.8%
% of FP17s for the same patient ID Re-attending within 3 months - Adults	668	8,548	7.8%	15.0%	15.9%	15.7%
% of FP17s for the same patient ID Re-attending between 3 & 9 months - Children	751	2,745	27.4%	55.0%	60.2%	58.9%
% of FP17s for the same patient ID Re-attending between 3 & 9 months - Adults	3,321	8,548	38.9%	50.5%	53.0%	50.8%
% of FP17s for Band 1 Urgent Courses	393	11,393	3.4%	8.9%	9.1%	9.1%
% of FP17s Relating to Free Repair or Replacements	49	11,393	0.4%	1.2%	1.0%	0.8%
% of FP17s Relating to Continuations	113	11,393	1.0%	1.3%	1.0%	0.9%
% of Patients satisfied with the dentistry they have received	7	8	N/A	93.6%	93.2%	92.5%
% of Patients satisfied with the time they had to wait for an appointment	6	8	N/A	87.6%	88.1%	87.0%

\* This is based on patients treated on this contract for their most recent course of treatment. Figures in italics indicate the base number of FP17s or Patient Questionnaire responses are less than 100. N/A is shown where the base number of responses is less than 10 during the period. % is calculated as Quantity/Base number\*100

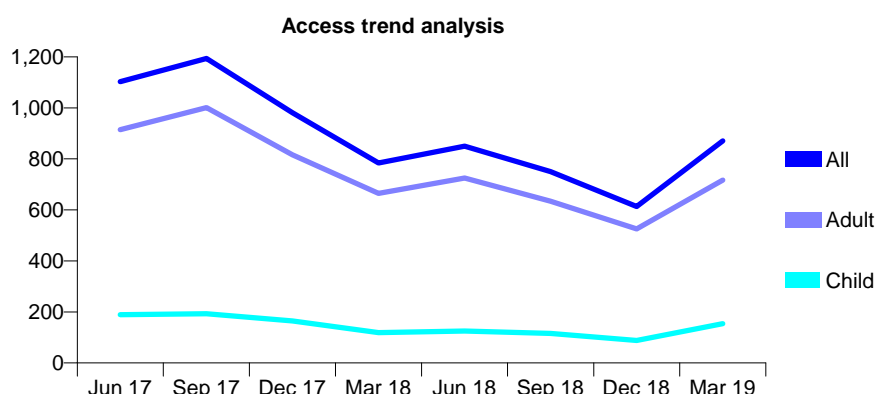
## Q45 - Vital Signs At a Glance Contract Report for 192589/0001 - Year end March 2019

Name or company name	Novident Dental Practice
Contract type name	GDS Contract
Purpose of contract	General
Contract start date	01/11/2014
Contract end date	

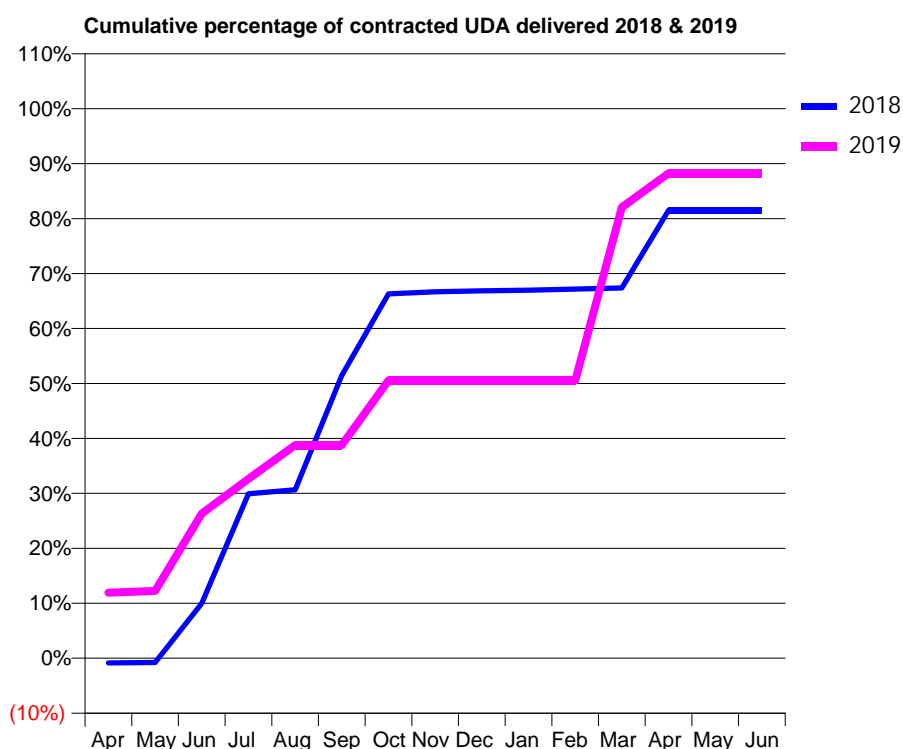
18/19 Contracted general activity (UDA)	2,900
Carry forward general activity (UDA)	0
18/19 Contracted orthodontic activity (UOA)	0
Carry forward orthodontic activity (UOA)	0
Baseline contract value	£64,033.55

### ACCESS\*

Patients seen in 24 months	Total	Change since previous quarter
Quarter ending March 2018	784	
Quarter ending June 2018	850	↑
Quarter ending September 2018	750	↓
Quarter ending December 2018	613	↓
Quarter ending March 2019	871	↑
<b>Variance since March 2018</b>	<b>11.1%</b>	<b>↑</b>



### ACTIVITY



Adjusted Scheduled Activity (UDA)		
Month	2018	2019
April	-31	346
May	-28	355
June	350	763
July	1,048	946
August	1,073	1,124
September	1,800	1,124
October	2,321	1,465
November	2,334	1,465
December	2,340	1,465
January	2,344	1,465
February	2,351	1,465
March	2,358	2,380
April	2,852	2,558
May	2,852	2,558
June	2,852	2,558

### QUALITY

	Quantity	Base Number	Contract	AT	Region	England
% of FP17s for the same patient ID Re-attending within 3 months - Children	0	188	0.0%	11.7%	12.3%	11.8%
% of FP17s for the same patient ID Re-attending within 3 months - Adults	11	833	1.3%	15.0%	15.9%	15.7%
% of FP17s for the same patient ID Re-attending between 3 & 9 months - Children	9	188	4.8%	55.0%	60.2%	58.9%
% of FP17s for the same patient ID Re-attending between 3 & 9 months - Adults	64	833	7.7%	50.5%	53.0%	50.8%
% of FP17s for Band 1 Urgent Courses	11	987	1.1%	8.9%	9.1%	9.1%
% of FP17s Relating to Free Repair or Replacements	6	987	0.6%	1.2%	1.0%	0.8%
% of FP17s Relating to Continuations	4	987	0.4%	1.3%	1.0%	0.9%
% of Patients satisfied with the dentistry they have received	0	0	N/A	93.6%	93.2%	92.5%
% of Patients satisfied with the time they had to wait for an appointment	0	0	N/A	87.6%	88.1%	87.0%

\* This is based on patients treated on this contract for their most recent course of treatment. Figures in italics indicate the base number of FP17s or Patient Questionnaire responses are less than 100. N/A is shown where the base number of responses is less than 10 during the period. % is calculated as Quantity/Base number\*100

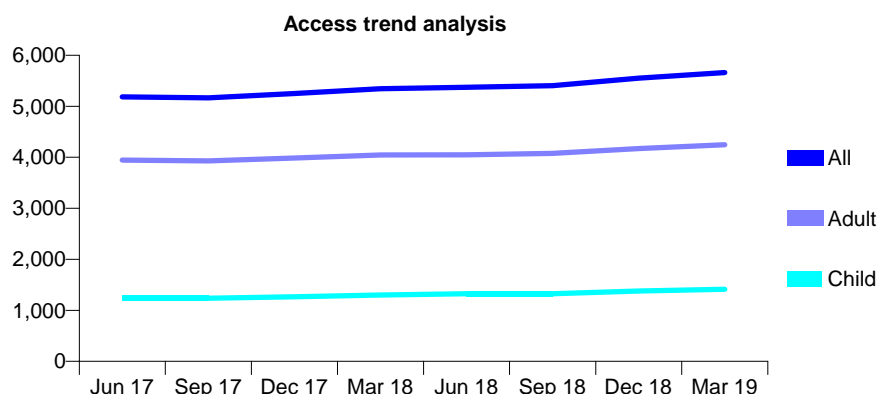
## Q45 - Vital Signs At a Glance Contract Report for 193771/0001 - Year end March 2019

Name or company name	Thornaby Dental Centre
Contract type name	GDS Contract
Purpose of contract	General
Contract start date	01/01/2015
Contract end date	

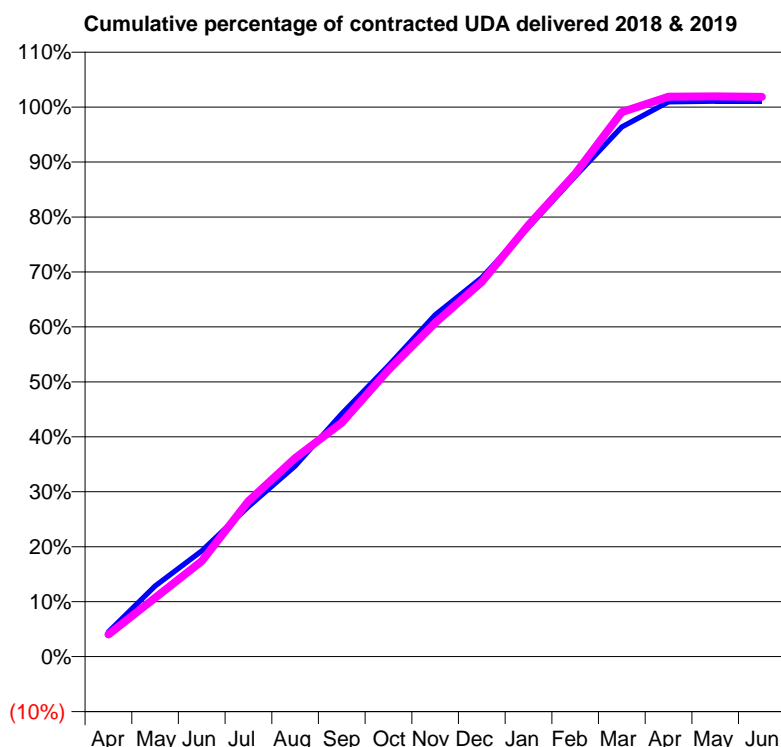
18/19 Contracted general activity (UDA)	20,325
Carry forward general activity (UDA)	-213
18/19 Contracted orthodontic activity (UOA)	0
Carry forward orthodontic activity (UOA)	0
Baseline contract value	£451,050.54

### ACCESS\*

Patients seen in 24 months	Total	Change since previous quarter
Quarter ending March 2018	5,345	
Quarter ending June 2018	5,373	→
Quarter ending September 2018	5,402	→
Quarter ending December 2018	5,552	↑
Quarter ending March 2019	5,661	→
<b>Variance since March 2018</b>	<b>5.9%</b>	<b>↑</b>



### ACTIVITY



Adjusted Scheduled Activity (UDA)		
Month	2018	2019
April	914	820
May	2,617	2,179
June	3,910	3,530
July	5,553	5,754
August	7,058	7,342
September	8,986	8,648
October	10,767	10,600
November	12,638	12,343
December	14,019	13,857
January	15,883	15,957
February	17,765	17,860
March	19,586	20,143
April	20,523	20,708
May	20,538	20,717
June	20,538	20,705

### QUALITY

	Quantity	Base Number	Contract	AT	Region	England
% of FP17s for the same patient ID Re-attending within 3 months - Children	83	2,213	3.8%	11.7%	12.3%	11.8%
% of FP17s for the same patient ID Re-attending within 3 months - Adults	679	6,569	10.3%	15.0%	15.9%	15.7%
% of FP17s for the same patient ID Re-attending between 3 & 9 months - Children	1,438	2,213	65.0%	55.0%	60.2%	58.9%
% of FP17s for the same patient ID Re-attending between 3 & 9 months - Adults	4,027	6,569	61.3%	50.5%	53.0%	50.8%
% of FP17s for Band 1 Urgent Courses	246	8,662	2.8%	8.9%	9.1%	9.1%
% of FP17s Relating to Free Repair or Replacements	82	8,662	0.9%	1.2%	1.0%	0.8%
% of FP17s Relating to Continuations	169	8,662	2.0%	1.3%	1.0%	0.9%
% of Patients satisfied with the dentistry they have received	4	4	N/A	93.6%	93.2%	92.5%
% of Patients satisfied with the time they had to wait for an appointment	4	4	N/A	87.6%	88.1%	87.0%

\* This is based on patients treated on this contract for their most recent course of treatment.  
 Figures in *italics* indicate the base number of FP17s or Patient Questionnaire responses are less than 100. N/A is shown where the base number of responses is less than 10 during the period. % is calculated as Quantity/Base number\*100



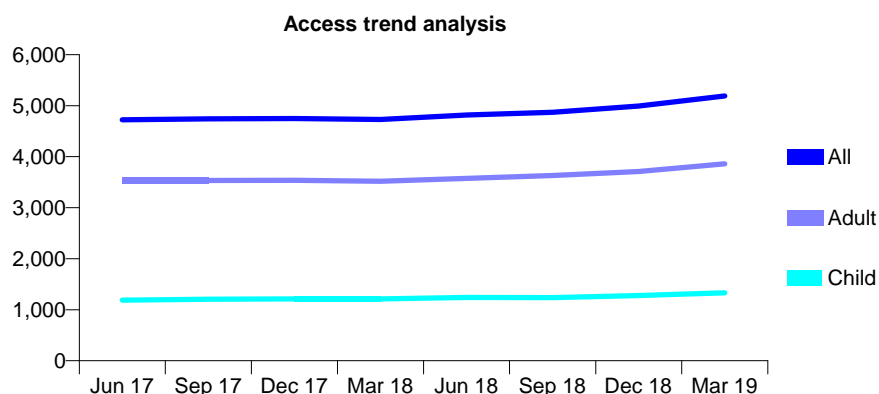
## Q45 - Vital Signs At a Glance Contract Report for 194344/0001 - Year end March 2019

Name or company name	N & N Dental Group
Contract type name	GDS Contract
Purpose of contract	General
Contract start date	02/04/2013
Contract end date	

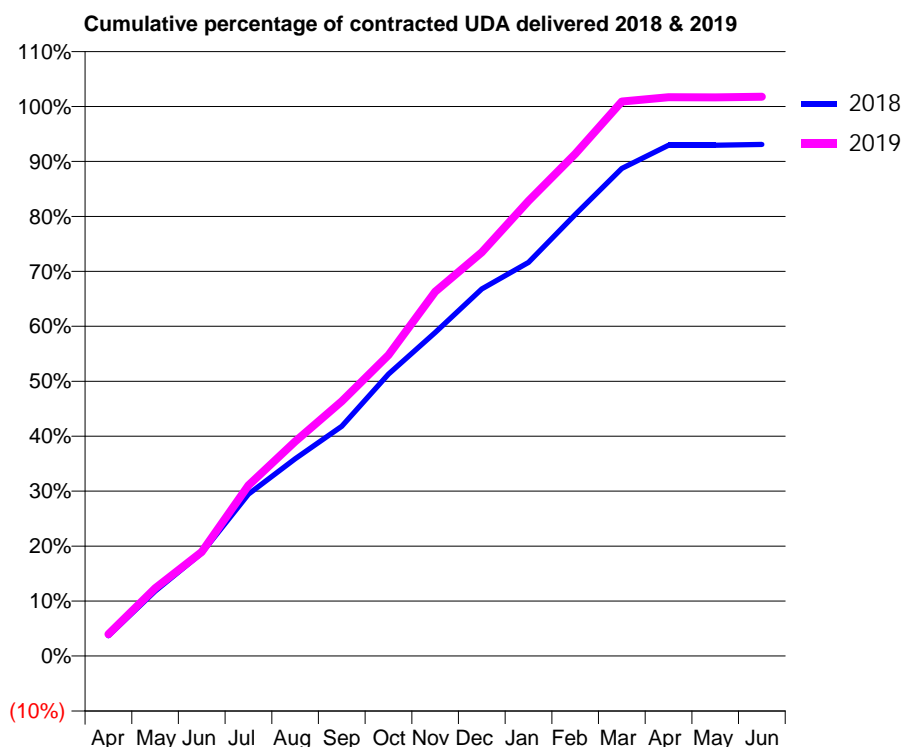
18/19 Contracted general activity (UDA)	13,000
Carry forward general activity (UDA)	0
18/19 Contracted orthodontic activity (UOA)	0
Carry forward orthodontic activity (UOA)	0
Baseline contract value	£416,183.55

### ACCESS\*

Patients seen in 24 months	Total	Change since previous quarter
Quarter ending March 2018	4,729	
Quarter ending June 2018	4,816	→
Quarter ending September 2018	4,870	→
Quarter ending December 2018	4,991	↑
Quarter ending March 2019	5,192	↑
<b>Variance since March 2018</b>	<b>9.8%</b>	<b>↑</b>



### ACTIVITY



Adjusted Scheduled Activity (UDA)		
Month	2018	2019
April	481	518
May	1,535	1,605
June	2,436	2,461
July	3,828	4,039
August	4,667	5,075
September	5,434	6,024
October	6,670	7,119
November	7,653	8,620
December	8,682	9,552
January	9,312	10,764
February	10,442	11,880
March	11,535	13,117
April	12,083	13,221
May	12,083	13,215
June	12,104	13,229

### QUALITY

	Quantity	Base Number	Contract	AT	Region	England
% of FP17s for the same patient ID Re-attending within 3 months - Children	96	1,630	5.9%	11.7%	12.3%	11.8%
% of FP17s for the same patient ID Re-attending within 3 months - Adults	626	4,404	14.2%	15.0%	15.9%	15.7%
% of FP17s for the same patient ID Re-attending between 3 & 9 months - Children	717	1,630	44.0%	55.0%	60.2%	58.9%
% of FP17s for the same patient ID Re-attending between 3 & 9 months - Adults	1,695	4,404	38.5%	50.5%	53.0%	50.8%
% of FP17s for Band 1 Urgent Courses	517	5,862	8.8%	8.9%	9.1%	9.1%
% of FP17s Relating to Free Repair or Replacements	104	5,862	1.8%	1.2%	1.0%	0.8%
% of FP17s Relating to Continuations	150	5,862	2.6%	1.3%	1.0%	0.9%
% of Patients satisfied with the dentistry they have received	2	2	N/A	93.6%	93.2%	92.5%
% of Patients satisfied with the time they had to wait for an appointment	1	2	N/A	87.6%	88.1%	87.0%

\* This is based on patients treated on this contract for their most recent course of treatment.

Figures in italics indicate the base number of FP17s or Patient Questionnaire responses are less than 100. N/A is shown where the base number of responses is less than 10 during the period. % is calculated as Quantity/Base number\*100

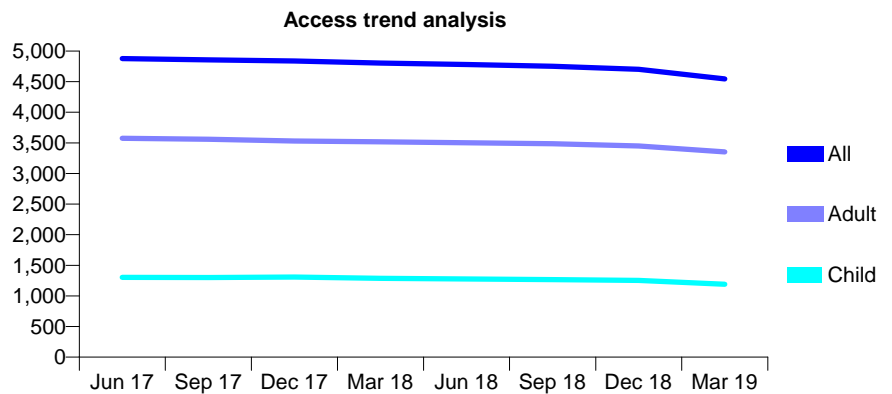
## Q45 - Vital Signs At a Glance Contract Report for 195278/0001 - Year end March 2019

Name or company name	The Grainger Stockton, Birtley and Stanley
Contract type name	GDS Contract
Purpose of contract	General
Contract start date	01/02/2014
Contract end date	

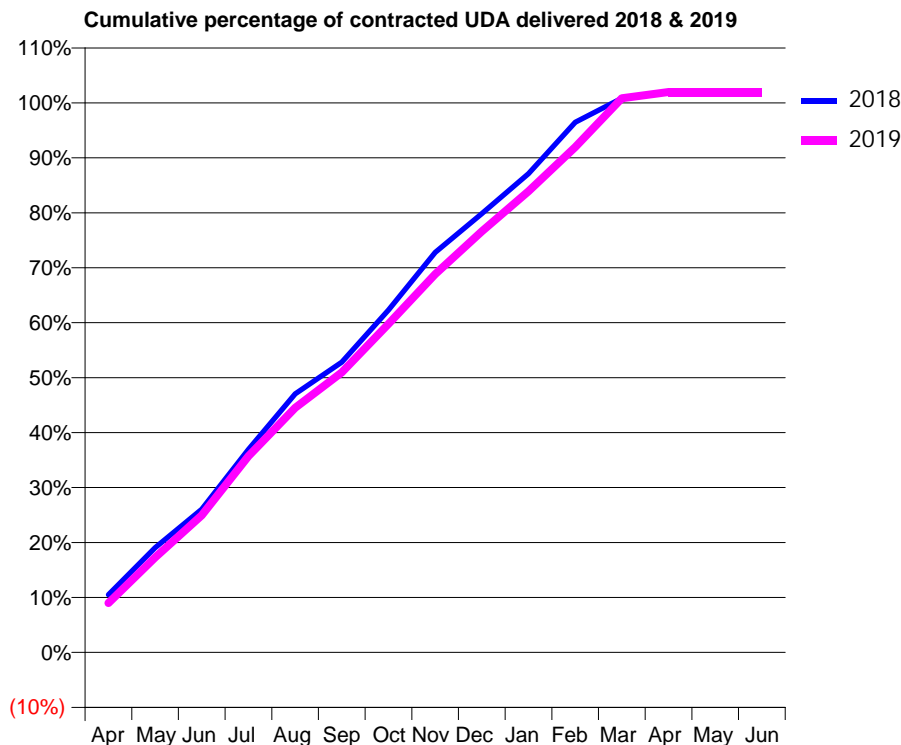
18/19 Contracted general activity (UDA)	13,431
Carry forward general activity (UDA)	-252
18/19 Contracted orthodontic activity (UOA)	0
Carry forward orthodontic activity (UOA)	0
Baseline contract value	£412,048.26

### ACCESS\*

Patients seen in 24 months	Total	Change since previous quarter
Quarter ending March 2018	4,805	
Quarter ending June 2018	4,781	→
Quarter ending September 2018	4,753	→
Quarter ending December 2018	4,703	↓
Quarter ending March 2019	4,546	↓
<b>Variance since March 2018</b>	<b>(5.4%)</b>	<b>↓</b>



### ACTIVITY



Adjusted Scheduled Activity (UDA)		
Month	2018	2019
April	1,369	1,208
May	2,487	2,321
June	3,399	3,351
July	4,823	4,796
August	6,142	5,980
September	6,894	6,843
October	8,131	8,028
November	9,502	9,244
December	10,424	10,287
January	11,373	11,270
February	12,592	12,352
March	13,163	13,543
April	13,305	13,694
May	13,305	13,694
June	13,305	13,694

### QUALITY

	Quantity	Base Number	Contract	AT	Region	England
% of FP17s for the same patient ID Re-attending within 3 months - Children	33	1,478	2.2%	11.7%	12.3%	11.8%
% of FP17s for the same patient ID Re-attending within 3 months - Adults	226	4,082	5.5%	15.0%	15.9%	15.7%
% of FP17s for the same patient ID Re-attending between 3 & 9 months - Children	890	1,478	60.2%	55.0%	60.2%	58.9%
% of FP17s for the same patient ID Re-attending between 3 & 9 months - Adults	2,491	4,082	61.0%	50.5%	53.0%	50.8%
% of FP17s for Band 1 Urgent Courses	105	5,527	1.9%	8.9%	9.1%	9.1%
% of FP17s Relating to Free Repair or Replacements	9	5,527	0.2%	1.2%	1.0%	0.8%
% of FP17s Relating to Continuations	27	5,527	0.5%	1.3%	1.0%	0.9%
% of Patients satisfied with the dentistry they have received	2	3	N/A	93.6%	93.2%	92.5%
% of Patients satisfied with the time they had to wait for an appointment	2	3	N/A	87.6%	88.1%	87.0%

\* This is based on patients treated on this contract for their most recent course of treatment.

Figures in italics indicate the base number of FP17s or Patient Questionnaire responses are less than 100. N/A is shown where the base number of responses is less than 10 during the period. % is calculated as Quantity/Base number\*100

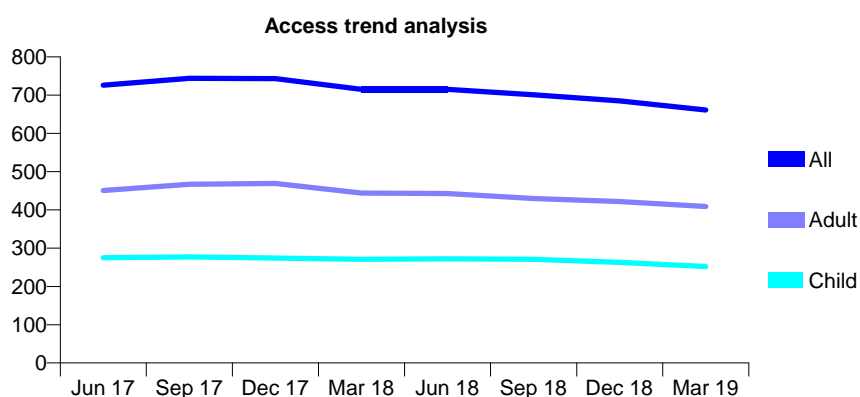
## Q45 - Vital Signs At a Glance Contract Report for 198005/0001 - Year end March 2019

Name or company name	Stoney Field Dental Practice
Contract type name	GDS Contract
Purpose of contract	General
Contract start date	01/11/2015
Contract end date	

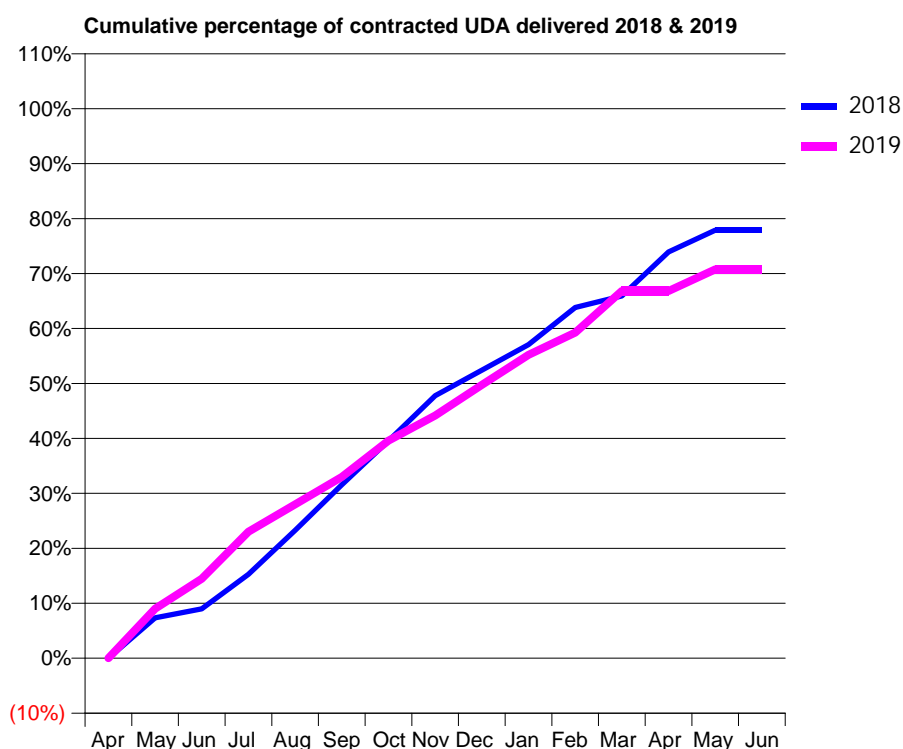
18/19 Contracted general activity (UDA)	2,853
Carry forward general activity (UDA)	0
18/19 Contracted orthodontic activity (UOA)	0
Carry forward orthodontic activity (UOA)	0
Baseline contract value	£82,994.98

### ACCESS\*

Patients seen in 24 months	Total	Change since previous quarter
Quarter ending March 2018	715	
Quarter ending June 2018	715	→
Quarter ending September 2018	701	↓
Quarter ending December 2018	685	↓
Quarter ending March 2019	661	↓
<b>Variance since March 2018</b>	<b>(7.6%)</b>	<b>↓</b>



### ACTIVITY



Adjusted Scheduled Activity (UDA)		
Month	2018	2019
April	0	0
May	210	257
June	256	412
July	436	657
August	664	799
September	900	941
October	1,129	1,130
November	1,363	1,259
December	1,495	1,419
January	1,628	1,574
February	1,821	1,690
March	1,881	1,906
April	2,109	1,906
May	2,222	2,019
June	2,222	2,019

### QUALITY

	Quantity	Base Number	Contract	AT	Region	England
% of FP17s for the same patient ID Re-attending within 3 months - Children	13	376	3.5%	11.7%	12.3%	11.8%
% of FP17s for the same patient ID Re-attending within 3 months - Adults	46	545	8.4%	15.0%	15.9%	15.7%
% of FP17s for the same patient ID Re-attending between 3 & 9 months - Children	227	376	60.4%	55.0%	60.2%	58.9%
% of FP17s for the same patient ID Re-attending between 3 & 9 months - Adults	328	545	60.2%	50.5%	53.0%	50.8%
% of FP17s for Band 1 Urgent Courses	33	865	3.8%	8.9%	9.1%	9.1%
% of FP17s Relating to Free Repair or Replacements	2	865	0.2%	1.2%	1.0%	0.8%
% of FP17s Relating to Continuations	12	865	1.4%	1.3%	1.0%	0.9%
% of Patients satisfied with the dentistry they have received	1	1	N/A	93.6%	93.2%	92.5%
% of Patients satisfied with the time they had to wait for an appointment	1	1	N/A	87.6%	88.1%	87.0%

\* This is based on patients treated on this contract for their most recent course of treatment.

Figures in italics indicate the base number of FP17s or Patient Questionnaire responses are less than 100. N/A is shown where the base number of responses is less than 10 during the period. % is calculated as Quantity/Base number\*100

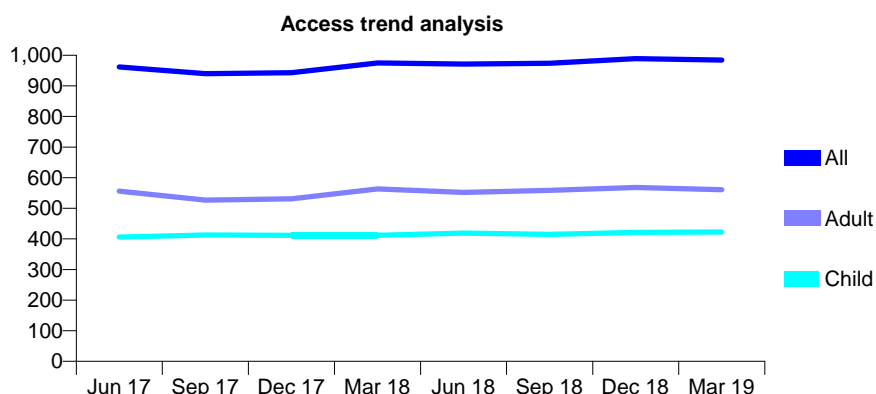
## Q45 - Vital Signs At a Glance Contract Report for 199788/0001 - Year end March 2019

Name or company name	Alan Lam Family Dental Practice Ltd.
Contract type name	GDS Contract
Purpose of contract	General
Contract start date	01/04/2009
Contract end date	

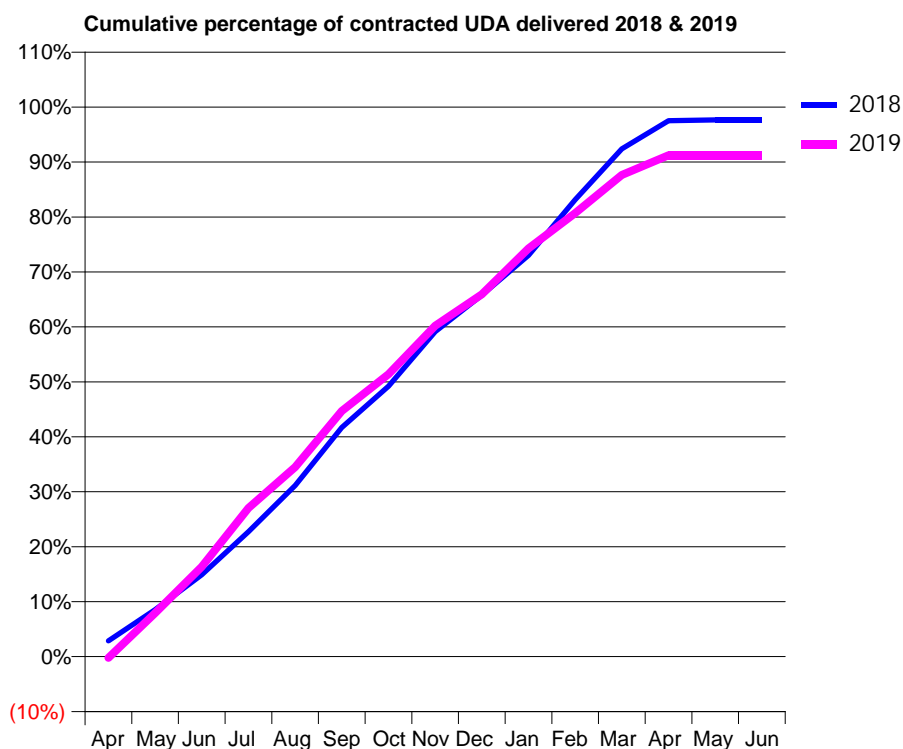
18/19 Contracted general activity (UDA)	2,228
Carry forward general activity (UDA)	52
18/19 Contracted orthodontic activity (UOA)	0
Carry forward orthodontic activity (UOA)	0
Baseline contract value	£48,475.96

### ACCESS\*

Patients seen in 24 months	Total	Change since previous quarter
Quarter ending March 2018	975	
Quarter ending June 2018	971	→
Quarter ending September 2018	974	→
Quarter ending December 2018	989	→
Quarter ending March 2019	984	→
<b>Variance since March 2018</b>	<b>0.9%</b>	<b>→</b>



### ACTIVITY



Adjusted Scheduled Activity (UDA)		
Month	2018	2019
April	64	-5
May	191	177
June	332	364
July	506	603
August	694	769
September	929	995
October	1,096	1,145
November	1,318	1,342
December	1,466	1,469
January	1,627	1,655
February	1,853	1,799
March	2,059	1,952
April	2,173	2,033
May	2,176	2,033
June	2,176	2,033

### QUALITY

	Quantity	Base Number	Contract	AT	Region	England
% of FP17s for the same patient ID Re-attending within 3 months - Children	26	527	4.9%	11.7%	12.3%	11.8%
% of FP17s for the same patient ID Re-attending within 3 months - Adults	54	530	10.2%	15.0%	15.9%	15.7%
% of FP17s for the same patient ID Re-attending between 3 & 9 months - Children	239	527	45.4%	55.0%	60.2%	58.9%
% of FP17s for the same patient ID Re-attending between 3 & 9 months - Adults	192	530	36.2%	50.5%	53.0%	50.8%
% of FP17s for Band 1 Urgent Courses	73	1,039	7.0%	8.9%	9.1%	9.1%
% of FP17s Relating to Free Repair or Replacements	2	1,039	0.2%	1.2%	1.0%	0.8%
% of FP17s Relating to Continuations	6	1,039	0.6%	1.3%	1.0%	0.9%
% of Patients satisfied with the dentistry they have received	0	0	N/A	93.6%	93.2%	92.5%
% of Patients satisfied with the time they had to wait for an appointment	0	0	N/A	87.6%	88.1%	87.0%

\* This is based on patients treated on this contract for their most recent course of treatment.  
 Figures in *italics* indicate the base number of FP17s or Patient Questionnaire responses are less than 100. N/A is shown where the base number of responses is less than 10 during the period. % is calculated as Quantity/Base number\*100

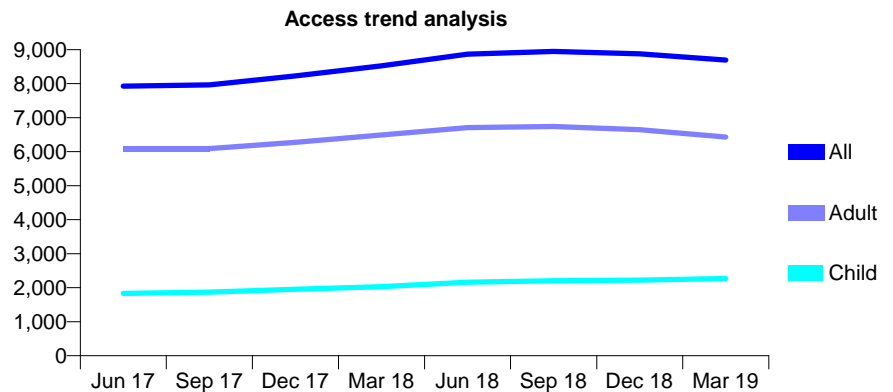
## Q45 - Vital Signs At a Glance Contract Report for 203505/0003 - Year end March 2019

Name or company name	Bentley Mathieson Dentalcare
Contract type name	GDS Contract
Purpose of contract	General
Contract start date	19/12/2011
Contract end date	

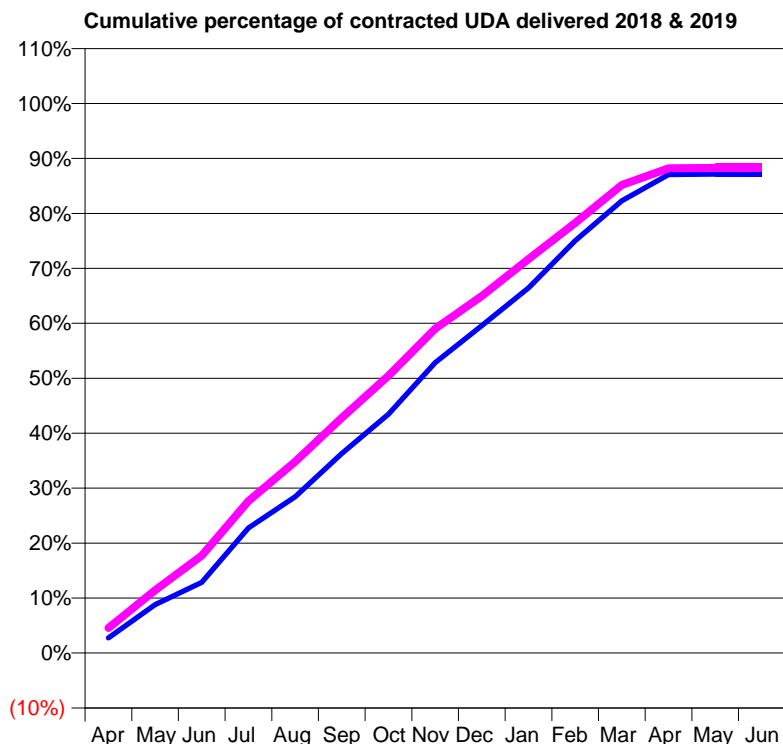
18/19 Contracted general activity (UDA)	34,821
Carry forward general activity (UDA)	0
18/19 Contracted orthodontic activity (UOA)	0
Carry forward orthodontic activity (UOA)	0
Baseline contract value	£884,449.81

### ACCESS\*

Patients seen in 24 months	Total	Change since previous quarter
Quarter ending March 2018	8,522	
Quarter ending June 2018	8,870	↑
Quarter ending September 2018	8,948	→
Quarter ending December 2018	8,875	→
Quarter ending March 2019	8,698	↓
<b>Variance since March 2018</b>	<b>2.1%</b>	<b>↑</b>



### ACTIVITY



Adjusted Scheduled Activity (UDA)		
Month	2018	2019
April	961	1,582
May	3,072	3,982
June	4,475	6,170
July	7,933	9,630
August	9,905	12,121
September	12,646	14,901
October	15,136	17,571
November	18,403	20,548
December	20,737	22,616
January	23,128	24,958
February	26,127	27,252
March	28,648	29,652
April	30,316	30,713
May	30,345	30,733
June	30,346	30,739

### QUALITY

	Quantity	Base Number	Contract	AT	Region	England
% of FP17s for the same patient ID Re-attending within 3 months - Children	216	2,726	7.9%	11.7%	12.3%	11.8%
% of FP17s for the same patient ID Re-attending within 3 months - Adults	1,537	7,999	19.2%	15.0%	15.9%	15.7%
% of FP17s for the same patient ID Re-attending between 3 & 9 months - Children	1,138	2,726	41.7%	55.0%	60.2%	58.9%
% of FP17s for the same patient ID Re-attending between 3 & 9 months - Adults	3,358	7,999	42.0%	50.5%	53.0%	50.8%
% of FP17s for Band 1 Urgent Courses	1,099	10,558	10.4%	8.9%	9.1%	9.1%
% of FP17s Relating to Free Repair or Replacements	136	10,558	1.3%	1.2%	1.0%	0.8%
% of FP17s Relating to Continuations	229	10,558	2.2%	1.3%	1.0%	0.9%
% of Patients satisfied with the dentistry they have received	8	8	N/A	93.6%	93.2%	92.5%
% of Patients satisfied with the time they had to wait for an appointment	8	8	N/A	87.6%	88.1%	87.0%

\* This is based on patients treated on this contract for their most recent course of treatment.

Figures in italics indicate the base number of FP17s or Patient Questionnaire responses are less than 100. N/A is shown where the base number of responses is less than 10 during the period. % is calculated as Quantity/Base number\*100

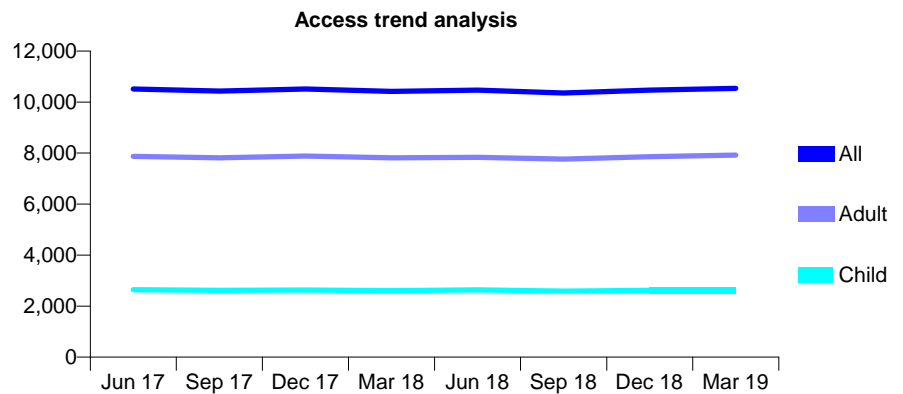
## Q45 - Vital Signs At a Glance Contract Report for 209384/0001 - Year end March 2019

Name or company name	MISS L POWELL
Contract type name	GDS Contract
Purpose of contract	General
Contract start date	01/04/2006
Contract end date	

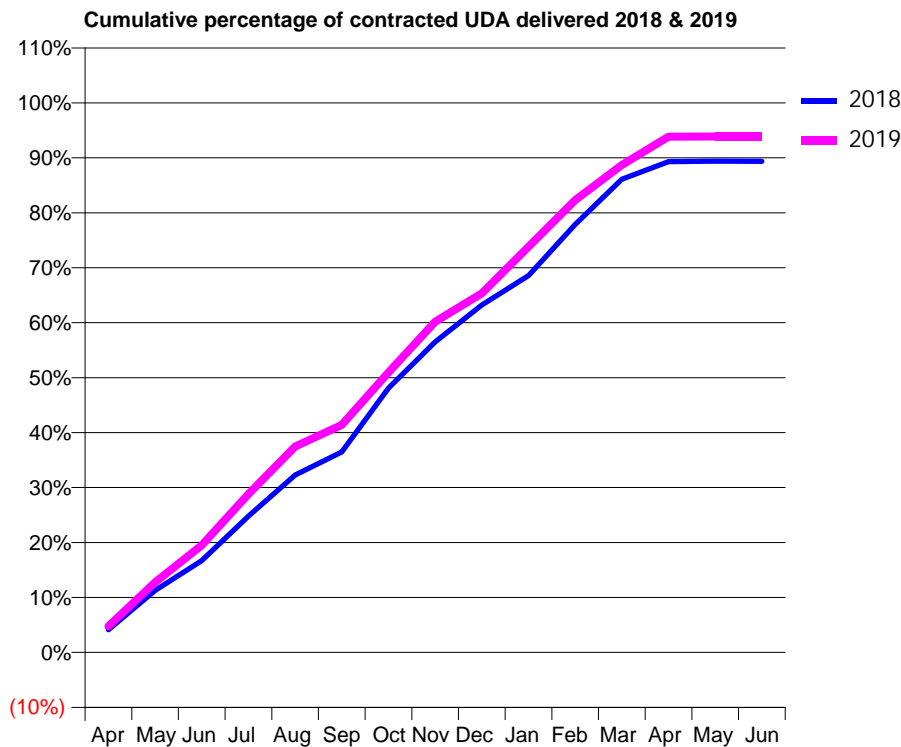
18/19 Contracted general activity (UDA)	30,026
Carry forward general activity (UDA)	0
18/19 Contracted orthodontic activity (UOA)	0
Carry forward orthodontic activity (UOA)	0
Baseline contract value	£711,859.84

### ACCESS\*

Patients seen in 24 months	Total	Change since previous quarter
Quarter ending March 2018	10,420	
Quarter ending June 2018	10,472	→
Quarter ending September 2018	10,353	↓
Quarter ending December 2018	10,473	→
Quarter ending March 2019	10,537	→
<b>Variance since March 2018</b>	<b>1.1%</b>	<b>→</b>



### ACTIVITY



Adjusted Scheduled Activity (UDA)		
Month	2018	2019
April	1,237	1,434
May	3,394	3,838
June	5,020	5,852
July	7,446	8,652
August	9,694	11,246
September	10,954	12,431
October	14,447	15,300
November	16,966	18,065
December	18,978	19,619
January	20,588	22,160
February	23,388	24,711
March	25,851	26,625
April	26,819	28,179
May	26,837	28,185
June	26,835	28,188

### QUALITY

	Quantity	Base Number	Contract	AT	Region	England
% of FP17s for the same patient ID Re-attending within 3 months - Children	622	4,260	14.6%	11.7%	12.3%	11.8%
% of FP17s for the same patient ID Re-attending within 3 months - Adults	2,027	10,860	18.7%	15.0%	15.9%	15.7%
% of FP17s for the same patient ID Re-attending between 3 & 9 months - Children	2,341	4,260	55.0%	55.0%	60.2%	58.9%
% of FP17s for the same patient ID Re-attending between 3 & 9 months - Adults	5,192	10,860	47.8%	50.5%	53.0%	50.8%
% of FP17s for Band 1 Urgent Courses	2,318	15,423	15.0%	8.9%	9.1%	9.1%
% of FP17s Relating to Free Repair or Replacements	139	15,423	0.9%	1.2%	1.0%	0.8%
% of FP17s Relating to Continuations	75	15,423	0.5%	1.3%	1.0%	0.9%
% of Patients satisfied with the dentistry they have received	5	6	N/A	93.6%	93.2%	92.5%
% of Patients satisfied with the time they had to wait for an appointment	5	6	N/A	87.6%	88.1%	87.0%

\* This is based on patients treated on this contract for their most recent course of treatment. Figures in italics indicate the base number of FP17s or Patient Questionnaire responses are less than 100. N/A is shown where the base number of responses is less than 10 during the period. % is calculated as Quantity/Base number\*100

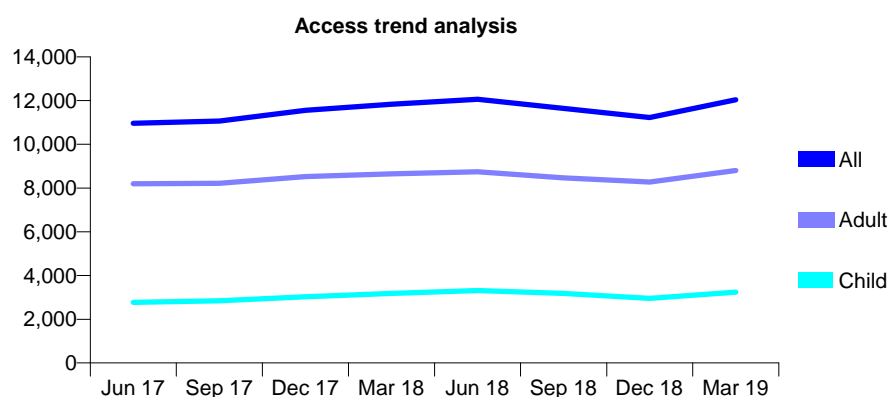
## Q45 - Vital Signs At a Glance Contract Report for 210129/0001 - Year end March 2019

Name or company name	Mr B Johnson and Ms F Beaty
Contract type name	GDS Contract
Purpose of contract	General and Orthodontic
Contract start date	01/04/2006
Contract end date	

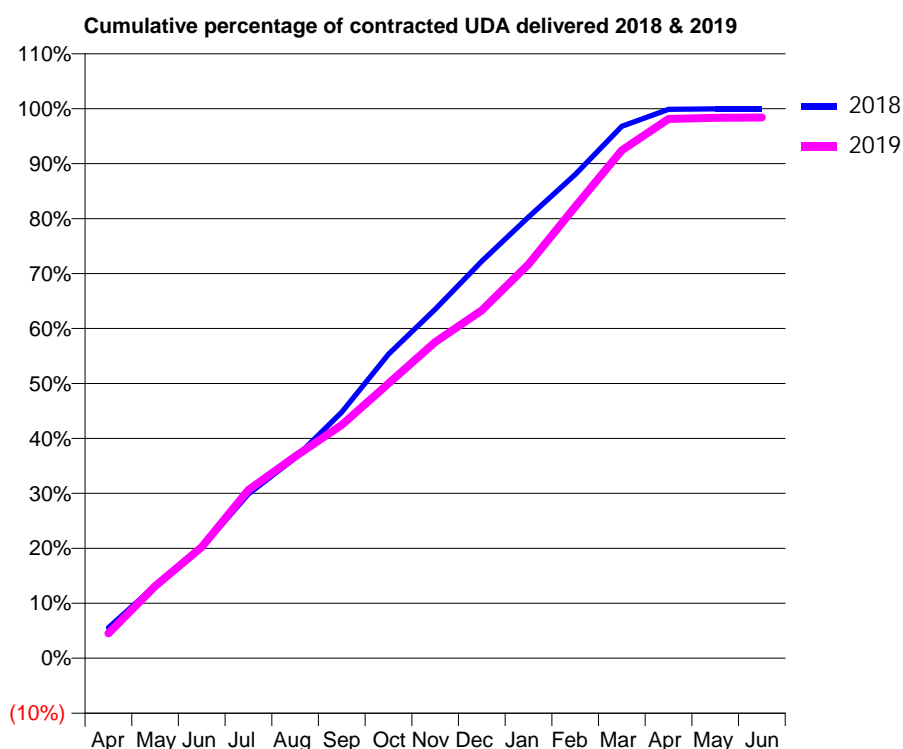
18/19 Contracted general activity (UDA)	33,978
Carry forward general activity (UDA)	0
18/19 Contracted orthodontic activity (UOA)	316
Carry forward orthodontic activity (UOA)	0
Baseline contract value	£1,108,775.39

### ACCESS\*

Patients seen in 24 months	Total	Change since previous quarter
Quarter ending March 2018	11,829	
Quarter ending June 2018	12,060	→
Quarter ending September 2018	11,645	↓
Quarter ending December 2018	11,227	↓
Quarter ending March 2019	12,039	↑
<b>Variance since March 2018</b>	<b>1.8%</b>	<b>→</b>



### ACTIVITY



Adjusted Scheduled Activity (UDA)		
Month	2018	2019
April	1,817	1,534
May	4,339	4,459
June	6,611	6,874
July	9,826	10,402
August	11,976	12,472
September	14,712	14,428
October	18,172	16,980
November	20,851	19,542
December	23,722	21,507
January	26,363	24,352
February	28,911	27,920
March	31,787	31,399
April	32,806	33,338
May	32,835	33,405
June	32,836	33,429

### QUALITY

	Quantity	Base Number	Contract	AT	Region	England
% of FP17s for the same patient ID Re-attending within 3 months - Children	224	4,024	5.6%	11.7%	12.3%	11.8%
% of FP17s for the same patient ID Re-attending within 3 months - Adults	1,249	9,985	12.5%	15.0%	15.9%	15.7%
% of FP17s for the same patient ID Re-attending between 3 & 9 months - Children	1,760	4,024	43.7%	55.0%	60.2%	58.9%
% of FP17s for the same patient ID Re-attending between 3 & 9 months - Adults	3,916	9,985	39.2%	50.5%	53.0%	50.8%
% of FP17s for Band 1 Urgent Courses	905	13,466	6.7%	8.9%	9.1%	9.1%
% of FP17s Relating to Free Repair or Replacements	127	13,466	0.9%	1.2%	1.0%	0.8%
% of FP17s Relating to Continuations	154	13,466	1.1%	1.3%	1.0%	0.9%
% of Patients satisfied with the dentistry they have received	4	4	N/A	93.6%	93.2%	92.5%
% of Patients satisfied with the time they had to wait for an appointment	3	4	N/A	87.6%	88.1%	87.0%

\* This is based on patients treated on this contract for their most recent course of treatment.

Figures in italics indicate the base number of FP17s or Patient Questionnaire responses are less than 100. N/A is shown where the base number of responses is less than 10 during the period. % is calculated as Quantity/Base number\*100



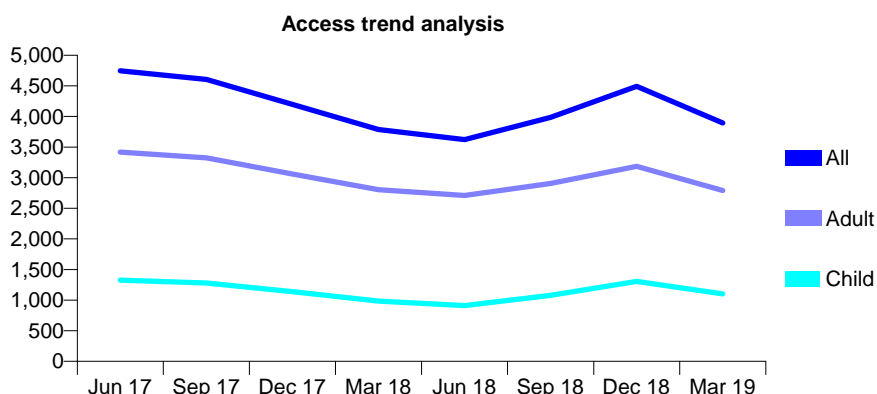
## Q45 - Vital Signs At a Glance Contract Report for 210129/0003 - Year end March 2019

Name or company name	Mr B Johnson, Ms F Beaty and Mr A Quinn
Contract type name	GDS Contract
Purpose of contract	General
Contract start date	02/04/2013
Contract end date	

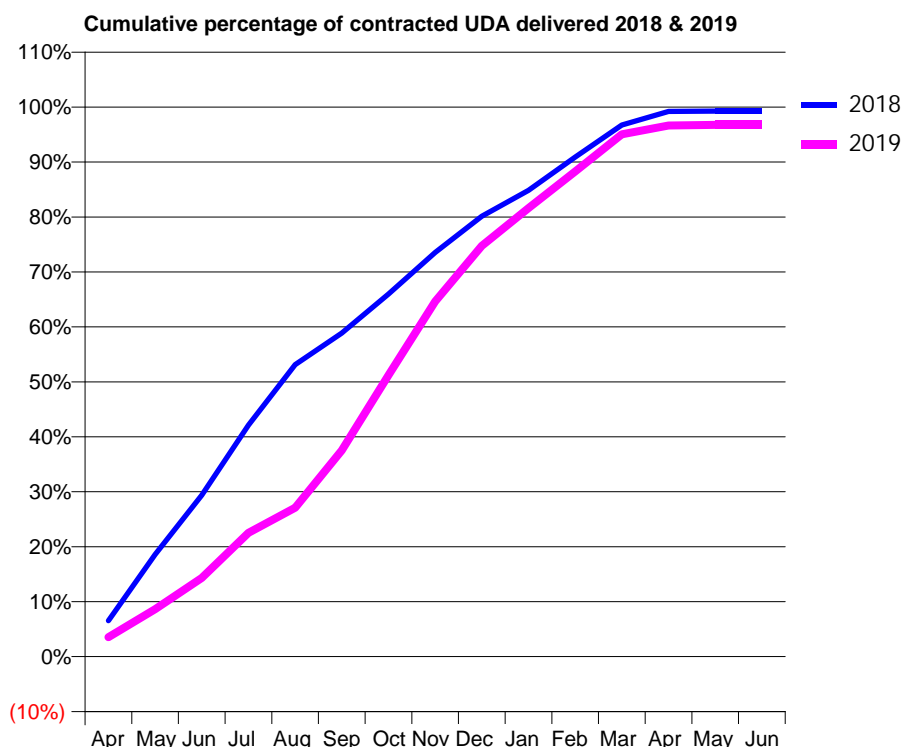
18/19 Contracted general activity (UDA)	9,717
Carry forward general activity (UDA)	70
18/19 Contracted orthodontic activity (UOA)	0
Carry forward orthodontic activity (UOA)	0
Baseline contract value	£276,843.13

### ACCESS\*

Patients seen in 24 months	Total	Change since previous quarter
Quarter ending March 2018	3,788	
Quarter ending June 2018	3,621	↓
Quarter ending September 2018	3,986	↑
Quarter ending December 2018	4,493	↑
Quarter ending March 2019	3,894	↓
<b>Variance since March 2018</b>	<b>2.8%</b>	<b>↑</b>



### ACTIVITY



Adjusted Scheduled Activity (UDA)		
Month	2018	2019
April	636	345
May	1,808	840
June	2,854	1,392
July	4,092	2,190
August	5,162	2,634
September	5,723	3,648
October	6,410	4,977
November	7,146	6,280
December	7,787	7,261
January	8,245	7,932
February	8,833	8,581
March	9,400	9,235
April	9,641	9,390
May	9,646	9,402
June	9,647	9,402

### QUALITY

	Quantity	Base Number	Contract	AT	Region	England
% of FP17s for the same patient ID Re-attending within 3 months - Children	36	1,395	2.6%	11.7%	12.3%	11.8%
% of FP17s for the same patient ID Re-attending within 3 months - Adults	253	3,184	7.9%	15.0%	15.9%	15.7%
% of FP17s for the same patient ID Re-attending between 3 & 9 months - Children	397	1,395	28.5%	55.0%	60.2%	58.9%
% of FP17s for the same patient ID Re-attending between 3 & 9 months - Adults	823	3,184	25.8%	50.5%	53.0%	50.8%
% of FP17s for Band 1 Urgent Courses	295	4,540	6.5%	8.9%	9.1%	9.1%
% of FP17s Relating to Free Repair or Replacements	19	4,540	0.4%	1.2%	1.0%	0.8%
% of FP17s Relating to Continuations	42	4,540	0.9%	1.3%	1.0%	0.9%
% of Patients satisfied with the dentistry they have received	1	1	N/A	93.6%	93.2%	92.5%
% of Patients satisfied with the time they had to wait for an appointment	1	1	N/A	87.6%	88.1%	87.0%

\* This is based on patients treated on this contract for their most recent course of treatment.  
 Figures in *italics* indicate the base number of FP17s or Patient Questionnaire responses are less than 100. N/A is shown where the base number of responses is less than 10 during the period. % is calculated as Quantity/Base number\*100

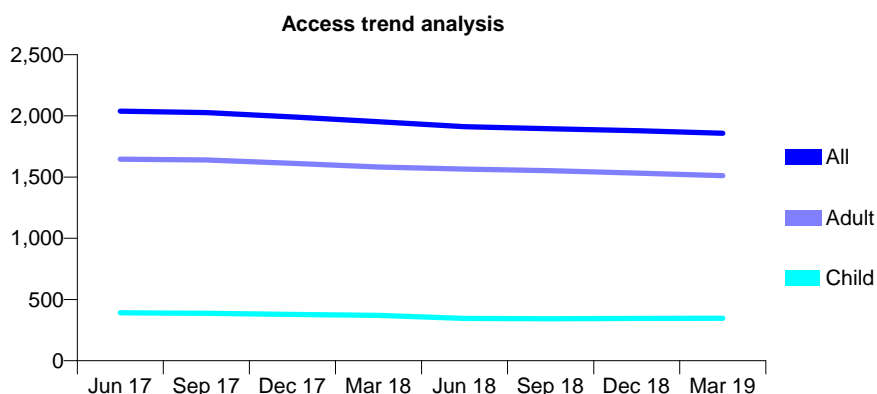
## Q45 - Vital Signs At a Glance Contract Report for 214116/0001 - Year end March 2019

Name or company name	Mr Saad Al Haboubi
Contract type name	GDS Contract
Purpose of contract	General
Contract start date	01/04/2006
Contract end date	

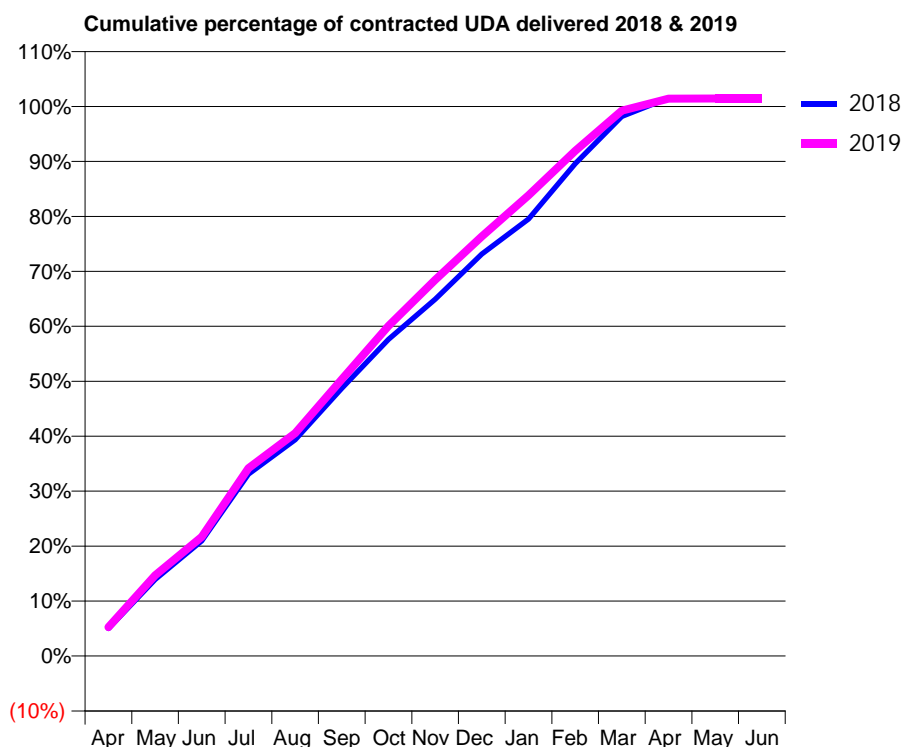
18/19 Contracted general activity (UDA)	6,330
Carry forward general activity (UDA)	-98
18/19 Contracted orthodontic activity (UOA)	0
Carry forward orthodontic activity (UOA)	0
Baseline contract value	£158,848.01

### ACCESS\*

Patients seen in 24 months	Total	Change since previous quarter
Quarter ending March 2018	1,953	
Quarter ending June 2018	1,912	↓
Quarter ending September 2018	1,895	→
Quarter ending December 2018	1,879	→
Quarter ending March 2019	1,858	↓
<b>Variance since March 2018</b>	<b>(4.9%)</b>	<b>↓</b>



### ACTIVITY



Adjusted Scheduled Activity (UDA)		
Month	2018	2019
April	315	333
May	882	930
June	1,326	1,372
July	2,095	2,164
August	2,493	2,568
September	3,084	3,186
October	3,648	3,803
November	4,110	4,333
December	4,630	4,833
January	5,033	5,307
February	5,672	5,819
March	6,214	6,282
April	6,426	6,419
May	6,428	6,421
June	6,428	6,421

### QUALITY

	Quantity	Base Number	Contract	AT	Region	England
% of FP17s for the same patient ID Re-attending within 3 months - Children	30	625	4.8%	11.7%	12.3%	11.8%
% of FP17s for the same patient ID Re-attending within 3 months - Adults	288	2,283	12.6%	15.0%	15.9%	15.7%
% of FP17s for the same patient ID Re-attending between 3 & 9 months - Children	447	625	71.5%	55.0%	60.2%	58.9%
% of FP17s for the same patient ID Re-attending between 3 & 9 months - Adults	1,445	2,283	63.3%	50.5%	53.0%	50.8%
% of FP17s for Band 1 Urgent Courses	186	2,858	6.5%	8.9%	9.1%	9.1%
% of FP17s Relating to Free Repair or Replacements	40	2,858	1.4%	1.2%	1.0%	0.8%
% of FP17s Relating to Continuations	57	2,858	2.0%	1.3%	1.0%	0.9%
% of Patients satisfied with the dentistry they have received	2	2	N/A	93.6%	93.2%	92.5%
% of Patients satisfied with the time they had to wait for an appointment	2	2	N/A	87.6%	88.1%	87.0%

\* This is based on patients treated on this contract for their most recent course of treatment.

Figures in italics indicate the base number of FP17s or Patient Questionnaire responses are less than 100. N/A is shown where the base number of responses is less than 10 during the period. % is calculated as Quantity/Base number\*100

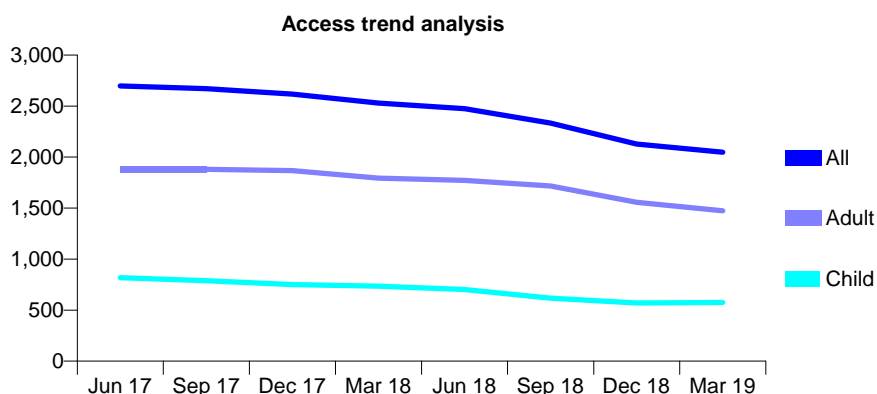
## Q45 - Vital Signs At a Glance Contract Report for 224340/0001 - Year end March 2019

Name or company name	MR T PUTTICK
Contract type name	GDS Contract
Purpose of contract	General and Orthodontic
Contract start date	01/04/2006
Contract end date	

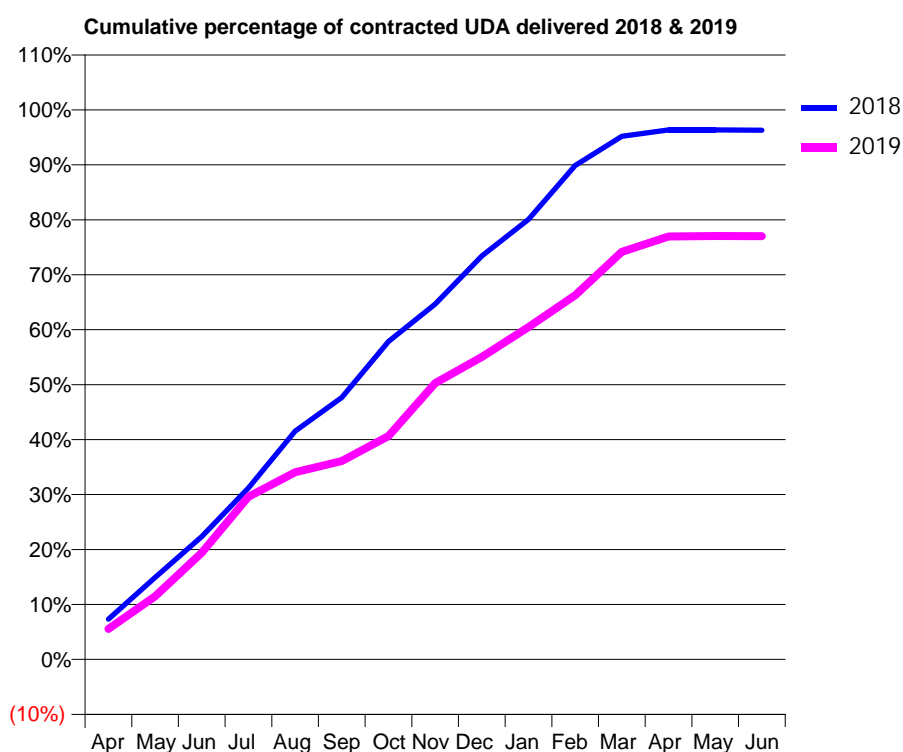
18/19 Contracted general activity (UDA)	7,449
Carry forward general activity (UDA)	147
18/19 Contracted orthodontic activity (UOA)	420
Carry forward orthodontic activity (UOA)	0
Baseline contract value	£256,241.77

### ACCESS\*

Patients seen in 24 months	Total	Change since previous quarter
Quarter ending March 2018	2,529	
Quarter ending June 2018	2,474	↓
Quarter ending September 2018	2,334	↓
Quarter ending December 2018	2,127	↓
Quarter ending March 2019	2,048	↓
<b>Variance since March 2018</b>	<b>(19.0%)</b>	<b>↓</b>



### ACTIVITY



Adjusted Scheduled Activity (UDA)		
Month	2018	2019
April	517	413
May	1,051	855
June	1,573	1,445
July	2,196	2,207
August	2,924	2,537
September	3,351	2,688
October	4,071	3,028
November	4,548	3,744
December	5,162	4,100
January	5,632	4,506
February	6,324	4,936
March	6,695	5,523
April	6,778	5,733
May	6,778	5,738
June	6,775	5,737

### QUALITY

	Quantity	Base Number	Contract	AT	Region	England
% of FP17s for the same patient ID Re-attending within 3 months - Children	94	1,017	9.2%	11.7%	12.3%	11.8%
% of FP17s for the same patient ID Re-attending within 3 months - Adults	162	1,981	8.2%	15.0%	15.9%	15.7%
% of FP17s for the same patient ID Re-attending between 3 & 9 months - Children	318	1,017	31.3%	55.0%	60.2%	58.9%
% of FP17s for the same patient ID Re-attending between 3 & 9 months - Adults	898	1,981	45.3%	50.5%	53.0%	50.8%
% of FP17s for Band 1 Urgent Courses	105	3,022	3.5%	8.9%	9.1%	9.1%
% of FP17s Relating to Free Repair or Replacements	43	3,022	1.4%	1.2%	1.0%	0.8%
% of FP17s Relating to Continuations	24	3,022	0.8%	1.3%	1.0%	0.9%
% of Patients satisfied with the dentistry they have received	0	0	N/A	93.6%	93.2%	92.5%
% of Patients satisfied with the time they had to wait for an appointment	0	0	N/A	87.6%	88.1%	87.0%

\* This is based on patients treated on this contract for their most recent course of treatment.

Figures in italics indicate the base number of FP17s or Patient Questionnaire responses are less than 100. N/A is shown where the base number of responses is less than 10 during the period. % is calculated as Quantity/Base number\*100

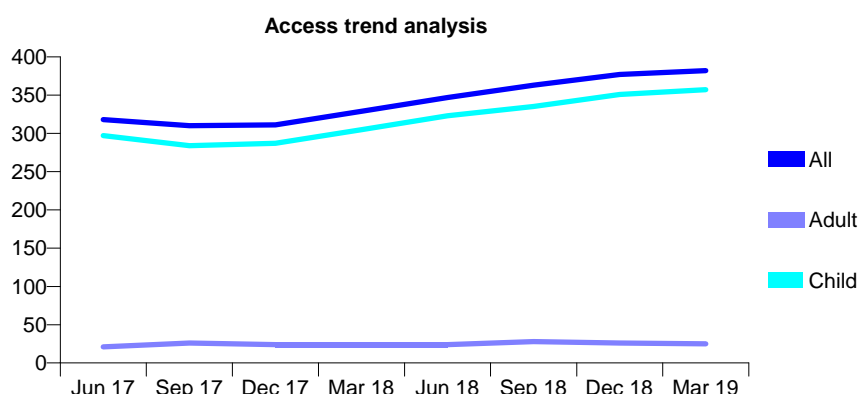
## Q45 - Vital Signs At a Glance Contract Report for 235482/0001 - Year end March 2019

Name or company name	MR C WENHAM
Contract type name	GDS Contract
Purpose of contract	General and Orthodontic
Contract start date	01/04/2006
Contract end date	

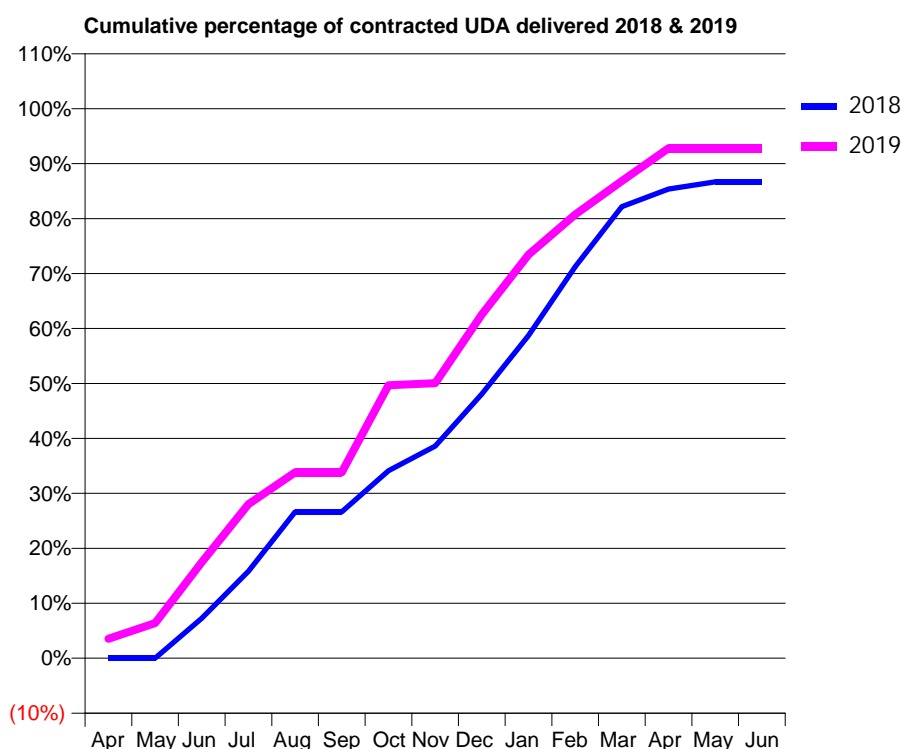
18/19 Contracted general activity (UDA)	1,050
Carry forward general activity (UDA)	0
18/19 Contracted orthodontic activity (UOA)	0
Carry forward orthodontic activity (UOA)	0
Baseline contract value	£18,215.14

### ACCESS\*

Patients seen in 24 months	Total	Change since previous quarter
Quarter ending March 2018	329	
Quarter ending June 2018	347	↑
Quarter ending September 2018	363	↑
Quarter ending December 2018	377	↑
Quarter ending March 2019	382	→
<b>Variance since March 2018</b>	<b>16.1%</b>	<b>↑</b>



### ACTIVITY



Adjusted Scheduled Activity (UDA)		
Month	2018	2019
April	0	37
May	0	67
June	76	183
July	166	294
August	280	355
September	280	355
October	358	521
November	405	526
December	505	657
January	617	771
February	748	848
March	863	912
April	896	974
May	910	974
June	910	974

### QUALITY

	Quantity	Base Number	Contract	AT	Region	England
% of FP17s for the same patient ID Re-attending within 3 months - Children	47	508	9.3%	11.7%	12.3%	11.8%
% of FP17s for the same patient ID Re-attending within 3 months - Adults	2	9	22.2%	15.0%	15.9%	15.7%
% of FP17s for the same patient ID Re-attending between 3 & 9 months - Children	261	508	51.4%	55.0%	60.2%	58.9%
% of FP17s for the same patient ID Re-attending between 3 & 9 months - Adults	3	9	33.3%	50.5%	53.0%	50.8%
% of FP17s for Band 1 Urgent Courses	16	530	3.0%	8.9%	9.1%	9.1%
% of FP17s Relating to Free Repair or Replacements	0	530	0.0%	1.2%	1.0%	0.8%
% of FP17s Relating to Continuations	0	530	0.0%	1.3%	1.0%	0.9%
% of Patients satisfied with the dentistry they have received	0	0	N/A	93.6%	93.2%	92.5%
% of Patients satisfied with the time they had to wait for an appointment	0	0	N/A	87.6%	88.1%	87.0%

\* This is based on patients treated on this contract for their most recent course of treatment.

Figures in italics indicate the base number of FP17s or Patient Questionnaire responses are less than 100. N/A is shown where the base number of responses is less than 10 during the period. % is calculated as Quantity/Base number\*100

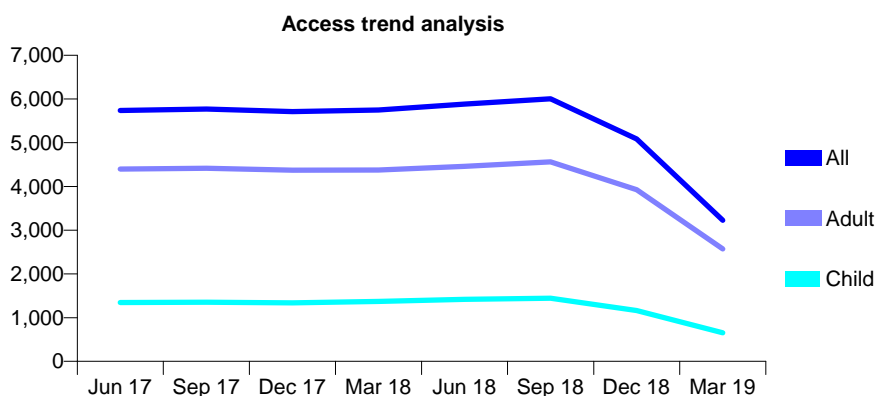
## Q45 - Vital Signs At a Glance Contract Report for 278734/0001 - Year end March 2019

Name or company name	MR NK DIDDEE
Contract type name	PDS Plus Contract
Purpose of contract	General
Contract start date	01/02/2010
Contract end date	31/10/2018

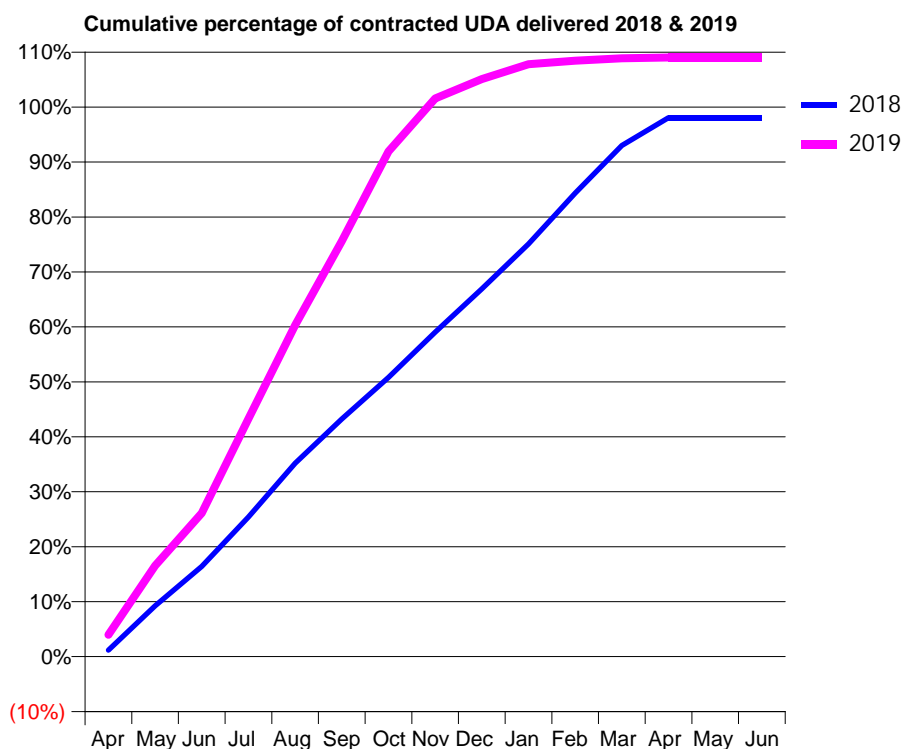
18/19 Contracted general activity (UDA)	10,500
Carry forward general activity (UDA)	308
18/19 Contracted orthodontic activity (UOA)	0
Carry forward orthodontic activity (UOA)	0
Baseline contract value	£301,947.76

### ACCESS\*

Patients seen in 24 months	Total	Change since previous quarter
Quarter ending March 2018	5,747	
Quarter ending June 2018	5,881	↑
Quarter ending September 2018	6,005	↑
Quarter ending December 2018	5,086	↓
Quarter ending March 2019	3,224	↓
<b>Variance since March 2018</b>	<b>(43.9%)</b>	<b>↓</b>



### ACTIVITY



Adjusted Scheduled Activity (UDA)		
Month	2018	2019
April	188	419
May	1,479	1,738
June	2,626	2,741
July	4,067	4,544
August	5,633	6,336
September	6,917	7,935
October	8,129	9,652
November	9,448	10,665
December	10,705	11,035
January	12,016	11,317
February	13,496	11,386
March	14,881	11,432
April	15,692	11,447
May	15,692	11,447
June	15,692	11,447

### QUALITY

	Quantity	Base Number	Contract	AT	Region	England
% of FP17s for the same patient ID Re-attending within 3 months - Children	140	1,562	9.0%	11.7%	12.3%	11.8%
% of FP17s for the same patient ID Re-attending within 3 months - Adults	653	4,663	14.0%	15.0%	15.9%	15.7%
% of FP17s for the same patient ID Re-attending between 3 & 9 months - Children	948	1,562	60.7%	55.0%	60.2%	58.9%
% of FP17s for the same patient ID Re-attending between 3 & 9 months - Adults	2,389	4,663	51.2%	50.5%	53.0%	50.8%
% of FP17s for Band 1 Urgent Courses	388	5,837	6.6%	8.9%	9.1%	9.1%
% of FP17s Relating to Free Repair or Replacements	37	5,837	0.6%	1.2%	1.0%	0.8%
% of FP17s Relating to Continuations	52	5,837	0.9%	1.3%	1.0%	0.9%
% of Patients satisfied with the dentistry they have received	3	3	N/A	93.6%	93.2%	92.5%
% of Patients satisfied with the time they had to wait for an appointment	3	3	N/A	87.6%	88.1%	87.0%

\* This is based on patients treated on this contract for their most recent course of treatment.  
 Figures in italics indicate the base number of FP17s or Patient Questionnaire responses are less than 100. N/A is shown where the base number of responses is less than 10 during the period. % is calculated as Quantity/Base number\*100

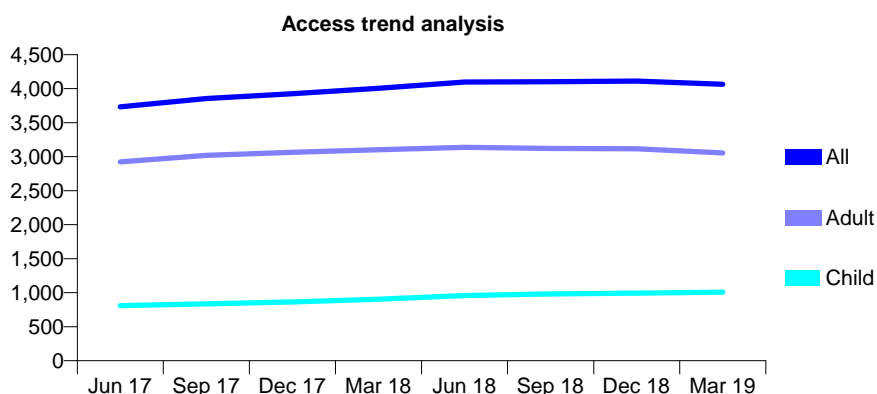
## Q45 - Vital Signs At a Glance Contract Report for 278734/0002 - Year end March 2019

Name or company name	MR NK DIDDEE
Contract type name	GDS Contract
Purpose of contract	General
Contract start date	01/04/2013
Contract end date	

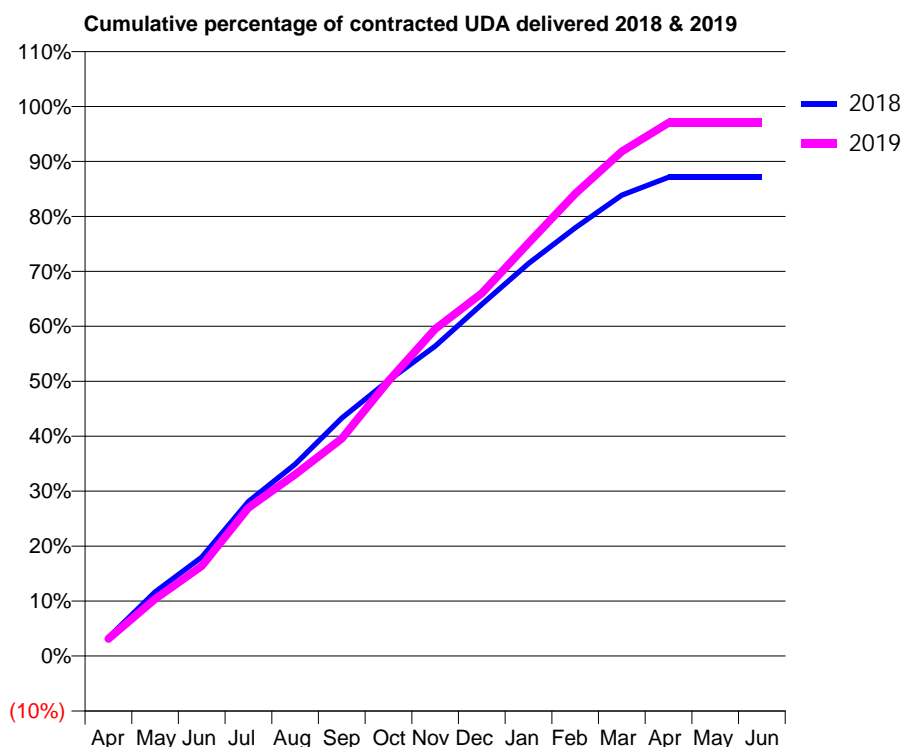
18/19 Contracted general activity (UDA)	12,341
Carry forward general activity (UDA)	0
18/19 Contracted orthodontic activity (UOA)	0
Carry forward orthodontic activity (UOA)	0
Baseline contract value	£324,675.75

### ACCESS\*

Patients seen in 24 months	Total	Change since previous quarter
Quarter ending March 2018	4,006	
Quarter ending June 2018	4,098	↑
Quarter ending September 2018	4,102	→
Quarter ending December 2018	4,112	→
Quarter ending March 2019	4,063	↓
<b>Variance since March 2018</b>	<b>1.4%</b>	<b>→</b>



### ACTIVITY



Adjusted Scheduled Activity (UDA)		
Month	2018	2019
April	415	387
May	1,439	1,283
June	2,220	2,022
July	3,469	3,331
August	4,309	4,076
September	5,344	4,883
October	6,186	6,176
November	6,961	7,346
December	7,898	8,145
January	8,817	9,274
February	9,614	10,382
March	10,347	11,330
April	10,754	11,972
May	10,754	11,972
June	10,754	11,972

### QUALITY

	Quantity	Base Number	Contract	AT	Region	England
% of FP17s for the same patient ID Re-attending within 3 months - Children	62	1,273	4.9%	11.7%	12.3%	11.8%
% of FP17s for the same patient ID Re-attending within 3 months - Adults	418	3,763	11.1%	15.0%	15.9%	15.7%
% of FP17s for the same patient ID Re-attending between 3 & 9 months - Children	613	1,273	48.2%	55.0%	60.2%	58.9%
% of FP17s for the same patient ID Re-attending between 3 & 9 months - Adults	1,793	3,763	47.6%	50.5%	53.0%	50.8%
% of FP17s for Band 1 Urgent Courses	266	5,121	5.2%	8.9%	9.1%	9.1%
% of FP17s Relating to Free Repair or Replacements	40	5,121	0.8%	1.2%	1.0%	0.8%
% of FP17s Relating to Continuations	66	5,121	1.3%	1.3%	1.0%	0.9%
% of Patients satisfied with the dentistry they have received	10	10	100.0%	93.6%	93.2%	92.5%
% of Patients satisfied with the time they had to wait for an appointment	9	10	90.0%	87.6%	88.1%	87.0%

\* This is based on patients treated on this contract for their most recent course of treatment.

Figures in italics indicate the base number of FP17s or Patient Questionnaire responses are less than 100. N/A is shown where the base number of responses is less than 10 during the period. % is calculated as Quantity/Base number\*100

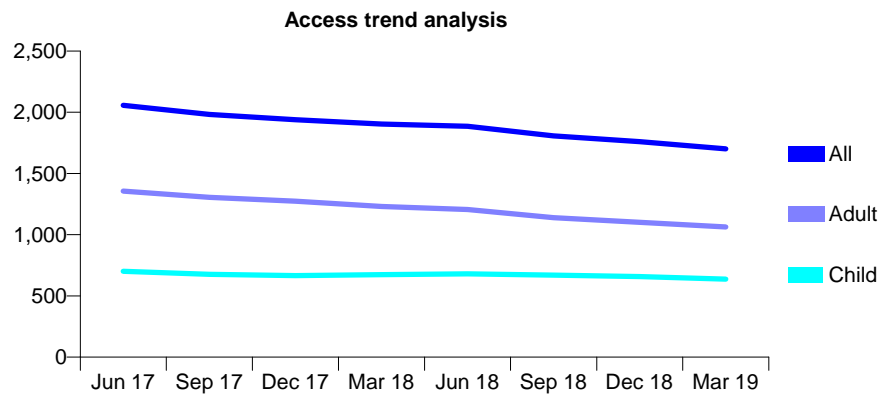
## Q45 - Vital Signs At a Glance Contract Report for 279145/0001 - Year end March 2019

Name or company name	MR AK ZARKADIS
Contract type name	GDS Contract
Purpose of contract	General
Contract start date	20/09/2010
Contract end date	

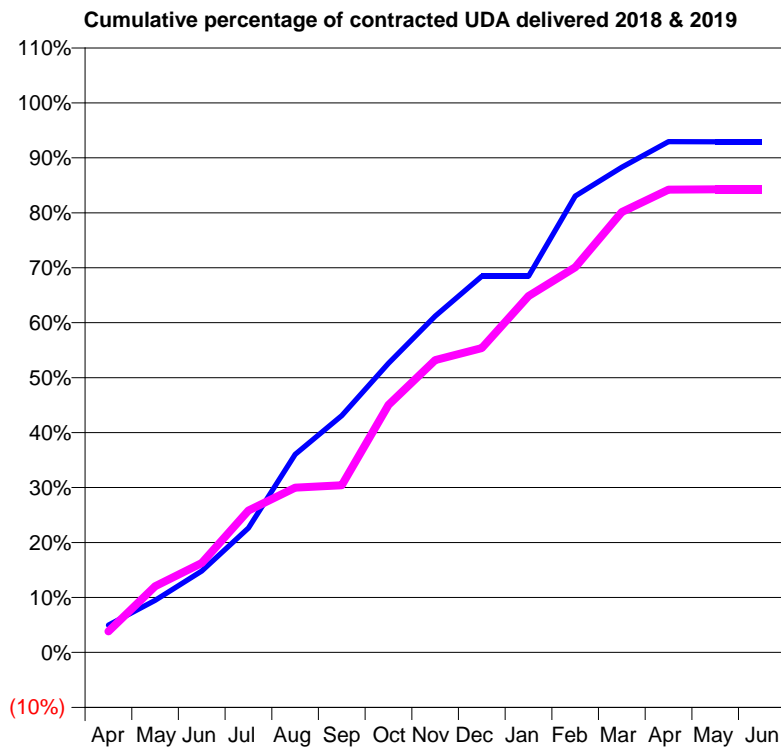
18/19 Contracted general activity (UDA)	5,795
Carry forward general activity (UDA)	0
18/19 Contracted orthodontic activity (UOA)	0
Carry forward orthodontic activity (UOA)	0
Baseline contract value	£135,311.05

### ACCESS\*

Patients seen in 24 months	Total	Change since previous quarter
Quarter ending March 2018	1,904	
Quarter ending June 2018	1,885	→
Quarter ending September 2018	1,808	↓
Quarter ending December 2018	1,760	↓
Quarter ending March 2019	1,701	↓
<b>Variance since March 2018</b>	<b>(10.7%)</b>	<b>↓</b>



### ACTIVITY



Adjusted Scheduled Activity (UDA)		
Month	2018	2019
April	288	222
May	550	698
June	858	944
July	1,313	1,496
August	2,088	1,737
September	2,497	1,762
October	3,049	2,611
November	3,547	3,083
December	3,967	3,210
January	3,967	3,758
February	4,813	4,063
March	5,116	4,643
April	5,387	4,880
May	5,384	4,883
June	5,384	4,884

### QUALITY

	Quantity	Base Number	Contract	AT	Region	England
% of FP17s for the same patient ID Re-attending within 3 months - Children	58	991	5.9%	11.7%	12.3%	11.8%
% of FP17s for the same patient ID Re-attending within 3 months - Adults	227	1,414	16.1%	15.0%	15.9%	15.7%
% of FP17s for the same patient ID Re-attending between 3 & 9 months - Children	665	991	67.1%	55.0%	60.2%	58.9%
% of FP17s for the same patient ID Re-attending between 3 & 9 months - Adults	841	1,414	59.5%	50.5%	53.0%	50.8%
% of FP17s for Band 1 Urgent Courses	94	2,396	3.9%	8.9%	9.1%	9.1%
% of FP17s Relating to Free Repair or Replacements	17	2,396	0.7%	1.2%	1.0%	0.8%
% of FP17s Relating to Continuations	66	2,396	2.8%	1.3%	1.0%	0.9%
% of Patients satisfied with the dentistry they have received	1	1	N/A	93.6%	93.2%	92.5%
% of Patients satisfied with the time they had to wait for an appointment	1	1	N/A	87.6%	88.1%	87.0%

\* This is based on patients treated on this contract for their most recent course of treatment. Figures in italics indicate the base number of FP17s or Patient Questionnaire responses are less than 100. N/A is shown where the base number of responses is less than 10 during the period. % is calculated as Quantity/Base number\*100



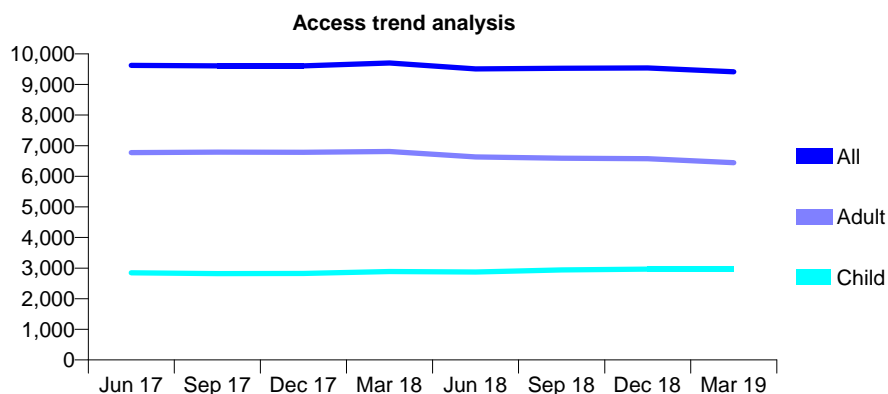
## Q45 - Vital Signs At a Glance Contract Report for 298735/0001 - Year end March 2019

Name or company name	MR A HUSSAIN
Contract type name	Pilot Contract
Purpose of contract	General
Contract start date	31/03/2014
Contract end date	31/03/2020

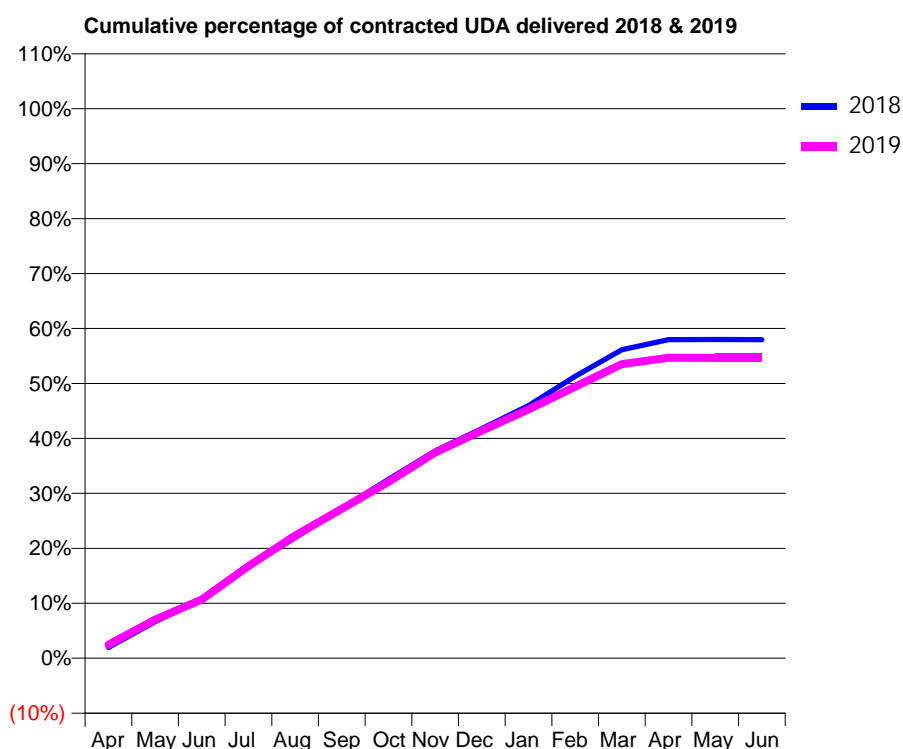
18/19 Contracted general activity (UDA)	43,820
Carry forward general activity (UDA)	0
18/19 Contracted orthodontic activity (UOA)	0
Carry forward orthodontic activity (UOA)	0
Baseline contract value	£1,287,926.42

### ACCESS\*

Patients seen in 24 months	Total	Change since previous quarter
Quarter ending March 2018	9,701	
Quarter ending June 2018	9,508	↓
Quarter ending September 2018	9,527	→
Quarter ending December 2018	9,542	→
Quarter ending March 2019	9,413	↓
<b>Variance since March 2018</b>	<b>(3.0%)</b>	<b>↓</b>



### ACTIVITY



Adjusted Scheduled Activity (UDA)		
Month	2018	2019
April	862	1,075
May	2,918	3,076
June	4,717	4,678
July	7,311	7,345
August	9,618	9,780
September	11,952	11,917
October	14,266	14,055
November	16,534	16,407
December	18,307	18,141
January	20,147	19,837
February	22,474	21,651
March	24,598	23,453
April	25,398	23,964
May	25,410	23,953
June	25,404	23,949

### QUALITY

	Quantity	Base Number	Contract	AT	Region	England
% of FP17s for the same patient ID Re-attending within 3 months - Children	319	4,142	7.7%	11.7%	12.3%	11.8%
% of FP17s for the same patient ID Re-attending within 3 months - Adults	1,275	7,873	16.2%	15.0%	15.9%	15.7%
% of FP17s for the same patient ID Re-attending between 3 & 9 months - Children	2,284	4,142	55.1%	55.0%	60.2%	58.9%
% of FP17s for the same patient ID Re-attending between 3 & 9 months - Adults	3,260	7,873	41.4%	50.5%	53.0%	50.8%
% of FP17s for Band 1 Urgent Courses	636	11,701	5.4%	8.9%	9.1%	9.1%
% of FP17s Relating to Free Repair or Replacements	208	11,701	1.8%	1.2%	1.0%	0.8%
% of FP17s Relating to Continuations	207	11,701	1.8%	1.3%	1.0%	0.9%
% of Patients satisfied with the dentistry they have received	5	5	N/A	93.6%	93.2%	92.5%
% of Patients satisfied with the time they had to wait for an appointment	5	5	N/A	87.6%	88.1%	87.0%

\* This is based on patients treated on this contract for their most recent course of treatment. Figures in italics indicate the base number of FP17s or Patient Questionnaire responses are less than 100. N/A is shown where the base number of responses is less than 10 during the period. % is calculated as Quantity/Base number\*100

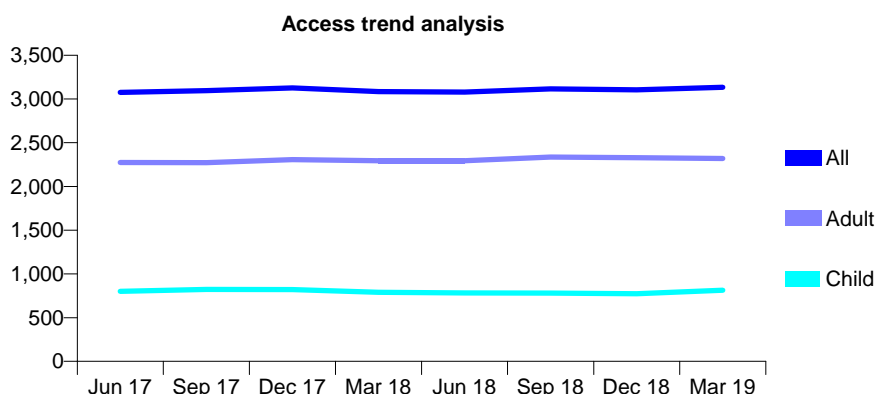
## Q45 - Vital Signs At a Glance Contract Report for 325147/0001 - Year end March 2019

Name or company name	MR SG HEMSLEY
Contract type name	Pilot Contract
Purpose of contract	General
Contract start date	01/04/2006
Contract end date	

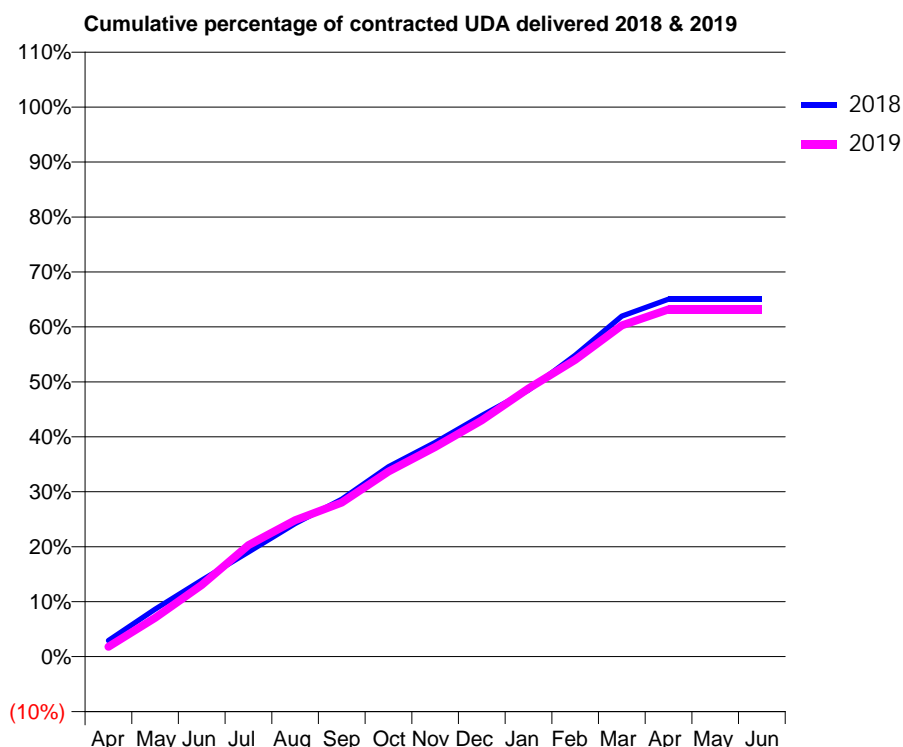
18/19 Contracted general activity (UDA)	12,000
Carry forward general activity (UDA)	0
18/19 Contracted orthodontic activity (UOA)	0
Carry forward orthodontic activity (UOA)	0
Baseline contract value	£361,878.91

### ACCESS\*

Patients seen in 24 months	Total	Change since previous quarter
Quarter ending March 2018	3,084	
Quarter ending June 2018	3,078	→
Quarter ending September 2018	3,116	→
Quarter ending December 2018	3,104	→
Quarter ending March 2019	3,133	→
<b>Variance since March 2018</b>	<b>1.6%</b>	<b>→</b>



### ACTIVITY



Adjusted Scheduled Activity (UDA)		
Month	2018	2019
April	351	218
May	1,039	849
June	1,669	1,566
July	2,285	2,435
August	2,907	2,980
September	3,438	3,364
October	4,147	4,040
November	4,679	4,576
December	5,266	5,159
January	5,821	5,855
February	6,583	6,481
March	7,437	7,232
April	7,807	7,581
May	7,807	7,581
June	7,807	7,581

### QUALITY

	Quantity	Base Number	Contract	AT	Region	England
% of FP17s for the same patient ID Re-attending within 3 months - Children	22	703	3.1%	11.7%	12.3%	11.8%
% of FP17s for the same patient ID Re-attending within 3 months - Adults	220	2,035	10.8%	15.0%	15.9%	15.7%
% of FP17s for the same patient ID Re-attending between 3 & 9 months - Children	136	703	19.3%	55.0%	60.2%	58.9%
% of FP17s for the same patient ID Re-attending between 3 & 9 months - Adults	468	2,035	23.0%	50.5%	53.0%	50.8%
% of FP17s for Band 1 Urgent Courses	32	2,749	1.2%	8.9%	9.1%	9.1%
% of FP17s Relating to Free Repair or Replacements	38	2,749	1.4%	1.2%	1.0%	0.8%
% of FP17s Relating to Continuations	69	2,749	2.5%	1.3%	1.0%	0.9%
% of Patients satisfied with the dentistry they have received	4	4	N/A	93.6%	93.2%	92.5%
% of Patients satisfied with the time they had to wait for an appointment	4	4	N/A	87.6%	88.1%	87.0%

\* This is based on patients treated on this contract for their most recent course of treatment.  
 Figures in *italics* indicate the base number of FP17s or Patient Questionnaire responses are less than 100. N/A is shown where the base number of responses is less than 10 during the period. % is calculated as Quantity/Base number\*100

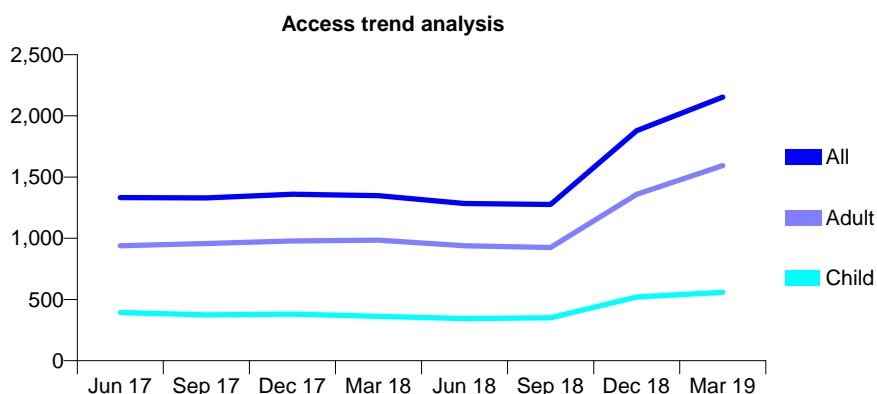
## Q45 - Vital Signs At a Glance Contract Report for 326445/0001 - Year end March 2019

Name or company name	MRS M PUTTICK
Contract type name	GDS Contract
Purpose of contract	General
Contract start date	01/04/2006
Contract end date	

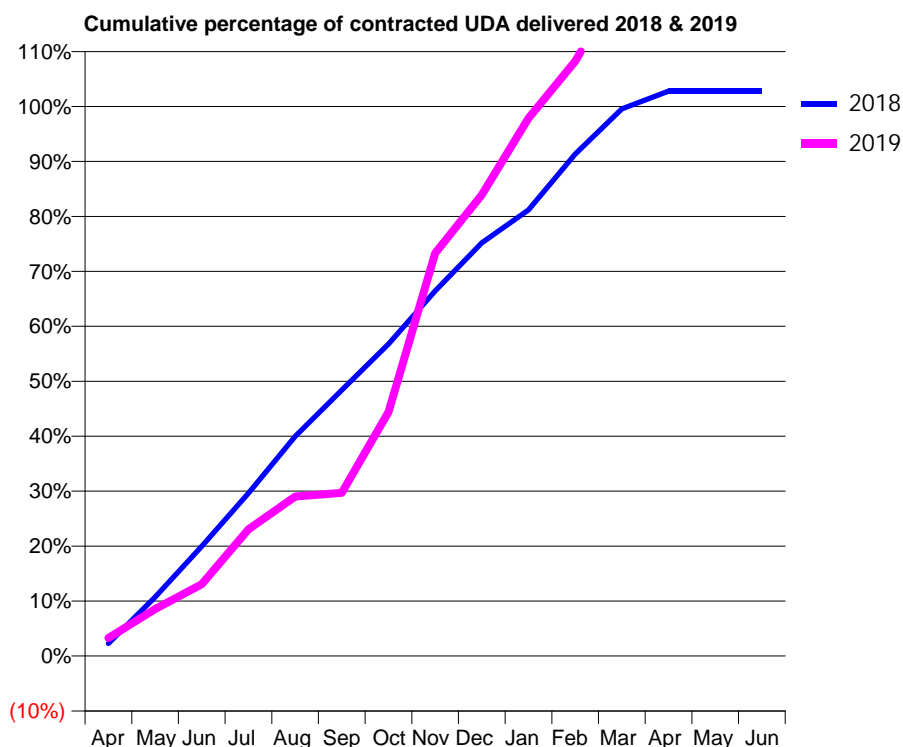
18/19 Contracted general activity (UDA)	4,030
Carry forward general activity (UDA)	0
18/19 Contracted orthodontic activity (UOA)	0
Carry forward orthodontic activity (UOA)	0
Baseline contract value	£125,090.23

### ACCESS\*

Patients seen in 24 months	Total	Change since previous quarter
Quarter ending March 2018	1,348	
Quarter ending June 2018	1,285	↓
Quarter ending September 2018	1,276	→
Quarter ending December 2018	1,880	↑
Quarter ending March 2019	2,153	↑
<b>Variance since March 2018</b>	<b>59.7%</b>	<b>↑</b>



### ACTIVITY



Adjusted Scheduled Activity (UDA)		
Month	2018	2019
April	92	132
May	433	345
June	804	526
July	1,194	930
August	1,612	1,170
September	1,949	1,196
October	2,288	1,789
November	2,678	2,955
December	3,029	3,381
January	3,272	3,944
February	3,680	4,362
March	4,012	4,931
April	4,142	5,246
May	4,142	5,250
June	4,142	5,250

### QUALITY

	Quantity	Base Number	Contract	AT	Region	England
% of FP17s for the same patient ID Re-attending within 3 months - Children	32	708	4.5%	11.7%	12.3%	11.8%
% of FP17s for the same patient ID Re-attending within 3 months - Adults	126	1,880	6.7%	15.0%	15.9%	15.7%
% of FP17s for the same patient ID Re-attending between 3 & 9 months - Children	218	708	30.8%	55.0%	60.2%	58.9%
% of FP17s for the same patient ID Re-attending between 3 & 9 months - Adults	545	1,880	29.0%	50.5%	53.0%	50.8%
% of FP17s for Band 1 Urgent Courses	137	2,663	5.1%	8.9%	9.1%	9.1%
% of FP17s Relating to Free Repair or Replacements	22	2,663	0.8%	1.2%	1.0%	0.8%
% of FP17s Relating to Continuations	23	2,663	0.9%	1.3%	1.0%	0.9%
% of Patients satisfied with the dentistry they have received	2	2	N/A	93.6%	93.2%	92.5%
% of Patients satisfied with the time they had to wait for an appointment	2	2	N/A	87.6%	88.1%	87.0%

\* This is based on patients treated on this contract for their most recent course of treatment.

Figures in italics indicate the base number of FP17s or Patient Questionnaire responses are less than 100. N/A is shown where the base number of responses is less than 10 during the period. % is calculated as Quantity/Base number\*100

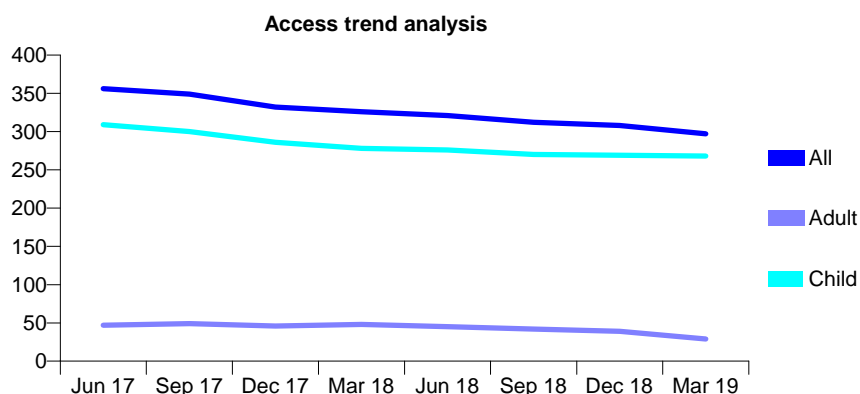
## Q45 - Vital Signs At a Glance Contract Report for 326755/0001 - Year end March 2019

Name or company name	MR FN PLAHE
Contract type name	GDS Contract
Purpose of contract	General
Contract start date	01/04/2006
Contract end date	

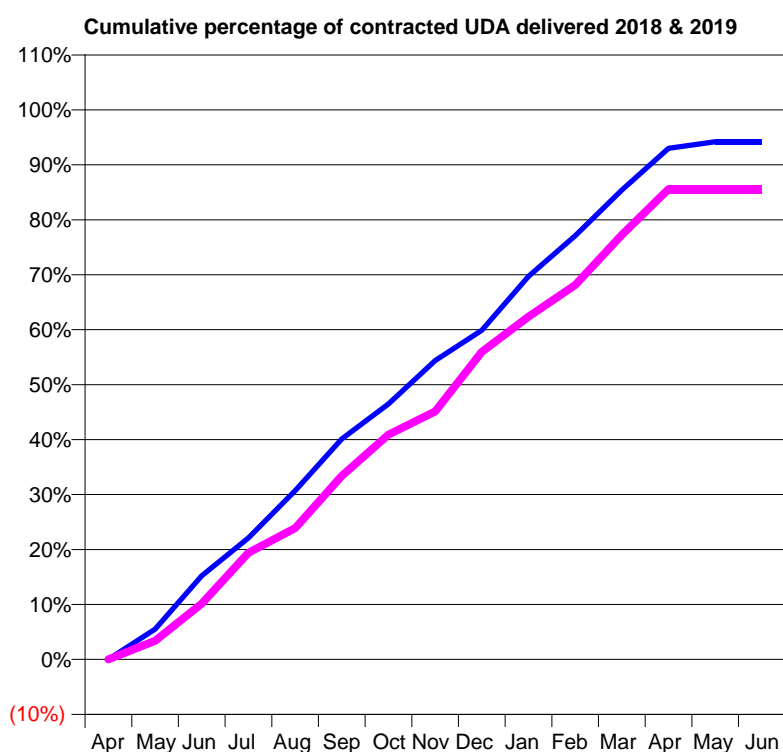
18/19 Contracted general activity (UDA)	1,678
Carry forward general activity (UDA)	0
18/19 Contracted orthodontic activity (UOA)	0
Carry forward orthodontic activity (UOA)	0
Baseline contract value	£48,721.57

### ACCESS\*

Patients seen in 24 months	Total	Change since previous quarter
Quarter ending March 2018	326	
Quarter ending June 2018	321	↓
Quarter ending September 2018	312	↓
Quarter ending December 2018	308	↓
Quarter ending March 2019	297	↓
<b>Variance since March 2018</b>	<b>(8.9%)</b>	<b>↓</b>



### ACTIVITY



Adjusted Scheduled Activity (UDA)		
Month	2018	2019
April	0	0
May	93	57
June	255	170
July	371	325
August	515	401
September	673	560
October	780	686
November	913	757
December	1,005	939
January	1,170	1,046
February	1,294	1,143
March	1,433	1,296
April	1,560	1,436
May	1,580	1,436
June	1,580	1,436

### QUALITY

	Quantity	Base Number	Contract	AT	Region	England
% of FP17s for the same patient ID Re-attending within 3 months - Children	220	680	32.4%	11.7%	12.3%	11.8%
% of FP17s for the same patient ID Re-attending within 3 months - Adults	0	0	N/A	15.0%	15.9%	15.7%
% of FP17s for the same patient ID Re-attending between 3 & 9 months - Children	344	680	50.6%	55.0%	60.2%	58.9%
% of FP17s for the same patient ID Re-attending between 3 & 9 months - Adults	0	0	N/A	50.5%	53.0%	50.8%
% of FP17s for Band 1 Urgent Courses	98	665	14.7%	8.9%	9.1%	9.1%
% of FP17s Relating to Free Repair or Replacements	1	665	0.2%	1.2%	1.0%	0.8%
% of FP17s Relating to Continuations	12	665	1.8%	1.3%	1.0%	0.9%
% of Patients satisfied with the dentistry they have received	2	2	N/A	93.6%	93.2%	92.5%
% of Patients satisfied with the time they had to wait for an appointment	2	2	N/A	87.6%	88.1%	87.0%

\* This is based on patients treated on this contract for their most recent course of treatment.

Figures in italics indicate the base number of FP17s or Patient Questionnaire responses are less than 100. N/A is shown where the base number of responses is less than 10 during the period. % is calculated as Quantity/Base number\*100

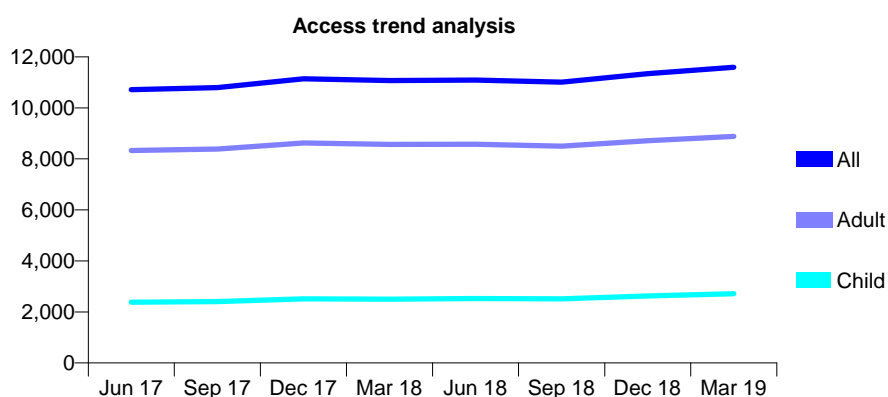
## Q45 - Vital Signs At a Glance Contract Report for 328146/0001 - Year end March 2019

Name or company name	MR ND SMITH
Contract type name	GDS Contract
Purpose of contract	General and Orthodontic
Contract start date	01/04/2006
Contract end date	

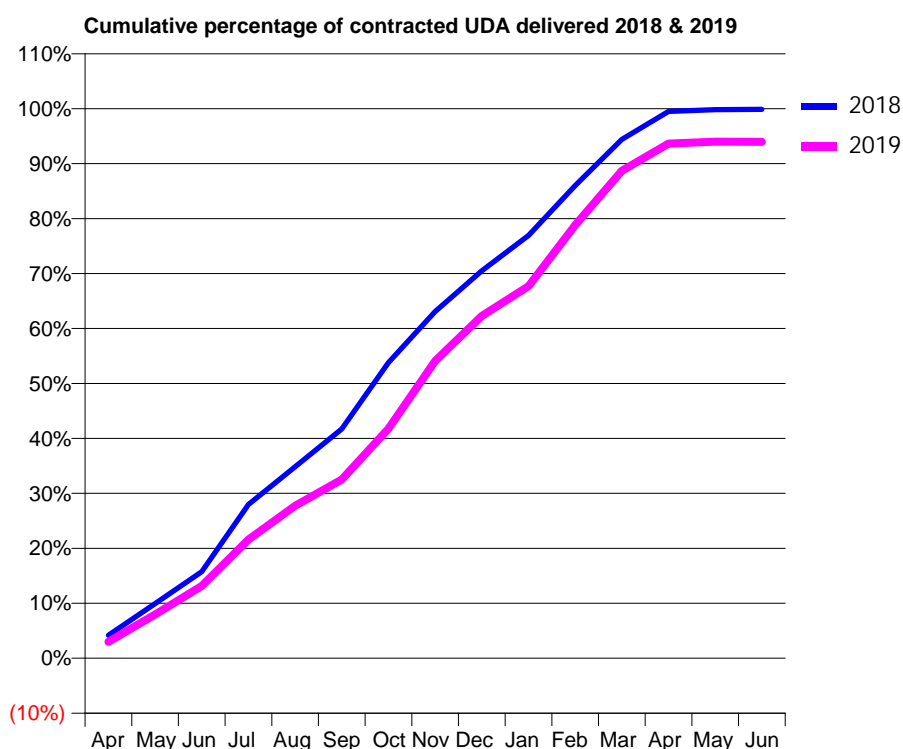
18/19 Contracted general activity (UDA)	36,811
Carry forward general activity (UDA)	47
18/19 Contracted orthodontic activity (UOA)	630
Carry forward orthodontic activity (UOA)	0
Baseline contract value	£957,586.81

### ACCESS\*

Patients seen in 24 months	Total	Change since previous quarter
Quarter ending March 2018	11,070	
Quarter ending June 2018	11,095	→
Quarter ending September 2018	11,007	→
Quarter ending December 2018	11,338	↑
Quarter ending March 2019	11,593	↑
<b>Variance since March 2018</b>	<b>4.7%</b>	<b>↑</b>



### ACTIVITY



Adjusted Scheduled Activity (UDA)		
Month	2018	2019
April	1,415	1,103
May	3,361	2,935
June	5,321	4,837
July	9,453	7,950
August	11,790	10,215
September	14,112	11,977
October	18,195	15,379
November	21,328	19,917
December	23,833	22,925
January	26,004	24,918
February	29,085	29,008
March	31,911	32,644
April	33,637	34,464
May	33,752	34,606
June	33,764	34,590

### QUALITY

	Quantity	Base Number	Contract	AT	Region	England
% of FP17s for the same patient ID Re-attending within 3 months - Children	289	3,306	8.7%	11.7%	12.3%	11.8%
% of FP17s for the same patient ID Re-attending within 3 months - Adults	1,499	10,782	13.9%	15.0%	15.9%	15.7%
% of FP17s for the same patient ID Re-attending between 3 & 9 months - Children	1,366	3,306	41.3%	55.0%	60.2%	58.9%
% of FP17s for the same patient ID Re-attending between 3 & 9 months - Adults	4,739	10,782	44.0%	50.5%	53.0%	50.8%
% of FP17s for Band 1 Urgent Courses	1,134	14,062	8.1%	8.9%	9.1%	9.1%
% of FP17s Relating to Free Repair or Replacements	90	14,062	0.6%	1.2%	1.0%	0.8%
% of FP17s Relating to Continuations	201	14,062	1.4%	1.3%	1.0%	0.9%
% of Patients satisfied with the dentistry they have received	5	7	N/A	93.6%	93.2%	92.5%
% of Patients satisfied with the time they had to wait for an appointment	2	7	N/A	87.6%	88.1%	87.0%

\* This is based on patients treated on this contract for their most recent course of treatment.

Figures in italics indicate the base number of FP17s or Patient Questionnaire responses are less than 100. N/A is shown where the base number of responses is less than 10 during the period. % is calculated as Quantity/Base number\*100

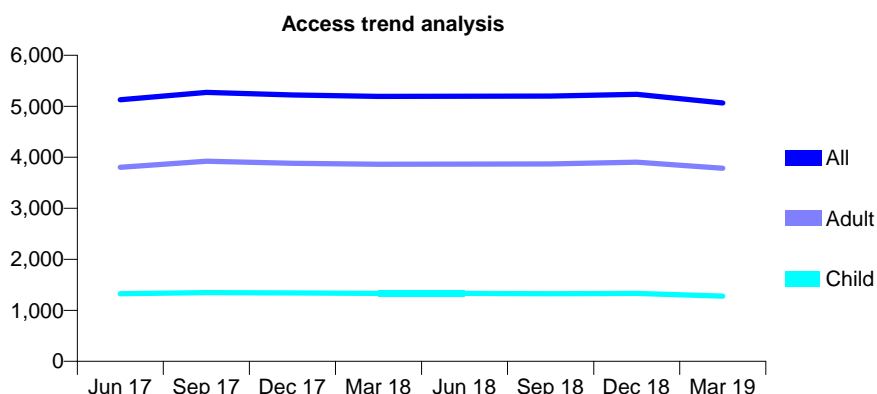
## Q45 - Vital Signs At a Glance Contract Report for 329711/0002 - Year end March 2019

Name or company name	MR S NEPALI
Contract type name	GDS Contract
Purpose of contract	General
Contract start date	01/04/2006
Contract end date	

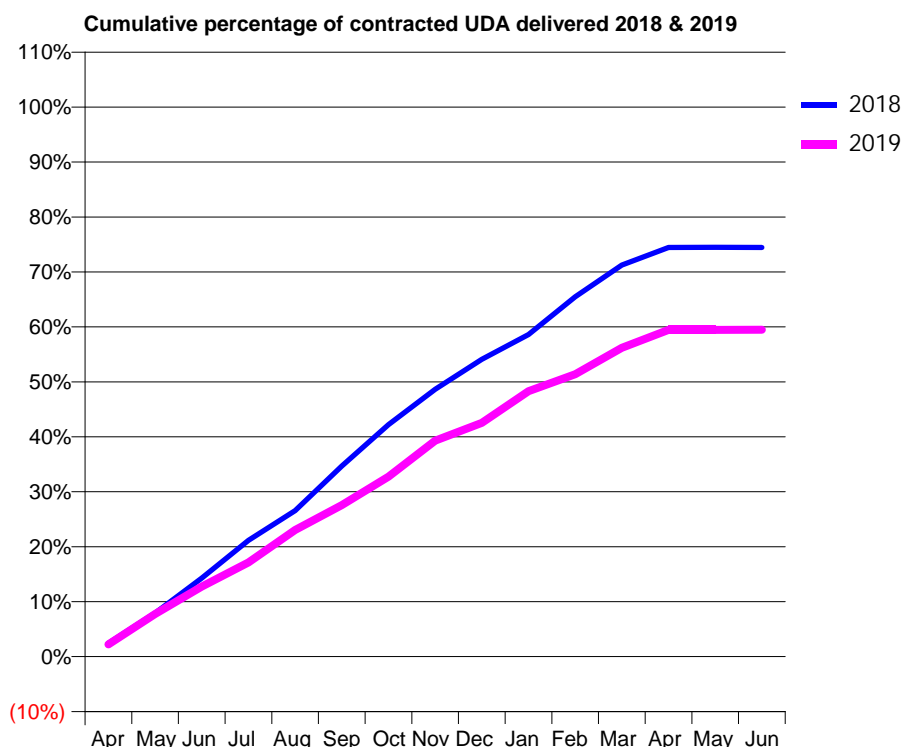
18/19 Contracted general activity (UDA)	19,500
Carry forward general activity (UDA)	0
18/19 Contracted orthodontic activity (UOA)	0
Carry forward orthodontic activity (UOA)	0
Baseline contract value	£531,081.86

### ACCESS\*

Patients seen in 24 months	Total	Change since previous quarter
Quarter ending March 2018	5,194	
Quarter ending June 2018	5,197	→
Quarter ending September 2018	5,199	→
Quarter ending December 2018	5,236	→
Quarter ending March 2019	5,066	↓
<b>Variance since March 2018</b>	<b>(2.5%)</b>	<b>↓</b>



### ACTIVITY



Month	Adjusted Scheduled Activity (UDA)	
	2018	2019
April	475	440
May	1,549	1,516
June	2,786	2,485
July	4,125	3,342
August	5,185	4,497
September	6,761	5,378
October	8,230	6,388
November	9,485	7,663
December	10,549	8,293
January	11,431	9,421
February	12,768	10,021
March	13,896	10,958
April	14,514	11,591
May	14,524	11,595
June	14,522	11,602

### QUALITY

	Quantity	Base Number	Contract	AT	Region	England
% of FP17s for the same patient ID Re-attending within 3 months - Children	87	1,331	6.5%	11.7%	12.3%	11.8%
% of FP17s for the same patient ID Re-attending within 3 months - Adults	550	3,949	13.9%	15.0%	15.9%	15.7%
% of FP17s for the same patient ID Re-attending between 3 & 9 months - Children	566	1,331	42.5%	55.0%	60.2%	58.9%
% of FP17s for the same patient ID Re-attending between 3 & 9 months - Adults	1,828	3,949	46.3%	50.5%	53.0%	50.8%
% of FP17s for Band 1 Urgent Courses	583	5,244	11.1%	8.9%	9.1%	9.1%
% of FP17s Relating to Free Repair or Replacements	74	5,244	1.4%	1.2%	1.0%	0.8%
% of FP17s Relating to Continuations	70	5,244	1.3%	1.3%	1.0%	0.9%
% of Patients satisfied with the dentistry they have received	2	2	N/A	93.6%	93.2%	92.5%
% of Patients satisfied with the time they had to wait for an appointment	2	2	N/A	87.6%	88.1%	87.0%

\* This is based on patients treated on this contract for their most recent course of treatment.

Figures in *italics* indicate the base number of FP17s or Patient Questionnaire responses are less than 100. N/A is shown where the base number of responses is less than 10 during the period. % is calculated as Quantity/Base number\*100

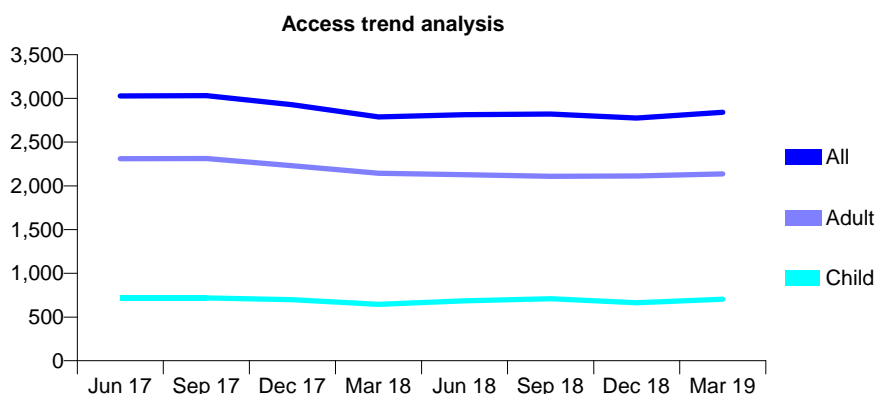
## Q45 - Vital Signs At a Glance Contract Report for 331260/0001 - Year end March 2019

Name or company name	MRS CR WILLIS
Contract type name	GDS Contract
Purpose of contract	General
Contract start date	01/04/2006
Contract end date	

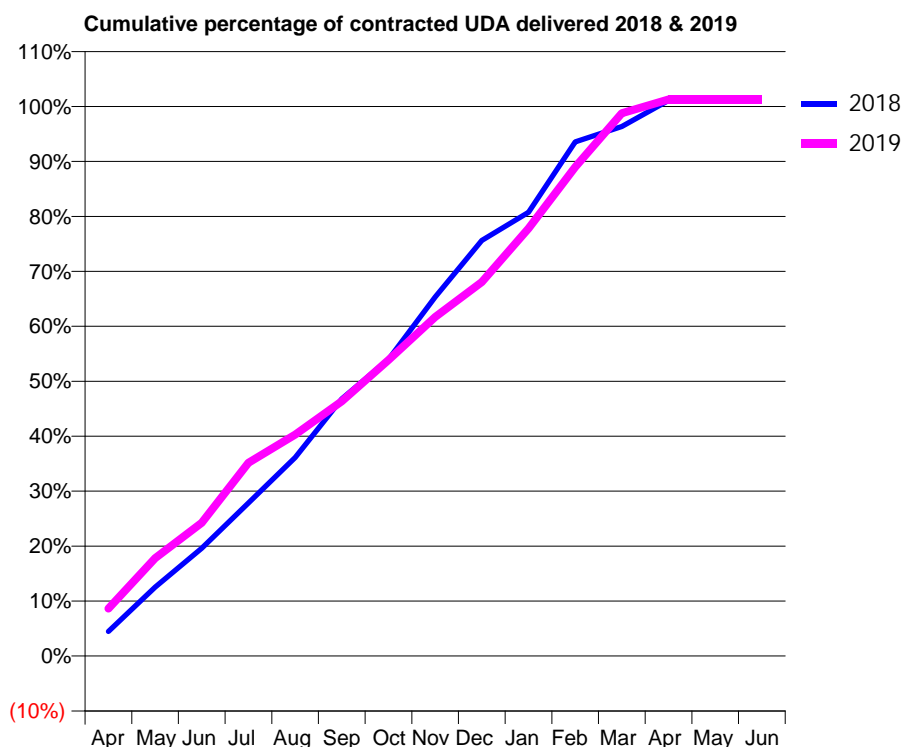
18/19 Contracted general activity (UDA)	8,101
Carry forward general activity (UDA)	-81
18/19 Contracted orthodontic activity (UOA)	0
Carry forward orthodontic activity (UOA)	0
Baseline contract value	£214,339.22

### ACCESS\*

Patients seen in 24 months	Total	Change since previous quarter
Quarter ending March 2018	2,789	
Quarter ending June 2018	2,813	→
Quarter ending September 2018	2,820	→
Quarter ending December 2018	2,775	↓
Quarter ending March 2019	2,840	↑
<b>Variance since March 2018</b>	<b>1.8%</b>	<b>→</b>



### ACTIVITY



Adjusted Scheduled Activity (UDA)		
Month	2018	2019
April	330	699
May	924	1,443
June	1,445	1,965
July	2,051	2,849
August	2,660	3,265
September	3,445	3,755
October	3,976	4,364
November	4,812	4,998
December	5,568	5,511
January	5,947	6,302
February	6,890	7,207
March	7,096	8,002
April	7,446	8,205
May	7,446	8,205
June	7,446	8,205

### QUALITY

	Quantity	Base Number	Contract	AT	Region	England
% of FP17s for the same patient ID Re-attending within 3 months - Children	26	989	2.6%	11.7%	12.3%	11.8%
% of FP17s for the same patient ID Re-attending within 3 months - Adults	290	3,040	9.5%	15.0%	15.9%	15.7%
% of FP17s for the same patient ID Re-attending between 3 & 9 months - Children	286	989	28.9%	55.0%	60.2%	58.9%
% of FP17s for the same patient ID Re-attending between 3 & 9 months - Adults	946	3,040	31.1%	50.5%	53.0%	50.8%
% of FP17s for Band 1 Urgent Courses	288	3,654	7.9%	8.9%	9.1%	9.1%
% of FP17s Relating to Free Repair or Replacements	37	3,654	1.0%	1.2%	1.0%	0.8%
% of FP17s Relating to Continuations	21	3,654	0.6%	1.3%	1.0%	0.9%
% of Patients satisfied with the dentistry they have received	3	3	N/A	93.6%	93.2%	92.5%
% of Patients satisfied with the time they had to wait for an appointment	2	3	N/A	87.6%	88.1%	87.0%

\* This is based on patients treated on this contract for their most recent course of treatment.

Figures in italics indicate the base number of FP17s or Patient Questionnaire responses are less than 100. N/A is shown where the base number of responses is less than 10 during the period. % is calculated as Quantity/Base number\*100



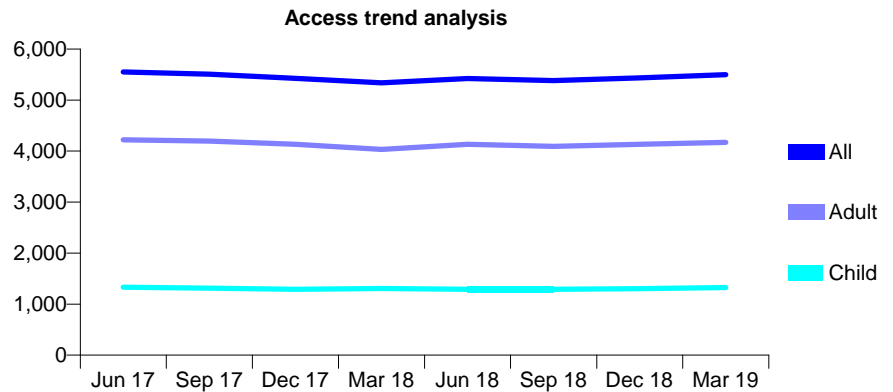
## Q45 - Vital Signs At a Glance Contract Report for 334073/0001 - Year end March 2019

Name or company name	MR AM SPIVEY
Contract type name	GDS Contract
Purpose of contract	General and Orthodontic
Contract start date	01/04/2006
Contract end date	

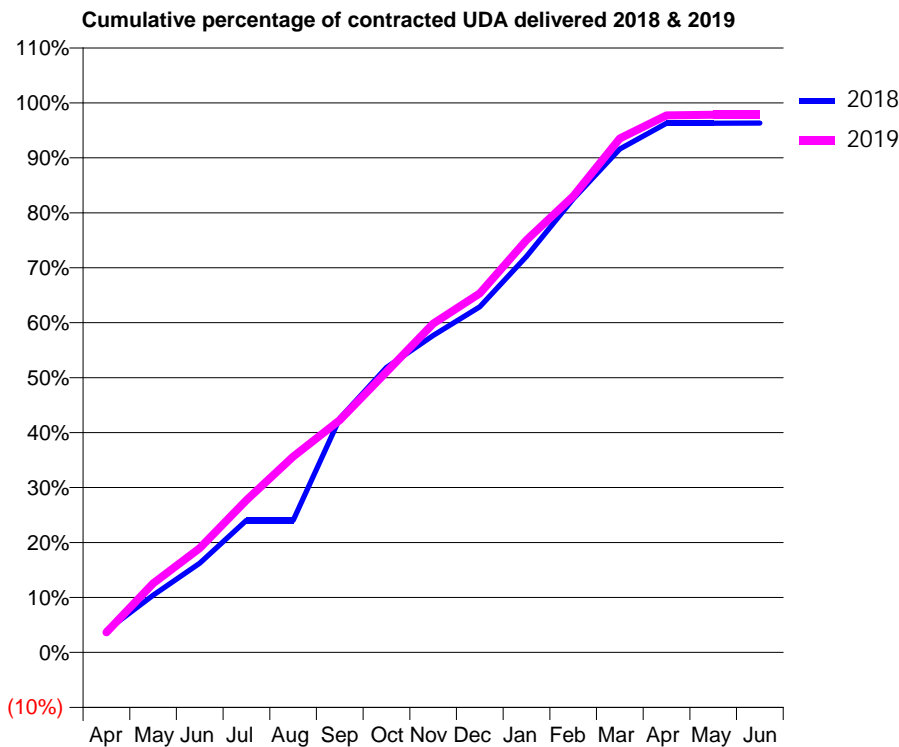
18/19 Contracted general activity (UDA)	19,763
Carry forward general activity (UDA)	0
18/19 Contracted orthodontic activity (UOA)	0
Carry forward orthodontic activity (UOA)	0
Baseline contract value	£482,565.62

### ACCESS\*

Patients seen in 24 months	Total	Change since previous quarter
Quarter ending March 2018	5,337	
Quarter ending June 2018	5,423	→
Quarter ending September 2018	5,381	→
Quarter ending December 2018	5,437	→
Quarter ending March 2019	5,499	→
<b>Variance since March 2018</b>	<b>3.0%</b>	<b>↑</b>



### ACTIVITY



Adjusted Scheduled Activity (UDA)		
Month	2018	2019
April	770	722
May	2,005	2,487
June	3,132	3,752
July	4,632	5,481
August	4,632	7,044
September	8,207	8,355
October	9,989	10,088
November	11,110	11,826
December	12,112	12,915
January	13,883	14,825
February	15,894	16,406
March	17,642	18,483
April	18,550	19,312
May	18,550	19,334
June	18,557	19,334

### QUALITY

	Quantity	Base Number	Contract	AT	Region	England
% of FP17s for the same patient ID Re-attending within 3 months - Children	95	2,062	4.6%	11.7%	12.3%	11.8%
% of FP17s for the same patient ID Re-attending within 3 months - Adults	756	6,229	12.1%	15.0%	15.9%	15.7%
% of FP17s for the same patient ID Re-attending between 3 & 9 months - Children	1,266	2,062	61.4%	55.0%	60.2%	58.9%
% of FP17s for the same patient ID Re-attending between 3 & 9 months - Adults	3,802	6,229	61.0%	50.5%	53.0%	50.8%
% of FP17s for Band 1 Urgent Courses	530	8,234	6.4%	8.9%	9.1%	9.1%
% of FP17s Relating to Free Repair or Replacements	100	8,234	1.2%	1.2%	1.0%	0.8%
% of FP17s Relating to Continuations	42	8,234	0.5%	1.3%	1.0%	0.9%
% of Patients satisfied with the dentistry they have received	10	10	100.0%	93.6%	93.2%	92.5%
% of Patients satisfied with the time they had to wait for an appointment	10	10	100.0%	87.6%	88.1%	87.0%

\* This is based on patients treated on this contract for their most recent course of treatment.

Figures in italics indicate the base number of FP17s or Patient Questionnaire responses are less than 100. N/A is shown where the base number of responses is less than 10 during the period. % is calculated as Quantity/Base number\*100

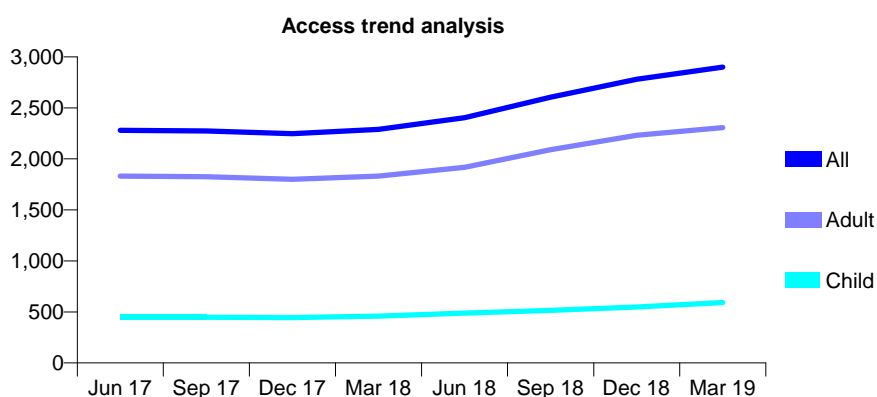
## Q45 - Vital Signs At a Glance Contract Report for 367761/0001 - Year end March 2019

Name or company name	MISS EM ALLEN
Contract type name	GDS Contract
Purpose of contract	General
Contract start date	13/03/2011
Contract end date	

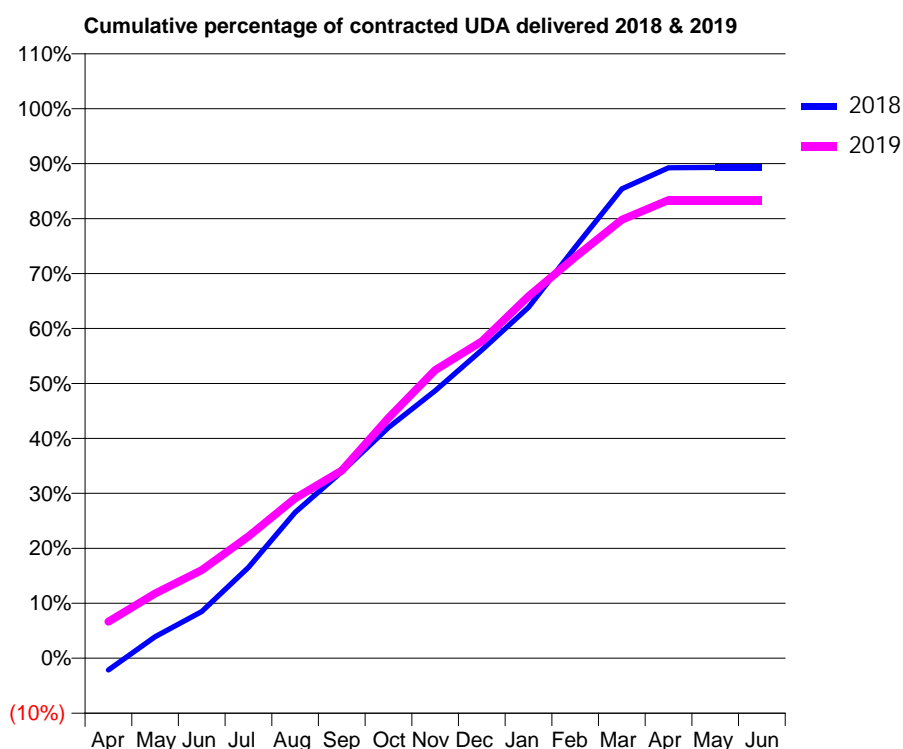
18/19 Contracted general activity (UDA)	13,982
Carry forward general activity (UDA)	-500
18/19 Contracted orthodontic activity (UOA)	0
Carry forward orthodontic activity (UOA)	0
Baseline contract value	£390,874.77

### ACCESS\*

Patients seen in 24 months	Total	Change since previous quarter
Quarter ending March 2018	2,289	
Quarter ending June 2018	2,405	↑
Quarter ending September 2018	2,605	↑
Quarter ending December 2018	2,780	↑
Quarter ending March 2019	2,900	↑
<b>Variance since March 2018</b>	<b>26.7%</b>	<b>↑</b>



### ACTIVITY



Adjusted Scheduled Activity (UDA)		
Month	2018	2019
April	-161	930
May	294	1,649
June	634	2,243
July	1,237	3,101
August	1,987	4,069
September	2,539	4,775
October	3,141	6,114
November	3,641	7,331
December	4,195	8,061
January	4,777	9,206
February	5,597	10,207
March	6,390	11,153
April	6,677	11,656
May	6,681	11,656
June	6,681	11,656

### QUALITY

	Quantity	Base Number	Contract	AT	Region	England
% of FP17s for the same patient ID Re-attending within 3 months - Children	141	938	15.0%	11.7%	12.3%	11.8%
% of FP17s for the same patient ID Re-attending within 3 months - Adults	949	3,756	25.3%	15.0%	15.9%	15.7%
% of FP17s for the same patient ID Re-attending between 3 & 9 months - Children	435	938	46.4%	55.0%	60.2%	58.9%
% of FP17s for the same patient ID Re-attending between 3 & 9 months - Adults	1,472	3,756	39.2%	50.5%	53.0%	50.8%
% of FP17s for Band 1 Urgent Courses	693	4,712	14.7%	8.9%	9.1%	9.1%
% of FP17s Relating to Free Repair or Replacements	14	4,712	0.3%	1.2%	1.0%	0.8%
% of FP17s Relating to Continuations	103	4,712	2.2%	1.3%	1.0%	0.9%
% of Patients satisfied with the dentistry they have received	2	2	N/A	93.6%	93.2%	92.5%
% of Patients satisfied with the time they had to wait for an appointment	2	2	N/A	87.6%	88.1%	87.0%

\* This is based on patients treated on this contract for their most recent course of treatment. Figures in italics indicate the base number of FP17s or Patient Questionnaire responses are less than 100. N/A is shown where the base number of responses is less than 10 during the period. % is calculated as Quantity/Base number\*100

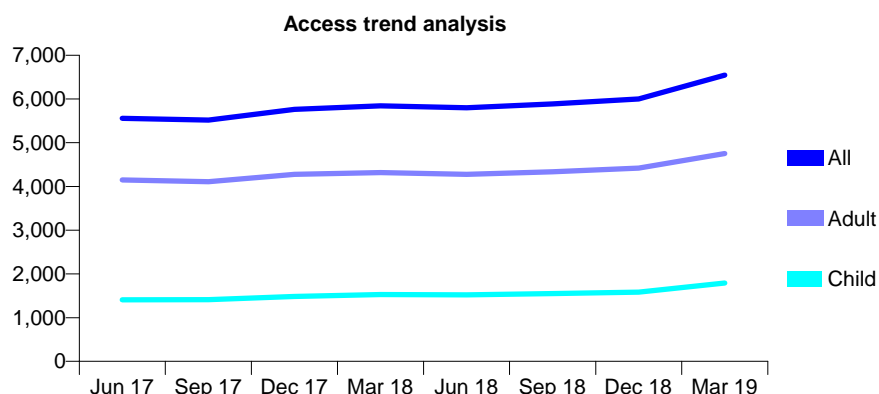
## Q45 - Vital Signs At a Glance Contract Report for 399671/0001 - Year end March 2019

Name or company name	MR N SUGGETT
Contract type name	GDS Contract
Purpose of contract	General
Contract start date	20/12/2010
Contract end date	

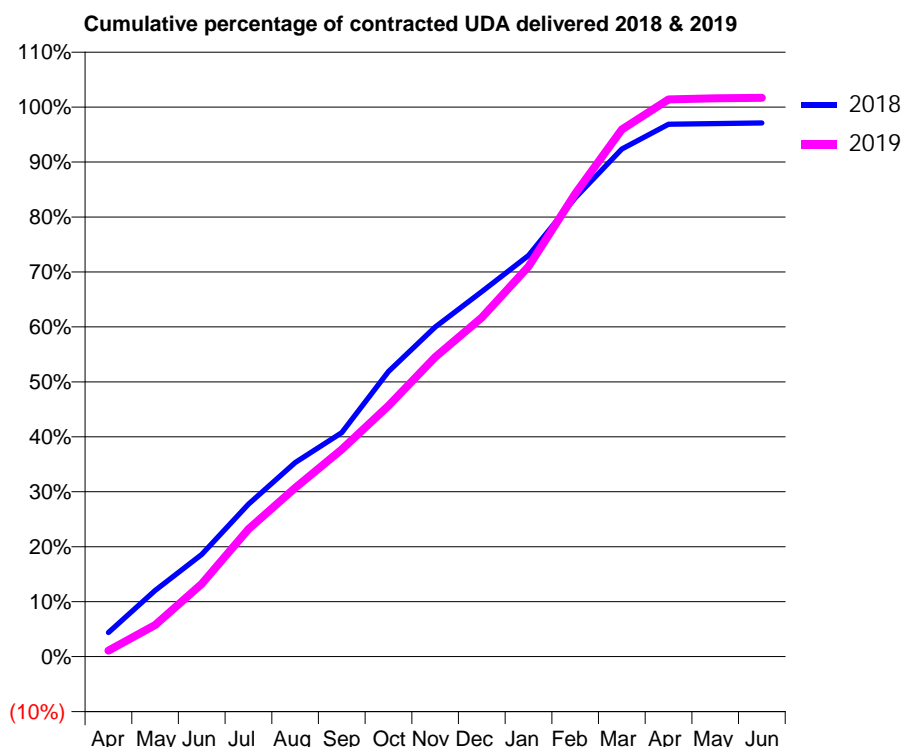
18/19 Contracted general activity (UDA)	18,907
Carry forward general activity (UDA)	547
18/19 Contracted orthodontic activity (UOA)	0
Carry forward orthodontic activity (UOA)	0
Baseline contract value	£430,271.72

### ACCESS\*

Patients seen in 24 months	Total	Change since previous quarter
Quarter ending March 2018	5,844	
Quarter ending June 2018	5,799	→
Quarter ending September 2018	5,887	→
Quarter ending December 2018	6,002	→
Quarter ending March 2019	6,548	↑
<b>Variance since March 2018</b>	<b>12.0%</b>	<b>↑</b>



### ACTIVITY



Adjusted Scheduled Activity (UDA)		
Month	2018	2019
April	828	207
May	2,276	1,089
June	3,517	2,502
July	5,247	4,387
August	6,679	5,808
September	7,708	7,127
October	9,812	8,632
November	11,339	10,307
December	12,555	11,663
January	13,800	13,422
February	15,782	15,927
March	17,459	18,136
April	18,319	19,171
May	18,339	19,210
June	18,360	19,225

### QUALITY

	Quantity	Base Number	Contract	AT	Region	England
% of FP17s for the same patient ID Re-attending within 3 months - Children	118	2,213	5.3%	11.7%	12.3%	11.8%
% of FP17s for the same patient ID Re-attending within 3 months - Adults	722	5,718	12.6%	15.0%	15.9%	15.7%
% of FP17s for the same patient ID Re-attending between 3 & 9 months - Children	1,065	2,213	48.1%	55.0%	60.2%	58.9%
% of FP17s for the same patient ID Re-attending between 3 & 9 months - Adults	2,564	5,718	44.8%	50.5%	53.0%	50.8%
% of FP17s for Band 1 Urgent Courses	621	7,997	7.8%	8.9%	9.1%	9.1%
% of FP17s Relating to Free Repair or Replacements	85	7,997	1.1%	1.2%	1.0%	0.8%
% of FP17s Relating to Continuations	115	7,997	1.4%	1.3%	1.0%	0.9%
% of Patients satisfied with the dentistry they have received	4	4	N/A	93.6%	93.2%	92.5%
% of Patients satisfied with the time they had to wait for an appointment	4	4	N/A	87.6%	88.1%	87.0%

\* This is based on patients treated on this contract for their most recent course of treatment.  
 Figures in *italics* indicate the base number of FP17s or Patient Questionnaire responses are less than 100. N/A is shown where the base number of responses is less than 10 during the period. % is calculated as Quantity/Base number\*100

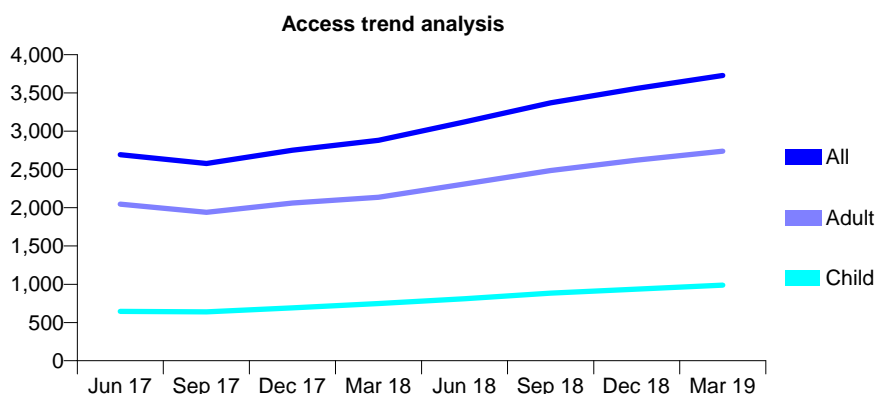
## Q45 - Vital Signs At a Glance Contract Report for 462373/0001 - Year end March 2019

Name or company name	Wentworth House Dental Practice
Contract type name	GDS Contract
Purpose of contract	General
Contract start date	01/07/2014
Contract end date	

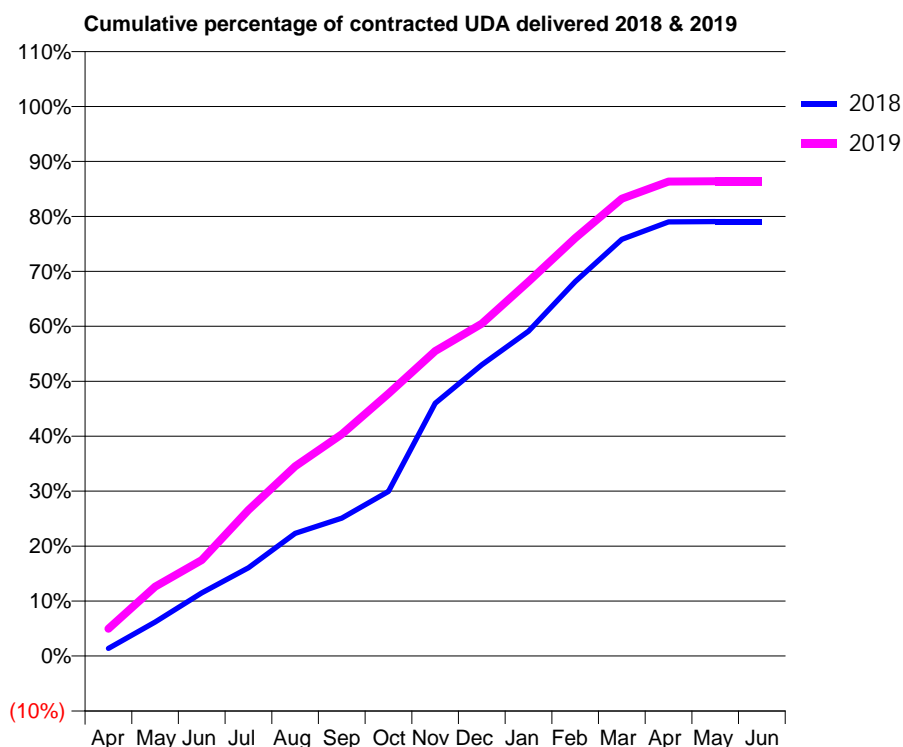
18/19 Contracted general activity (UDA)	14,089
Carry forward general activity (UDA)	0
18/19 Contracted orthodontic activity (UOA)	0
Carry forward orthodontic activity (UOA)	0
Baseline contract value	£377,854.15

### ACCESS\*

Patients seen in 24 months	Total	Change since previous quarter
Quarter ending March 2018	2,882	
Quarter ending June 2018	3,122	↑
Quarter ending September 2018	3,370	↑
Quarter ending December 2018	3,558	↑
Quarter ending March 2019	3,727	↑
<b>Variance since March 2018</b>	<b>29.3%</b>	<b>↑</b>



### ACTIVITY



Adjusted Scheduled Activity (UDA)		
Month	2018	2019
April	198	700
May	874	1,780
June	1,617	2,460
July	2,266	3,746
August	3,146	4,862
September	3,533	5,684
October	4,221	6,727
November	6,479	7,818
December	7,467	8,517
January	8,326	9,598
February	9,600	10,715
March	10,682	11,727
April	11,130	12,164
May	11,137	12,173
June	11,138	12,173

### QUALITY

	Quantity	Base Number	Contract	AT	Region	England
% of FP17s for the same patient ID Re-attending within 3 months - Children	88	1,575	5.6%	11.7%	12.3%	11.8%
% of FP17s for the same patient ID Re-attending within 3 months - Adults	432	3,688	11.7%	15.0%	15.9%	15.7%
% of FP17s for the same patient ID Re-attending between 3 & 9 months - Children	908	1,575	57.7%	55.0%	60.2%	58.9%
% of FP17s for the same patient ID Re-attending between 3 & 9 months - Adults	1,795	3,688	48.7%	50.5%	53.0%	50.8%
% of FP17s for Band 1 Urgent Courses	384	5,261	7.3%	8.9%	9.1%	9.1%
% of FP17s Relating to Free Repair or Replacements	41	5,261	0.8%	1.2%	1.0%	0.8%
% of FP17s Relating to Continuations	40	5,261	0.8%	1.3%	1.0%	0.9%
% of Patients satisfied with the dentistry they have received	0	1	N/A	93.6%	93.2%	92.5%
% of Patients satisfied with the time they had to wait for an appointment	1	1	N/A	87.6%	88.1%	87.0%

\* This is based on patients treated on this contract for their most recent course of treatment.

Figures in italics indicate the base number of FP17s or Patient Questionnaire responses are less than 100. N/A is shown where the base number of responses is less than 10 during the period. % is calculated as Quantity/Base number\*100

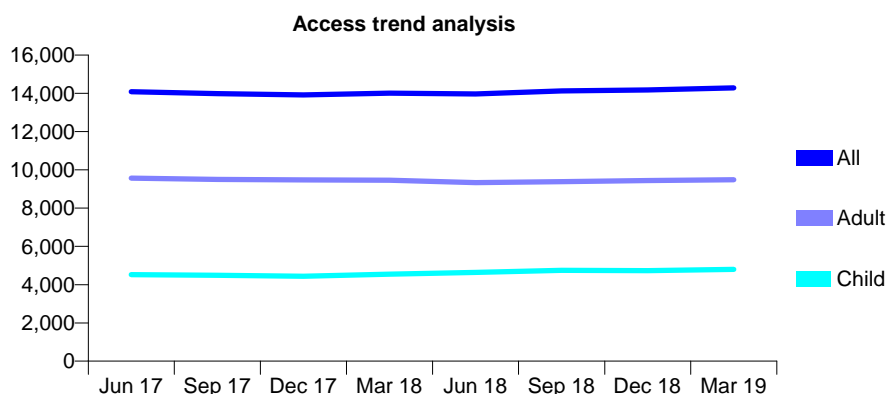
## Q45 - Vital Signs At a Glance Contract Report for 569992/0001 - Year end March 2019

Name or company name	Mr Michael Stanley Hulley
Contract type name	GDS Contract
Purpose of contract	General
Contract start date	01/04/2006
Contract end date	

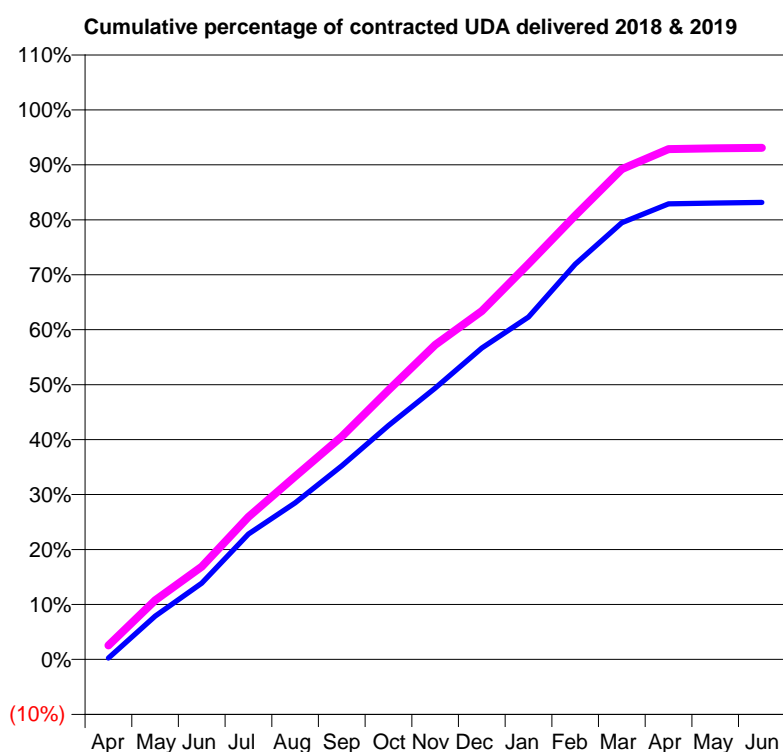
18/19 Contracted general activity (UDA)	42,999
Carry forward general activity (UDA)	0
18/19 Contracted orthodontic activity (UOA)	0
Carry forward orthodontic activity (UOA)	0
Baseline contract value	£1,060,037.37

### ACCESS\*

Patients seen in 24 months	Total	Change since previous quarter
Quarter ending March 2018	14,007	
Quarter ending June 2018	13,969	→
Quarter ending September 2018	14,131	→
Quarter ending December 2018	14,176	→
Quarter ending March 2019	14,285	→
<b>Variance since March 2018</b>	<b>2.0%</b>	<b>→</b>



### ACTIVITY



Adjusted Scheduled Activity (UDA)		
Month	2018	2019
April	110	1,105
May	3,389	4,632
June	5,967	7,253
July	9,812	11,144
August	12,251	14,320
September	15,141	17,443
October	18,306	21,077
November	21,226	24,614
December	24,363	27,249
January	26,790	30,952
February	30,925	34,734
March	34,169	38,365
April	35,651	39,926
May	35,714	39,991
June	35,751	40,030

### QUALITY

	Quantity	Base Number	Contract	AT	Region	England
% of FP17s for the same patient ID Re-attending within 3 months - Children	524	7,588	6.9%	11.7%	12.3%	11.8%
% of FP17s for the same patient ID Re-attending within 3 months - Adults	1,695	12,922	13.1%	15.0%	15.9%	15.7%
% of FP17s for the same patient ID Re-attending between 3 & 9 months - Children	4,451	7,588	58.7%	55.0%	60.2%	58.9%
% of FP17s for the same patient ID Re-attending between 3 & 9 months - Adults	6,653	12,922	51.5%	50.5%	53.0%	50.8%
% of FP17s for Band 1 Urgent Courses	2,470	20,566	12.0%	8.9%	9.1%	9.1%
% of FP17s Relating to Free Repair or Replacements	524	20,566	2.5%	1.2%	1.0%	0.8%
% of FP17s Relating to Continuations	176	20,566	0.9%	1.3%	1.0%	0.9%
% of Patients satisfied with the dentistry they have received	5	5	N/A	93.6%	93.2%	92.5%
% of Patients satisfied with the time they had to wait for an appointment	4	5	N/A	87.6%	88.1%	87.0%

\* This is based on patients treated on this contract for their most recent course of treatment.

Figures in italics indicate the base number of FP17s or Patient Questionnaire responses are less than 100. N/A is shown where the base number of responses is less than 10 during the period. % is calculated as Quantity/Base number\*100

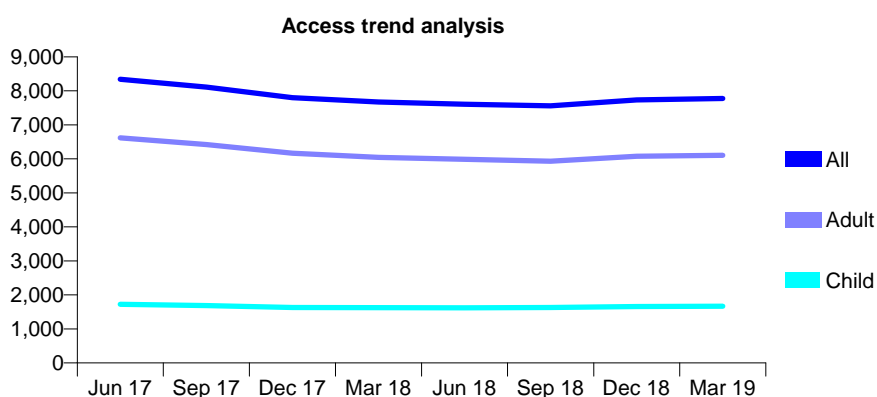
## Q45 - Vital Signs At a Glance Contract Report for 572926/0001 - Year end March 2019

Name or company name	Avante Dental Care Partnership
Contract type name	GDS Contract
Purpose of contract	General and Orthodontic
Contract start date	01/04/2006
Contract end date	

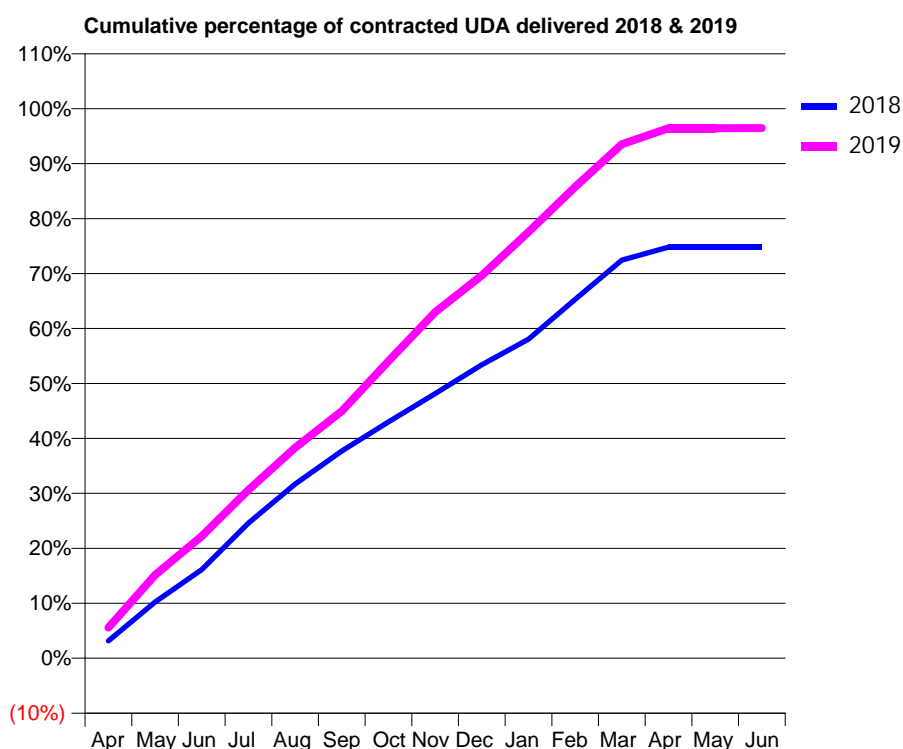
18/19 Contracted general activity (UDA)	22,440
Carry forward general activity (UDA)	0
18/19 Contracted orthodontic activity (UOA)	0
Carry forward orthodontic activity (UOA)	0
Baseline contract value	£545,554.28

### ACCESS\*

Patients seen in 24 months	Total	Change since previous quarter
Quarter ending March 2018	7,674	
Quarter ending June 2018	7,605	→
Quarter ending September 2018	7,560	→
Quarter ending December 2018	7,737	↑
Quarter ending March 2019	7,774	→
<b>Variance since March 2018</b>	<b>1.3%</b>	<b>→</b>



### ACTIVITY



Adjusted Scheduled Activity (UDA)		
Month	2018	2019
April	866	1,255
May	2,808	3,401
June	4,426	4,987
July	6,751	6,870
August	8,697	8,598
September	10,345	10,085
October	11,802	12,128
November	13,218	14,133
December	14,651	15,627
January	15,931	17,409
February	17,926	19,248
March	19,879	20,982
April	20,525	21,644
May	20,527	21,645
June	20,526	21,647

### QUALITY

	Quantity	Base Number	Contract	AT	Region	England
% of FP17s for the same patient ID Re-attending within 3 months - Children	142	2,649	5.4%	11.7%	12.3%	11.8%
% of FP17s for the same patient ID Re-attending within 3 months - Adults	970	9,448	10.3%	15.0%	15.9%	15.7%
% of FP17s for the same patient ID Re-attending between 3 & 9 months - Children	1,656	2,649	62.5%	55.0%	60.2%	58.9%
% of FP17s for the same patient ID Re-attending between 3 & 9 months - Adults	5,991	9,448	63.4%	50.5%	53.0%	50.8%
% of FP17s for Band 1 Urgent Courses	490	12,088	4.1%	8.9%	9.1%	9.1%
% of FP17s Relating to Free Repair or Replacements	63	12,088	0.5%	1.2%	1.0%	0.8%
% of FP17s Relating to Continuations	233	12,088	1.9%	1.3%	1.0%	0.9%
% of Patients satisfied with the dentistry they have received	3	3	N/A	93.6%	93.2%	92.5%
% of Patients satisfied with the time they had to wait for an appointment	3	3	N/A	87.6%	88.1%	87.0%

\* This is based on patients treated on this contract for their most recent course of treatment. Figures in italics indicate the base number of FP17s or Patient Questionnaire responses are less than 100. N/A is shown where the base number of responses is less than 10 during the period. % is calculated as Quantity/Base number\*100

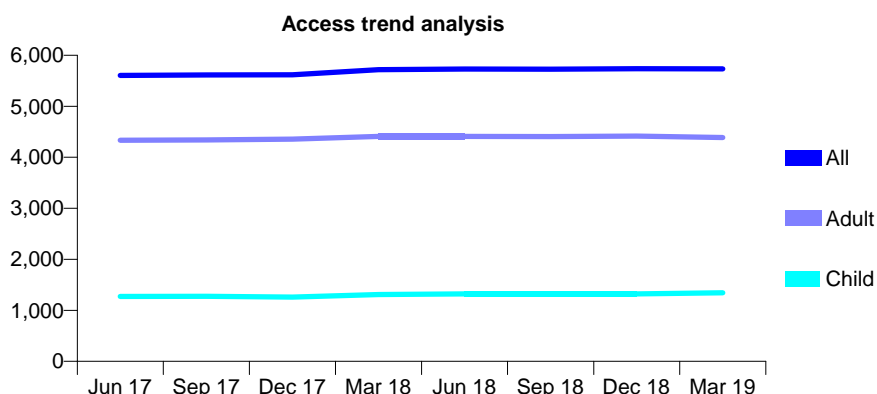
## Q45 - Vital Signs At a Glance Contract Report for 576549/0001 - Year end March 2019

Name or company name	Ashby and Atkinson
Contract type name	GDS Contract
Purpose of contract	General
Contract start date	01/04/2006
Contract end date	

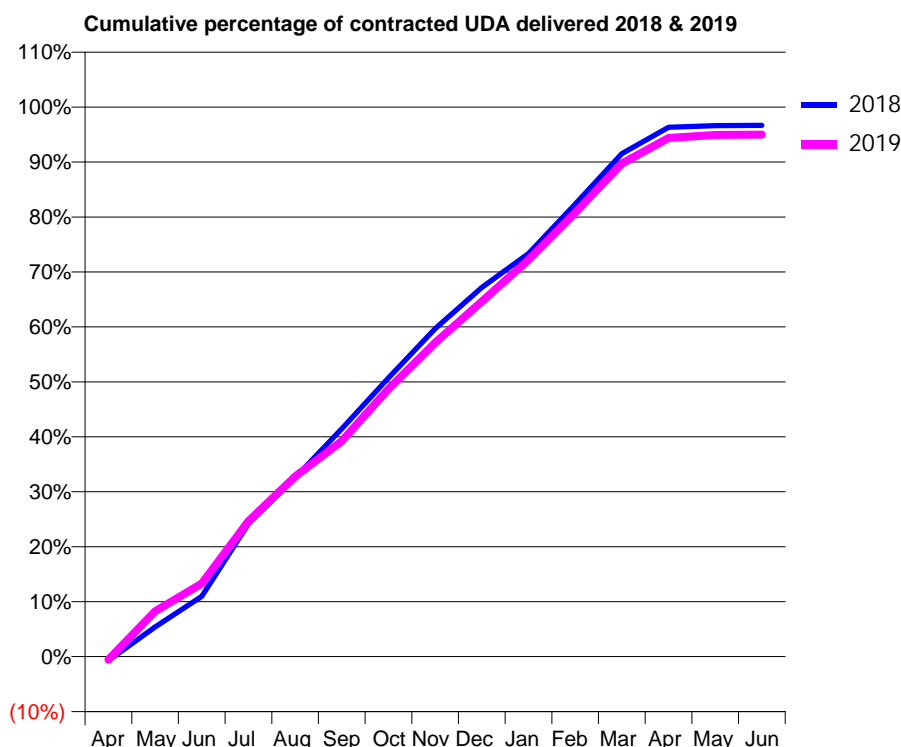
18/19 Contracted general activity (UDA)	13,993
Carry forward general activity (UDA)	467
18/19 Contracted orthodontic activity (UOA)	0
Carry forward orthodontic activity (UOA)	0
Baseline contract value	£396,194.96

### ACCESS\*

Patients seen in 24 months	Total	Change since previous quarter
Quarter ending March 2018	5,720	
Quarter ending June 2018	5,730	→
Quarter ending September 2018	5,728	→
Quarter ending December 2018	5,738	→
Quarter ending March 2019	5,734	→
<b>Variance since March 2018</b>	<b>0.2%</b>	<b>→</b>



### ACTIVITY



Adjusted Scheduled Activity (UDA)		
Month	2018	2019
April	-104	-81
May	754	1,158
June	1,535	1,859
July	3,383	3,448
August	4,559	4,585
September	5,803	5,491
October	7,095	6,818
November	8,352	7,992
December	9,401	9,042
January	10,264	10,103
February	11,525	11,304
March	12,807	12,553
April	13,479	13,203
May	13,521	13,281
June	13,526	13,287

### QUALITY

	Quantity	Base Number	Contract	AT	Region	England
% of FP17s for the same patient ID Re-attending within 3 months - Children	149	2,160	6.9%	11.7%	12.3%	11.8%
% of FP17s for the same patient ID Re-attending within 3 months - Adults	713	5,666	12.6%	15.0%	15.9%	15.7%
% of FP17s for the same patient ID Re-attending between 3 & 9 months - Children	1,349	2,160	62.5%	55.0%	60.2%	58.9%
% of FP17s for the same patient ID Re-attending between 3 & 9 months - Adults	2,742	5,666	48.4%	50.5%	53.0%	50.8%
% of FP17s for Band 1 Urgent Courses	610	7,095	8.6%	8.9%	9.1%	9.1%
% of FP17s Relating to Free Repair or Replacements	65	7,095	0.9%	1.2%	1.0%	0.8%
% of FP17s Relating to Continuations	85	7,095	1.2%	1.3%	1.0%	0.9%
% of Patients satisfied with the dentistry they have received	3	3	N/A	93.6%	93.2%	92.5%
% of Patients satisfied with the time they had to wait for an appointment	3	3	N/A	87.6%	88.1%	87.0%

\* This is based on patients treated on this contract for their most recent course of treatment.  
 Figures in *italics* indicate the base number of FP17s or Patient Questionnaire responses are less than 100. N/A is shown where the base number of responses is less than 10 during the period. % is calculated as Quantity/Base number\*100



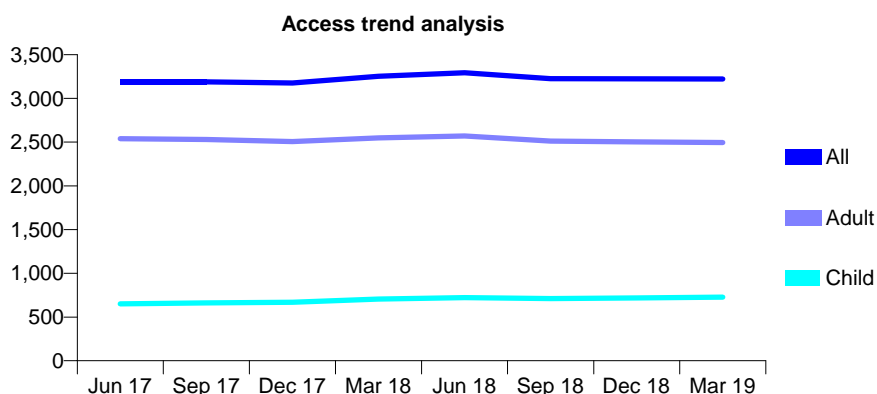
## Q45 - Vital Signs At a Glance Contract Report for 603252/0001 - Year end March 2019

Name or company name	MRS S BEDI
Contract type name	GDS Contract
Purpose of contract	General
Contract start date	01/01/2011
Contract end date	

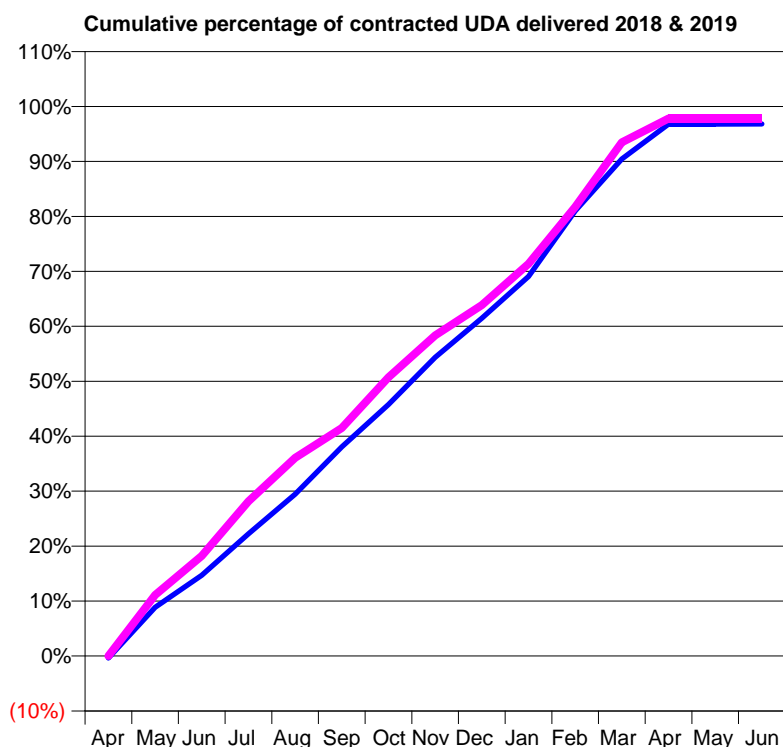
18/19 Contracted general activity (UDA)	9,825
Carry forward general activity (UDA)	314
18/19 Contracted orthodontic activity (UOA)	0
Carry forward orthodontic activity (UOA)	0
Baseline contract value	£270,631.28

### ACCESS\*

Patients seen in 24 months	Total	Change since previous quarter
Quarter ending March 2018	3,253	
Quarter ending June 2018	3,293	→
Quarter ending September 2018	3,224	↓
Quarter ending December 2018	3,223	→
Quarter ending March 2019	3,221	→
<b>Variance since March 2018</b>	<b>(1.0%)</b>	<b>→</b>



### ACTIVITY



Adjusted Scheduled Activity (UDA)		
Month	2018	2019
April	-37	2
May	871	1,090
June	1,445	1,789
July	2,184	2,765
August	2,893	3,543
September	3,738	4,076
October	4,496	4,985
November	5,343	5,734
December	6,039	6,274
January	6,786	7,010
February	7,956	8,032
March	8,885	9,184
April	9,509	9,610
May	9,509	9,610
June	9,511	9,610

### QUALITY

	Quantity	Base Number	Contract	AT	Region	England
% of FP17s for the same patient ID Re-attending within 3 months - Children	131	1,268	10.3%	11.7%	12.3%	11.8%
% of FP17s for the same patient ID Re-attending within 3 months - Adults	528	4,211	12.5%	15.0%	15.9%	15.7%
% of FP17s for the same patient ID Re-attending between 3 & 9 months - Children	829	1,268	65.4%	55.0%	60.2%	58.9%
% of FP17s for the same patient ID Re-attending between 3 & 9 months - Adults	2,948	4,211	70.0%	50.5%	53.0%	50.8%
% of FP17s for Band 1 Urgent Courses	268	5,373	5.0%	8.9%	9.1%	9.1%
% of FP17s Relating to Free Repair or Replacements	58	5,373	1.1%	1.2%	1.0%	0.8%
% of FP17s Relating to Continuations	59	5,373	1.1%	1.3%	1.0%	0.9%
% of Patients satisfied with the dentistry they have received	8	8	N/A	93.6%	93.2%	92.5%
% of Patients satisfied with the time they had to wait for an appointment	8	8	N/A	87.6%	88.1%	87.0%

\* This is based on patients treated on this contract for their most recent course of treatment.

Figures in italics indicate the base number of FP17s or Patient Questionnaire responses are less than 100. N/A is shown where the base number of responses is less than 10 during the period. % is calculated as Quantity/Base number\*100

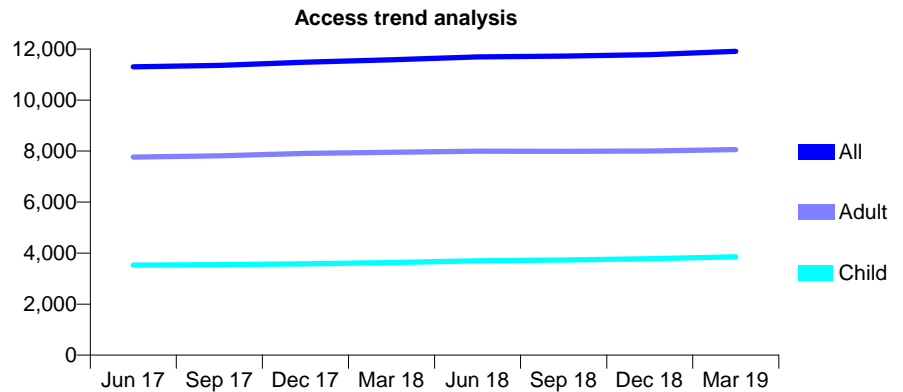
## Q45 - Vital Signs At a Glance Contract Report for 629758/0001 - Year end March 2019

Name or company name	Stone Harrison Dean Almond Barnett
Contract type name	GDS Contract
Purpose of contract	General
Contract start date	01/04/2006
Contract end date	

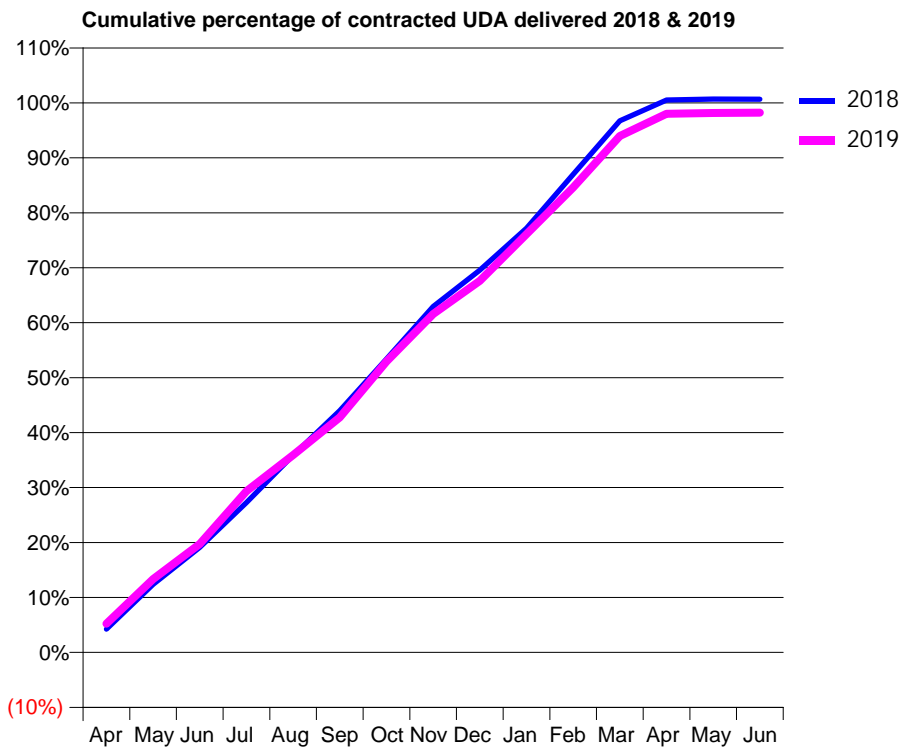
18/19 Contracted general activity (UDA)	36,817
Carry forward general activity (UDA)	-241
18/19 Contracted orthodontic activity (UOA)	0
Carry forward orthodontic activity (UOA)	0
Baseline contract value	£1,012,467.21

### ACCESS\*

Patients seen in 24 months	Total	Change since previous quarter
Quarter ending March 2018	11,579	
Quarter ending June 2018	11,695	→
Quarter ending September 2018	11,726	→
Quarter ending December 2018	11,780	→
Quarter ending March 2019	11,912	→
<b>Variance since March 2018</b>	<b>2.9%</b>	<b>↑</b>



### ACTIVITY



Adjusted Scheduled Activity (UDA)		
Month	2018	2019
April	1,518	1,921
May	4,441	4,916
June	6,850	7,266
July	9,770	10,809
August	12,859	13,226
September	15,751	15,743
October	19,129	19,492
November	22,552	22,667
December	24,918	24,888
January	27,648	28,020
February	31,164	31,148
March	34,647	34,594
April	36,006	36,083
May	36,069	36,137
June	36,058	36,159

### QUALITY

	Quantity	Base Number	Contract	AT	Region	England
% of FP17s for the same patient ID Re-attending within 3 months - Children	501	5,617	8.9%	11.7%	12.3%	11.8%
% of FP17s for the same patient ID Re-attending within 3 months - Adults	1,446	10,980	13.2%	15.0%	15.9%	15.7%
% of FP17s for the same patient ID Re-attending between 3 & 9 months - Children	3,127	5,617	55.7%	55.0%	60.2%	58.9%
% of FP17s for the same patient ID Re-attending between 3 & 9 months - Adults	6,141	10,980	55.9%	50.5%	53.0%	50.8%
% of FP17s for Band 1 Urgent Courses	909	15,941	5.7%	8.9%	9.1%	9.1%
% of FP17s Relating to Free Repair or Replacements	305	15,941	1.9%	1.2%	1.0%	0.8%
% of FP17s Relating to Continuations	281	15,941	1.8%	1.3%	1.0%	0.9%
% of Patients satisfied with the dentistry they have received	5	5	N/A	93.6%	93.2%	92.5%
% of Patients satisfied with the time they had to wait for an appointment	5	5	N/A	87.6%	88.1%	87.0%

\* This is based on patients treated on this contract for their most recent course of treatment.

Figures in italics indicate the base number of FP17s or Patient Questionnaire responses are less than 100. N/A is shown where the base number of responses is less than 10 during the period. % is calculated as Quantity/Base number\*100

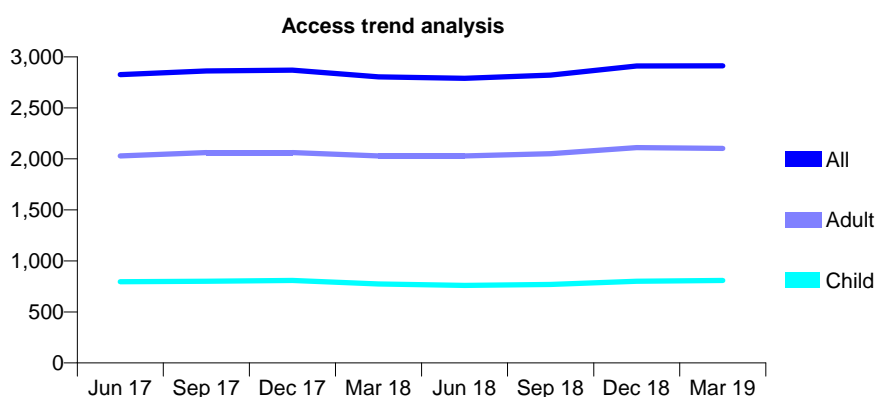
## Q45 - Vital Signs At a Glance Contract Report for 630500/0001 - Year end March 2019

Name or company name	MR NP PLAHE
Contract type name	GDS Contract
Purpose of contract	General
Contract start date	01/04/2006
Contract end date	

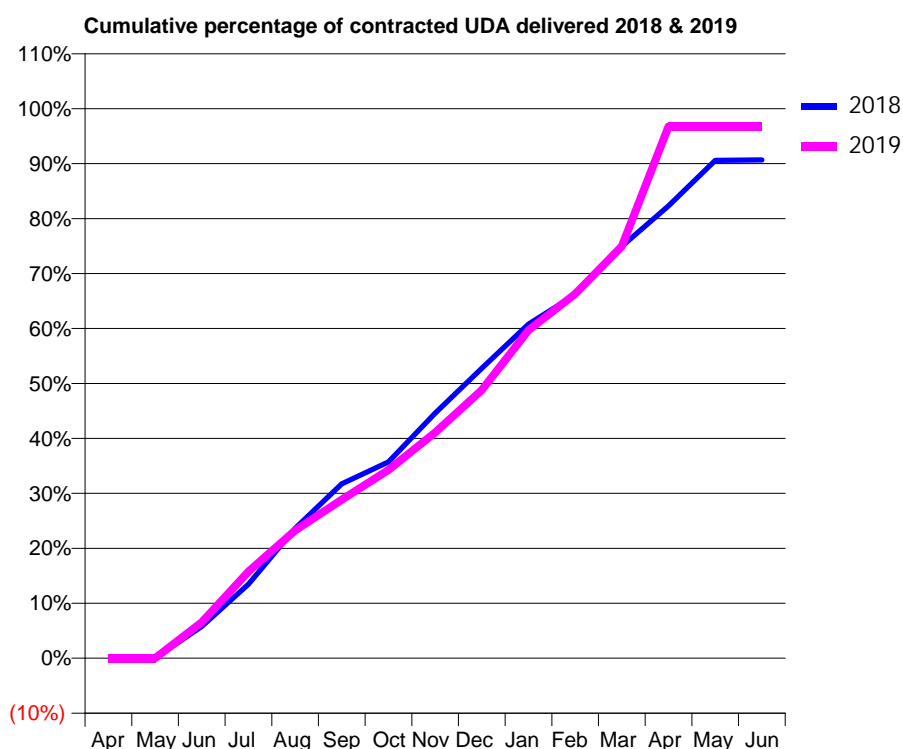
18/19 Contracted general activity (UDA)	7,723
Carry forward general activity (UDA)	0
18/19 Contracted orthodontic activity (UOA)	0
Carry forward orthodontic activity (UOA)	0
Baseline contract value	£185,614.48

### ACCESS\*

Patients seen in 24 months	Total	Change since previous quarter
Quarter ending March 2018	2,804	
Quarter ending June 2018	2,790	→
Quarter ending September 2018	2,821	→
Quarter ending December 2018	2,910	↑
Quarter ending March 2019	2,912	→
<b>Variance since March 2018</b>	<b>3.9%</b>	<b>↑</b>



### ACTIVITY



Adjusted Scheduled Activity (UDA)		
Month	2018	2019
April	0	0
May	0	0
June	447	505
July	1,041	1,220
August	1,824	1,797
September	2,450	2,228
October	2,760	2,647
November	3,445	3,172
December	4,076	3,767
January	4,696	4,610
February	5,109	5,120
March	5,788	5,788
April	6,357	7,473
May	6,995	7,473
June	7,002	7,473

### QUALITY

	Quantity	Base Number	Contract	AT	Region	England
% of FP17s for the same patient ID Re-attending within 3 months - Children	36	931	3.9%	11.7%	12.3%	11.8%
% of FP17s for the same patient ID Re-attending within 3 months - Adults	313	2,392	13.1%	15.0%	15.9%	15.7%
% of FP17s for the same patient ID Re-attending between 3 & 9 months - Children	358	931	38.5%	55.0%	60.2%	58.9%
% of FP17s for the same patient ID Re-attending between 3 & 9 months - Adults	904	2,392	37.8%	50.5%	53.0%	50.8%
% of FP17s for Band 1 Urgent Courses	149	3,435	4.3%	8.9%	9.1%	9.1%
% of FP17s Relating to Free Repair or Replacements	40	3,435	1.2%	1.2%	1.0%	0.8%
% of FP17s Relating to Continuations	94	3,435	2.7%	1.3%	1.0%	0.9%
% of Patients satisfied with the dentistry they have received	2	3	N/A	93.6%	93.2%	92.5%
% of Patients satisfied with the time they had to wait for an appointment	3	3	N/A	87.6%	88.1%	87.0%

\* This is based on patients treated on this contract for their most recent course of treatment.

Figures in italics indicate the base number of FP17s or Patient Questionnaire responses are less than 100. N/A is shown where the base number of responses is less than 10 during the period. % is calculated as Quantity/Base number\*100

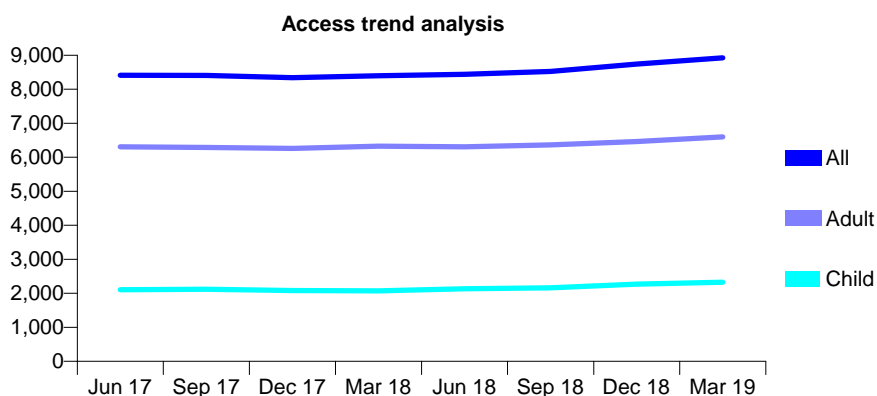
## Q45 - Vital Signs At a Glance Contract Report for 636827/0002 - Year end March 2019

Name or company name	Honour Health Partnership
Contract type name	Pilot Contract
Purpose of contract	General
Contract start date	01/04/2006
Contract end date	

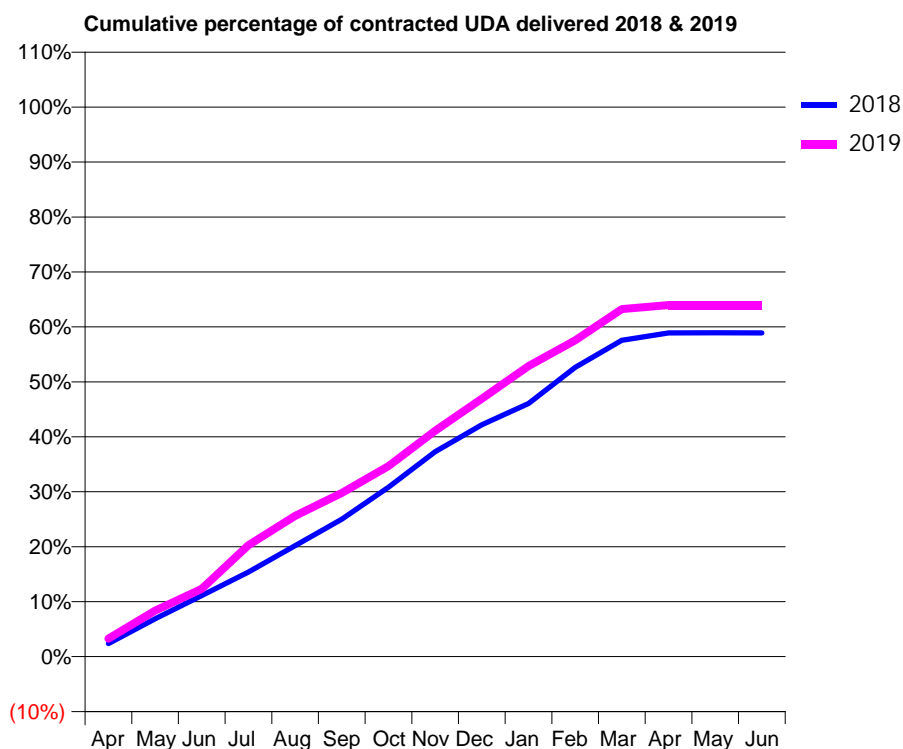
18/19 Contracted general activity (UDA)	30,842
Carry forward general activity (UDA)	0
18/19 Contracted orthodontic activity (UOA)	0
Carry forward orthodontic activity (UOA)	0
Baseline contract value	£888,013.68

### ACCESS\*

Patients seen in 24 months	Total	Change since previous quarter
Quarter ending March 2018	8,397	
Quarter ending June 2018	8,441	→
Quarter ending September 2018	8,523	→
Quarter ending December 2018	8,739	↑
Quarter ending March 2019	8,924	↑
<b>Variance since March 2018</b>	<b>6.3%</b>	<b>↑</b>



### ACTIVITY



Adjusted Scheduled Activity (UDA)		
Month	2018	2019
April	733	1,012
May	2,125	2,583
June	3,432	3,807
July	4,747	6,256
August	6,231	7,902
September	7,713	9,185
October	9,505	10,691
November	11,498	12,678
December	13,010	14,482
January	14,207	16,304
February	16,237	17,753
March	17,748	19,510
April	18,169	19,733
May	18,177	19,735
June	18,172	19,725

### QUALITY

	Quantity	Base Number	Contract	AT	Region	England
% of FP17s for the same patient ID Re-attending within 3 months - Children	350	3,899	9.0%	11.7%	12.3%	11.8%
% of FP17s for the same patient ID Re-attending within 3 months - Adults	1,186	8,688	13.7%	15.0%	15.9%	15.7%
% of FP17s for the same patient ID Re-attending between 3 & 9 months - Children	2,306	3,899	59.1%	55.0%	60.2%	58.9%
% of FP17s for the same patient ID Re-attending between 3 & 9 months - Adults	3,628	8,688	41.8%	50.5%	53.0%	50.8%
% of FP17s for Band 1 Urgent Courses	1,344	11,503	11.7%	8.9%	9.1%	9.1%
% of FP17s Relating to Free Repair or Replacements	86	11,503	0.7%	1.2%	1.0%	0.8%
% of FP17s Relating to Continuations	10	11,503	0.1%	1.3%	1.0%	0.9%
% of Patients satisfied with the dentistry they have received	5	5	N/A	93.6%	93.2%	92.5%
% of Patients satisfied with the time they had to wait for an appointment	4	5	N/A	87.6%	88.1%	87.0%

\* This is based on patients treated on this contract for their most recent course of treatment.

Figures in *italics* indicate the base number of FP17s or Patient Questionnaire responses are less than 100. N/A is shown where the base number of responses is less than 10 during the period. % is calculated as Quantity/Base number\*100

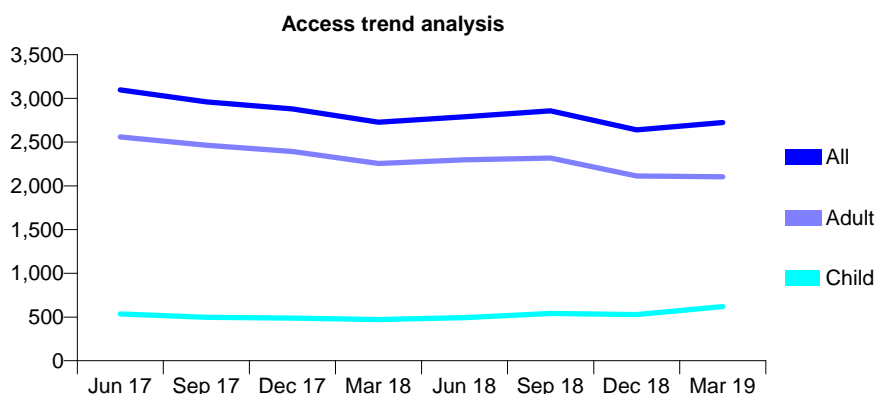
## Q45 - Vital Signs At a Glance Contract Report for 642304/0001 - Year end March 2019

Name or company name	Dr S Aslam, Dr K Horne and Dr I Saqib
Contract type name	GDS Contract
Purpose of contract	General and Orthodontic
Contract start date	01/04/2006
Contract end date	

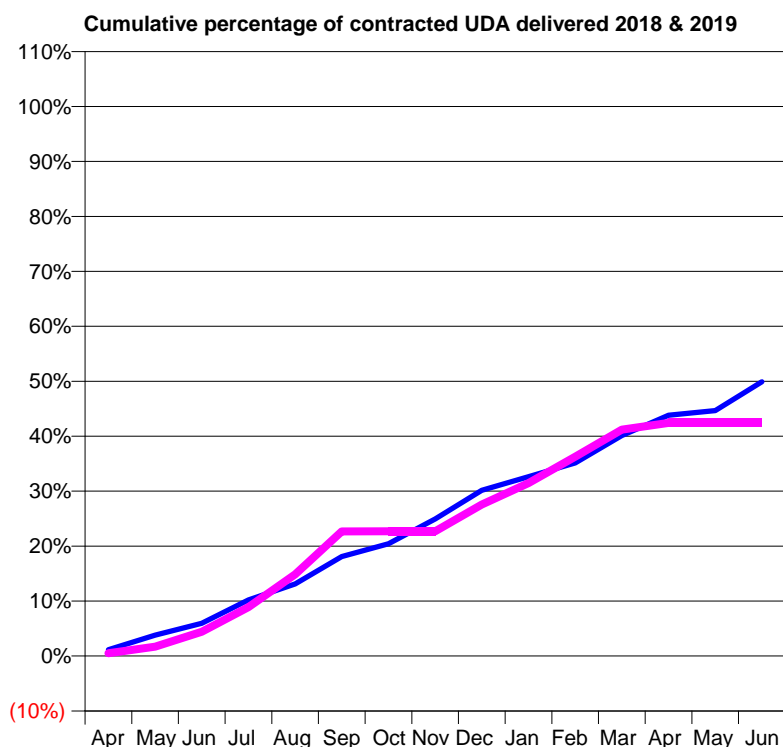
18/19 Contracted general activity (UDA)	11,500
Carry forward general activity (UDA)	0
18/19 Contracted orthodontic activity (UOA)	0
Carry forward orthodontic activity (UOA)	0
Baseline contract value	£269,879.06

### ACCESS\*

Patients seen in 24 months	Total	Change since previous quarter
Quarter ending March 2018	2,727	
Quarter ending June 2018	2,790	↑
Quarter ending September 2018	2,857	↑
Quarter ending December 2018	2,641	↓
Quarter ending March 2019	2,724	↑
<b>Variance since March 2018</b>	<b>(0.1%)</b>	<b>→</b>



### ACTIVITY



Adjusted Scheduled Activity (UDA)		
Month	2018	2019
April	148	60
May	493	196
June	770	508
July	1,322	1,022
August	1,700	1,709
September	2,343	2,607
October	2,646	2,610
November	3,229	2,610
December	3,906	3,173
January	4,225	3,618
February	4,549	4,170
March	5,199	4,738
April	5,676	4,880
May	5,786	4,877
June	6,466	4,877

### QUALITY

	Quantity	Base Number	Contract	AT	Region	England
% of FP17s for the same patient ID Re-attending within 3 months - Children	19	665	2.9%	11.7%	12.3%	11.8%
% of FP17s for the same patient ID Re-attending within 3 months - Adults	217	2,062	10.5%	15.0%	15.9%	15.7%
% of FP17s for the same patient ID Re-attending between 3 & 9 months - Children	104	665	15.6%	55.0%	60.2%	58.9%
% of FP17s for the same patient ID Re-attending between 3 & 9 months - Adults	352	2,062	17.1%	50.5%	53.0%	50.8%
% of FP17s for Band 1 Urgent Courses	232	2,312	10.0%	8.9%	9.1%	9.1%
% of FP17s Relating to Free Repair or Replacements	27	2,312	1.2%	1.2%	1.0%	0.8%
% of FP17s Relating to Continuations	26	2,312	1.1%	1.3%	1.0%	0.9%
% of Patients satisfied with the dentistry they have received	4	4	N/A	93.6%	93.2%	92.5%
% of Patients satisfied with the time they had to wait for an appointment	4	4	N/A	87.6%	88.1%	87.0%

\* This is based on patients treated on this contract for their most recent course of treatment.

Figures in italics indicate the base number of FP17s or Patient Questionnaire responses are less than 100. N/A is shown where the base number of responses is less than 10 during the period. % is calculated as Quantity/Base number\*100

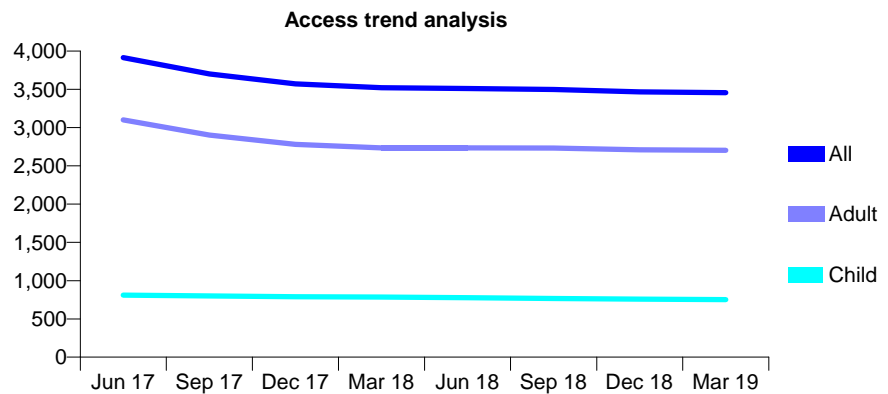
## Q45 - Vital Signs At a Glance Contract Report for 652660/0001 - Year end March 2019

Name or company name	MR LG ROBSON
Contract type name	GDS Contract
Purpose of contract	General
Contract start date	01/04/2006
Contract end date	

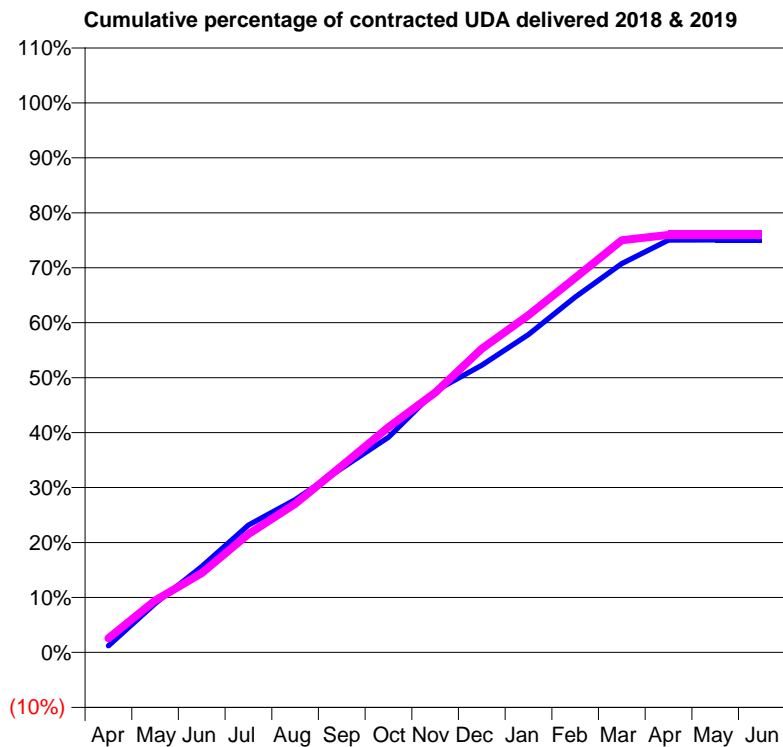
18/19 Contracted general activity (UDA)	13,861
Carry forward general activity (UDA)	0
18/19 Contracted orthodontic activity (UOA)	0
Carry forward orthodontic activity (UOA)	0
Baseline contract value	£367,690.65

### ACCESS\*

Patients seen in 24 months	Total	Change since previous quarter
Quarter ending March 2018	3,522	
Quarter ending June 2018	3,511	→
Quarter ending September 2018	3,498	→
Quarter ending December 2018	3,468	→
Quarter ending March 2019	3,456	→
<b>Variance since March 2018</b>	<b>(1.9%)</b>	<b>↓</b>



### ACTIVITY



Adjusted Scheduled Activity (UDA)		
Month	2018	2019
April	171	359
May	1,233	1,310
June	2,167	2,000
July	3,211	2,984
August	3,854	3,749
September	4,644	4,703
October	5,428	5,681
November	6,595	6,555
December	7,245	7,662
January	8,017	8,508
February	8,963	9,445
March	9,807	10,396
April	10,398	10,529
May	10,407	10,530
June	10,407	10,530

### QUALITY

	Quantity	Base Number	Contract	AT	Region	England
% of FP17s for the same patient ID Re-attending within 3 months - Children	95	1,139	8.3%	11.7%	12.3%	11.8%
% of FP17s for the same patient ID Re-attending within 3 months - Adults	737	4,165	17.7%	15.0%	15.9%	15.7%
% of FP17s for the same patient ID Re-attending between 3 & 9 months - Children	662	1,139	58.1%	55.0%	60.2%	58.9%
% of FP17s for the same patient ID Re-attending between 3 & 9 months - Adults	2,318	4,165	55.7%	50.5%	53.0%	50.8%
% of FP17s for Band 1 Urgent Courses	519	5,109	10.2%	8.9%	9.1%	9.1%
% of FP17s Relating to Free Repair or Replacements	221	5,109	4.3%	1.2%	1.0%	0.8%
% of FP17s Relating to Continuations	62	5,109	1.2%	1.3%	1.0%	0.9%
% of Patients satisfied with the dentistry they have received	8	9	N/A	93.6%	93.2%	92.5%
% of Patients satisfied with the time they had to wait for an appointment	8	9	N/A	87.6%	88.1%	87.0%

\* This is based on patients treated on this contract for their most recent course of treatment.

Figures in italics indicate the base number of FP17s or Patient Questionnaire responses are less than 100. N/A is shown where the base number of responses is less than 10 during the period. % is calculated as Quantity/Base number\*100

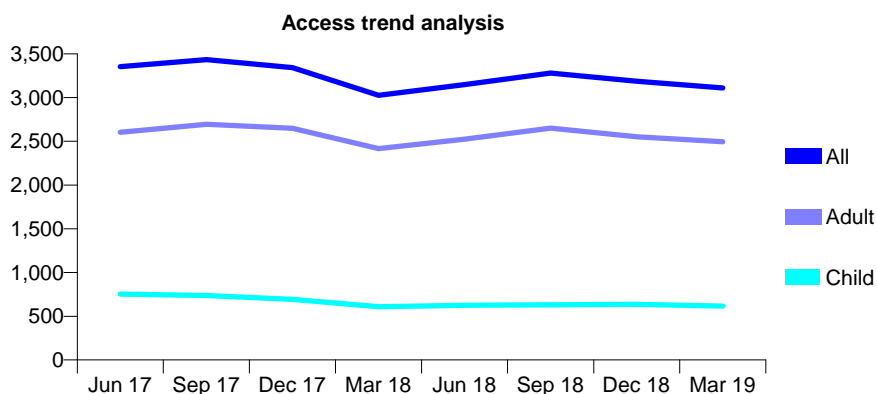
## Q45 - Vital Signs At a Glance Contract Report for 658340/0001 - Year end March 2019

Name or company name	Miss H Almond & Mr M Barnett
Contract type name	GDS Contract
Purpose of contract	General and Orthodontic
Contract start date	01/04/2006
Contract end date	

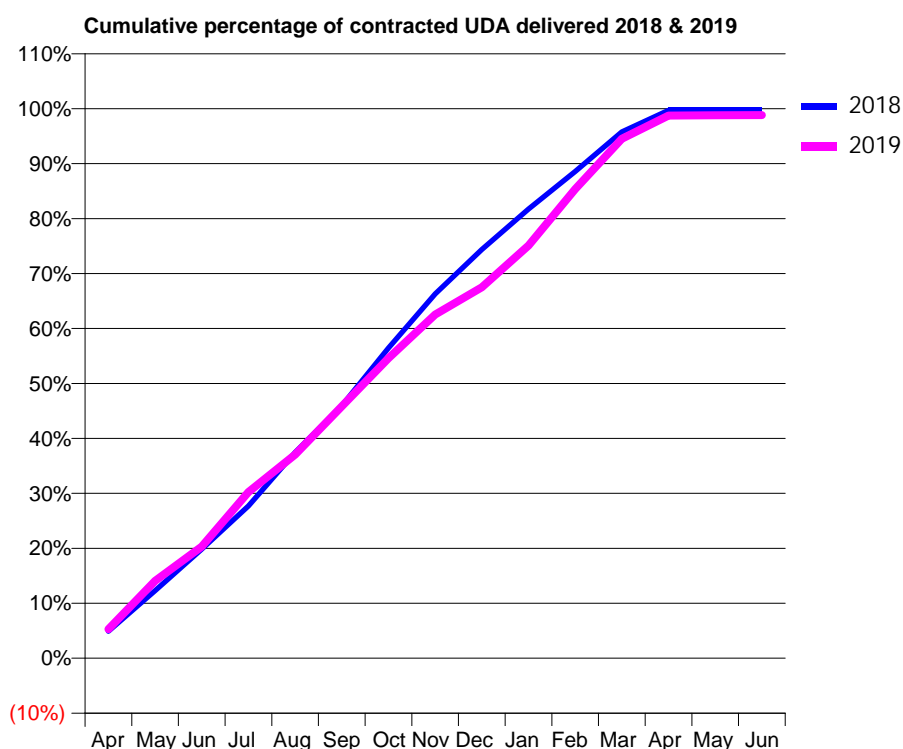
18/19 Contracted general activity (UDA)	10,890
Carry forward general activity (UDA)	31
18/19 Contracted orthodontic activity (UOA)	0
Carry forward orthodontic activity (UOA)	0
Baseline contract value	£331,563.68

### ACCESS\*

Patients seen in 24 months	Total	Change since previous quarter
Quarter ending March 2018	3,026	
Quarter ending June 2018	3,149	↑
Quarter ending September 2018	3,281	↑
Quarter ending December 2018	3,187	↓
Quarter ending March 2019	3,110	↓
<b>Variance since March 2018</b>	<b>2.8%</b>	<b>↑</b>



### ACTIVITY



Adjusted Scheduled Activity (UDA)		
Month	2018	2019
April	534	574
May	1,342	1,535
June	2,160	2,213
July	3,019	3,293
August	4,079	4,037
September	5,004	4,992
October	6,147	5,944
November	7,220	6,813
December	8,098	7,349
January	8,901	8,177
February	9,644	9,295
March	10,428	10,293
April	10,857	10,753
May	10,858	10,761
June	10,859	10,762

### QUALITY

	Quantity	Base Number	Contract	AT	Region	England
% of FP17s for the same patient ID Re-attending within 3 months - Children	29	1,197	2.4%	11.7%	12.3%	11.8%
% of FP17s for the same patient ID Re-attending within 3 months - Adults	285	4,234	6.7%	15.0%	15.9%	15.7%
% of FP17s for the same patient ID Re-attending between 3 & 9 months - Children	547	1,197	45.7%	55.0%	60.2%	58.9%
% of FP17s for the same patient ID Re-attending between 3 & 9 months - Adults	2,134	4,234	50.4%	50.5%	53.0%	50.8%
% of FP17s for Band 1 Urgent Courses	224	5,422	4.1%	8.9%	9.1%	9.1%
% of FP17s Relating to Free Repair or Replacements	32	5,422	0.6%	1.2%	1.0%	0.8%
% of FP17s Relating to Continuations	83	5,422	1.5%	1.3%	1.0%	0.9%
% of Patients satisfied with the dentistry they have received	2	2	N/A	93.6%	93.2%	92.5%
% of Patients satisfied with the time they had to wait for an appointment	2	2	N/A	87.6%	88.1%	87.0%

\* This is based on patients treated on this contract for their most recent course of treatment.

Figures in italics indicate the base number of FP17s or Patient Questionnaire responses are less than 100. N/A is shown where the base number of responses is less than 10 during the period. % is calculated as Quantity/Base number\*100



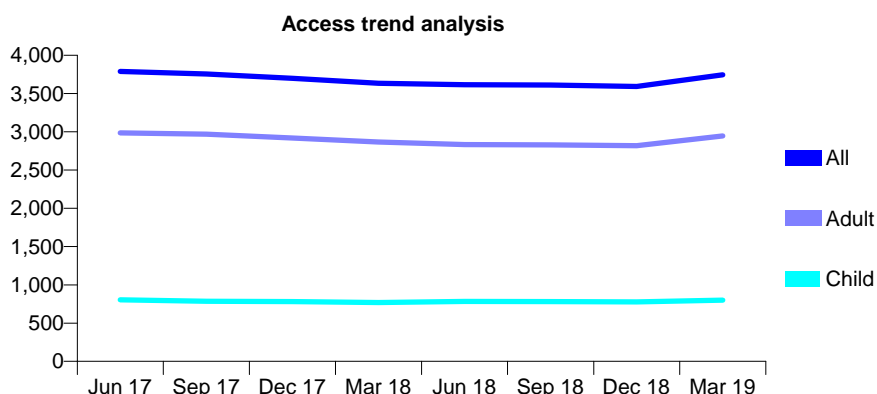
## Q45 - Vital Signs At a Glance Contract Report for 661457/0001 - Year end March 2019

Name or company name	MR DM MALPASS
Contract type name	GDS Contract
Purpose of contract	General
Contract start date	01/04/2006
Contract end date	

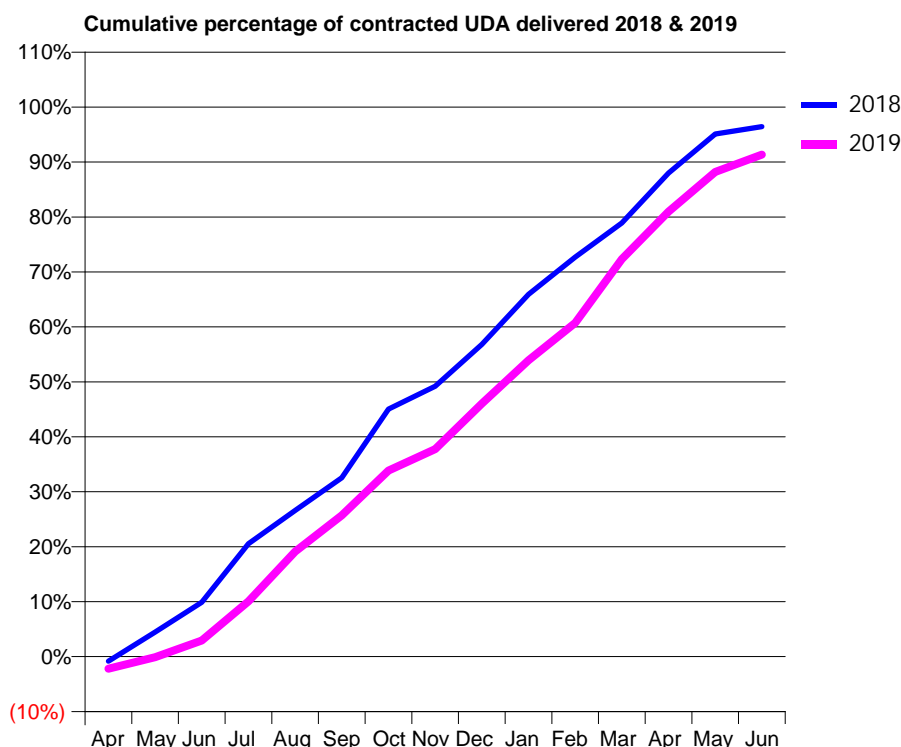
18/19 Contracted general activity (UDA)	10,755
Carry forward general activity (UDA)	355
18/19 Contracted orthodontic activity (UOA)	0
Carry forward orthodontic activity (UOA)	0
Baseline contract value	£324,622.75

### ACCESS\*

Patients seen in 24 months	Total	Change since previous quarter
Quarter ending March 2018	3,635	
Quarter ending June 2018	3,616	→
Quarter ending September 2018	3,611	→
Quarter ending December 2018	3,593	→
Quarter ending March 2019	3,745	↑
<b>Variance since March 2018</b>	<b>3.0%</b>	<b>↑</b>



### ACTIVITY



Adjusted Scheduled Activity (UDA)		
Month	2018	2019
April	-84	-239
May	449	-13
June	988	314
July	2,055	1,082
August	2,660	2,059
September	3,256	2,764
October	4,502	3,641
November	4,921	4,063
December	5,679	4,950
January	6,592	5,798
February	7,270	6,532
March	7,890	7,778
April	8,799	8,707
May	9,510	9,487
June	9,645	9,824

### QUALITY

	Quantity	Base Number	Contract	AT	Region	England
% of FP17s for the same patient ID Re-attending within 3 months - Children	73	1,152	6.3%	11.7%	12.3%	11.8%
% of FP17s for the same patient ID Re-attending within 3 months - Adults	708	4,593	15.4%	15.0%	15.9%	15.7%
% of FP17s for the same patient ID Re-attending between 3 & 9 months - Children	620	1,152	53.8%	55.0%	60.2%	58.9%
% of FP17s for the same patient ID Re-attending between 3 & 9 months - Adults	2,573	4,593	56.0%	50.5%	53.0%	50.8%
% of FP17s for Band 1 Urgent Courses	400	5,268	7.6%	8.9%	9.1%	9.1%
% of FP17s Relating to Free Repair or Replacements	55	5,268	1.0%	1.2%	1.0%	0.8%
% of FP17s Relating to Continuations	66	5,268	1.3%	1.3%	1.0%	0.9%
% of Patients satisfied with the dentistry they have received	1	2	N/A	93.6%	93.2%	92.5%
% of Patients satisfied with the time they had to wait for an appointment	2	2	N/A	87.6%	88.1%	87.0%

\* This is based on patients treated on this contract for their most recent course of treatment.  
 Figures in *italics* indicate the base number of FP17s or Patient Questionnaire responses are less than 100. N/A is shown where the base number of responses is less than 10 during the period. % is calculated as Quantity/Base number\*100

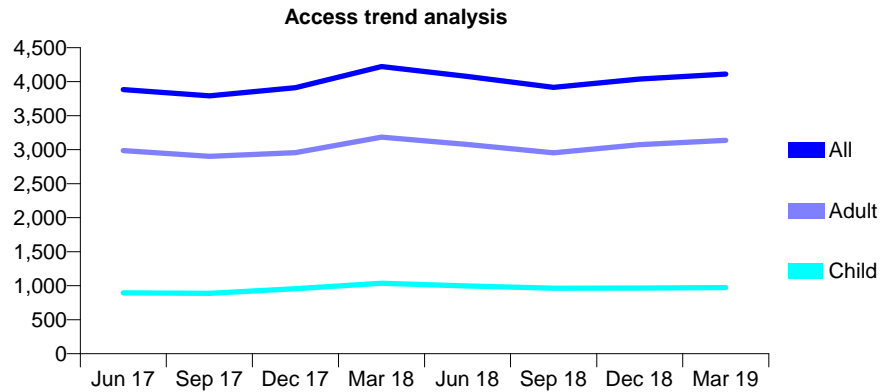
## Q45 - Vital Signs At a Glance Contract Report for 661465/0001 - Year end March 2019

Name or company name	Mr M Pearson & Ms J Russell
Contract type name	GDS Contract
Purpose of contract	General and Orthodontic
Contract start date	01/04/2006
Contract end date	

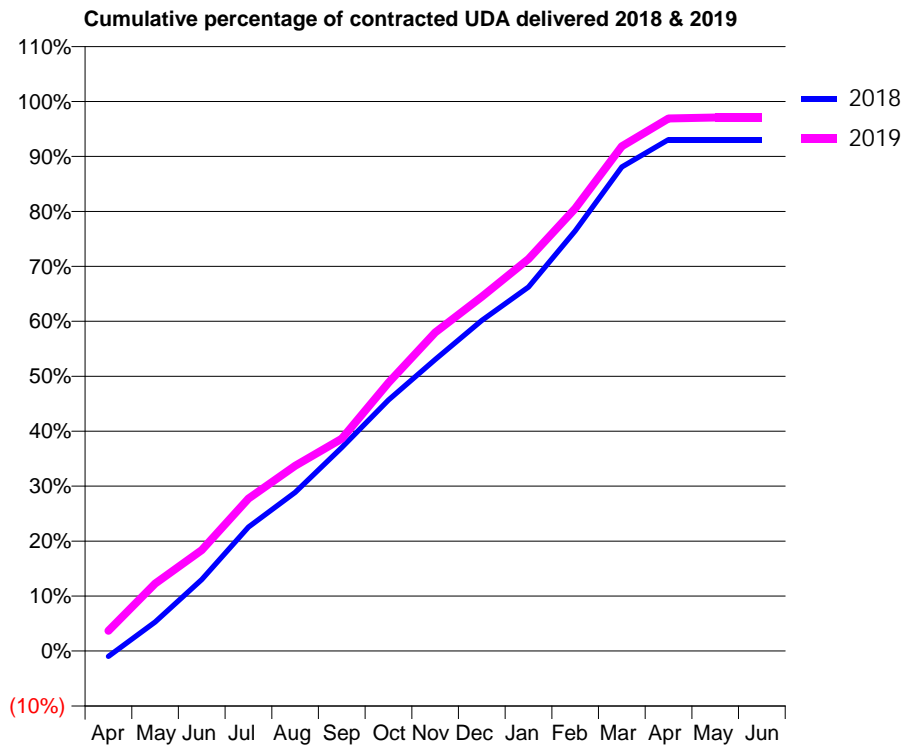
18/19 Contracted general activity (UDA)	15,393
Carry forward general activity (UDA)	0
18/19 Contracted orthodontic activity (UOA)	21
Carry forward orthodontic activity (UOA)	0
Baseline contract value	£472,811.29

### ACCESS\*

Patients seen in 24 months	Total	Change since previous quarter
Quarter ending March 2018	4,222	
Quarter ending June 2018	4,075	↓
Quarter ending September 2018	3,917	↓
Quarter ending December 2018	4,039	↑
Quarter ending March 2019	4,113	→
<b>Variance since March 2018</b>	<b>(2.6%)</b>	<b>↓</b>



### ACTIVITY



Adjusted Scheduled Activity (UDA)		
Month	2018	2019
April	-151	569
May	815	1,888
June	2,000	2,824
July	3,473	4,271
August	4,448	5,189
September	5,701	5,949
October	7,032	7,517
November	8,168	8,922
December	9,256	9,922
January	10,197	10,979
February	11,767	12,397
March	13,558	14,138
April	14,324	14,919
May	14,324	14,943
June	14,325	14,943

### QUALITY

	Quantity	Base Number	Contract	AT	Region	England
% of FP17s for the same patient ID Re-attending within 3 months - Children	72	1,914	3.8%	11.7%	12.3%	11.8%
% of FP17s for the same patient ID Re-attending within 3 months - Adults	466	5,030	9.3%	15.0%	15.9%	15.7%
% of FP17s for the same patient ID Re-attending between 3 & 9 months - Children	1,145	1,914	59.8%	55.0%	60.2%	58.9%
% of FP17s for the same patient ID Re-attending between 3 & 9 months - Adults	2,702	5,030	53.7%	50.5%	53.0%	50.8%
% of FP17s for Band 1 Urgent Courses	209	6,440	3.2%	8.9%	9.1%	9.1%
% of FP17s Relating to Free Repair or Replacements	88	6,440	1.4%	1.2%	1.0%	0.8%
% of FP17s Relating to Continuations	141	6,440	2.2%	1.3%	1.0%	0.9%
% of Patients satisfied with the dentistry they have received	4	4	N/A	93.6%	93.2%	92.5%
% of Patients satisfied with the time they had to wait for an appointment	4	4	N/A	87.6%	88.1%	87.0%

\* This is based on patients treated on this contract for their most recent course of treatment.

Figures in italics indicate the base number of FP17s or Patient Questionnaire responses are less than 100. N/A is shown where the base number of responses is less than 10 during the period. % is calculated as Quantity/Base number\*100

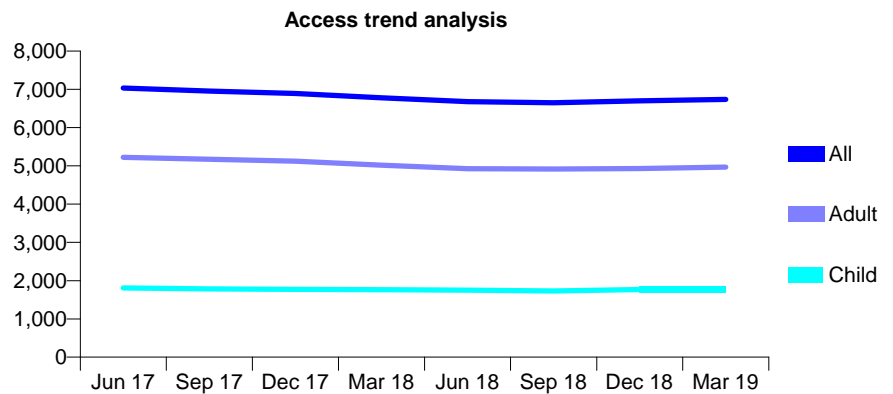
## Q45 - Vital Signs At a Glance Contract Report for 675865/0002 - Year end March 2019

Name or company name	Bennisons Dental Practice
Contract type name	GDS Contract
Purpose of contract	General
Contract start date	01/04/2009
Contract end date	

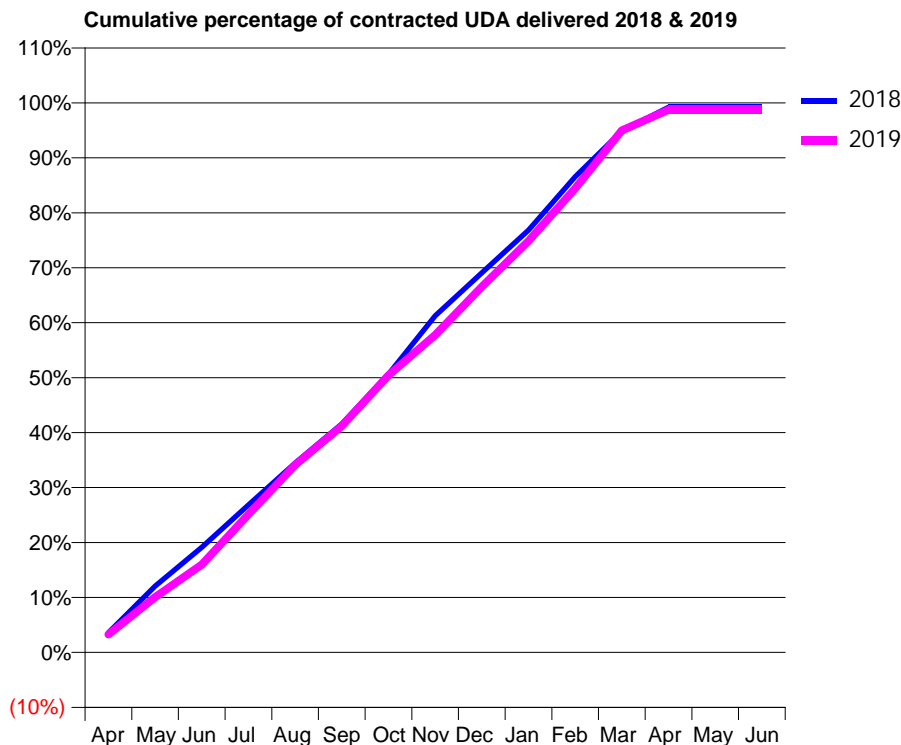
18/19 Contracted general activity (UDA)	18,165
Carry forward general activity (UDA)	148
18/19 Contracted orthodontic activity (UOA)	0
Carry forward orthodontic activity (UOA)	0
Baseline contract value	£464,625.82

### ACCESS\*

Patients seen in 24 months	Total	Change since previous quarter
Quarter ending March 2018	6,779	
Quarter ending June 2018	6,678	↓
Quarter ending September 2018	6,648	→
Quarter ending December 2018	6,697	→
Quarter ending March 2019	6,737	→
<b>Variance since March 2018</b>	<b>(0.6%)</b>	→



### ACTIVITY



Adjusted Scheduled Activity (UDA)		
Month	2018	2019
April	655	599
May	2,193	1,826
June	3,477	2,902
July	4,878	4,566
August	6,263	6,197
September	7,555	7,482
October	9,196	9,159
November	11,126	10,492
December	12,548	12,086
January	13,956	13,595
February	15,728	15,337
March	17,235	17,257
April	18,017	17,933
May	18,017	17,933
June	18,017	17,933

### QUALITY

	Quantity	Base Number	Contract	AT	Region	England
% of FP17s for the same patient ID Re-attending within 3 months - Children	278	2,920	9.5%	11.7%	12.3%	11.8%
% of FP17s for the same patient ID Re-attending within 3 months - Adults	1,079	7,476	14.4%	15.0%	15.9%	15.7%
% of FP17s for the same patient ID Re-attending between 3 & 9 months - Children	1,860	2,920	63.7%	55.0%	60.2%	58.9%
% of FP17s for the same patient ID Re-attending between 3 & 9 months - Adults	4,544	7,476	60.8%	50.5%	53.0%	50.8%
% of FP17s for Band 1 Urgent Courses	769	9,869	7.8%	8.9%	9.1%	9.1%
% of FP17s Relating to Free Repair or Replacements	128	9,869	1.3%	1.2%	1.0%	0.8%
% of FP17s Relating to Continuations	123	9,869	1.2%	1.3%	1.0%	0.9%
% of Patients satisfied with the dentistry they have received	16	16	100.0%	93.6%	93.2%	92.5%
% of Patients satisfied with the time they had to wait for an appointment	13	16	81.3%	87.6%	88.1%	87.0%

\* This is based on patients treated on this contract for their most recent course of treatment. Figures in italics indicate the base number of FP17s or Patient Questionnaire responses are less than 100. N/A is shown where the base number of responses is less than 10 during the period. % is calculated as Quantity/Base number\*100

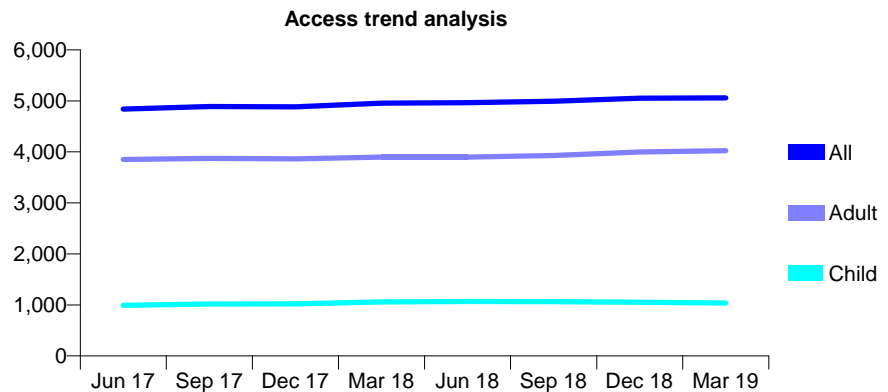
## Q45 - Vital Signs At a Glance Contract Report for 676179/0001 - Year end March 2019

Name or company name	MR BA KRAGNES
Contract type name	GDS Contract
Purpose of contract	General and Orthodontic
Contract start date	01/04/2006
Contract end date	

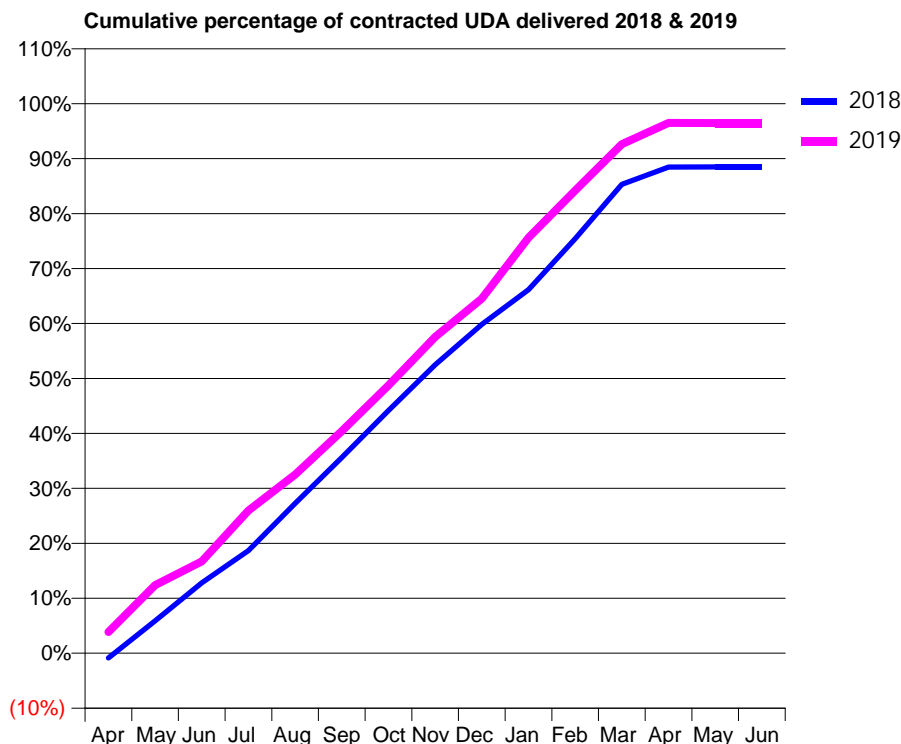
18/19 Contracted general activity (UDA)	13,000
Carry forward general activity (UDA)	0
18/19 Contracted orthodontic activity (UOA)	0
Carry forward orthodontic activity (UOA)	0
Baseline contract value	£310,993.21

### ACCESS\*

Patients seen in 24 months	Total	Change since previous quarter
Quarter ending March 2018	4,955	
Quarter ending June 2018	4,967	→
Quarter ending September 2018	4,992	→
Quarter ending December 2018	5,052	→
Quarter ending March 2019	5,059	→
<b>Variance since March 2018</b>	<b>2.1%</b>	<b>↑</b>



### ACTIVITY



Adjusted Scheduled Activity (UDA)		
Month	2018	2019
April	-115	502
May	768	1,612
June	1,665	2,173
July	2,430	3,377
August	3,545	4,228
September	4,629	5,254
October	5,743	6,337
November	6,825	7,485
December	7,777	8,388
January	8,598	9,831
February	9,807	10,948
March	11,089	12,041
April	11,500	12,543
May	11,502	12,542
June	11,502	12,542

### QUALITY

	Quantity	Base Number	Contract	AT	Region	England
% of FP17s for the same patient ID Re-attending within 3 months - Children	95	1,390	6.8%	11.7%	12.3%	11.8%
% of FP17s for the same patient ID Re-attending within 3 months - Adults	692	5,270	13.1%	15.0%	15.9%	15.7%
% of FP17s for the same patient ID Re-attending between 3 & 9 months - Children	701	1,390	50.4%	55.0%	60.2%	58.9%
% of FP17s for the same patient ID Re-attending between 3 & 9 months - Adults	2,723	5,270	51.7%	50.5%	53.0%	50.8%
% of FP17s for Band 1 Urgent Courses	251	6,701	3.7%	8.9%	9.1%	9.1%
% of FP17s Relating to Free Repair or Replacements	23	6,701	0.3%	1.2%	1.0%	0.8%
% of FP17s Relating to Continuations	174	6,701	2.6%	1.3%	1.0%	0.9%
% of Patients satisfied with the dentistry they have received	5	5	N/A	93.6%	93.2%	92.5%
% of Patients satisfied with the time they had to wait for an appointment	5	5	N/A	87.6%	88.1%	87.0%

\* This is based on patients treated on this contract for their most recent course of treatment. Figures in italics indicate the base number of FP17s or Patient Questionnaire responses are less than 100. N/A is shown where the base number of responses is less than 10 during the period. % is calculated as Quantity/Base number\*100

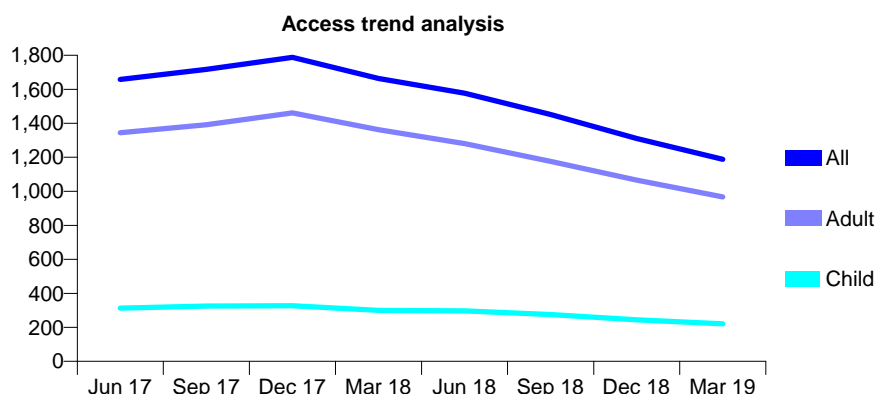
## Q45 - Vital Signs At a Glance Contract Report for 686743/0002 - Year end March 2019

Name or company name	MR HS BASRA
Contract type name	GDS Contract
Purpose of contract	General
Contract start date	22/09/2013
Contract end date	

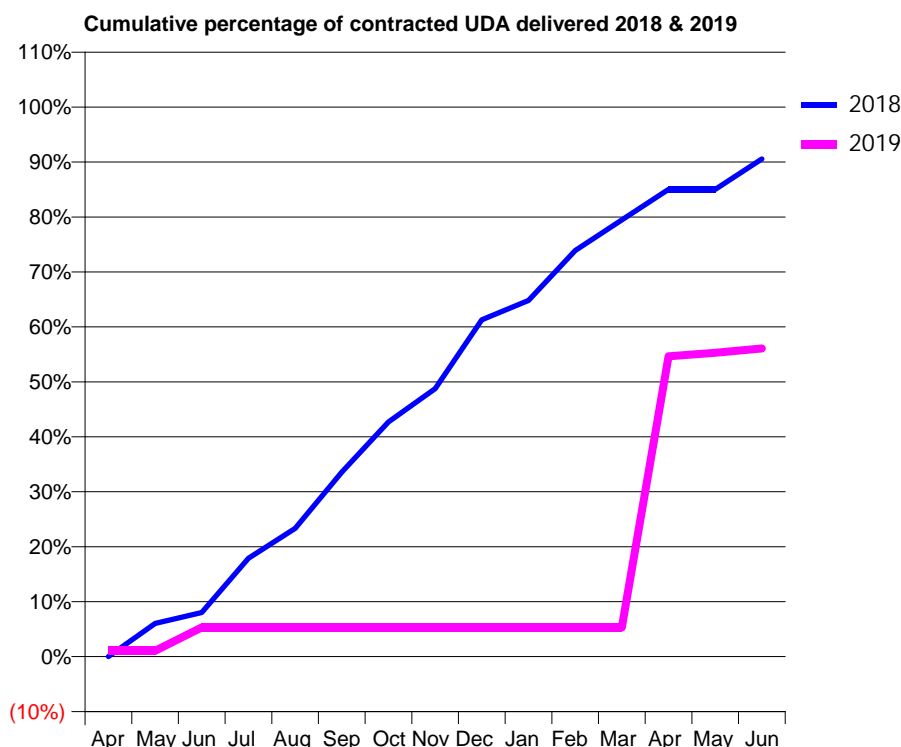
18/19 Contracted general activity (UDA)	5,199
Carry forward general activity (UDA)	0
18/19 Contracted orthodontic activity (UOA)	0
Carry forward orthodontic activity (UOA)	0
Baseline contract value	£173,427.90

### ACCESS\*

Patients seen in 24 months	Total	Change since previous quarter
Quarter ending March 2018	1,663	
Quarter ending June 2018	1,577	↓
Quarter ending September 2018	1,451	↓
Quarter ending December 2018	1,310	↓
Quarter ending March 2019	1,188	↓
<b>Variance since March 2018</b>	<b>(28.6%)</b>	<b>↓</b>



### ACTIVITY



Adjusted Scheduled Activity (UDA)		
Month	2018	2019
April	0	56
May	314	56
June	418	277
July	930	277
August	1,214	277
September	1,745	277
October	2,220	277
November	2,536	277
December	3,187	277
January	3,369	277
February	3,843	277
March	4,131	277
April	4,420	2,840
May	4,420	2,875
June	4,708	2,915

### QUALITY

	Quantity	Base Number	Contract	AT	Region	England
% of FP17s for the same patient ID Re-attending within 3 months - Children	5	70	7.1%	11.7%	12.3%	11.8%
% of FP17s for the same patient ID Re-attending within 3 months - Adults	42	282	14.9%	15.0%	15.9%	15.7%
% of FP17s for the same patient ID Re-attending between 3 & 9 months - Children	38	70	54.3%	55.0%	60.2%	58.9%
% of FP17s for the same patient ID Re-attending between 3 & 9 months - Adults	142	282	50.4%	50.5%	53.0%	50.8%
% of FP17s for Band 1 Urgent Courses	58	1,197	4.8%	8.9%	9.1%	9.1%
% of FP17s Relating to Free Repair or Replacements	4	1,197	0.3%	1.2%	1.0%	0.8%
% of FP17s Relating to Continuations	2	1,197	0.2%	1.3%	1.0%	0.9%
% of Patients satisfied with the dentistry they have received	4	5	N/A	93.6%	93.2%	92.5%
% of Patients satisfied with the time they had to wait for an appointment	4	5	N/A	87.6%	88.1%	87.0%

\* This is based on patients treated on this contract for their most recent course of treatment.  
 Figures in *italics* indicate the base number of FP17s or Patient Questionnaire responses are less than 100. N/A is shown where the base number of responses is less than 10 during the period. % is calculated as Quantity/Base number\*100

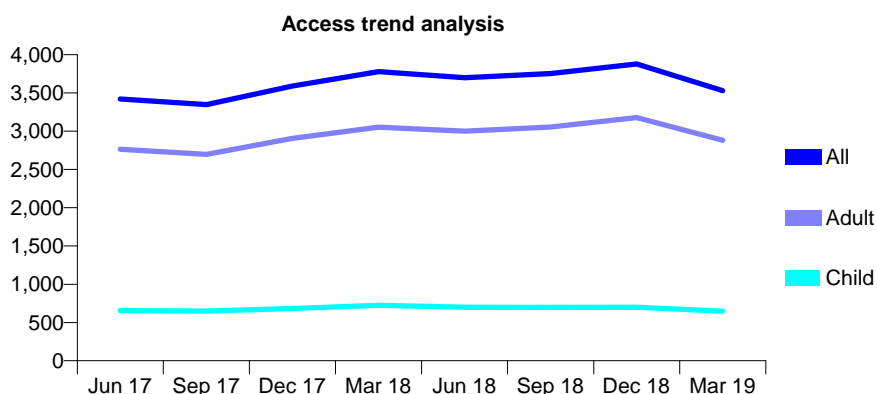
## Q45 - Vital Signs At a Glance Contract Report for 692093/0002 - Year end March 2019

Name or company name	MR N AGGARWAL
Contract type name	GDS Contract
Purpose of contract	General
Contract start date	01/12/2012
Contract end date	

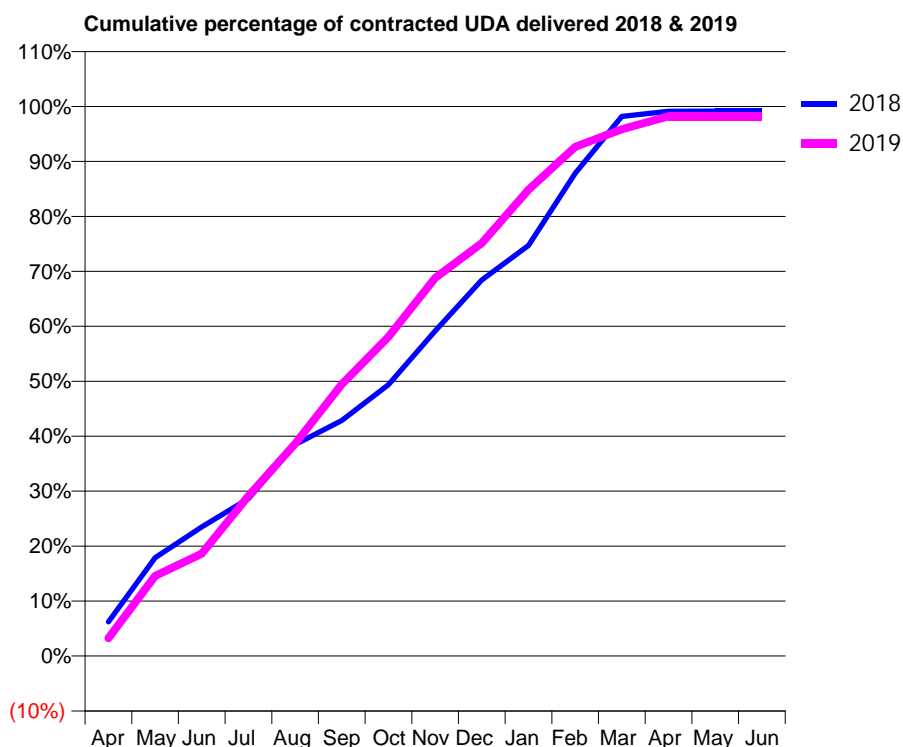
18/19 Contracted general activity (UDA)	11,162
Carry forward general activity (UDA)	95
18/19 Contracted orthodontic activity (UOA)	0
Carry forward orthodontic activity (UOA)	0
Baseline contract value	£353,425.51

### ACCESS\*

Patients seen in 24 months	Total	Change since previous quarter
Quarter ending March 2018	3,777	
Quarter ending June 2018	3,700	↓
Quarter ending September 2018	3,753	→
Quarter ending December 2018	3,878	↑
Quarter ending March 2019	3,528	↓
<b>Variance since March 2018</b>	<b>(6.6%)</b>	<b>↓</b>



### ACTIVITY



Adjusted Scheduled Activity (UDA)		
Month	2018	2019
April	695	361
May	1,999	1,626
June	2,623	2,078
July	3,197	3,251
August	4,295	4,313
September	4,781	5,518
October	5,510	6,483
November	6,602	7,680
December	7,638	8,385
January	8,340	9,470
February	9,803	10,344
March	10,960	10,701
April	11,064	10,963
May	11,067	10,963
June	11,067	10,963

### QUALITY

	Quantity	Base Number	Contract	AT	Region	England
% of FP17s for the same patient ID Re-attending within 3 months - Children	18	747	2.4%	11.7%	12.3%	11.8%
% of FP17s for the same patient ID Re-attending within 3 months - Adults	196	3,191	6.1%	15.0%	15.9%	15.7%
% of FP17s for the same patient ID Re-attending between 3 & 9 months - Children	305	747	40.8%	55.0%	60.2%	58.9%
% of FP17s for the same patient ID Re-attending between 3 & 9 months - Adults	1,278	3,191	40.1%	50.5%	53.0%	50.8%
% of FP17s for Band 1 Urgent Courses	60	3,995	1.5%	8.9%	9.1%	9.1%
% of FP17s Relating to Free Repair or Replacements	20	3,995	0.5%	1.2%	1.0%	0.8%
% of FP17s Relating to Continuations	37	3,995	0.9%	1.3%	1.0%	0.9%
% of Patients satisfied with the dentistry they have received	2	2	N/A	93.6%	93.2%	92.5%
% of Patients satisfied with the time they had to wait for an appointment	2	2	N/A	87.6%	88.1%	87.0%

\* This is based on patients treated on this contract for their most recent course of treatment.

Figures in italics indicate the base number of FP17s or Patient Questionnaire responses are less than 100. N/A is shown where the base number of responses is less than 10 during the period. % is calculated as Quantity/Base number\*100

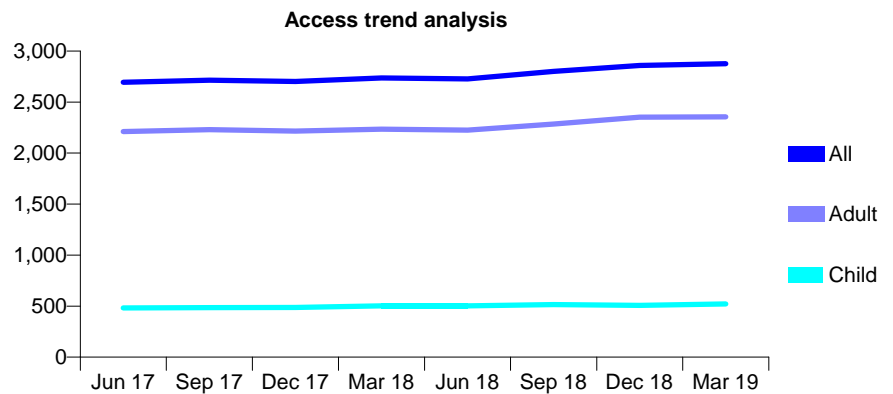
## Q45 - Vital Signs At a Glance Contract Report for 712698/0001 - Year end March 2019

Name or company name	MISS KL WILLOUGHBY
Contract type name	GDS Contract
Purpose of contract	General
Contract start date	01/04/2014
Contract end date	

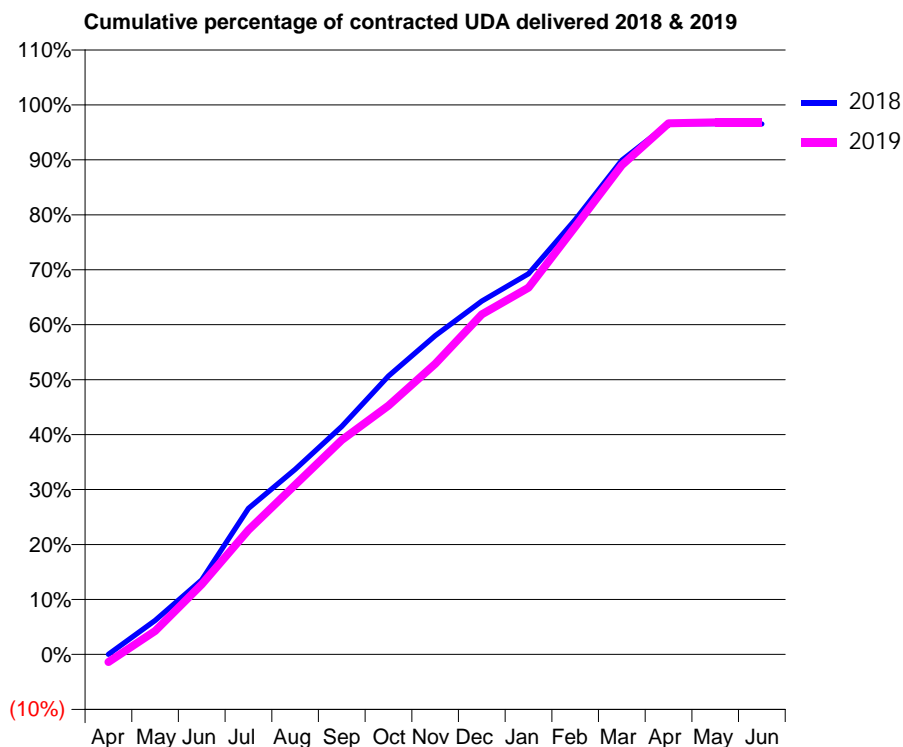
18/19 Contracted general activity (UDA)	8,461
Carry forward general activity (UDA)	293
18/19 Contracted orthodontic activity (UOA)	0
Carry forward orthodontic activity (UOA)	0
Baseline contract value	£199,643.71

### ACCESS\*

Patients seen in 24 months	Total	Change since previous quarter
Quarter ending March 2018	2,737	
Quarter ending June 2018	2,727	→
Quarter ending September 2018	2,800	↑
Quarter ending December 2018	2,860	↑
Quarter ending March 2019	2,876	→
<b>Variance since March 2018</b>	<b>5.1%</b>	<b>↑</b>



### ACTIVITY



Adjusted Scheduled Activity (UDA)		
Month	2018	2019
April	0	-119
May	525	361
June	1,147	1,080
July	2,250	1,917
August	2,852	2,610
September	3,510	3,301
October	4,287	3,830
November	4,908	4,472
December	5,441	5,235
January	5,860	5,647
February	6,694	6,585
March	7,609	7,529
April	8,170	8,177
May	8,171	8,191
June	8,168	8,191

### QUALITY

	Quantity	Base Number	Contract	AT	Region	England
% of FP17s for the same patient ID Re-attending within 3 months - Children	68	841	8.1%	11.7%	12.3%	11.8%
% of FP17s for the same patient ID Re-attending within 3 months - Adults	367	3,304	11.1%	15.0%	15.9%	15.7%
% of FP17s for the same patient ID Re-attending between 3 & 9 months - Children	489	841	58.1%	55.0%	60.2%	58.9%
% of FP17s for the same patient ID Re-attending between 3 & 9 months - Adults	1,810	3,304	54.8%	50.5%	53.0%	50.8%
% of FP17s for Band 1 Urgent Courses	384	4,139	9.3%	8.9%	9.1%	9.1%
% of FP17s Relating to Free Repair or Replacements	17	4,139	0.4%	1.2%	1.0%	0.8%
% of FP17s Relating to Continuations	19	4,139	0.5%	1.3%	1.0%	0.9%
% of Patients satisfied with the dentistry they have received	4	4	N/A	93.6%	93.2%	92.5%
% of Patients satisfied with the time they had to wait for an appointment	3	4	N/A	87.6%	88.1%	87.0%

\* This is based on patients treated on this contract for their most recent course of treatment. Figures in italics indicate the base number of FP17s or Patient Questionnaire responses are less than 100. N/A is shown where the base number of responses is less than 10 during the period. % is calculated as Quantity/Base number\*100



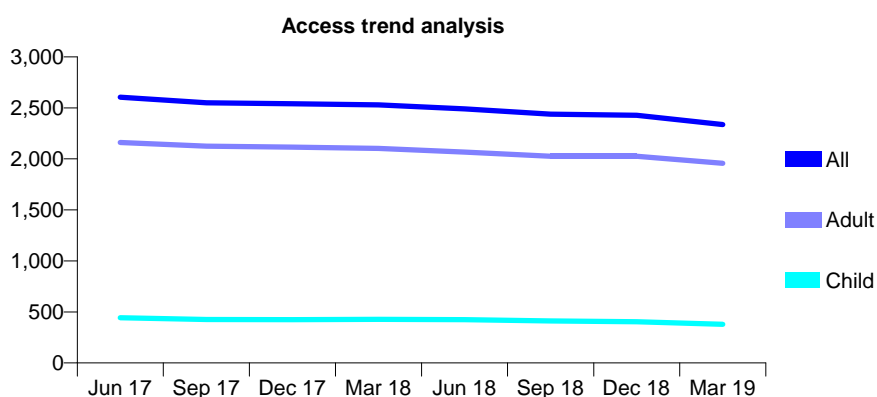
## Q45 - Vital Signs At a Glance Contract Report for 728306/0002 - Year end March 2019

Name or company name	MR MW ALEXANDER
Contract type name	GDS Contract
Purpose of contract	General
Contract start date	30/04/2012
Contract end date	

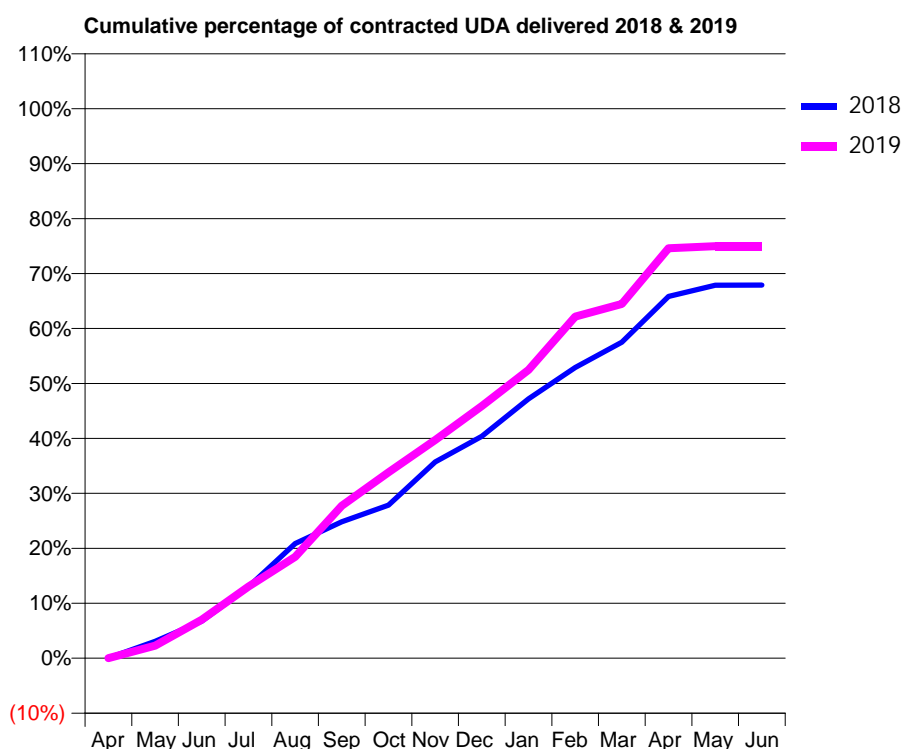
18/19 Contracted general activity (UDA)	9,000
Carry forward general activity (UDA)	0
18/19 Contracted orthodontic activity (UOA)	0
Carry forward orthodontic activity (UOA)	0
Baseline contract value	£195,779.47

### ACCESS\*

Patients seen in 24 months	Total	Change since previous quarter
Quarter ending March 2018	2,529	
Quarter ending June 2018	2,490	↓
Quarter ending September 2018	2,438	↓
Quarter ending December 2018	2,428	→
Quarter ending March 2019	2,337	↓
<b>Variance since March 2018</b>	<b>(7.6%)</b>	<b>↓</b>



### ACTIVITY



Adjusted Scheduled Activity (UDA)		
Month	2018	2019
April	6	1
May	325	206
June	714	630
July	1,377	1,174
August	2,209	1,662
September	2,627	2,497
October	2,946	3,045
November	3,779	3,575
December	4,273	4,128
January	4,990	4,723
February	5,596	5,595
March	6,081	5,801
April	6,961	6,712
May	7,177	6,748
June	7,180	6,748

### QUALITY

	Quantity	Base Number	Contract	AT	Region	England
% of FP17s for the same patient ID Re-attending within 3 months - Children	16	411	3.9%	11.7%	12.3%	11.8%
% of FP17s for the same patient ID Re-attending within 3 months - Adults	239	1,975	12.1%	15.0%	15.9%	15.7%
% of FP17s for the same patient ID Re-attending between 3 & 9 months - Children	152	411	37.0%	55.0%	60.2%	58.9%
% of FP17s for the same patient ID Re-attending between 3 & 9 months - Adults	775	1,975	39.2%	50.5%	53.0%	50.8%
% of FP17s for Band 1 Urgent Courses	133	2,375	5.6%	8.9%	9.1%	9.1%
% of FP17s Relating to Free Repair or Replacements	34	2,375	1.4%	1.2%	1.0%	0.8%
% of FP17s Relating to Continuations	21	2,375	0.9%	1.3%	1.0%	0.9%
% of Patients satisfied with the dentistry they have received	1	1	N/A	93.6%	93.2%	92.5%
% of Patients satisfied with the time they had to wait for an appointment	1	1	N/A	87.6%	88.1%	87.0%

\* This is based on patients treated on this contract for their most recent course of treatment. Figures in italics indicate the base number of FP17s or Patient Questionnaire responses are less than 100. N/A is shown where the base number of responses is less than 10 during the period. % is calculated as Quantity/Base number\*100

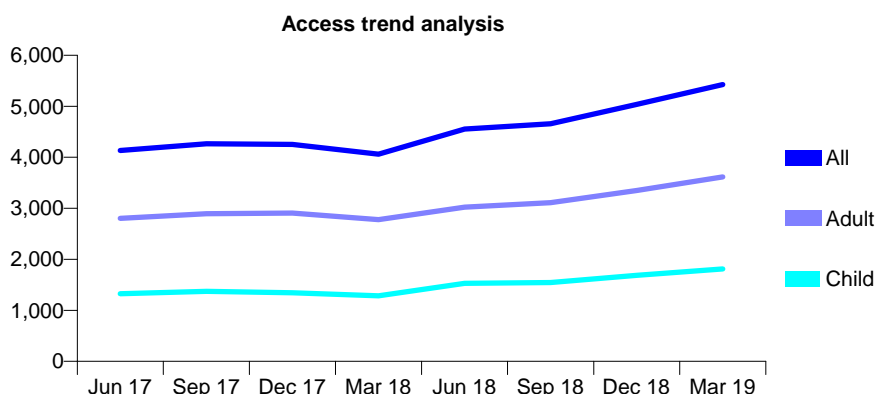
## Q45 - Vital Signs At a Glance Contract Report for 732621/0001 - Year end March 2019

Name or company name	Ladhar, Ladhar and Dinsdale
Contract type name	GDS Contract
Purpose of contract	General
Contract start date	01/04/2006
Contract end date	

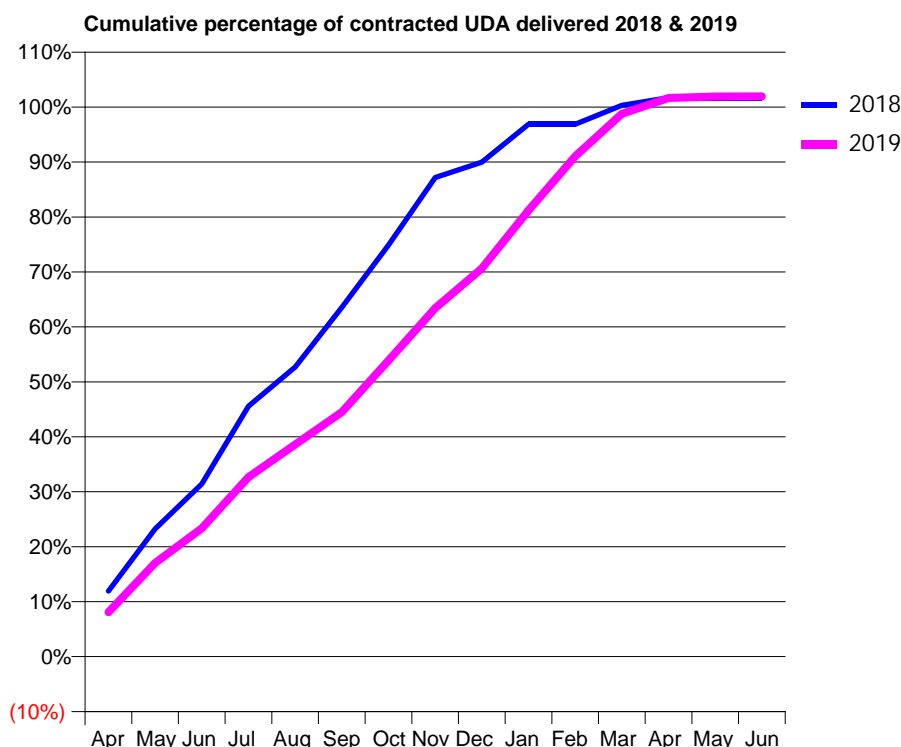
18/19 Contracted general activity (UDA)	20,147
Carry forward general activity (UDA)	-209
18/19 Contracted orthodontic activity (UOA)	0
Carry forward orthodontic activity (UOA)	0
Baseline contract value	£526,940.43

### ACCESS\*

Patients seen in 24 months	Total	Change since previous quarter
Quarter ending March 2018	4,062	
Quarter ending June 2018	4,552	↑
Quarter ending September 2018	4,658	↑
Quarter ending December 2018	5,037	↑
Quarter ending March 2019	5,427	↑
<b>Variance since March 2018</b>	<b>33.6%</b>	<b>↑</b>



### ACTIVITY



Month	Adjusted Scheduled Activity (UDA)	
	2018	2019
April	1,450	1,631
May	2,824	3,436
June	3,817	4,698
July	5,535	6,585
August	6,400	7,776
September	7,719	8,965
October	9,098	10,855
November	10,588	12,776
December	10,927	14,228
January	11,766	16,363
February	11,766	18,345
March	12,184	19,899
April	12,356	20,479
May	12,356	20,532
June	12,356	20,536

### QUALITY

	Quantity	Base Number	Contract	AT	Region	England
% of FP17s for the same patient ID Re-attending within 3 months - Children	186	3,102	6.0%	11.7%	12.3%	11.8%
% of FP17s for the same patient ID Re-attending within 3 months - Adults	675	5,016	13.5%	15.0%	15.9%	15.7%
% of FP17s for the same patient ID Re-attending between 3 & 9 months - Children	1,555	3,102	50.1%	55.0%	60.2%	58.9%
% of FP17s for the same patient ID Re-attending between 3 & 9 months - Adults	1,843	5,016	36.7%	50.5%	53.0%	50.8%
% of FP17s for Band 1 Urgent Courses	735	8,318	8.8%	8.9%	9.1%	9.1%
% of FP17s Relating to Free Repair or Replacements	60	8,318	0.7%	1.2%	1.0%	0.8%
% of FP17s Relating to Continuations	110	8,318	1.3%	1.3%	1.0%	0.9%
% of Patients satisfied with the dentistry they have received	2	2	N/A	93.6%	93.2%	92.5%
% of Patients satisfied with the time they had to wait for an appointment	2	2	N/A	87.6%	88.1%	87.0%

\* This is based on patients treated on this contract for their most recent course of treatment.

Figures in italics indicate the base number of FP17s or Patient Questionnaire responses are less than 100. N/A is shown where the base number of responses is less than 10 during the period. % is calculated as Quantity/Base number\*100

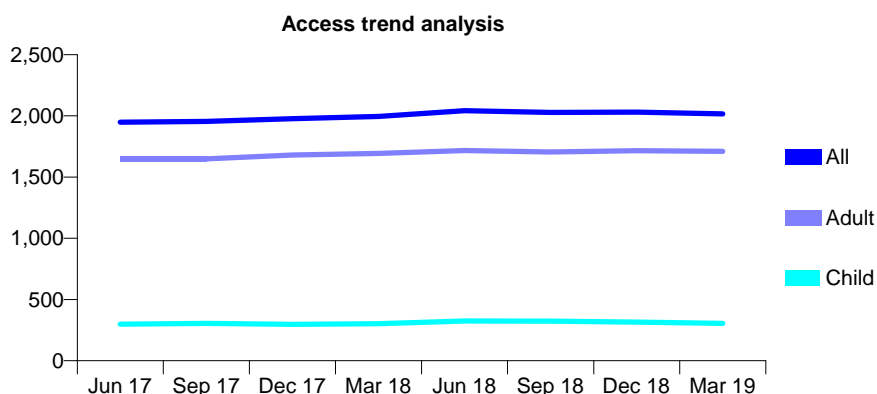
## Q45 - Vital Signs At a Glance Contract Report for 739170/0001 - Year end March 2019

Name or company name	MR RS ELSTON
Contract type name	GDS Contract
Purpose of contract	General and Orthodontic
Contract start date	01/04/2006
Contract end date	

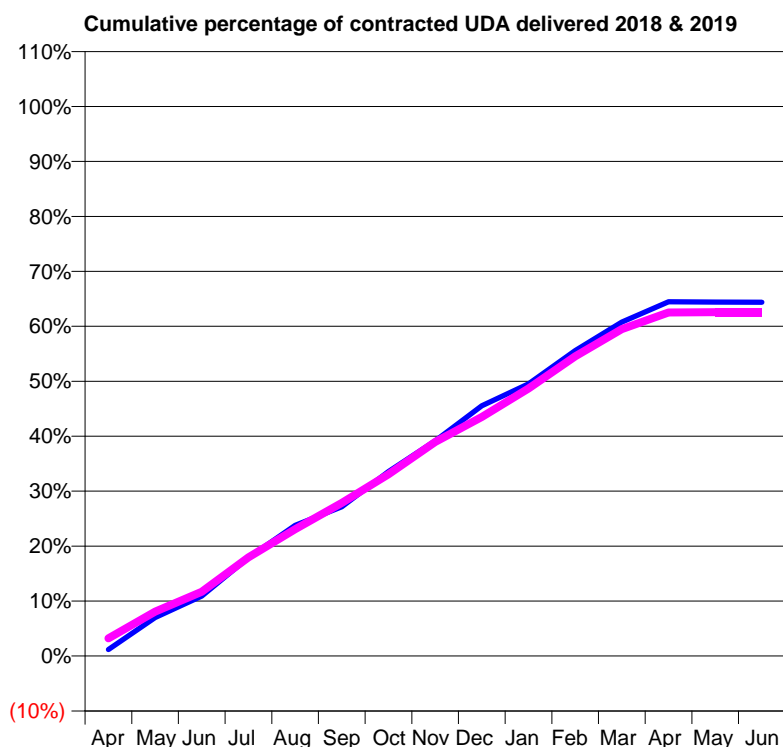
18/19 Contracted general activity (UDA)	13,622
Carry forward general activity (UDA)	0
18/19 Contracted orthodontic activity (UOA)	103
Carry forward orthodontic activity (UOA)	0
Baseline contract value	£327,512.76

### ACCESS\*

Patients seen in 24 months	Total	Change since previous quarter
Quarter ending March 2018	1,995	
Quarter ending June 2018	2,042	↑
Quarter ending September 2018	2,028	→
Quarter ending December 2018	2,031	→
Quarter ending March 2019	2,017	→
<b>Variance since March 2018</b>	<b>1.1%</b>	<b>→</b>



### ACTIVITY



Adjusted Scheduled Activity (UDA)		
Month	2018	2019
April	160	438
May	955	1,104
June	1,487	1,594
July	2,437	2,449
August	3,237	3,146
September	3,700	3,798
October	4,574	4,505
November	5,334	5,309
December	6,204	5,926
January	6,746	6,631
February	7,571	7,428
March	8,280	8,105
April	8,781	8,518
May	8,773	8,525
June	8,770	8,525

### QUALITY

	Quantity	Base Number	Contract	AT	Region	England
% of FP17s for the same patient ID Re-attending within 3 months - Children	110	703	15.6%	11.7%	12.3%	11.8%
% of FP17s for the same patient ID Re-attending within 3 months - Adults	623	2,887	21.6%	15.0%	15.9%	15.7%
% of FP17s for the same patient ID Re-attending between 3 & 9 months - Children	417	703	59.3%	55.0%	60.2%	58.9%
% of FP17s for the same patient ID Re-attending between 3 & 9 months - Adults	1,628	2,887	56.4%	50.5%	53.0%	50.8%
% of FP17s for Band 1 Urgent Courses	68	3,480	2.0%	8.9%	9.1%	9.1%
% of FP17s Relating to Free Repair or Replacements	39	3,480	1.1%	1.2%	1.0%	0.8%
% of FP17s Relating to Continuations	272	3,480	7.8%	1.3%	1.0%	0.9%
% of Patients satisfied with the dentistry they have received	5	5	N/A	93.6%	93.2%	92.5%
% of Patients satisfied with the time they had to wait for an appointment	5	5	N/A	87.6%	88.1%	87.0%

\* This is based on patients treated on this contract for their most recent course of treatment.

Figures in italics indicate the base number of FP17s or Patient Questionnaire responses are less than 100. N/A is shown where the base number of responses is less than 10 during the period. % is calculated as Quantity/Base number\*100

## Q45 - Vital Signs At a Glance Contract Report for 741566/0001 - Year end March 2019

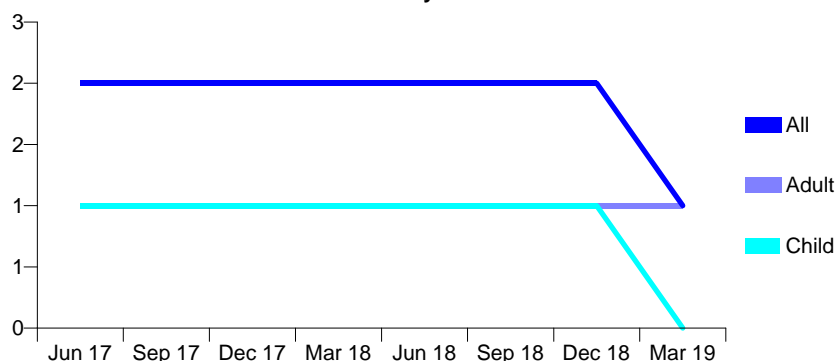
Name or company name	MISS SM GRANT
Contract type name	GDS Contract
Purpose of contract	General
Contract start date	01/04/2006
Contract end date	18/12/2018

18/19 Contracted general activity (UDA)	3
Carry forward general activity (UDA)	0
18/19 Contracted orthodontic activity (UOA)	0
Carry forward orthodontic activity (UOA)	0
Baseline contract value	£39.01

### ACCESS\*

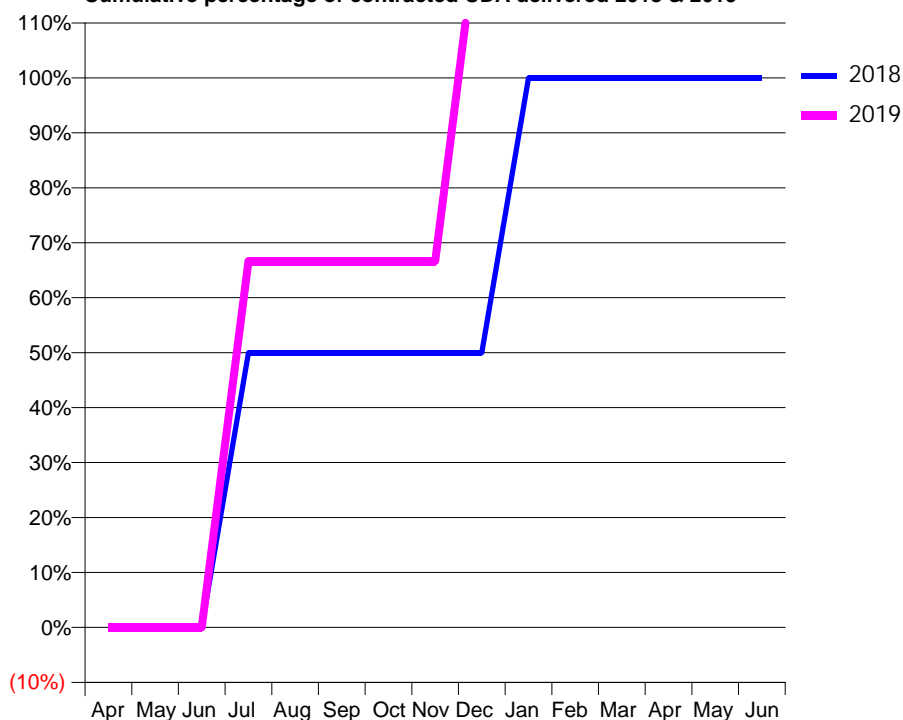
Patients seen in 24 months	Total	Change since previous quarter
Quarter ending March 2018	2	
Quarter ending June 2018	2	→
Quarter ending September 2018	2	→
Quarter ending December 2018	2	→
Quarter ending March 2019	1	↓
<b>Variance since March 2018</b>	<b>(50.0%)</b>	<b>↓</b>

### Access trend analysis



### ACTIVITY

#### Cumulative percentage of contracted UDA delivered 2018 & 2019



Adjusted Scheduled Activity (UDA)		
Month	2018	2019
April	0	0
May	0	0
June	0	0
July	2	2
August	2	2
September	2	2
October	2	2
November	2	2
December	2	4
January	4	4
February	4	4
March	4	4
April	4	4
May	4	4
June	4	4

### QUALITY

	Quantity	Base Number	Contract	AT	Region	England
% of FP17s for the same patient ID Re-attending within 3 months - Children	0	2	0.0%	11.7%	12.3%	11.8%
% of FP17s for the same patient ID Re-attending within 3 months - Adults	0	2	0.0%	15.0%	15.9%	15.7%
% of FP17s for the same patient ID Re-attending between 3 & 9 months - Children	2	2	100.0%	55.0%	60.2%	58.9%
% of FP17s for the same patient ID Re-attending between 3 & 9 months - Adults	2	2	100.0%	50.5%	53.0%	50.8%
% of FP17s for Band 1 Urgent Courses	0	4	0.0%	8.9%	9.1%	9.1%
% of FP17s Relating to Free Repair or Replacements	0	4	0.0%	1.2%	1.0%	0.8%
% of FP17s Relating to Continuations	0	4	0.0%	1.3%	1.0%	0.9%
% of Patients satisfied with the dentistry they have received	0	0	N/A	93.6%	93.2%	92.5%
% of Patients satisfied with the time they had to wait for an appointment	0	0	N/A	87.6%	88.1%	87.0%

\* This is based on patients treated on this contract for their most recent course of treatment.

Figures in italics indicate the base number of FP17s or Patient Questionnaire responses are less than 100. N/A is shown where the base number of responses is less than 10 during the period. % is calculated as Quantity/Base number\*100

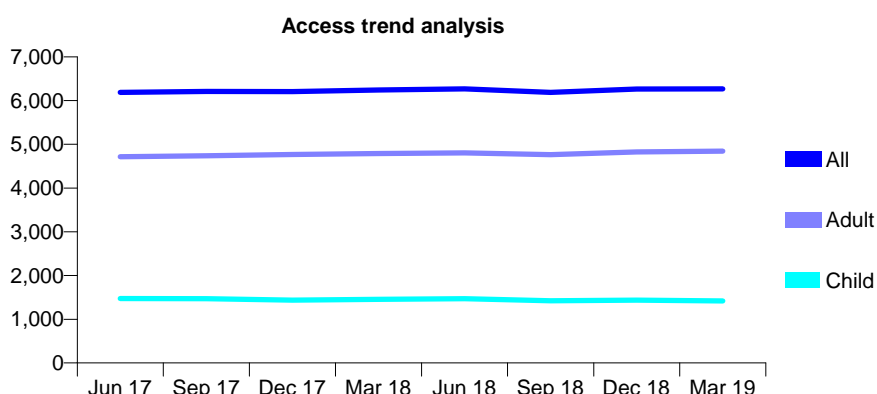
## Q45 - Vital Signs At a Glance Contract Report for 742376/0001 - Year end March 2019

Name or company name	MR SA HETHERINGTON
Contract type name	GDS Contract
Purpose of contract	General
Contract start date	01/04/2006
Contract end date	

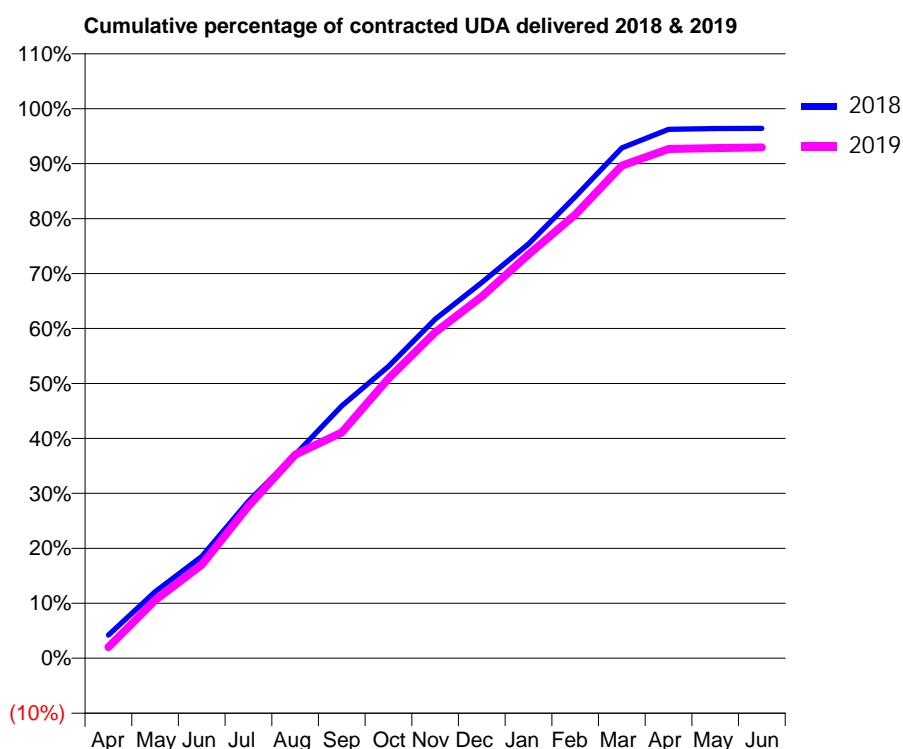
18/19 Contracted general activity (UDA)	16,232
Carry forward general activity (UDA)	584
18/19 Contracted orthodontic activity (UOA)	0
Carry forward orthodontic activity (UOA)	0
Baseline contract value	£399,324.64

### ACCESS\*

Patients seen in 24 months	Total	Change since previous quarter
Quarter ending March 2018	6,243	
Quarter ending June 2018	6,269	→
Quarter ending September 2018	6,186	↓
Quarter ending December 2018	6,264	→
Quarter ending March 2019	6,267	→
<b>Variance since March 2018</b>	<b>0.4%</b>	<b>→</b>



### ACTIVITY



Adjusted Scheduled Activity (UDA)		
Month	2018	2019
April	683	330
May	1,963	1,714
June	3,002	2,761
July	4,635	4,493
August	6,010	6,012
September	7,452	6,668
October	8,621	8,263
November	10,014	9,630
December	11,097	10,682
January	12,236	11,927
February	13,632	13,099
March	15,072	14,549
April	15,620	15,038
May	15,645	15,067
June	15,648	15,085

### QUALITY

	Quantity	Base Number	Contract	AT	Region	England
% of FP17s for the same patient ID Re-attending within 3 months - Children	98	1,397	7.0%	11.7%	12.3%	11.8%
% of FP17s for the same patient ID Re-attending within 3 months - Adults	1,049	5,548	18.9%	15.0%	15.9%	15.7%
% of FP17s for the same patient ID Re-attending between 3 & 9 months - Children	405	1,397	29.0%	55.0%	60.2%	58.9%
% of FP17s for the same patient ID Re-attending between 3 & 9 months - Adults	1,765	5,548	31.8%	50.5%	53.0%	50.8%
% of FP17s for Band 1 Urgent Courses	1,073	6,929	15.5%	8.9%	9.1%	9.1%
% of FP17s Relating to Free Repair or Replacements	79	6,929	1.1%	1.2%	1.0%	0.8%
% of FP17s Relating to Continuations	275	6,929	4.0%	1.3%	1.0%	0.9%
% of Patients satisfied with the dentistry they have received	0	0	N/A	93.6%	93.2%	92.5%
% of Patients satisfied with the time they had to wait for an appointment	0	0	N/A	87.6%	88.1%	87.0%

\* This is based on patients treated on this contract for their most recent course of treatment.

Figures in italics indicate the base number of FP17s or Patient Questionnaire responses are less than 100. N/A is shown where the base number of responses is less than 10 during the period. % is calculated as Quantity/Base number\*100

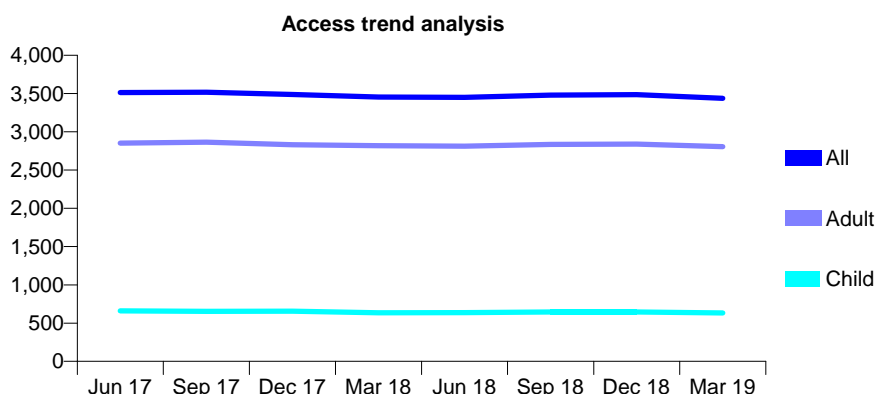
## Q45 - Vital Signs At a Glance Contract Report for 742562/0001 - Year end March 2019

Name or company name	MR NL CREES
Contract type name	GDS Contract
Purpose of contract	General and Orthodontic
Contract start date	01/04/2006
Contract end date	

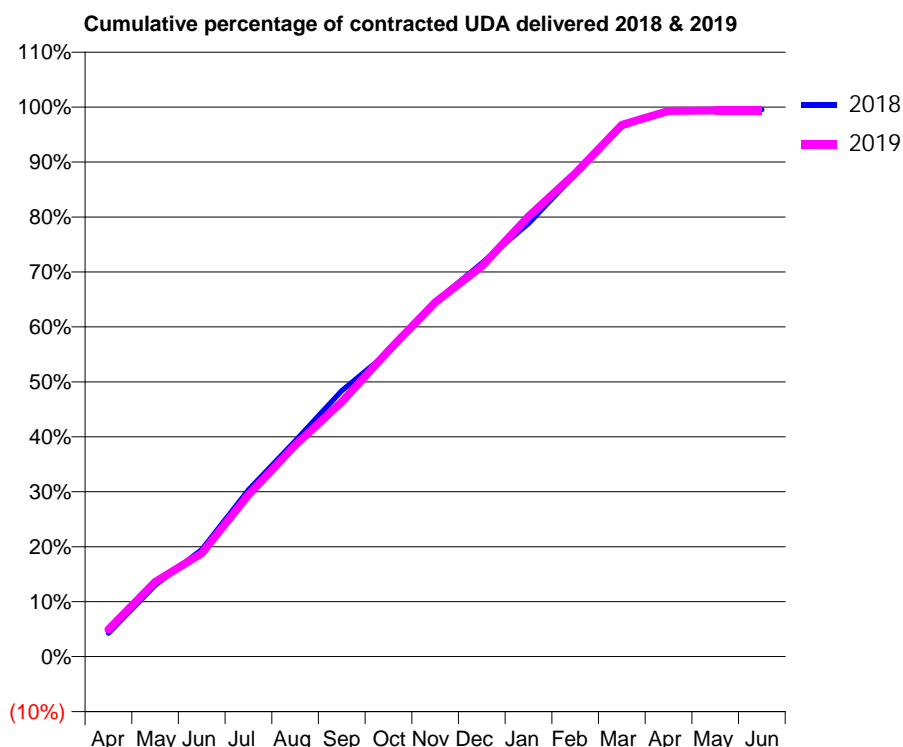
18/19 Contracted general activity (UDA)	10,425
Carry forward general activity (UDA)	48
18/19 Contracted orthodontic activity (UOA)	0
Carry forward orthodontic activity (UOA)	0
Baseline contract value	£260,972.30

### ACCESS\*

Patients seen in 24 months	Total	Change since previous quarter
Quarter ending March 2018	3,454	
Quarter ending June 2018	3,450	→
Quarter ending September 2018	3,479	→
Quarter ending December 2018	3,485	→
Quarter ending March 2019	3,438	↓
<b>Variance since March 2018</b>	<b>(0.5%)</b>	<b>→</b>



### ACTIVITY



Adjusted Scheduled Activity (UDA)		
Month	2018	2019
April	445	516
May	1,357	1,415
June	2,030	1,959
July	3,164	3,073
August	4,092	4,013
September	5,046	4,833
October	5,777	5,802
November	6,730	6,721
December	7,464	7,407
January	8,217	8,349
February	9,149	9,166
March	10,056	10,089
April	10,368	10,350
May	10,374	10,362
June	10,377	10,362

### QUALITY

	Quantity	Base Number	Contract	AT	Region	England
% of FP17s for the same patient ID Re-attending within 3 months - Children	91	985	9.2%	11.7%	12.3%	11.8%
% of FP17s for the same patient ID Re-attending within 3 months - Adults	594	4,000	14.9%	15.0%	15.9%	15.7%
% of FP17s for the same patient ID Re-attending between 3 & 9 months - Children	583	985	59.2%	55.0%	60.2%	58.9%
% of FP17s for the same patient ID Re-attending between 3 & 9 months - Adults	2,156	4,000	53.9%	50.5%	53.0%	50.8%
% of FP17s for Band 1 Urgent Courses	439	4,975	8.8%	8.9%	9.1%	9.1%
% of FP17s Relating to Free Repair or Replacements	52	4,975	1.0%	1.2%	1.0%	0.8%
% of FP17s Relating to Continuations	64	4,975	1.3%	1.3%	1.0%	0.9%
% of Patients satisfied with the dentistry they have received	0	0	N/A	93.6%	93.2%	92.5%
% of Patients satisfied with the time they had to wait for an appointment	0	0	N/A	87.6%	88.1%	87.0%

\* This is based on patients treated on this contract for their most recent course of treatment.  
 Figures in *italics* indicate the base number of FP17s or Patient Questionnaire responses are less than 100. N/A is shown where the base number of responses is less than 10 during the period. % is calculated as Quantity/Base number\*100

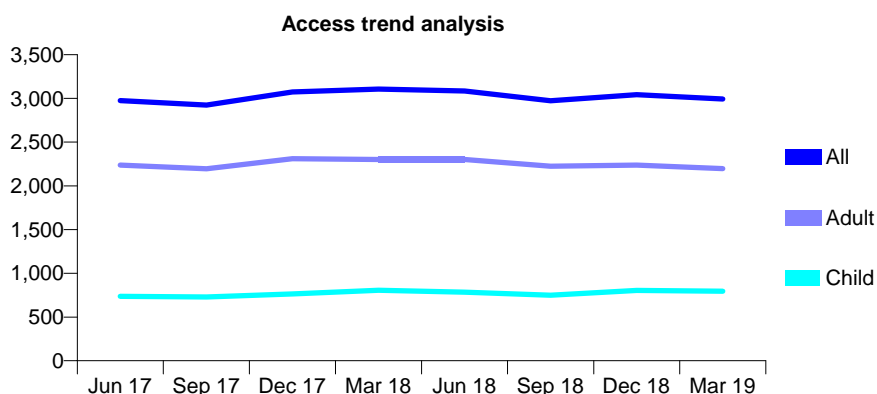
## Q45 - Vital Signs At a Glance Contract Report for 761338/0001 - Year end March 2019

Name or company name	MRS N HILL
Contract type name	GDS Contract
Purpose of contract	General
Contract start date	01/04/2006
Contract end date	

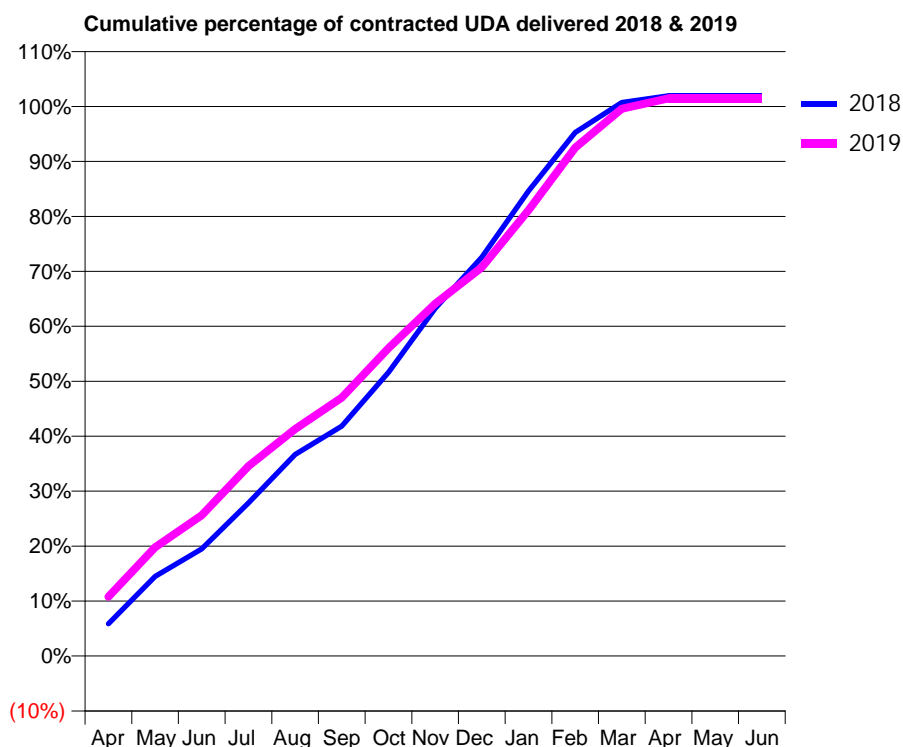
18/19 Contracted general activity (UDA)	9,322
Carry forward general activity (UDA)	-165
18/19 Contracted orthodontic activity (UOA)	0
Carry forward orthodontic activity (UOA)	0
Baseline contract value	£277,909.11

### ACCESS\*

Patients seen in 24 months	Total	Change since previous quarter
Quarter ending March 2018	3,108	
Quarter ending June 2018	3,084	→
Quarter ending September 2018	2,973	↓
Quarter ending December 2018	3,042	↑
Quarter ending March 2019	2,993	↓
<b>Variance since March 2018</b>	<b>(3.7%)</b>	<b>↓</b>



### ACTIVITY



Adjusted Scheduled Activity (UDA)		
Month	2018	2019
April	497	1,006
May	1,228	1,844
June	1,653	2,387
July	2,361	3,220
August	3,109	3,852
September	3,544	4,383
October	4,375	5,221
November	5,362	5,977
December	6,151	6,594
January	7,169	7,562
February	8,076	8,624
March	8,535	9,283
April	8,640	9,460
May	8,640	9,460
June	8,640	9,460

### QUALITY

	Quantity	Base Number	Contract	AT	Region	England
% of FP17s for the same patient ID Re-attending within 3 months - Children	32	1,084	3.0%	11.7%	12.3%	11.8%
% of FP17s for the same patient ID Re-attending within 3 months - Adults	328	3,048	10.8%	15.0%	15.9%	15.7%
% of FP17s for the same patient ID Re-attending between 3 & 9 months - Children	330	1,084	30.4%	55.0%	60.2%	58.9%
% of FP17s for the same patient ID Re-attending between 3 & 9 months - Adults	1,015	3,048	33.3%	50.5%	53.0%	50.8%
% of FP17s for Band 1 Urgent Courses	312	4,140	7.5%	8.9%	9.1%	9.1%
% of FP17s Relating to Free Repair or Replacements	80	4,140	1.9%	1.2%	1.0%	0.8%
% of FP17s Relating to Continuations	29	4,140	0.7%	1.3%	1.0%	0.9%
% of Patients satisfied with the dentistry they have received	1	2	N/A	93.6%	93.2%	92.5%
% of Patients satisfied with the time they had to wait for an appointment	2	2	N/A	87.6%	88.1%	87.0%

\* This is based on patients treated on this contract for their most recent course of treatment.

Figures in italics indicate the base number of FP17s or Patient Questionnaire responses are less than 100. N/A is shown where the base number of responses is less than 10 during the period. % is calculated as Quantity/Base number\*100



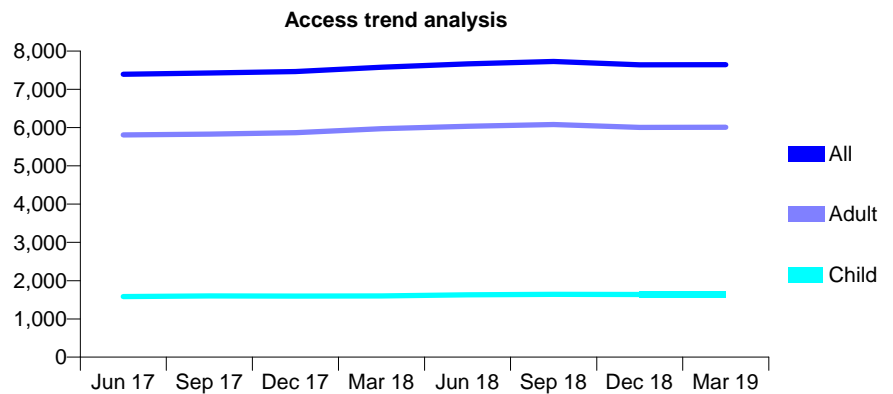
## Q45 - Vital Signs At a Glance Contract Report for 761486/0001 - Year end March 2019

Name or company name	MISS NL PROCTOR
Contract type name	GDS Contract
Purpose of contract	General
Contract start date	01/04/2006
Contract end date	

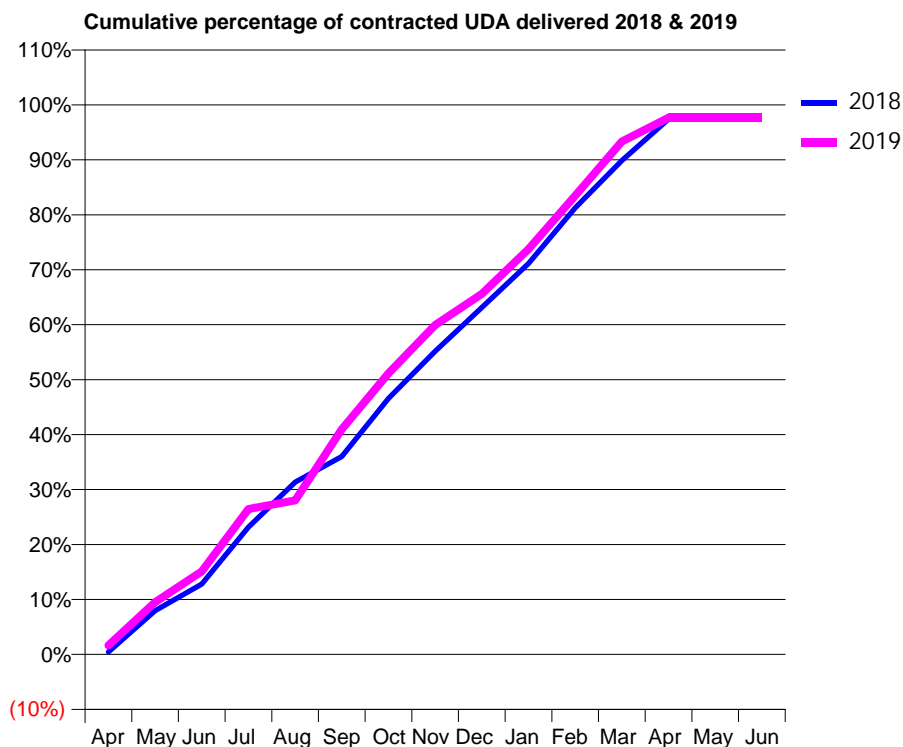
18/19 Contracted general activity (UDA)	19,711
Carry forward general activity (UDA)	509
18/19 Contracted orthodontic activity (UOA)	0
Carry forward orthodontic activity (UOA)	0
Baseline contract value	£538,297.38

### ACCESS\*

Patients seen in 24 months	Total	Change since previous quarter
Quarter ending March 2018	7,575	
Quarter ending June 2018	7,662	→
Quarter ending September 2018	7,725	→
Quarter ending December 2018	7,640	↓
Quarter ending March 2019	7,645	→
<b>Variance since March 2018</b>	<b>0.9%</b>	<b>→</b>



### ACTIVITY



Adjusted Scheduled Activity (UDA)		
Month	2018	2019
April	90	321
May	1,572	1,875
June	2,522	2,979
July	4,567	5,217
August	6,178	5,526
September	7,097	8,074
October	9,183	10,079
November	10,876	11,819
December	12,443	12,933
January	14,023	14,537
February	16,015	16,456
March	17,712	18,395
April	19,199	19,250
May	19,202	19,251
June	19,202	19,251

### QUALITY

	Quantity	Base Number	Contract	AT	Region	England
% of FP17s for the same patient ID Re-attending within 3 months - Children	217	2,694	8.1%	11.7%	12.3%	11.8%
% of FP17s for the same patient ID Re-attending within 3 months - Adults	1,423	8,928	15.9%	15.0%	15.9%	15.7%
% of FP17s for the same patient ID Re-attending between 3 & 9 months - Children	1,690	2,694	62.7%	55.0%	60.2%	58.9%
% of FP17s for the same patient ID Re-attending between 3 & 9 months - Adults	4,846	8,928	54.3%	50.5%	53.0%	50.8%
% of FP17s for Band 1 Urgent Courses	1,464	11,388	12.9%	8.9%	9.1%	9.1%
% of FP17s Relating to Free Repair or Replacements	140	11,388	1.2%	1.2%	1.0%	0.8%
% of FP17s Relating to Continuations	77	11,388	0.7%	1.3%	1.0%	0.9%
% of Patients satisfied with the dentistry they have received	5	5	N/A	93.6%	93.2%	92.5%
% of Patients satisfied with the time they had to wait for an appointment	5	5	N/A	87.6%	88.1%	87.0%

\* This is based on patients treated on this contract for their most recent course of treatment. Figures in italics indicate the base number of FP17s or Patient Questionnaire responses are less than 100. N/A is shown where the base number of responses is less than 10 during the period. % is calculated as Quantity/Base number\*100

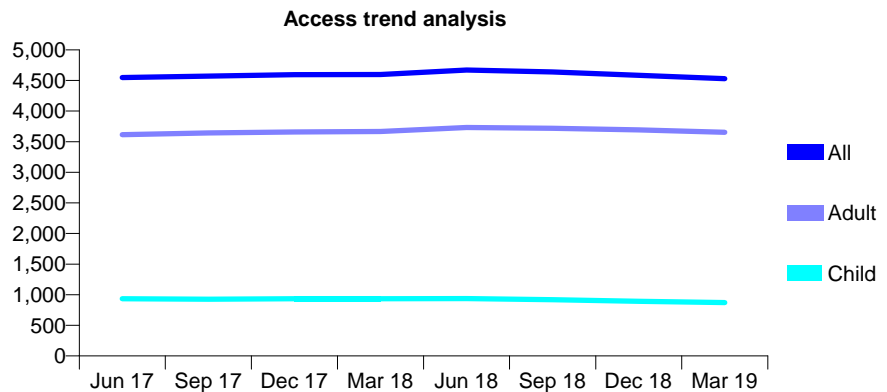
## Q45 - Vital Signs At a Glance Contract Report for 767514/0002 - Year end March 2019

Name or company name	MISS KE BOOTH
Contract type name	GDS Contract
Purpose of contract	General and Orthodontic
Contract start date	01/12/2011
Contract end date	

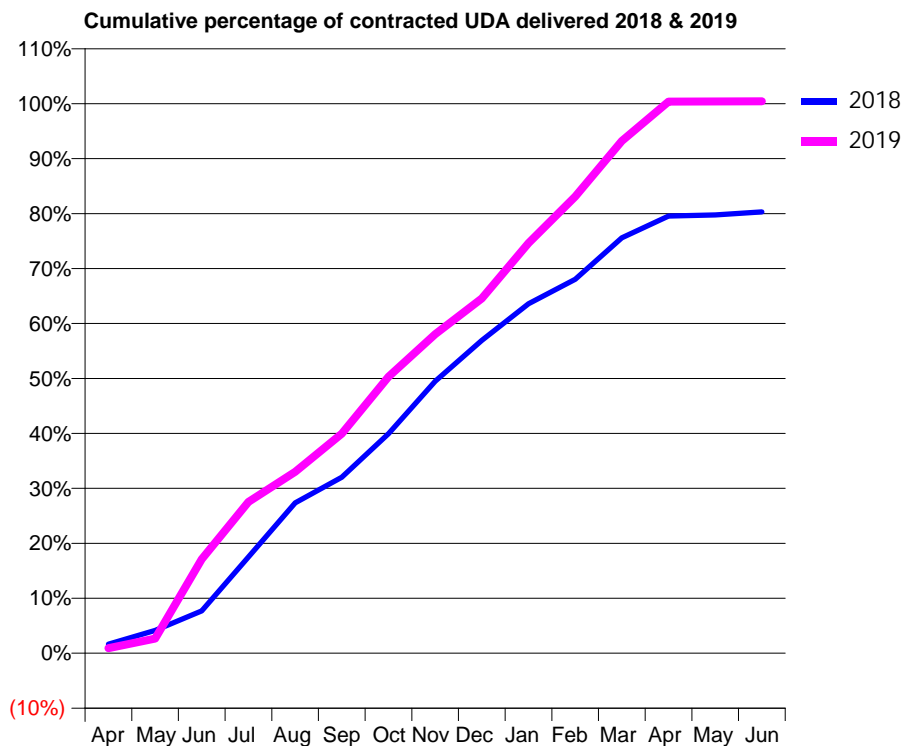
18/19 Contracted general activity (UDA)	12,032
Carry forward general activity (UDA)	0
18/19 Contracted orthodontic activity (UOA)	0
Carry forward orthodontic activity (UOA)	0
Baseline contract value	£467,660.08

### ACCESS\*

Patients seen in 24 months	Total	Change since previous quarter
Quarter ending March 2018	4,599	
Quarter ending June 2018	4,669	→
Quarter ending September 2018	4,639	→
Quarter ending December 2018	4,586	↓
Quarter ending March 2019	4,528	↓
<b>Variance since March 2018</b>	<b>(1.5%)</b>	<b>↓</b>



### ACTIVITY



Adjusted Scheduled Activity (UDA)		
Month	2018	2019
April	199	113
May	500	320
June	928	2,059
July	2,108	3,311
August	3,292	3,973
September	3,854	4,805
October	4,806	6,055
November	5,955	6,987
December	6,848	7,768
January	7,652	8,980
February	8,189	9,998
March	9,094	11,214
April	9,572	12,074
May	9,596	12,080
June	9,663	12,083

### QUALITY

	Quantity	Base Number	Contract	AT	Region	England
% of FP17s for the same patient ID Re-attending within 3 months - Children	82	1,110	7.4%	11.7%	12.3%	11.8%
% of FP17s for the same patient ID Re-attending within 3 months - Adults	791	4,698	16.8%	15.0%	15.9%	15.7%
% of FP17s for the same patient ID Re-attending between 3 & 9 months - Children	483	1,110	43.5%	55.0%	60.2%	58.9%
% of FP17s for the same patient ID Re-attending between 3 & 9 months - Adults	2,054	4,698	43.7%	50.5%	53.0%	50.8%
% of FP17s for Band 1 Urgent Courses	326	5,656	5.8%	8.9%	9.1%	9.1%
% of FP17s Relating to Free Repair or Replacements	61	5,656	1.1%	1.2%	1.0%	0.8%
% of FP17s Relating to Continuations	112	5,656	2.0%	1.3%	1.0%	0.9%
% of Patients satisfied with the dentistry they have received	16	16	100.0%	93.6%	93.2%	92.5%
% of Patients satisfied with the time they had to wait for an appointment	13	16	81.3%	87.6%	88.1%	87.0%

\* This is based on patients treated on this contract for their most recent course of treatment. Figures in italics indicate the base number of FP17s or Patient Questionnaire responses are less than 100. N/A is shown where the base number of responses is less than 10 during the period. % is calculated as Quantity/Base number\*100

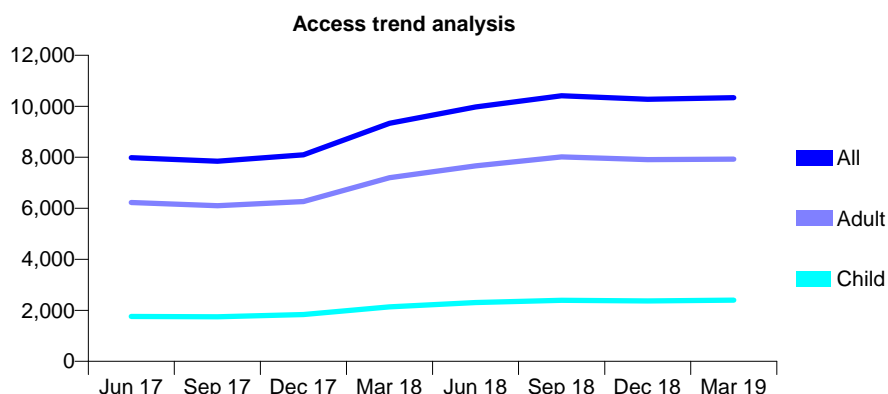
## Q45 - Vital Signs At a Glance Contract Report for 772321/0001 - Year end March 2019

Name or company name	Grange Dental Practice Partnership
Contract type name	GDS Contract
Purpose of contract	General and Orthodontic
Contract start date	01/06/2011
Contract end date	

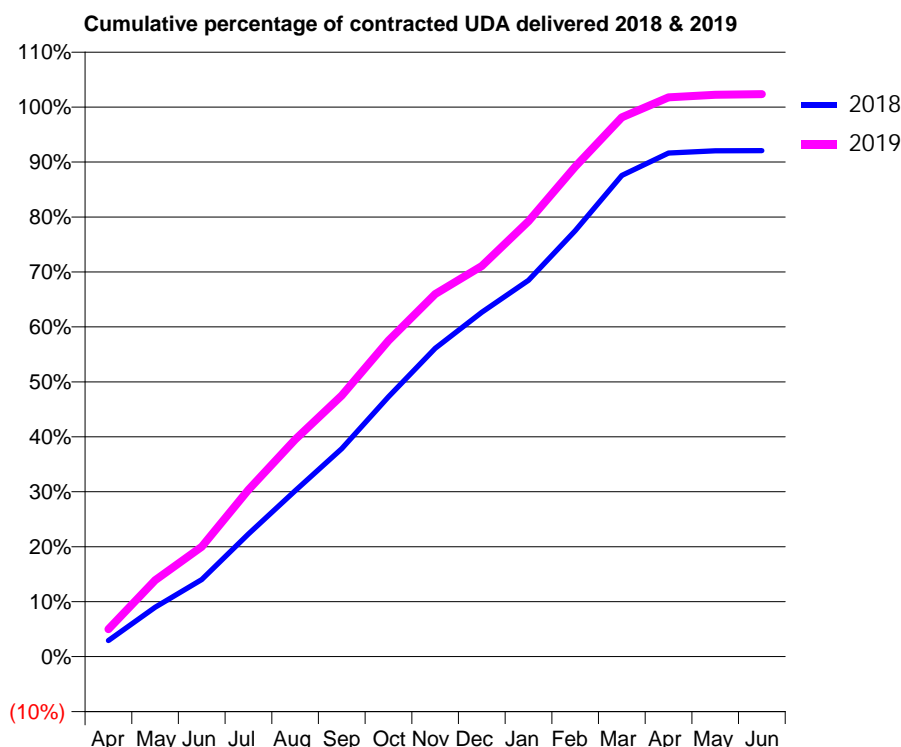
18/19 Contracted general activity (UDA)	32,999
Carry forward general activity (UDA)	0
18/19 Contracted orthodontic activity (UOA)	0
Carry forward orthodontic activity (UOA)	0
Baseline contract value	£908,111.86

### ACCESS\*

Patients seen in 24 months	Total	Change since previous quarter
Quarter ending March 2018	9,332	
Quarter ending June 2018	9,976	↑
Quarter ending September 2018	10,413	↑
Quarter ending December 2018	10,277	↓
Quarter ending March 2019	10,336	→
<b>Variance since March 2018</b>	<b>10.8%</b>	<b>↑</b>



### ACTIVITY



Adjusted Scheduled Activity (UDA)		
Month	2018	2019
April	831	1,646
May	2,558	4,594
June	3,988	6,600
July	6,351	10,025
August	8,581	13,032
September	10,762	15,683
October	13,449	18,975
November	15,958	21,767
December	17,821	23,455
January	19,477	26,138
February	22,041	29,415
March	24,901	32,378
April	26,057	33,583
May	26,176	33,735
June	26,190	33,776

### QUALITY

	Quantity	Base Number	Contract	AT	Region	England
% of FP17s for the same patient ID Re-attending within 3 months - Children	276	3,806	7.3%	11.7%	12.3%	11.8%
% of FP17s for the same patient ID Re-attending within 3 months - Adults	1,472	11,191	13.2%	15.0%	15.9%	15.7%
% of FP17s for the same patient ID Re-attending between 3 & 9 months - Children	2,241	3,806	58.9%	55.0%	60.2%	58.9%
% of FP17s for the same patient ID Re-attending between 3 & 9 months - Adults	6,022	11,191	53.8%	50.5%	53.0%	50.8%
% of FP17s for Band 1 Urgent Courses	978	14,993	6.5%	8.9%	9.1%	9.1%
% of FP17s Relating to Free Repair or Replacements	93	14,993	0.6%	1.2%	1.0%	0.8%
% of FP17s Relating to Continuations	315	14,993	2.1%	1.3%	1.0%	0.9%
% of Patients satisfied with the dentistry they have received	7	8	N/A	93.6%	93.2%	92.5%
% of Patients satisfied with the time they had to wait for an appointment	7	8	N/A	87.6%	88.1%	87.0%

\* This is based on patients treated on this contract for their most recent course of treatment.  
 Figures in *italics* indicate the base number of FP17s or Patient Questionnaire responses are less than 100. N/A is shown where the base number of responses is less than 10 during the period. % is calculated as Quantity/Base number\*100

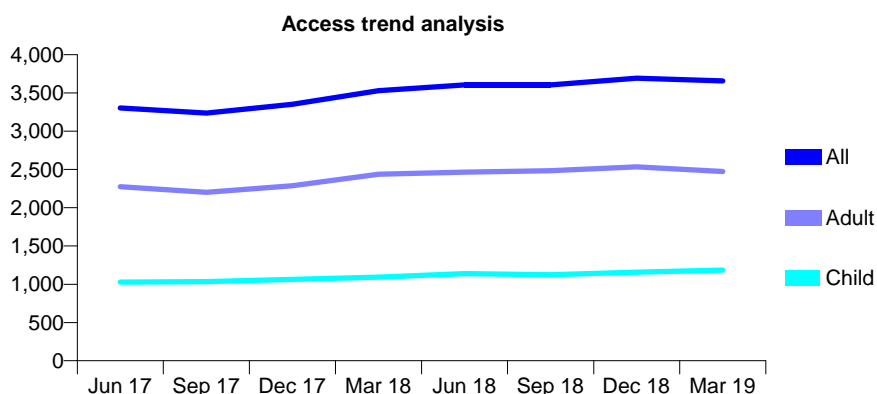
## Q45 - Vital Signs At a Glance Contract Report for 773115/0002 - Year end March 2019

Name or company name	Mr A Razaq
Contract type name	Pilot Contract
Purpose of contract	General
Contract start date	01/04/2006
Contract end date	31/03/2020

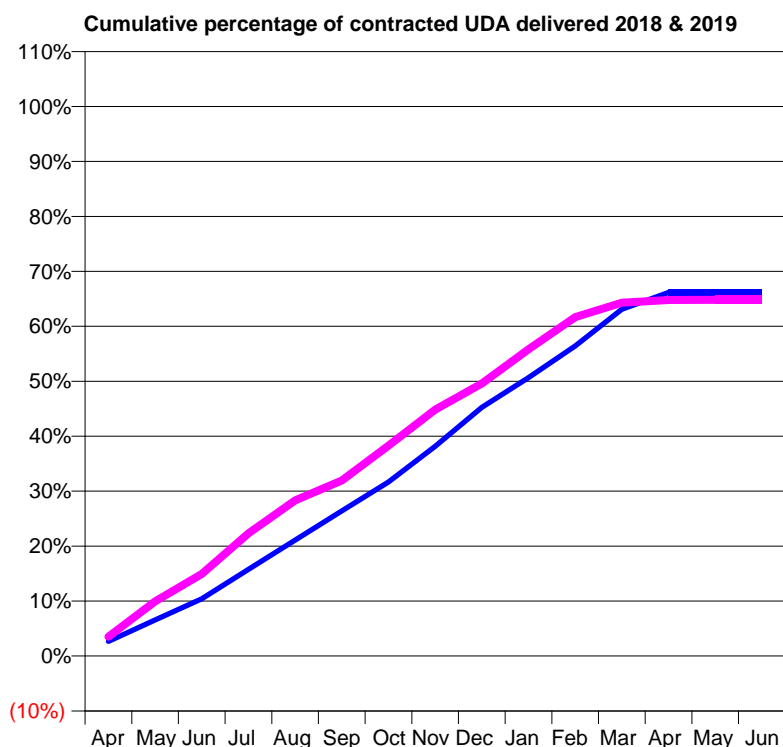
18/19 Contracted general activity (UDA)	11,473
Carry forward general activity (UDA)	0
18/19 Contracted orthodontic activity (UOA)	0
Carry forward orthodontic activity (UOA)	0
Baseline contract value	£265,947.85

### ACCESS\*

Patients seen in 24 months	Total	Change since previous quarter
Quarter ending March 2018	3,531	
Quarter ending June 2018	3,605	↑
Quarter ending September 2018	3,606	→
Quarter ending December 2018	3,693	↑
Quarter ending March 2019	3,658	→
<b>Variance since March 2018</b>	<b>3.6%</b>	<b>↑</b>



### ACTIVITY



Adjusted Scheduled Activity (UDA)		
Month	2018	2019
April	304	403
May	754	1,139
June	1,196	1,713
July	1,812	2,562
August	2,421	3,251
September	3,029	3,663
October	3,635	4,392
November	4,377	5,143
December	5,190	5,689
January	5,812	6,401
February	6,474	7,077
March	7,236	7,378
April	7,588	7,433
May	7,588	7,434
June	7,588	7,434

### QUALITY

	Quantity	Base Number	Contract	AT	Region	England
% of FP17s for the same patient ID Re-attending within 3 months - Children	99	1,517	6.5%	11.7%	12.3%	11.8%
% of FP17s for the same patient ID Re-attending within 3 months - Adults	261	1,992	13.1%	15.0%	15.9%	15.7%
% of FP17s for the same patient ID Re-attending between 3 & 9 months - Children	804	1,517	53.0%	55.0%	60.2%	58.9%
% of FP17s for the same patient ID Re-attending between 3 & 9 months - Adults	371	1,992	18.6%	50.5%	53.0%	50.8%
% of FP17s for Band 1 Urgent Courses	148	3,112	4.8%	8.9%	9.1%	9.1%
% of FP17s Relating to Free Repair or Replacements	49	3,112	1.6%	1.2%	1.0%	0.8%
% of FP17s Relating to Continuations	58	3,112	1.9%	1.3%	1.0%	0.9%
% of Patients satisfied with the dentistry they have received	2	2	N/A	93.6%	93.2%	92.5%
% of Patients satisfied with the time they had to wait for an appointment	2	2	N/A	87.6%	88.1%	87.0%

\* This is based on patients treated on this contract for their most recent course of treatment.

Figures in italics indicate the base number of FP17s or Patient Questionnaire responses are less than 100. N/A is shown where the base number of responses is less than 10 during the period. % is calculated as Quantity/Base number\*100

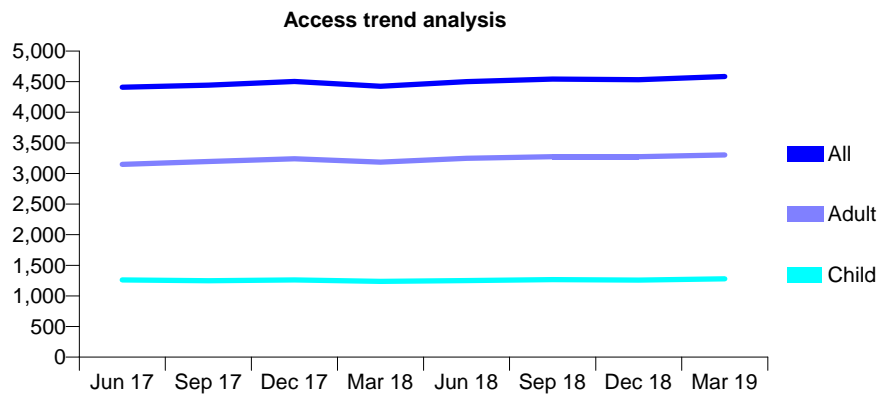
## Q45 - Vital Signs At a Glance Contract Report for 801712/0004 - Year end March 2019

Name or company name	Mr S A Jeyarajan Dental Surgery
Contract type name	GDS Contract
Purpose of contract	General
Contract start date	14/05/2011
Contract end date	

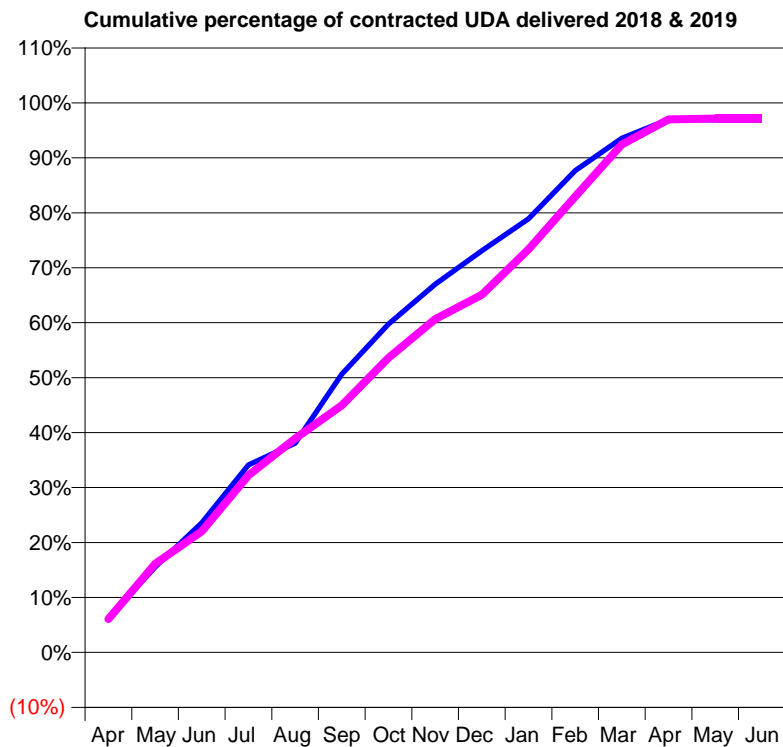
18/19 Contracted general activity (UDA)	11,567
Carry forward general activity (UDA)	-231
18/19 Contracted orthodontic activity (UOA)	0
Carry forward orthodontic activity (UOA)	0
Baseline contract value	£318,921.29

### ACCESS\*

Patients seen in 24 months	Total	Change since previous quarter
Quarter ending March 2018	4,425	
Quarter ending June 2018	4,499	→
Quarter ending September 2018	4,542	→
Quarter ending December 2018	4,533	→
Quarter ending March 2019	4,586	→
<b>Variance since March 2018</b>	<b>3.6%</b>	<b>↑</b>



### ACTIVITY



Adjusted Scheduled Activity (UDA)		
Month	2018	2019
April	723	702
May	1,798	1,864
June	2,726	2,549
July	3,946	3,730
August	4,406	4,504
September	5,855	5,201
October	6,911	6,200
November	7,749	7,017
December	8,452	7,526
January	9,128	8,484
February	10,140	9,594
March	10,823	10,690
April	11,217	11,219
May	11,208	11,236
June	11,208	11,236

### QUALITY

	Quantity	Base Number	Contract	AT	Region	England
% of FP17s for the same patient ID Re-attending within 3 months - Children	62	1,473	4.2%	11.7%	12.3%	11.8%
% of FP17s for the same patient ID Re-attending within 3 months - Adults	380	3,553	10.7%	15.0%	15.9%	15.7%
% of FP17s for the same patient ID Re-attending between 3 & 9 months - Children	578	1,473	39.2%	55.0%	60.2%	58.9%
% of FP17s for the same patient ID Re-attending between 3 & 9 months - Adults	1,247	3,553	35.1%	50.5%	53.0%	50.8%
% of FP17s for Band 1 Urgent Courses	605	5,093	11.9%	8.9%	9.1%	9.1%
% of FP17s Relating to Free Repair or Replacements	19	5,093	0.4%	1.2%	1.0%	0.8%
% of FP17s Relating to Continuations	15	5,093	0.3%	1.3%	1.0%	0.9%
% of Patients satisfied with the dentistry they have received	2	2	N/A	93.6%	93.2%	92.5%
% of Patients satisfied with the time they had to wait for an appointment	1	2	N/A	87.6%	88.1%	87.0%

\* This is based on patients treated on this contract for their most recent course of treatment. Figures in italics indicate the base number of FP17s or Patient Questionnaire responses are less than 100. N/A is shown where the base number of responses is less than 10 during the period. % is calculated as Quantity/Base number\*100

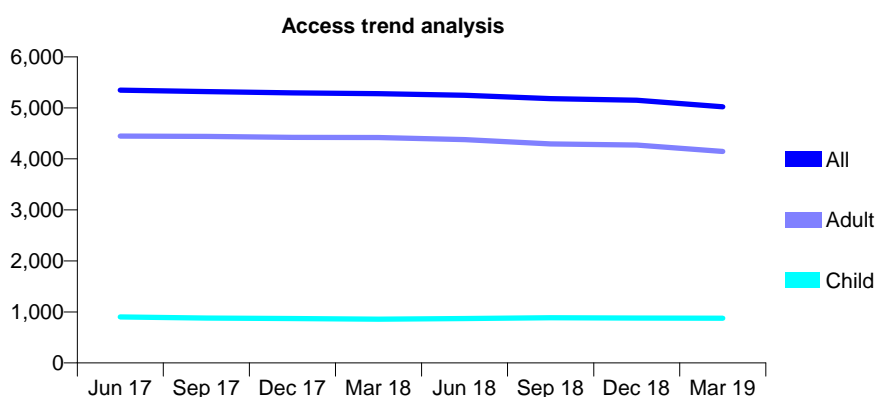
## Q45 - Vital Signs At a Glance Contract Report for 804932/0001 - Year end March 2019

Name or company name	MR A ABRAHAM
Contract type name	GDS Contract
Purpose of contract	General
Contract start date	01/04/2006
Contract end date	

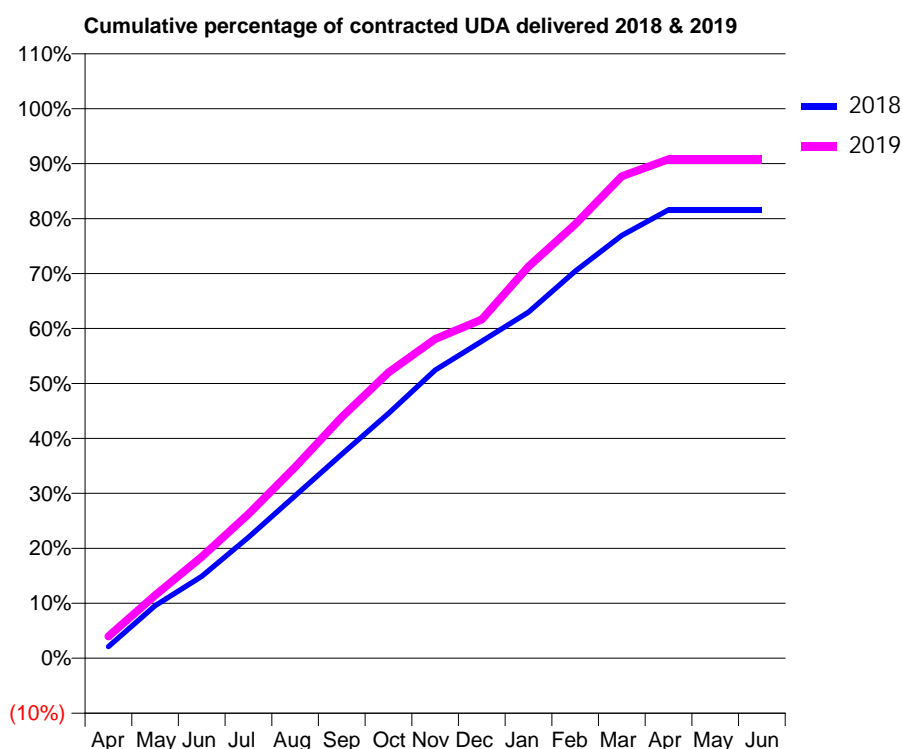
18/19 Contracted general activity (UDA)	14,669
Carry forward general activity (UDA)	0
18/19 Contracted orthodontic activity (UOA)	0
Carry forward orthodontic activity (UOA)	0
Baseline contract value	£319,146.82

### ACCESS\*

Patients seen in 24 months	Total	Change since previous quarter
Quarter ending March 2018	5,280	
Quarter ending June 2018	5,246	→
Quarter ending September 2018	5,180	↓
Quarter ending December 2018	5,150	→
Quarter ending March 2019	5,021	↓
<b>Variance since March 2018</b>	<b>(4.9%)</b>	<b>↓</b>



### ACTIVITY



Adjusted Scheduled Activity (UDA)		
Month	2018	2019
April	375	582
May	1,690	1,682
June	2,629	2,709
July	3,886	3,847
August	5,225	5,102
September	6,560	6,436
October	7,870	7,626
November	9,264	8,522
December	10,189	9,038
January	11,131	10,455
February	12,444	11,587
March	13,589	12,864
April	14,417	13,318
May	14,417	13,318
June	14,417	13,318

### QUALITY

	Quantity	Base Number	Contract	AT	Region	England
% of FP17s for the same patient ID Re-attending within 3 months - Children	29	855	3.4%	11.7%	12.3%	11.8%
% of FP17s for the same patient ID Re-attending within 3 months - Adults	646	3,702	17.5%	15.0%	15.9%	15.7%
% of FP17s for the same patient ID Re-attending between 3 & 9 months - Children	168	855	19.6%	55.0%	60.2%	58.9%
% of FP17s for the same patient ID Re-attending between 3 & 9 months - Adults	925	3,702	25.0%	50.5%	53.0%	50.8%
% of FP17s for Band 1 Urgent Courses	528	4,439	11.9%	8.9%	9.1%	9.1%
% of FP17s Relating to Free Repair or Replacements	104	4,439	2.3%	1.2%	1.0%	0.8%
% of FP17s Relating to Continuations	196	4,439	4.4%	1.3%	1.0%	0.9%
% of Patients satisfied with the dentistry they have received	1	1	N/A	93.6%	93.2%	92.5%
% of Patients satisfied with the time they had to wait for an appointment	1	1	N/A	87.6%	88.1%	87.0%

\* This is based on patients treated on this contract for their most recent course of treatment.

Figures in italics indicate the base number of FP17s or Patient Questionnaire responses are less than 100. N/A is shown where the base number of responses is less than 10 during the period. % is calculated as Quantity/Base number\*100

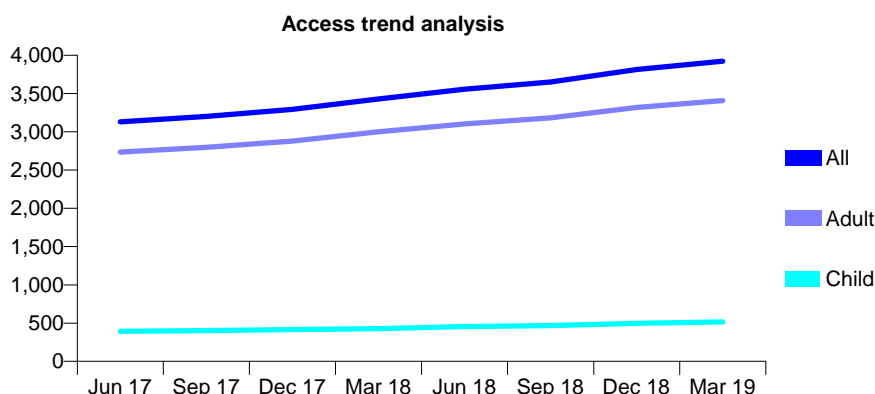
## Q45 - Vital Signs At a Glance Contract Report for 811513/0001 - Year end March 2019

Name or company name	MR PL NEWTON
Contract type name	GDS Contract
Purpose of contract	General
Contract start date	01/04/2006
Contract end date	

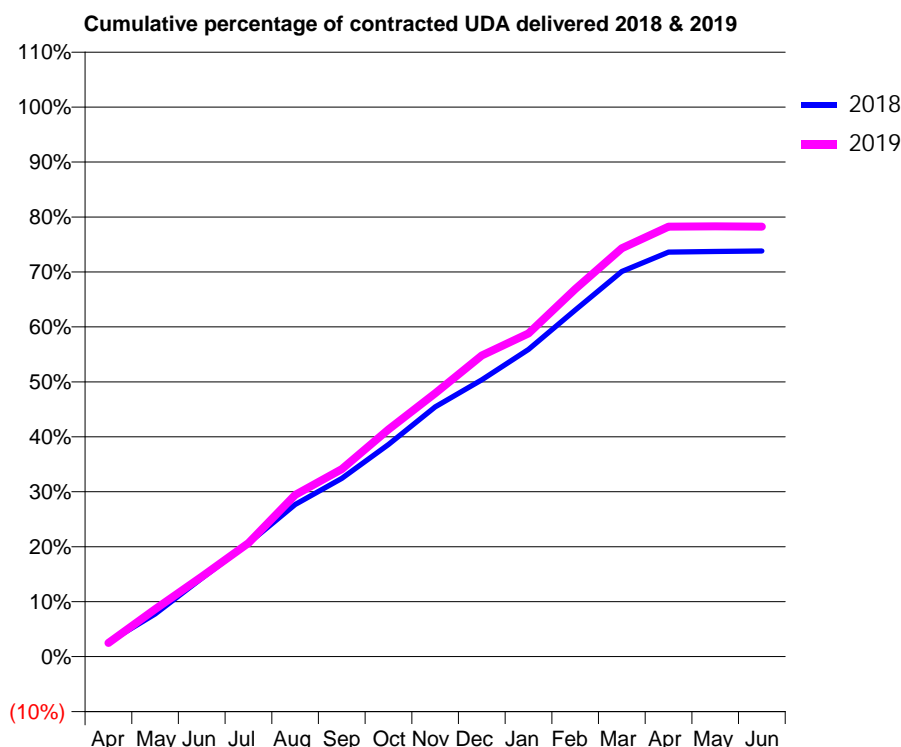
18/19 Contracted general activity (UDA)	15,980
Carry forward general activity (UDA)	0
18/19 Contracted orthodontic activity (UOA)	0
Carry forward orthodontic activity (UOA)	0
Baseline contract value	£349,729.86

### ACCESS\*

Patients seen in 24 months	Total	Change since previous quarter
Quarter ending March 2018	3,429	
Quarter ending June 2018	3,557	↑
Quarter ending September 2018	3,650	↑
Quarter ending December 2018	3,814	↑
Quarter ending March 2019	3,923	↑
<b>Variance since March 2018</b>	<b>14.4%</b>	<b>↑</b>



### ACTIVITY



Adjusted Scheduled Activity (UDA)		
Month	2018	2019
April	416	399
May	1,244	1,379
June	2,279	2,323
July	3,300	3,303
August	4,423	4,703
September	5,184	5,450
October	6,168	6,608
November	7,262	7,657
December	8,048	8,759
January	8,931	9,398
February	10,076	10,689
March	11,195	11,871
April	11,763	12,506
May	11,784	12,510
June	11,794	12,506

### QUALITY

	Quantity	Base Number	Contract	AT	Region	England
% of FP17s for the same patient ID Re-attending within 3 months - Children	130	930	14.0%	11.7%	12.3%	11.8%
% of FP17s for the same patient ID Re-attending within 3 months - Adults	657	5,249	12.5%	15.0%	15.9%	15.7%
% of FP17s for the same patient ID Re-attending between 3 & 9 months - Children	535	930	57.5%	55.0%	60.2%	58.9%
% of FP17s for the same patient ID Re-attending between 3 & 9 months - Adults	3,415	5,249	65.1%	50.5%	53.0%	50.8%
% of FP17s for Band 1 Urgent Courses	455	6,205	7.3%	8.9%	9.1%	9.1%
% of FP17s Relating to Free Repair or Replacements	99	6,205	1.6%	1.2%	1.0%	0.8%
% of FP17s Relating to Continuations	92	6,205	1.5%	1.3%	1.0%	0.9%
% of Patients satisfied with the dentistry they have received	5	6	N/A	93.6%	93.2%	92.5%
% of Patients satisfied with the time they had to wait for an appointment	5	6	N/A	87.6%	88.1%	87.0%

\* This is based on patients treated on this contract for their most recent course of treatment.  
 Figures in *italics* indicate the base number of FP17s or Patient Questionnaire responses are less than 100. N/A is shown where the base number of responses is less than 10 during the period. % is calculated as Quantity/Base number\*100



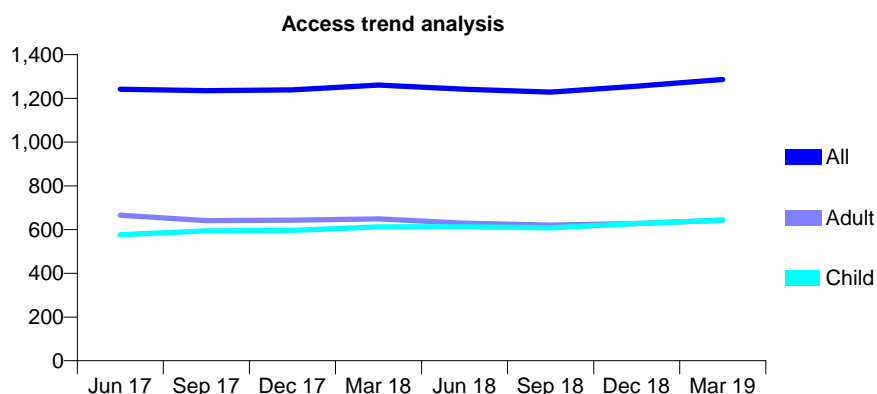
## Q45 - Vital Signs At a Glance Contract Report for 814342/0002 - Year end March 2019

Name or company name	Lynes Dental Surgery
Contract type name	GDS Contract
Purpose of contract	General
Contract start date	01/04/2006
Contract end date	

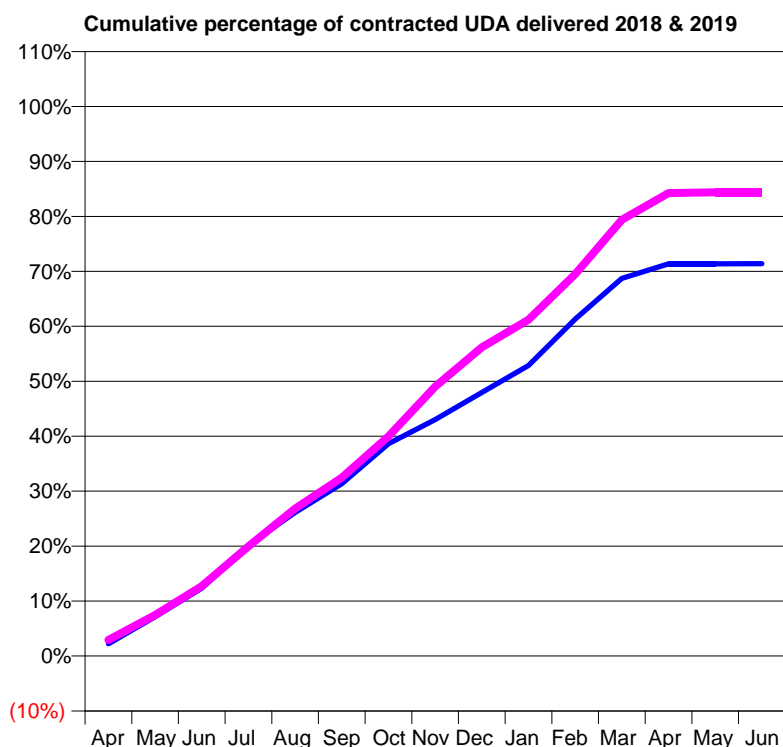
18/19 Contracted general activity (UDA)	5,000
Carry forward general activity (UDA)	0
18/19 Contracted orthodontic activity (UOA)	0
Carry forward orthodontic activity (UOA)	0
Baseline contract value	£120,889.24

### ACCESS\*

Patients seen in 24 months	Total	Change since previous quarter
Quarter ending March 2018	1,261	
Quarter ending June 2018	1,242	↓
Quarter ending September 2018	1,229	↓
Quarter ending December 2018	1,256	↑
Quarter ending March 2019	1,286	↑
<b>Variance since March 2018</b>	<b>2.0%</b>	<b>→</b>



### ACTIVITY



Adjusted Scheduled Activity (UDA)		
Month	2018	2019
April	128	146
May	414	373
June	715	637
July	1,169	998
August	1,517	1,342
September	1,818	1,623
October	2,241	1,999
November	2,496	2,452
December	2,782	2,808
January	3,066	3,059
February	3,557	3,476
March	3,986	3,969
April	4,139	4,212
May	4,139	4,219
June	4,141	4,219

### QUALITY

	Quantity	Base Number	Contract	AT	Region	England
% of FP17s for the same patient ID Re-attending within 3 months - Children	37	1,163	3.2%	11.7%	12.3%	11.8%
% of FP17s for the same patient ID Re-attending within 3 months - Adults	75	876	8.6%	15.0%	15.9%	15.7%
% of FP17s for the same patient ID Re-attending between 3 & 9 months - Children	892	1,163	76.7%	55.0%	60.2%	58.9%
% of FP17s for the same patient ID Re-attending between 3 & 9 months - Adults	640	876	73.1%	50.5%	53.0%	50.8%
% of FP17s for Band 1 Urgent Courses	60	2,078	2.9%	8.9%	9.1%	9.1%
% of FP17s Relating to Free Repair or Replacements	0	2,078	0.0%	1.2%	1.0%	0.8%
% of FP17s Relating to Continuations	15	2,078	0.7%	1.3%	1.0%	0.9%
% of Patients satisfied with the dentistry they have received	0	0	N/A	93.6%	93.2%	92.5%
% of Patients satisfied with the time they had to wait for an appointment	0	0	N/A	87.6%	88.1%	87.0%

\* This is based on patients treated on this contract for their most recent course of treatment.

Figures in italics indicate the base number of FP17s or Patient Questionnaire responses are less than 100. N/A is shown where the base number of responses is less than 10 during the period. % is calculated as Quantity/Base number\*100

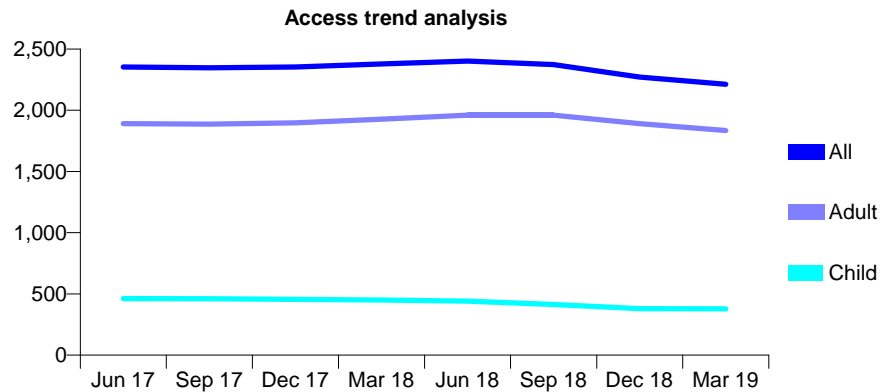
## Q45 - Vital Signs At a Glance Contract Report for 820857/0002 - Year end March 2019

Name or company name	MRS JH ELSTON
Contract type name	GDS Contract
Purpose of contract	General
Contract start date	01/04/2006
Contract end date	

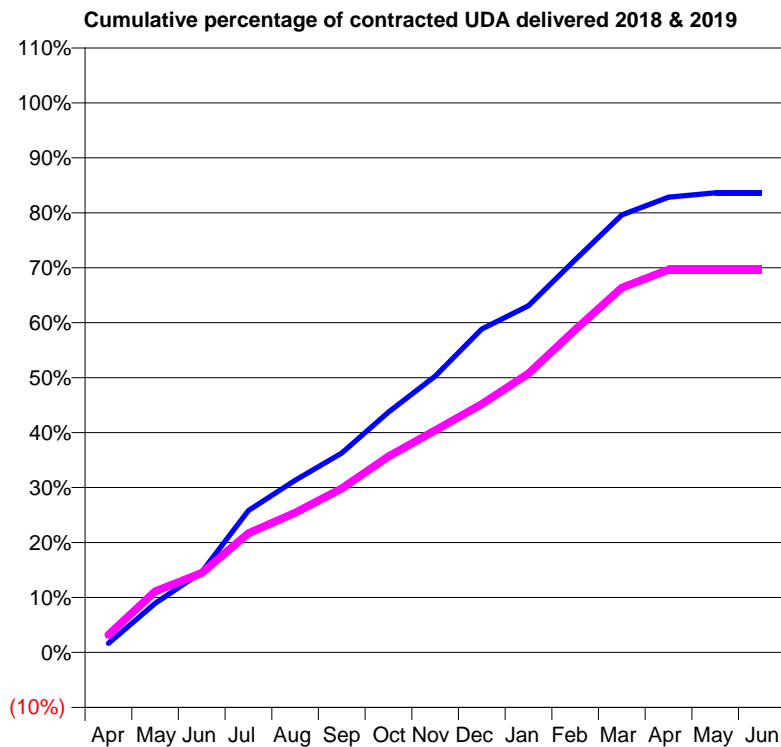
18/19 Contracted general activity (UDA)	12,629
Carry forward general activity (UDA)	0
18/19 Contracted orthodontic activity (UOA)	0
Carry forward orthodontic activity (UOA)	0
Baseline contract value	£357,935.67

### ACCESS\*

Patients seen in 24 months	Total	Change since previous quarter
Quarter ending March 2018	2,378	
Quarter ending June 2018	2,401	→
Quarter ending September 2018	2,373	↓
Quarter ending December 2018	2,271	↓
Quarter ending March 2019	2,213	↓
<b>Variance since March 2018</b>	<b>(6.9%)</b>	<b>↓</b>



### ACTIVITY



Adjusted Scheduled Activity (UDA)		
Month	2018	2019
April	211	403
May	1,128	1,405
June	1,851	1,829
July	3,260	2,738
August	3,954	3,211
September	4,579	3,769
October	5,521	4,505
November	6,350	5,104
December	7,431	5,709
January	7,970	6,410
February	9,025	7,419
March	10,053	8,380
April	10,460	8,798
May	10,561	8,798
June	10,561	8,798

### QUALITY

	Quantity	Base Number	Contract	AT	Region	England
% of FP17s for the same patient ID Re-attending within 3 months - Children	36	554	6.5%	11.7%	12.3%	11.8%
% of FP17s for the same patient ID Re-attending within 3 months - Adults	644	2,913	22.1%	15.0%	15.9%	15.7%
% of FP17s for the same patient ID Re-attending between 3 & 9 months - Children	325	554	58.7%	55.0%	60.2%	58.9%
% of FP17s for the same patient ID Re-attending between 3 & 9 months - Adults	1,468	2,913	50.4%	50.5%	53.0%	50.8%
% of FP17s for Band 1 Urgent Courses	600	3,437	17.5%	8.9%	9.1%	9.1%
% of FP17s Relating to Free Repair or Replacements	178	3,437	5.2%	1.2%	1.0%	0.8%
% of FP17s Relating to Continuations	71	3,437	2.1%	1.3%	1.0%	0.9%
% of Patients satisfied with the dentistry they have received	4	4	N/A	93.6%	93.2%	92.5%
% of Patients satisfied with the time they had to wait for an appointment	4	4	N/A	87.6%	88.1%	87.0%

\* This is based on patients treated on this contract for their most recent course of treatment. Figures in italics indicate the base number of FP17s or Patient Questionnaire responses are less than 100. N/A is shown where the base number of responses is less than 10 during the period. % is calculated as Quantity/Base number\*100

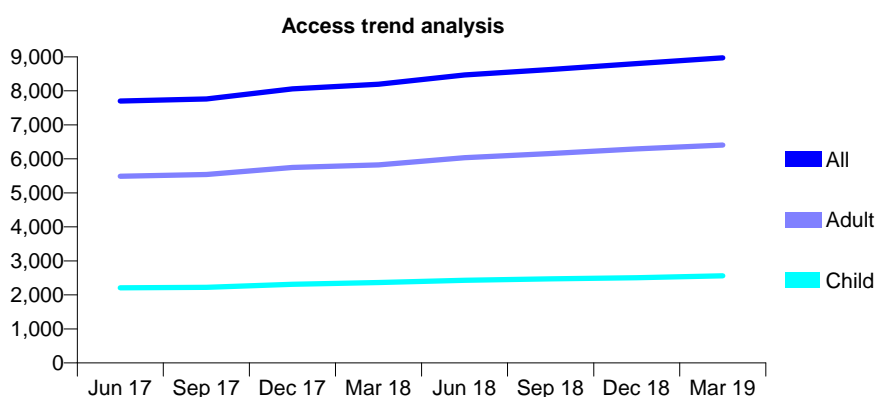
## Q45 - Vital Signs At a Glance Contract Report for 832472/0001 - Year end March 2019

Name or company name	MR AR FLETCHER
Contract type name	GDS Contract
Purpose of contract	General and Orthodontic
Contract start date	01/04/2006
Contract end date	

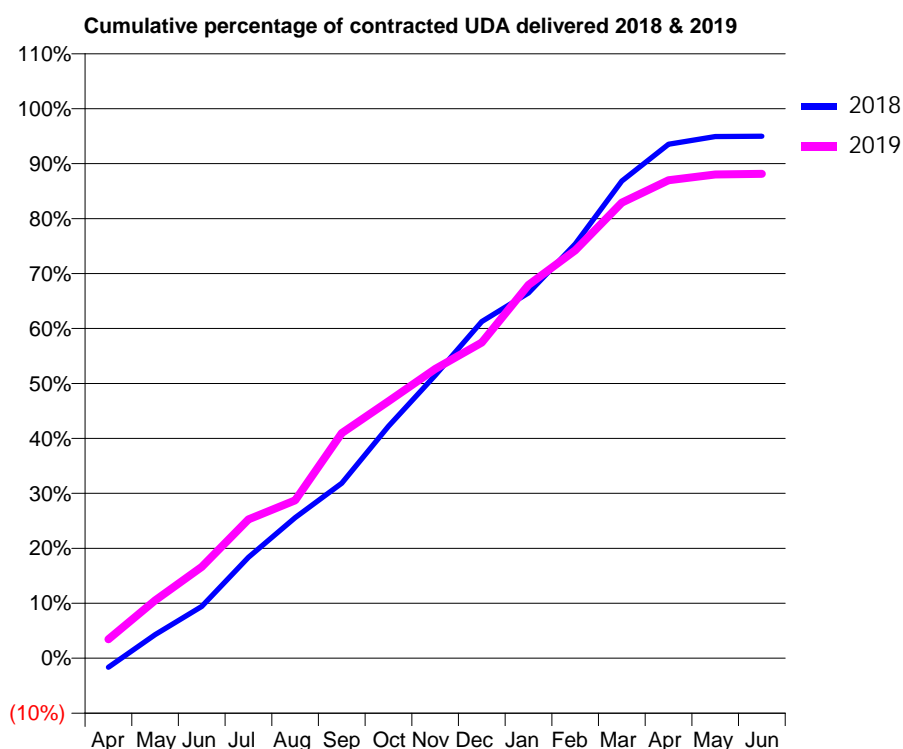
18/19 Contracted general activity (UDA)	32,908
Carry forward general activity (UDA)	0
18/19 Contracted orthodontic activity (UOA)	407
Carry forward orthodontic activity (UOA)	0
Baseline contract value	£877,525.90

### ACCESS\*

Patients seen in 24 months	Total	Change since previous quarter
Quarter ending March 2018	8,194	
Quarter ending June 2018	8,468	↑
Quarter ending September 2018	8,628	→
Quarter ending December 2018	8,803	↑
Quarter ending March 2019	8,971	→
<b>Variance since March 2018</b>	<b>9.5%</b>	<b>↑</b>



### ACTIVITY



Adjusted Scheduled Activity (UDA)		
Month	2018	2019
April	-421	1,138
May	1,093	3,472
June	2,395	5,467
July	4,662	8,319
August	6,503	9,460
September	8,095	13,485
October	10,728	15,381
November	13,083	17,326
December	15,568	18,910
January	16,891	22,358
February	19,152	24,426
March	22,057	27,280
April	23,758	28,615
May	24,120	28,971
June	24,138	29,004

### QUALITY

	Quantity	Base Number	Contract	AT	Region	England
% of FP17s for the same patient ID Re-attending within 3 months - Children	431	3,664	11.8%	11.7%	12.3%	11.8%
% of FP17s for the same patient ID Re-attending within 3 months - Adults	1,543	8,473	18.2%	15.0%	15.9%	15.7%
% of FP17s for the same patient ID Re-attending between 3 & 9 months - Children	1,650	3,664	45.0%	55.0%	60.2%	58.9%
% of FP17s for the same patient ID Re-attending between 3 & 9 months - Adults	3,715	8,473	43.8%	50.5%	53.0%	50.8%
% of FP17s for Band 1 Urgent Courses	1,235	11,590	10.7%	8.9%	9.1%	9.1%
% of FP17s Relating to Free Repair or Replacements	238	11,590	2.1%	1.2%	1.0%	0.8%
% of FP17s Relating to Continuations	183	11,590	1.6%	1.3%	1.0%	0.9%
% of Patients satisfied with the dentistry they have received	8	8	N/A	93.6%	93.2%	92.5%
% of Patients satisfied with the time they had to wait for an appointment	7	8	N/A	87.6%	88.1%	87.0%

\* This is based on patients treated on this contract for their most recent course of treatment.

Figures in italics indicate the base number of FP17s or Patient Questionnaire responses are less than 100. N/A is shown where the base number of responses is less than 10 during the period. % is calculated as Quantity/Base number\*100

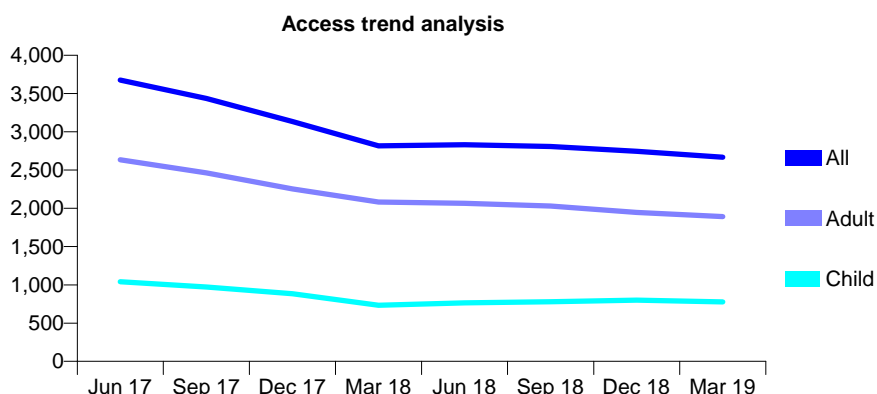
## Q45 - Vital Signs At a Glance Contract Report for 833037/0004 - Year end March 2019

Name or company name	Burgess Hyder Dental Group
Contract type name	Pilot Contract
Purpose of contract	General
Contract start date	01/04/2006
Contract end date	

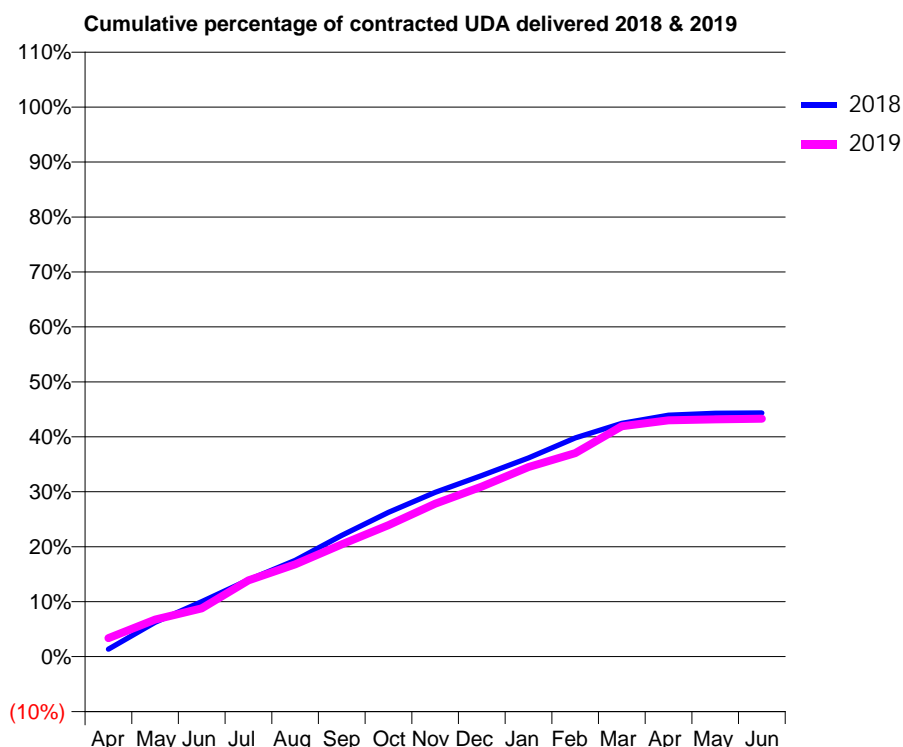
18/19 Contracted general activity (UDA)	11,922
Carry forward general activity (UDA)	0
18/19 Contracted orthodontic activity (UOA)	0
Carry forward orthodontic activity (UOA)	0
Baseline contract value	£393,733.16

### ACCESS\*

Patients seen in 24 months	Total	Change since previous quarter
Quarter ending March 2018	2,815	
Quarter ending June 2018	2,831	→
Quarter ending September 2018	2,807	→
Quarter ending December 2018	2,745	↓
Quarter ending March 2019	2,668	↓
<b>Variance since March 2018</b>	<b>(5.2%)</b>	<b>↓</b>



### ACTIVITY



Adjusted Scheduled Activity (UDA)		
Month	2018	2019
April	161	401
May	745	802
June	1,192	1,047
July	1,664	1,655
August	2,089	2,003
September	2,630	2,436
October	3,132	2,854
November	3,565	3,316
December	3,931	3,690
January	4,311	4,112
February	4,745	4,416
March	5,061	4,999
April	5,238	5,126
May	5,280	5,149
June	5,286	5,159

### QUALITY

	Quantity	Base Number	Contract	AT	Region	England
% of FP17s for the same patient ID Re-attending within 3 months - Children	24	705	3.4%	11.7%	12.3%	11.8%
% of FP17s for the same patient ID Re-attending within 3 months - Adults	231	1,752	13.2%	15.0%	15.9%	15.7%
% of FP17s for the same patient ID Re-attending between 3 & 9 months - Children	112	705	15.9%	55.0%	60.2%	58.9%
% of FP17s for the same patient ID Re-attending between 3 & 9 months - Adults	307	1,752	17.5%	50.5%	53.0%	50.8%
% of FP17s for Band 1 Urgent Courses	384	2,355	16.3%	8.9%	9.1%	9.1%
% of FP17s Relating to Free Repair or Replacements	38	2,355	1.6%	1.2%	1.0%	0.8%
% of FP17s Relating to Continuations	3	2,355	0.1%	1.3%	1.0%	0.9%
% of Patients satisfied with the dentistry they have received	2	2	N/A	93.6%	93.2%	92.5%
% of Patients satisfied with the time they had to wait for an appointment	2	2	N/A	87.6%	88.1%	87.0%

\* This is based on patients treated on this contract for their most recent course of treatment.  
 Figures in *italics* indicate the base number of FP17s or Patient Questionnaire responses are less than 100. N/A is shown where the base number of responses is less than 10 during the period. % is calculated as Quantity/Base number\*100

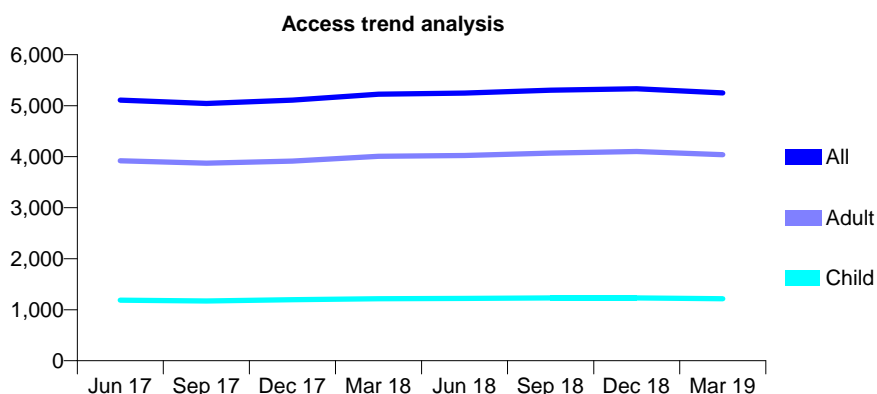
## Q45 - Vital Signs At a Glance Contract Report for 833037/0007 - Year end March 2019

Name or company name	Burgess Hyder Dental Group
Contract type name	GDS Contract
Purpose of contract	General
Contract start date	01/08/2006
Contract end date	

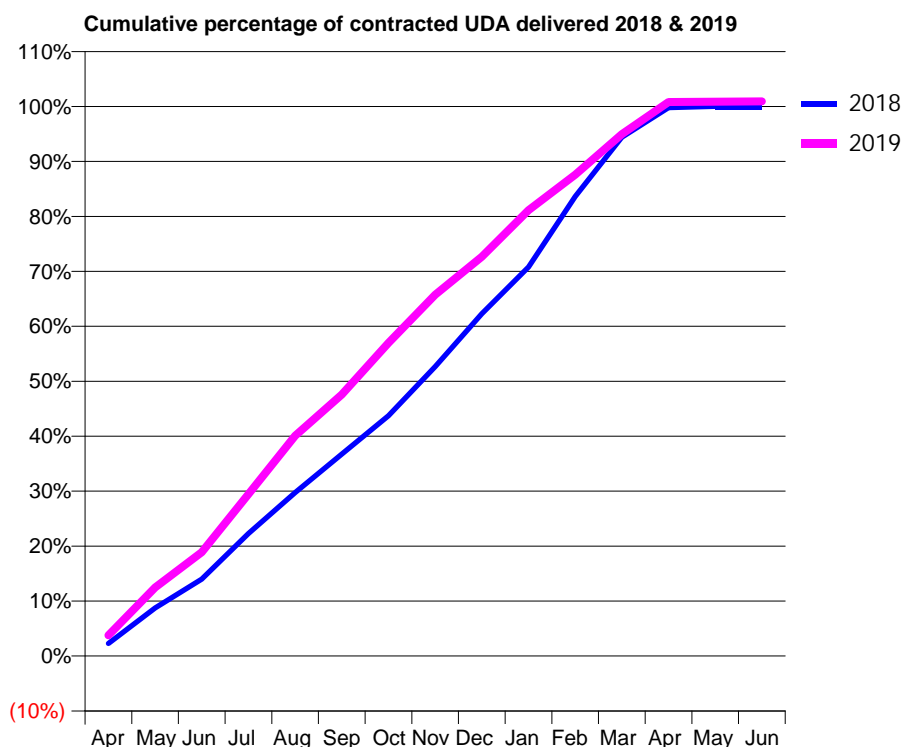
18/19 Contracted general activity (UDA)	12,240
Carry forward general activity (UDA)	-1
18/19 Contracted orthodontic activity (UOA)	0
Carry forward orthodontic activity (UOA)	0
Baseline contract value	£358,662.07

### ACCESS\*

Patients seen in 24 months	Total	Change since previous quarter
Quarter ending March 2018	5,225	
Quarter ending June 2018	5,246	→
Quarter ending September 2018	5,303	→
Quarter ending December 2018	5,331	→
Quarter ending March 2019	5,251	↓
<b>Variance since March 2018</b>	<b>0.5%</b>	<b>→</b>



### ACTIVITY



Adjusted Scheduled Activity (UDA)		
Month	2018	2019
April	275	463
May	1,049	1,527
June	1,677	2,312
July	2,676	3,607
August	3,572	4,906
September	4,406	5,822
October	5,250	6,973
November	6,320	8,047
December	7,474	8,892
January	8,492	9,928
February	10,032	10,721
March	11,326	11,621
April	11,972	12,340
May	12,001	12,345
June	12,001	12,352

### QUALITY

	Quantity	Base Number	Contract	AT	Region	England
% of FP17s for the same patient ID Re-attending within 3 months - Children	106	1,423	7.4%	11.7%	12.3%	11.8%
% of FP17s for the same patient ID Re-attending within 3 months - Adults	858	4,786	17.9%	15.0%	15.9%	15.7%
% of FP17s for the same patient ID Re-attending between 3 & 9 months - Children	723	1,423	50.8%	55.0%	60.2%	58.9%
% of FP17s for the same patient ID Re-attending between 3 & 9 months - Adults	2,066	4,786	43.2%	50.5%	53.0%	50.8%
% of FP17s for Band 1 Urgent Courses	1,032	6,222	16.6%	8.9%	9.1%	9.1%
% of FP17s Relating to Free Repair or Replacements	83	6,222	1.3%	1.2%	1.0%	0.8%
% of FP17s Relating to Continuations	37	6,222	0.6%	1.3%	1.0%	0.9%
% of Patients satisfied with the dentistry they have received	4	4	N/A	93.6%	93.2%	92.5%
% of Patients satisfied with the time they had to wait for an appointment	2	4	N/A	87.6%	88.1%	87.0%

\* This is based on patients treated on this contract for their most recent course of treatment.

Figures in italics indicate the base number of FP17s or Patient Questionnaire responses are less than 100. N/A is shown where the base number of responses is less than 10 during the period. % is calculated as Quantity/Base number\*100

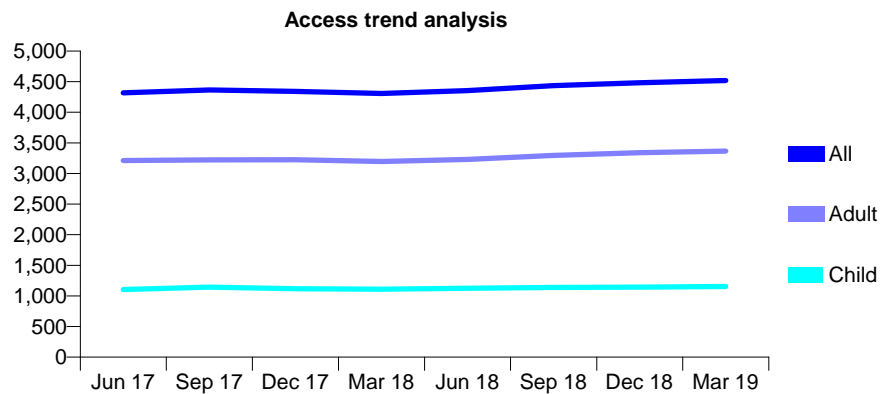
## Q45 - Vital Signs At a Glance Contract Report for 833037/0008 - Year end March 2019

Name or company name	Burgess Hyder Dental Group
Contract type name	GDS Contract
Purpose of contract	General
Contract start date	01/09/2008
Contract end date	

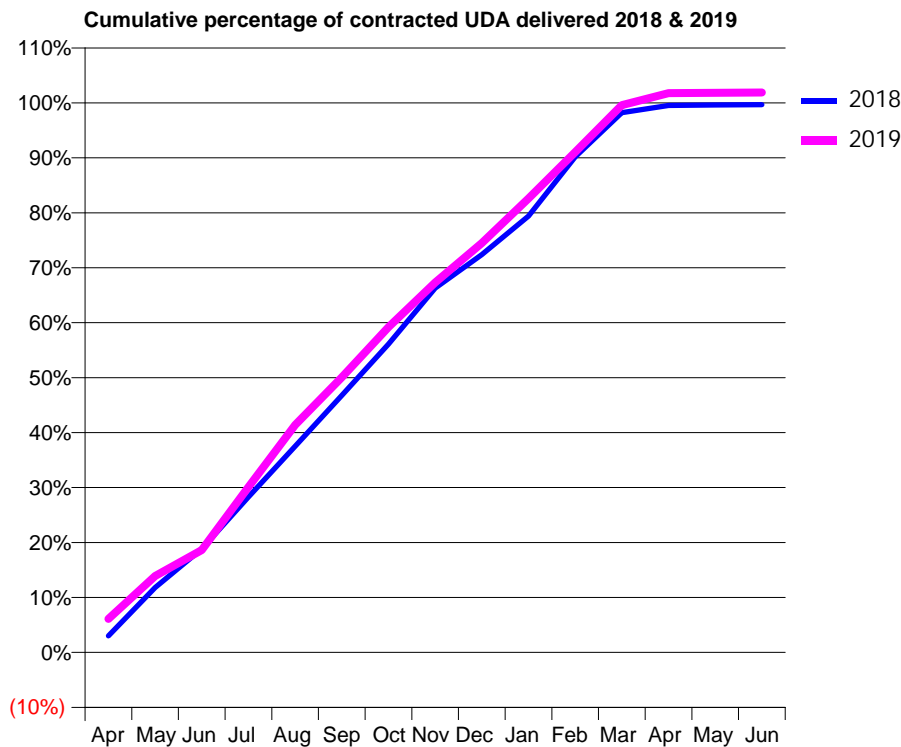
18/19 Contracted general activity (UDA)	11,368
Carry forward general activity (UDA)	36
18/19 Contracted orthodontic activity (UOA)	0
Carry forward orthodontic activity (UOA)	0
Baseline contract value	£249,444.33

### ACCESS\*

Patients seen in 24 months	Total	Change since previous quarter
Quarter ending March 2018	4,308	
Quarter ending June 2018	4,354	→
Quarter ending September 2018	4,434	→
Quarter ending December 2018	4,483	→
Quarter ending March 2019	4,519	→
<b>Variance since March 2018</b>	<b>4.9%</b>	<b>↑</b>



### ACTIVITY



Adjusted Scheduled Activity (UDA)		
Month	2018	2019
April	329	695
May	1,282	1,582
June	2,048	2,118
July	3,073	3,422
August	4,075	4,707
September	5,078	5,690
October	6,093	6,731
November	7,201	7,651
December	7,861	8,468
January	8,626	9,389
February	9,794	10,350
March	10,667	11,319
April	10,810	11,569
May	10,817	11,577
June	10,825	11,581

### QUALITY

	Quantity	Base Number	Contract	AT	Region	England
% of FP17s for the same patient ID Re-attending within 3 months - Children	139	1,644	8.5%	11.7%	12.3%	11.8%
% of FP17s for the same patient ID Re-attending within 3 months - Adults	692	4,602	15.0%	15.0%	15.9%	15.7%
% of FP17s for the same patient ID Re-attending between 3 & 9 months - Children	940	1,644	57.2%	55.0%	60.2%	58.9%
% of FP17s for the same patient ID Re-attending between 3 & 9 months - Adults	2,233	4,602	48.5%	50.5%	53.0%	50.8%
% of FP17s for Band 1 Urgent Courses	896	6,306	14.2%	8.9%	9.1%	9.1%
% of FP17s Relating to Free Repair or Replacements	89	6,306	1.4%	1.2%	1.0%	0.8%
% of FP17s Relating to Continuations	28	6,306	0.4%	1.3%	1.0%	0.9%
% of Patients satisfied with the dentistry they have received	4	5	N/A	93.6%	93.2%	92.5%
% of Patients satisfied with the time they had to wait for an appointment	3	5	N/A	87.6%	88.1%	87.0%

\* This is based on patients treated on this contract for their most recent course of treatment. Figures in italics indicate the base number of FP17s or Patient Questionnaire responses are less than 100. N/A is shown where the base number of responses is less than 10 during the period. % is calculated as Quantity/Base number\*100

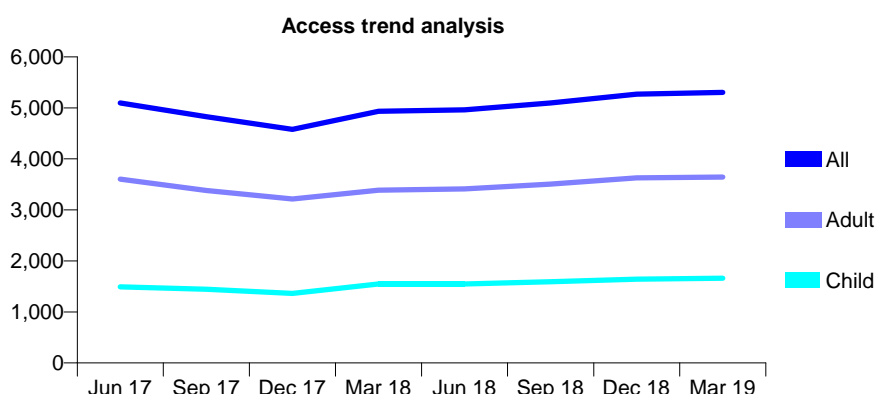
## Q45 - Vital Signs At a Glance Contract Report for 833037/0009 - Year end March 2019

Name or company name	Burgess Hyder Dental Group
Contract type name	GDS Contract
Purpose of contract	General
Contract start date	01/06/2009
Contract end date	

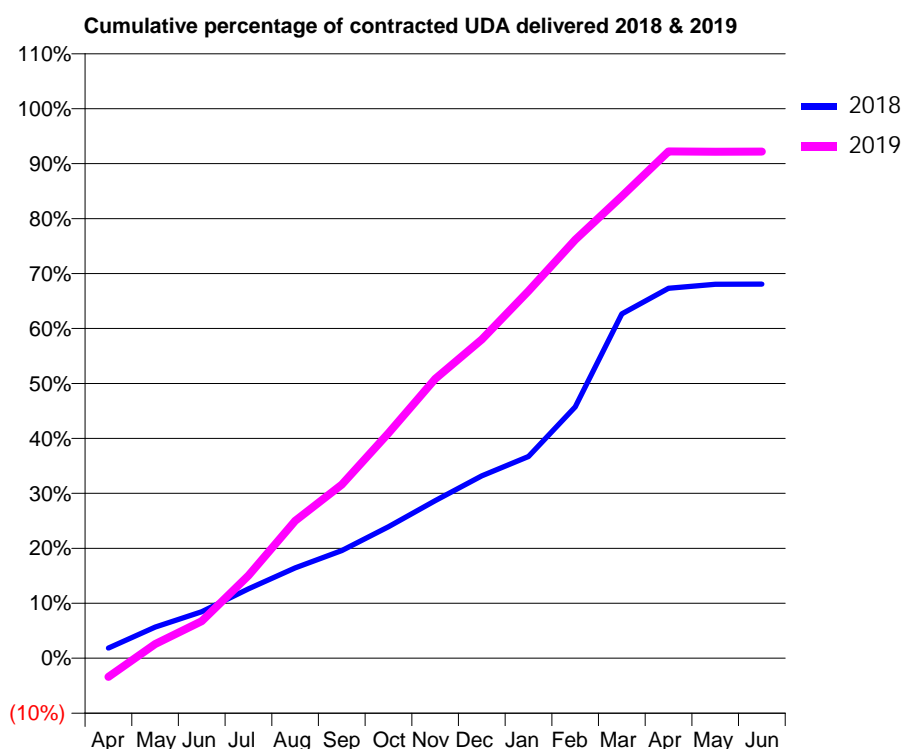
18/19 Contracted general activity (UDA)	15,400
Carry forward general activity (UDA)	1,031
18/19 Contracted orthodontic activity (UOA)	0
Carry forward orthodontic activity (UOA)	0
Baseline contract value	£339,705.53

### ACCESS\*

Patients seen in 24 months	Total	Change since previous quarter
Quarter ending March 2018	4,935	
Quarter ending June 2018	4,962	→
Quarter ending September 2018	5,096	↑
Quarter ending December 2018	5,270	↑
Quarter ending March 2019	5,303	→
<b>Variance since March 2018</b>	<b>7.5%</b>	<b>↑</b>



### ACTIVITY



Adjusted Scheduled Activity (UDA)		
Month	2018	2019
April	287	-524
May	872	398
June	1,302	1,041
July	1,946	2,320
August	2,533	3,850
September	3,016	4,865
October	3,685	6,308
November	4,414	7,826
December	5,110	8,932
January	5,653	10,290
February	7,043	11,727
March	9,648	12,948
April	10,370	14,201
May	10,479	14,191
June	10,484	14,196

### QUALITY

	Quantity	Base Number	Contract	AT	Region	England
% of FP17s for the same patient ID Re-attending within 3 months - Children	195	1,913	10.2%	11.7%	12.3%	11.8%
% of FP17s for the same patient ID Re-attending within 3 months - Adults	1,062	4,523	23.5%	15.0%	15.9%	15.7%
% of FP17s for the same patient ID Re-attending between 3 & 9 months - Children	754	1,913	39.4%	55.0%	60.2%	58.9%
% of FP17s for the same patient ID Re-attending between 3 & 9 months - Adults	1,270	4,523	28.1%	50.5%	53.0%	50.8%
% of FP17s for Band 1 Urgent Courses	1,684	6,634	25.4%	8.9%	9.1%	9.1%
% of FP17s Relating to Free Repair or Replacements	45	6,634	0.7%	1.2%	1.0%	0.8%
% of FP17s Relating to Continuations	0	6,634	0.0%	1.3%	1.0%	0.9%
% of Patients satisfied with the dentistry they have received	2	2	N/A	93.6%	93.2%	92.5%
% of Patients satisfied with the time they had to wait for an appointment	0	2	N/A	87.6%	88.1%	87.0%

\* This is based on patients treated on this contract for their most recent course of treatment.

Figures in italics indicate the base number of FP17s or Patient Questionnaire responses are less than 100. N/A is shown where the base number of responses is less than 10 during the period. % is calculated as Quantity/Base number\*100



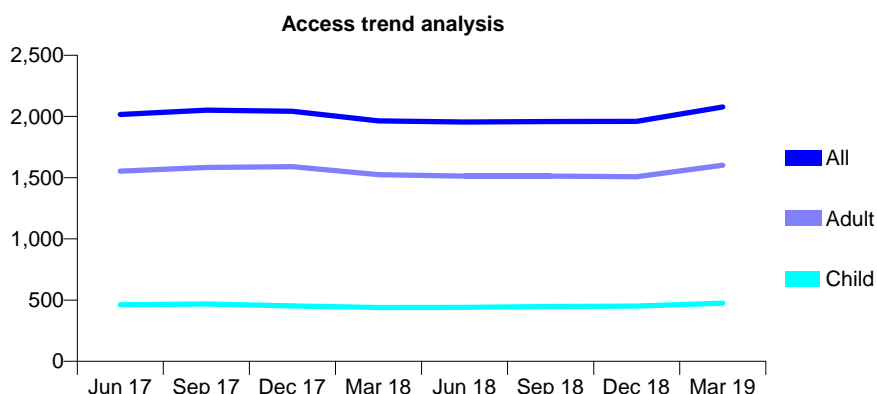
## Q45 - Vital Signs At a Glance Contract Report for 833037/0010 - Year end March 2019

Name or company name	Burgess Hyder Dental Group
Contract type name	GDS Contract
Purpose of contract	General
Contract start date	01/08/2010
Contract end date	

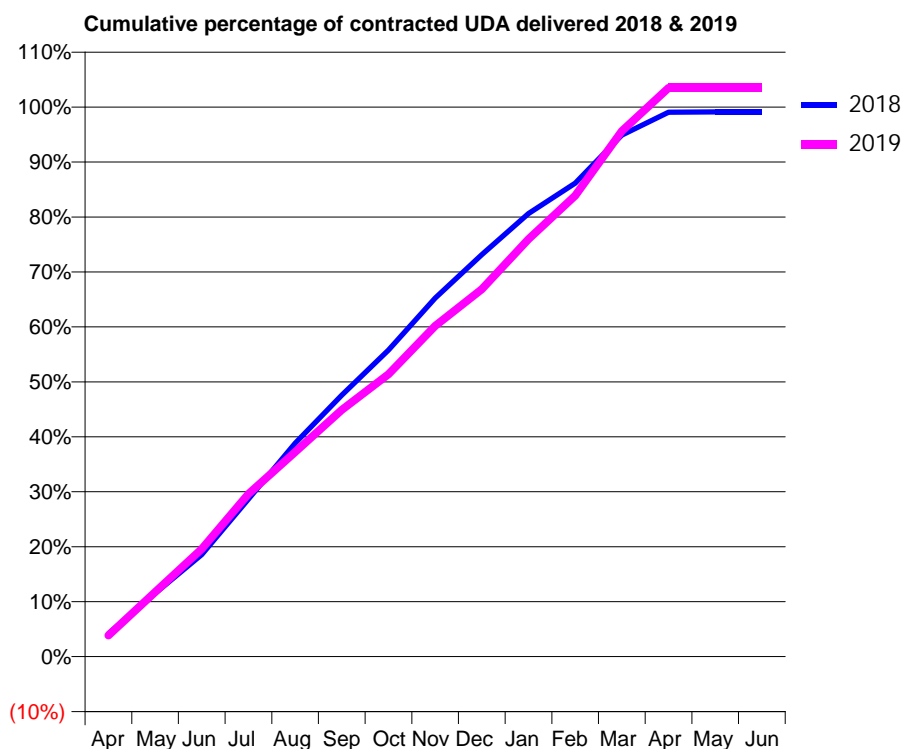
18/19 Contracted general activity (UDA)	5,141
Carry forward general activity (UDA)	44
18/19 Contracted orthodontic activity (UOA)	0
Carry forward orthodontic activity (UOA)	0
Baseline contract value	£181,672.81

### ACCESS\*

Patients seen in 24 months	Total	Change since previous quarter
Quarter ending March 2018	1,963	
Quarter ending June 2018	1,955	→
Quarter ending September 2018	1,959	→
Quarter ending December 2018	1,960	→
Quarter ending March 2019	2,078	↑
<b>Variance since March 2018</b>	<b>5.9%</b>	<b>↑</b>



### ACTIVITY



Adjusted Scheduled Activity (UDA)		
Month	2018	2019
April	211	199
May	579	605
June	933	1,007
July	1,441	1,522
August	1,951	1,915
September	2,391	2,308
October	2,803	2,642
November	3,278	3,095
December	3,676	3,436
January	4,051	3,905
February	4,329	4,312
March	4,769	4,916
April	4,977	5,320
May	4,981	5,320
June	4,981	5,320

### QUALITY

	Quantity	Base Number	Contract	AT	Region	England
% of FP17s for the same patient ID Re-attending within 3 months - Children	34	606	5.6%	11.7%	12.3%	11.8%
% of FP17s for the same patient ID Re-attending within 3 months - Adults	293	1,888	15.5%	15.0%	15.9%	15.7%
% of FP17s for the same patient ID Re-attending between 3 & 9 months - Children	288	606	47.5%	55.0%	60.2%	58.9%
% of FP17s for the same patient ID Re-attending between 3 & 9 months - Adults	802	1,888	42.5%	50.5%	53.0%	50.8%
% of FP17s for Band 1 Urgent Courses	260	2,582	10.1%	8.9%	9.1%	9.1%
% of FP17s Relating to Free Repair or Replacements	40	2,582	1.5%	1.2%	1.0%	0.8%
% of FP17s Relating to Continuations	17	2,582	0.7%	1.3%	1.0%	0.9%
% of Patients satisfied with the dentistry they have received	3	5	N/A	93.6%	93.2%	92.5%
% of Patients satisfied with the time they had to wait for an appointment	3	5	N/A	87.6%	88.1%	87.0%

\* This is based on patients treated on this contract for their most recent course of treatment.

Figures in italics indicate the base number of FP17s or Patient Questionnaire responses are less than 100. N/A is shown where the base number of responses is less than 10 during the period. % is calculated as Quantity/Base number\*100

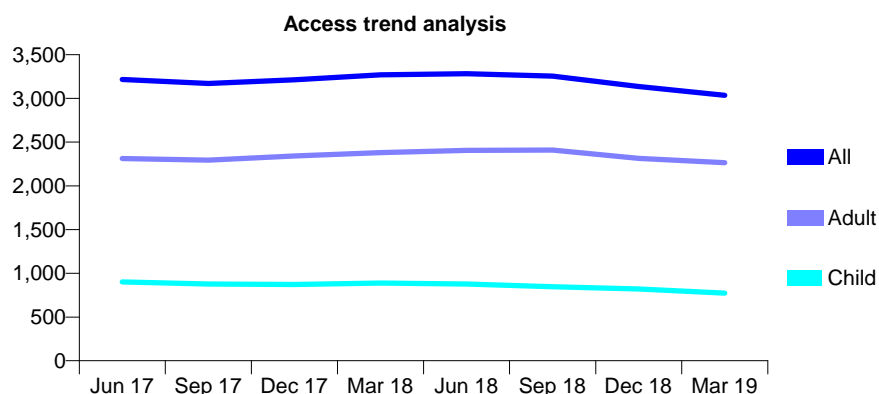
## Q45 - Vital Signs At a Glance Contract Report for 833037/0011 - Year end March 2019

Name or company name	Burgess Hyder Dental Group
Contract type name	GDS Contract
Purpose of contract	General
Contract start date	01/08/2010
Contract end date	

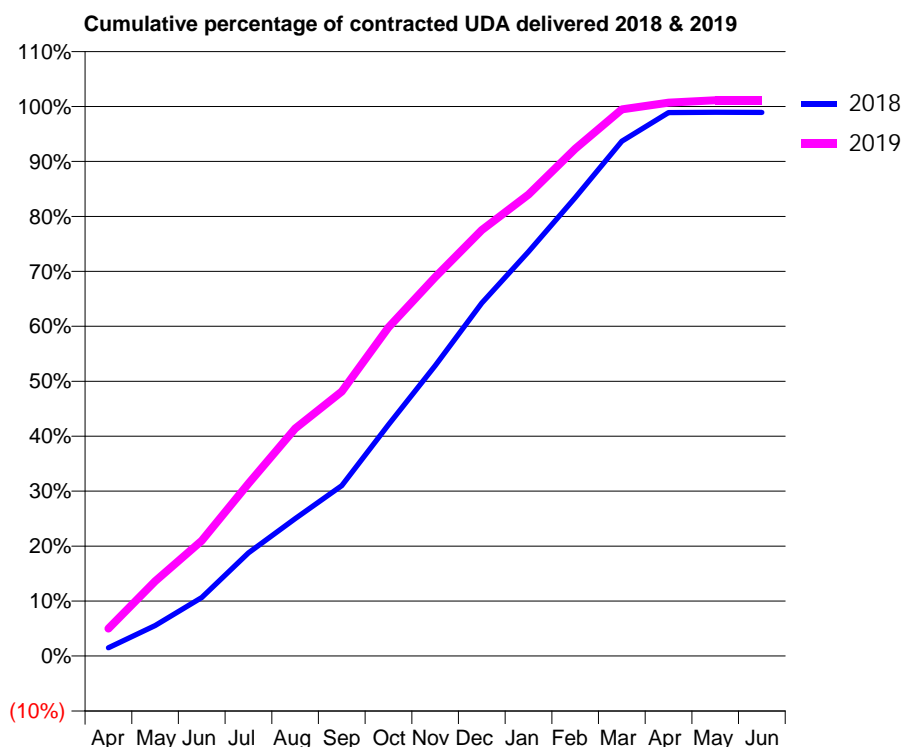
18/19 Contracted general activity (UDA)	9,235
Carry forward general activity (UDA)	94
18/19 Contracted orthodontic activity (UOA)	0
Carry forward orthodontic activity (UOA)	0
Baseline contract value	£387,789.05

### ACCESS\*

Patients seen in 24 months	Total	Change since previous quarter
Quarter ending March 2018	3,269	
Quarter ending June 2018	3,283	→
Quarter ending September 2018	3,255	→
Quarter ending December 2018	3,136	↓
Quarter ending March 2019	3,036	↓
<b>Variance since March 2018</b>	<b>(7.1%)</b>	<b>↓</b>



### ACTIVITY



Adjusted Scheduled Activity (UDA)		
Month	2018	2019
April	131	460
May	484	1,258
June	926	1,936
July	1,635	2,898
August	2,179	3,822
September	2,700	4,445
October	3,666	5,524
November	4,602	6,367
December	5,593	7,157
January	6,407	7,754
February	7,267	8,524
March	8,161	9,185
April	8,611	9,300
May	8,618	9,339
June	8,616	9,339

### QUALITY

	Quantity	Base Number	Contract	AT	Region	England
% of FP17s for the same patient ID Re-attending within 3 months - Children	217	1,120	19.4%	11.7%	12.3%	11.8%
% of FP17s for the same patient ID Re-attending within 3 months - Adults	687	2,966	23.2%	15.0%	15.9%	15.7%
% of FP17s for the same patient ID Re-attending between 3 & 9 months - Children	553	1,120	49.4%	55.0%	60.2%	58.9%
% of FP17s for the same patient ID Re-attending between 3 & 9 months - Adults	1,311	2,966	44.2%	50.5%	53.0%	50.8%
% of FP17s for Band 1 Urgent Courses	809	3,972	20.4%	8.9%	9.1%	9.1%
% of FP17s Relating to Free Repair or Replacements	71	3,972	1.8%	1.2%	1.0%	0.8%
% of FP17s Relating to Continuations	47	3,972	1.2%	1.3%	1.0%	0.9%
% of Patients satisfied with the dentistry they have received	4	4	N/A	93.6%	93.2%	92.5%
% of Patients satisfied with the time they had to wait for an appointment	4	4	N/A	87.6%	88.1%	87.0%

\* This is based on patients treated on this contract for their most recent course of treatment.

Figures in italics indicate the base number of FP17s or Patient Questionnaire responses are less than 100. N/A is shown where the base number of responses is less than 10 during the period. % is calculated as Quantity/Base number\*100

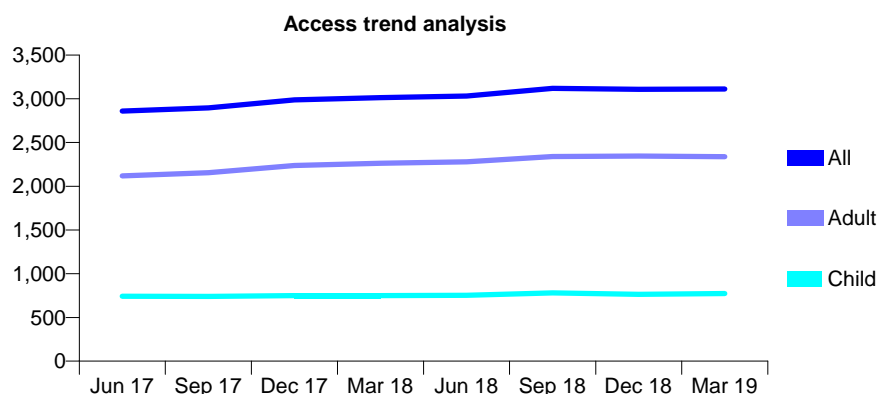
## Q45 - Vital Signs At a Glance Contract Report for 833037/0012 - Year end March 2019

Name or company name	Burgess Hyder Dental Group
Contract type name	GDS Contract
Purpose of contract	General
Contract start date	01/08/2010
Contract end date	

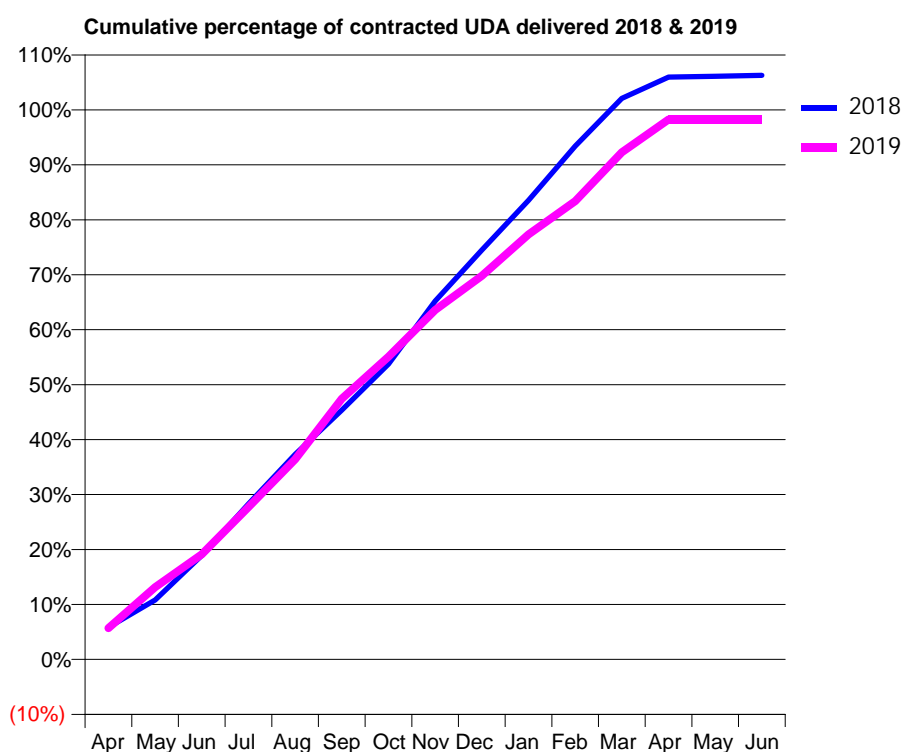
18/19 Contracted general activity (UDA)	7,989
Carry forward general activity (UDA)	-155
18/19 Contracted orthodontic activity (UOA)	0
Carry forward orthodontic activity (UOA)	0
Baseline contract value	£288,071.10

### ACCESS\*

Patients seen in 24 months	Total	Change since previous quarter
Quarter ending March 2018	3,012	
Quarter ending June 2018	3,031	→
Quarter ending September 2018	3,120	↑
Quarter ending December 2018	3,109	→
Quarter ending March 2019	3,112	→
<b>Variance since March 2018</b>	<b>3.3%</b>	<b>↑</b>



### ACTIVITY



Adjusted Scheduled Activity (UDA)		
Month	2018	2019
April	454	454
May	840	1,049
June	1,468	1,528
July	2,196	2,214
August	2,897	2,908
September	3,519	3,789
October	4,169	4,401
November	5,059	5,080
December	5,779	5,577
January	6,482	6,177
February	7,247	6,662
March	7,919	7,372
April	8,221	7,848
May	8,232	7,848
June	8,245	7,848

### QUALITY

	Quantity	Base Number	Contract	AT	Region	England
% of FP17s for the same patient ID Re-attending within 3 months - Children	72	835	8.6%	11.7%	12.3%	11.8%
% of FP17s for the same patient ID Re-attending within 3 months - Adults	542	2,656	20.4%	15.0%	15.9%	15.7%
% of FP17s for the same patient ID Re-attending between 3 & 9 months - Children	373	835	44.7%	55.0%	60.2%	58.9%
% of FP17s for the same patient ID Re-attending between 3 & 9 months - Adults	899	2,656	33.8%	50.5%	53.0%	50.8%
% of FP17s for Band 1 Urgent Courses	644	3,534	18.2%	8.9%	9.1%	9.1%
% of FP17s Relating to Free Repair or Replacements	36	3,534	1.0%	1.2%	1.0%	0.8%
% of FP17s Relating to Continuations	76	3,534	2.2%	1.3%	1.0%	0.9%
% of Patients satisfied with the dentistry they have received	0	0	N/A	93.6%	93.2%	92.5%
% of Patients satisfied with the time they had to wait for an appointment	0	0	N/A	87.6%	88.1%	87.0%

\* This is based on patients treated on this contract for their most recent course of treatment.

Figures in italics indicate the base number of FP17s or Patient Questionnaire responses are less than 100. N/A is shown where the base number of responses is less than 10 during the period. % is calculated as Quantity/Base number\*100

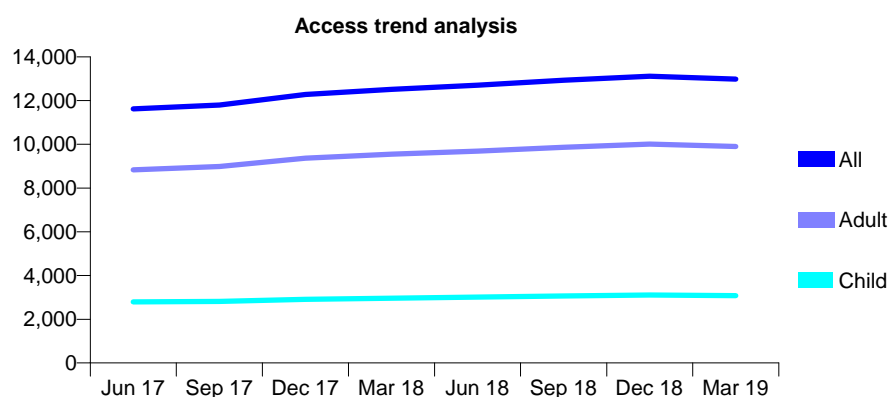
## Q45 - Vital Signs At a Glance Contract Report for 833037/0013 - Year end March 2019

Name or company name	Burgess Hyder Dental Group
Contract type name	GDS Contract
Purpose of contract	General
Contract start date	01/08/2010
Contract end date	

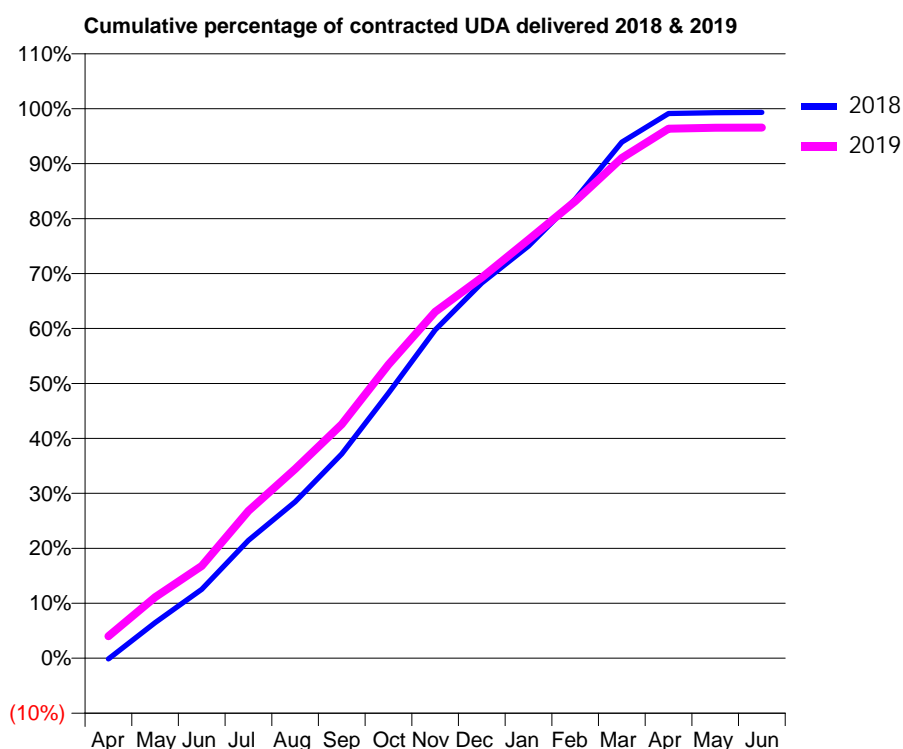
18/19 Contracted general activity (UDA)	33,814
Carry forward general activity (UDA)	235
18/19 Contracted orthodontic activity (UOA)	0
Carry forward orthodontic activity (UOA)	0
Baseline contract value	£1,165,518.75

### ACCESS\*

Patients seen in 24 months	Total	Change since previous quarter
Quarter ending March 2018	12,513	
Quarter ending June 2018	12,704	→
Quarter ending September 2018	12,930	→
Quarter ending December 2018	13,112	→
Quarter ending March 2019	12,984	→
<b>Variance since March 2018</b>	<b>3.8%</b>	<b>↑</b>



### ACTIVITY



Adjusted Scheduled Activity (UDA)		
Month	2018	2019
April	-52	1,362
May	2,194	3,756
June	4,240	5,682
July	7,257	9,064
August	9,627	11,649
September	12,572	14,389
October	16,306	18,062
November	20,210	21,317
December	23,089	23,426
January	25,362	25,757
February	28,250	28,116
March	31,752	30,773
April	33,515	32,582
May	33,566	32,637
June	33,579	32,647

### QUALITY

	Quantity	Base Number	Contract	AT	Region	England
% of FP17s for the same patient ID Re-attending within 3 months - Children	461	4,337	10.6%	11.7%	12.3%	11.8%
% of FP17s for the same patient ID Re-attending within 3 months - Adults	2,173	12,365	17.6%	15.0%	15.9%	15.7%
% of FP17s for the same patient ID Re-attending between 3 & 9 months - Children	2,263	4,337	52.2%	55.0%	60.2%	58.9%
% of FP17s for the same patient ID Re-attending between 3 & 9 months - Adults	4,801	12,365	38.8%	50.5%	53.0%	50.8%
% of FP17s for Band 1 Urgent Courses	2,691	15,814	17.0%	8.9%	9.1%	9.1%
% of FP17s Relating to Free Repair or Replacements	225	15,814	1.4%	1.2%	1.0%	0.8%
% of FP17s Relating to Continuations	195	15,814	1.2%	1.3%	1.0%	0.9%
% of Patients satisfied with the dentistry they have received	12	15	80.0%	93.6%	93.2%	92.5%
% of Patients satisfied with the time they had to wait for an appointment	10	15	66.7%	87.6%	88.1%	87.0%

\* This is based on patients treated on this contract for their most recent course of treatment.

Figures in italics indicate the base number of FP17s or Patient Questionnaire responses are less than 100. N/A is shown where the base number of responses is less than 10 during the period. % is calculated as Quantity/Base number\*100

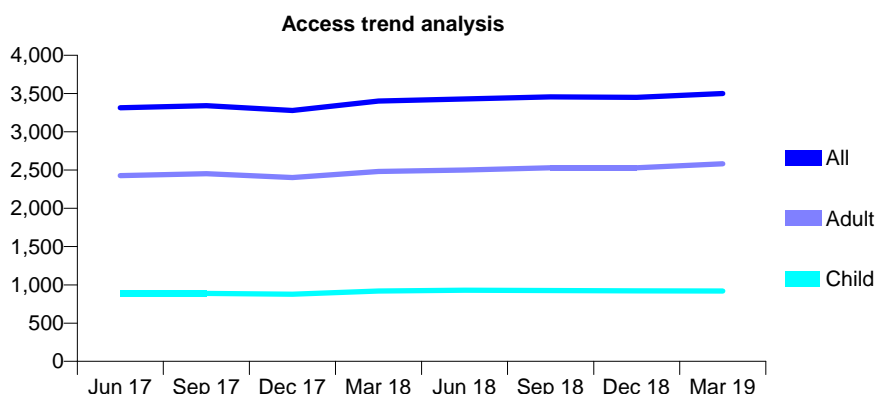
## Q45 - Vital Signs At a Glance Contract Report for 833037/0014 - Year end March 2019

Name or company name	Burgess Hyder Dental Group
Contract type name	PDS Plus Contract
Purpose of contract	General
Contract start date	01/09/2010
Contract end date	31/03/2020

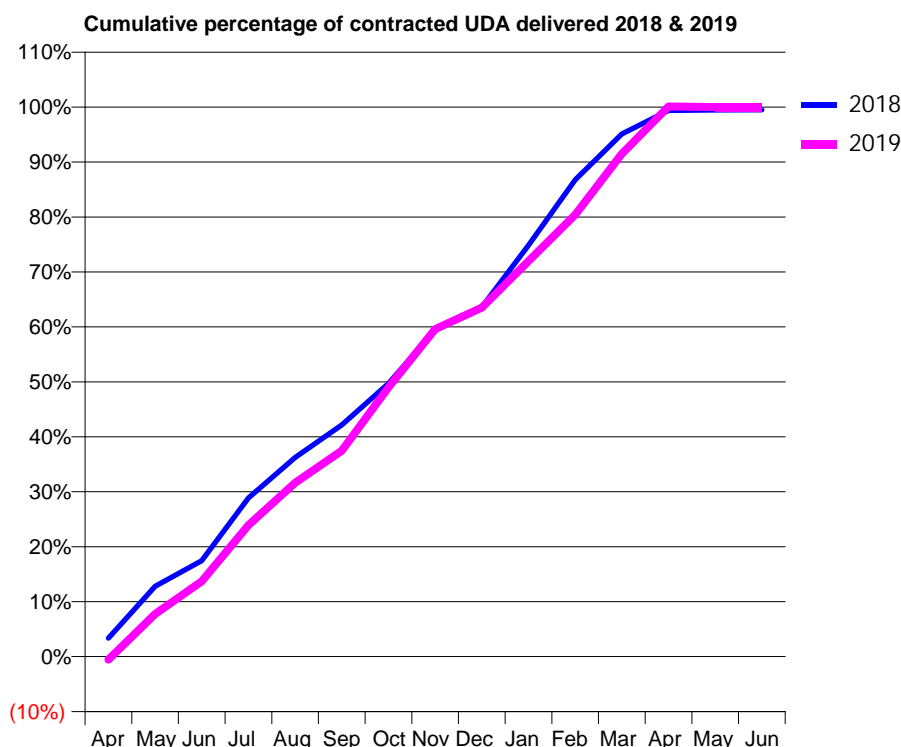
18/19 Contracted general activity (UDA)	7,089
Carry forward general activity (UDA)	175
18/19 Contracted orthodontic activity (UOA)	0
Carry forward orthodontic activity (UOA)	0
Baseline contract value	£120,690.69

### ACCESS\*

Patients seen in 24 months	Total	Change since previous quarter
Quarter ending March 2018	3,401	
Quarter ending June 2018	3,430	→
Quarter ending September 2018	3,455	→
Quarter ending December 2018	3,450	→
Quarter ending March 2019	3,501	→
<b>Variance since March 2018</b>	<b>2.9%</b>	<b>↑</b>



### ACTIVITY



Adjusted Scheduled Activity (UDA)		
Month	2018	2019
April	238	-39
May	907	551
June	1,237	971
July	2,047	1,697
August	2,570	2,244
September	2,988	2,655
October	3,525	3,474
November	4,218	4,224
December	4,508	4,500
January	5,307	5,103
February	6,150	5,702
March	6,741	6,486
April	7,046	7,097
May	7,050	7,088
June	7,054	7,088

### QUALITY

	Quantity	Base Number	Contract	AT	Region	England
% of FP17s for the same patient ID Re-attending within 3 months - Children	70	1,074	6.5%	11.7%	12.3%	11.8%
% of FP17s for the same patient ID Re-attending within 3 months - Adults	440	3,000	14.7%	15.0%	15.9%	15.7%
% of FP17s for the same patient ID Re-attending between 3 & 9 months - Children	534	1,074	49.7%	55.0%	60.2%	58.9%
% of FP17s for the same patient ID Re-attending between 3 & 9 months - Adults	1,188	3,000	39.6%	50.5%	53.0%	50.8%
% of FP17s for Band 1 Urgent Courses	641	4,150	15.4%	8.9%	9.1%	9.1%
% of FP17s Relating to Free Repair or Replacements	71	4,150	1.7%	1.2%	1.0%	0.8%
% of FP17s Relating to Continuations	14	4,150	0.3%	1.3%	1.0%	0.9%
% of Patients satisfied with the dentistry they have received	2	2	N/A	93.6%	93.2%	92.5%
% of Patients satisfied with the time they had to wait for an appointment	2	2	N/A	87.6%	88.1%	87.0%

\* This is based on patients treated on this contract for their most recent course of treatment.  
 Figures in *italics* indicate the base number of FP17s or Patient Questionnaire responses are less than 100. N/A is shown where the base number of responses is less than 10 during the period. % is calculated as Quantity/Base number\*100

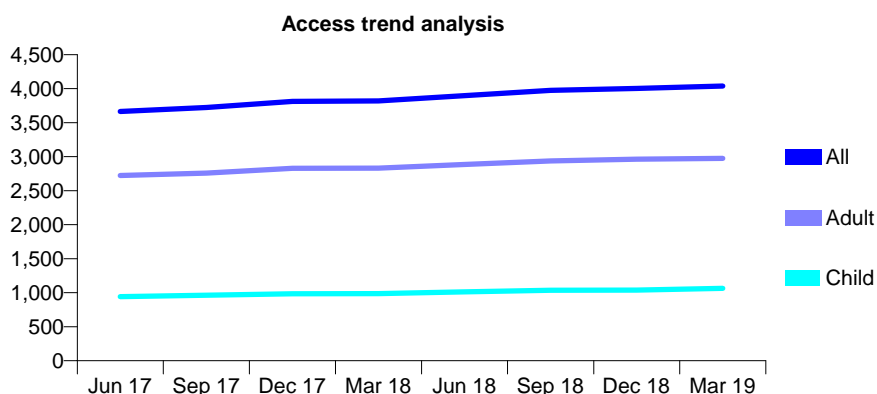
## Q45 - Vital Signs At a Glance Contract Report for 833037/0015 - Year end March 2019

Name or company name	Burgess Hyder Dental Group
Contract type name	PDS Plus Contract
Purpose of contract	General
Contract start date	01/09/2010
Contract end date	31/03/2020

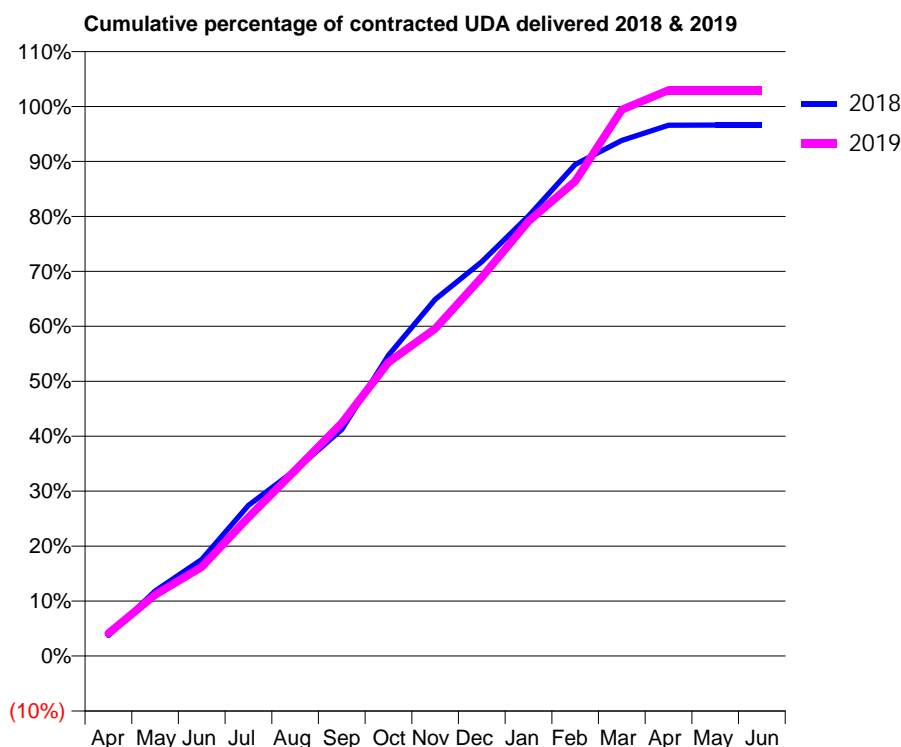
18/19 Contracted general activity (UDA)	9,027
Carry forward general activity (UDA)	150
18/19 Contracted orthodontic activity (UOA)	0
Carry forward orthodontic activity (UOA)	0
Baseline contract value	£153,656.95

### ACCESS\*

Patients seen in 24 months	Total	Change since previous quarter
Quarter ending March 2018	3,820	
Quarter ending June 2018	3,897	↑
Quarter ending September 2018	3,975	↑
Quarter ending December 2018	4,003	→
Quarter ending March 2019	4,039	→
<b>Variance since March 2018</b>	<b>5.7%</b>	<b>↑</b>



### ACTIVITY



Adjusted Scheduled Activity (UDA)		
Month	2018	2019
April	337	374
May	1,070	1,006
June	1,587	1,464
July	2,476	2,278
August	3,052	3,051
September	3,720	3,825
October	4,942	4,824
November	5,859	5,376
December	6,476	6,221
January	7,228	7,141
February	8,074	7,798
March	8,470	8,973
April	8,719	9,293
May	8,721	9,293
June	8,721	9,293

### QUALITY

	Quantity	Base Number	Contract	AT	Region	England
% of FP17s for the same patient ID Re-attending within 3 months - Children	102	1,445	7.1%	11.7%	12.3%	11.8%
% of FP17s for the same patient ID Re-attending within 3 months - Adults	464	3,869	12.0%	15.0%	15.9%	15.7%
% of FP17s for the same patient ID Re-attending between 3 & 9 months - Children	743	1,445	51.4%	55.0%	60.2%	58.9%
% of FP17s for the same patient ID Re-attending between 3 & 9 months - Adults	1,845	3,869	47.7%	50.5%	53.0%	50.8%
% of FP17s for Band 1 Urgent Courses	654	5,288	12.4%	8.9%	9.1%	9.1%
% of FP17s Relating to Free Repair or Replacements	30	5,288	0.6%	1.2%	1.0%	0.8%
% of FP17s Relating to Continuations	6	5,288	0.1%	1.3%	1.0%	0.9%
% of Patients satisfied with the dentistry they have received	0	0	N/A	93.6%	93.2%	92.5%
% of Patients satisfied with the time they had to wait for an appointment	0	0	N/A	87.6%	88.1%	87.0%

\* This is based on patients treated on this contract for their most recent course of treatment.

Figures in italics indicate the base number of FP17s or Patient Questionnaire responses are less than 100. N/A is shown where the base number of responses is less than 10 during the period. % is calculated as Quantity/Base number\*100

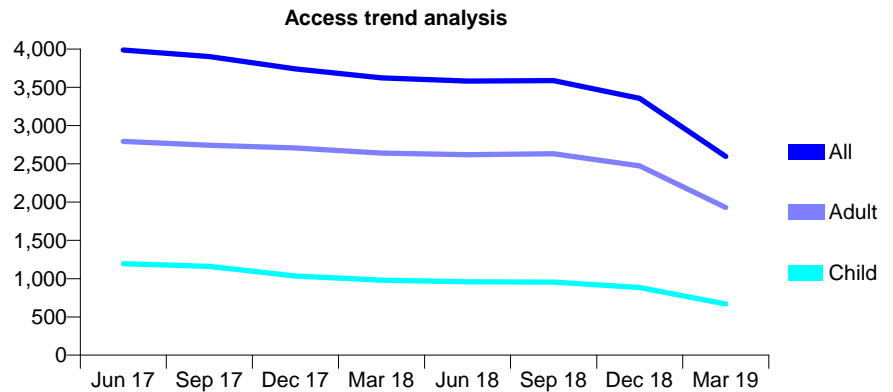
## Q45 - Vital Signs At a Glance Contract Report for 833037/0016 - Year end March 2019

Name or company name	MR MA HYDER
Contract type name	GDS Contract
Purpose of contract	General
Contract start date	12/10/2013
Contract end date	31/12/2018

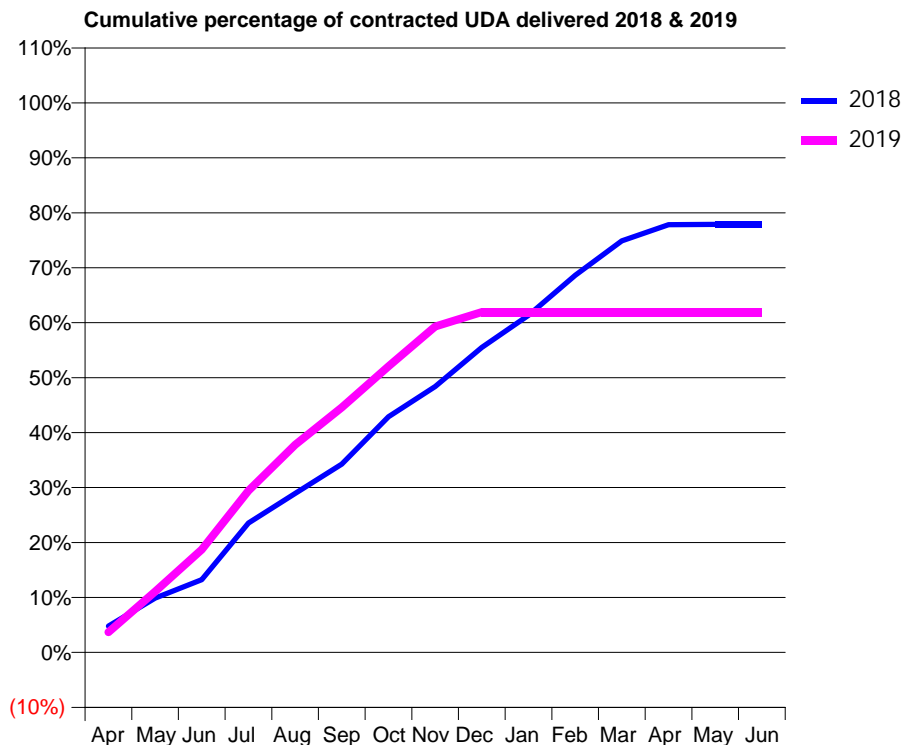
18/19 Contracted general activity (UDA)	12,000
Carry forward general activity (UDA)	0
18/19 Contracted orthodontic activity (UOA)	0
Carry forward orthodontic activity (UOA)	0
Baseline contract value	£291,671.91

### ACCESS\*

Patients seen in 24 months	Total	Change since previous quarter
Quarter ending March 2018	3,622	
Quarter ending June 2018	3,580	↓
Quarter ending September 2018	3,587	→
Quarter ending December 2018	3,356	↓
Quarter ending March 2019	2,596	↓
<b>Variance since March 2018</b>	<b>(28.3%)</b>	<b>↓</b>



### ACTIVITY



Adjusted Scheduled Activity (UDA)		
Month	2018	2019
April	767	443
May	1,583	1,329
June	2,119	2,247
July	3,769	3,530
August	4,629	4,534
September	5,483	5,349
October	6,863	6,246
November	7,745	7,115
December	8,877	7,433
January	9,812	7,433
February	10,983	7,433
March	11,981	7,433
April	12,455	7,433
May	12,463	7,433
June	12,460	7,433

### QUALITY

	Quantity	Base Number	Contract	AT	Region	England
% of FP17s for the same patient ID Re-attending within 3 months - Children	100	892	11.2%	11.7%	12.3%	11.8%
% of FP17s for the same patient ID Re-attending within 3 months - Adults	453	2,486	18.2%	15.0%	15.9%	15.7%
% of FP17s for the same patient ID Re-attending between 3 & 9 months - Children	543	892	60.9%	55.0%	60.2%	58.9%
% of FP17s for the same patient ID Re-attending between 3 & 9 months - Adults	1,196	2,486	48.1%	50.5%	53.0%	50.8%
% of FP17s for Band 1 Urgent Courses	323	3,193	10.1%	8.9%	9.1%	9.1%
% of FP17s Relating to Free Repair or Replacements	35	3,193	1.1%	1.2%	1.0%	0.8%
% of FP17s Relating to Continuations	12	3,193	0.4%	1.3%	1.0%	0.9%
% of Patients satisfied with the dentistry they have received	0	0	N/A	93.6%	93.2%	92.5%
% of Patients satisfied with the time they had to wait for an appointment	0	0	N/A	87.6%	88.1%	87.0%

\* This is based on patients treated on this contract for their most recent course of treatment. Figures in italics indicate the base number of FP17s or Patient Questionnaire responses are less than 100. N/A is shown where the base number of responses is less than 10 during the period. % is calculated as Quantity/Base number\*100



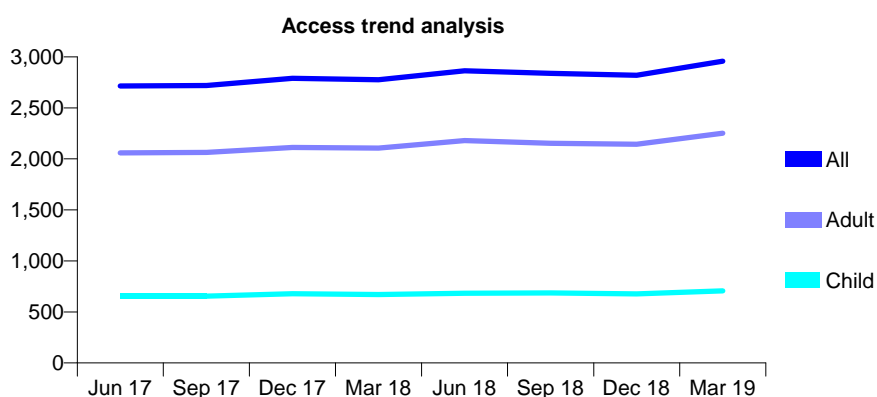
## Q45 - Vital Signs At a Glance Contract Report for 835951/0001 - Year end March 2019

Name or company name	Mr D Chopra
Contract type name	GDS Contract
Purpose of contract	General
Contract start date	01/04/2006
Contract end date	

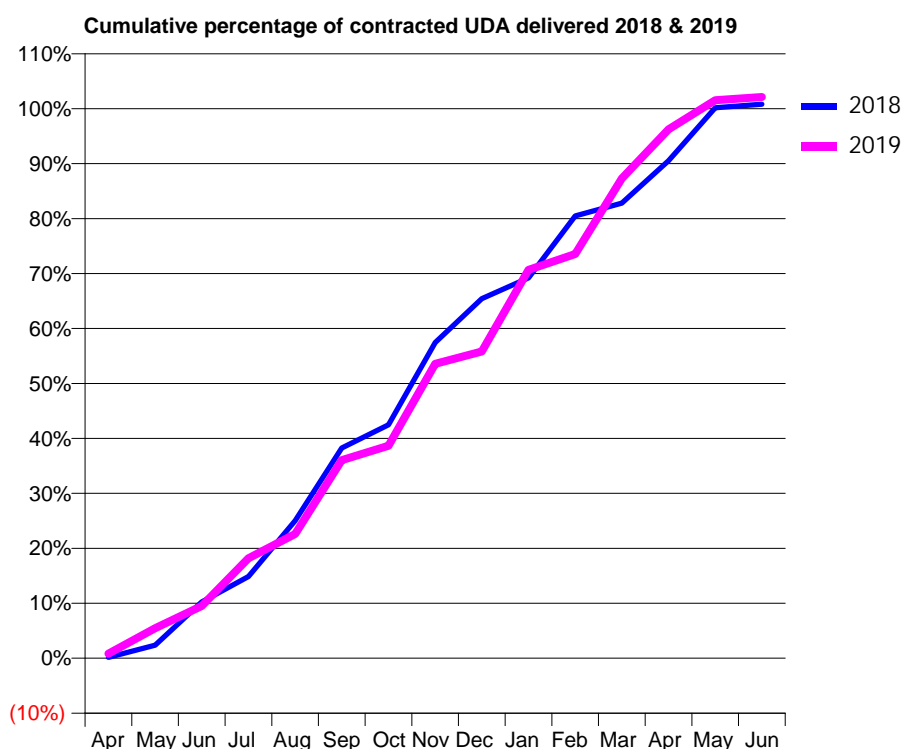
18/19 Contracted general activity (UDA)	13,150
Carry forward general activity (UDA)	-107
18/19 Contracted orthodontic activity (UOA)	0
Carry forward orthodontic activity (UOA)	0
Baseline contract value	£420,284.17

### ACCESS\*

Patients seen in 24 months	Total	Change since previous quarter
Quarter ending March 2018	2,776	
Quarter ending June 2018	2,863	↑
Quarter ending September 2018	2,839	→
Quarter ending December 2018	2,819	→
Quarter ending March 2019	2,958	↑
<b>Variance since March 2018</b>	<b>6.6%</b>	<b>↑</b>



### ACTIVITY



Adjusted Scheduled Activity (UDA)		
Month	2018	2019
April	21	110
May	313	719
June	1,345	1,253
July	1,954	2,392
August	3,290	2,974
September	5,032	4,741
October	5,585	5,086
November	7,554	7,043
December	8,604	7,339
January	9,099	9,290
February	10,582	9,670
March	10,888	11,480
April	11,905	12,653
May	13,172	13,353
June	13,257	13,431

### QUALITY

	Quantity	Base Number	Contract	AT	Region	England
% of FP17s for the same patient ID Re-attending within 3 months - Children	70	1,003	7.0%	11.7%	12.3%	11.8%
% of FP17s for the same patient ID Re-attending within 3 months - Adults	314	2,813	11.2%	15.0%	15.9%	15.7%
% of FP17s for the same patient ID Re-attending between 3 & 9 months - Children	493	1,003	49.2%	55.0%	60.2%	58.9%
% of FP17s for the same patient ID Re-attending between 3 & 9 months - Adults	1,373	2,813	48.8%	50.5%	53.0%	50.8%
% of FP17s for Band 1 Urgent Courses	61	3,710	1.6%	8.9%	9.1%	9.1%
% of FP17s Relating to Free Repair or Replacements	96	3,710	2.6%	1.2%	1.0%	0.8%
% of FP17s Relating to Continuations	76	3,710	2.0%	1.3%	1.0%	0.9%
% of Patients satisfied with the dentistry they have received	4	5	N/A	93.6%	93.2%	92.5%
% of Patients satisfied with the time they had to wait for an appointment	5	5	N/A	87.6%	88.1%	87.0%

\* This is based on patients treated on this contract for their most recent course of treatment.

Figures in italics indicate the base number of FP17s or Patient Questionnaire responses are less than 100. N/A is shown where the base number of responses is less than 10 during the period. % is calculated as Quantity/Base number\*100

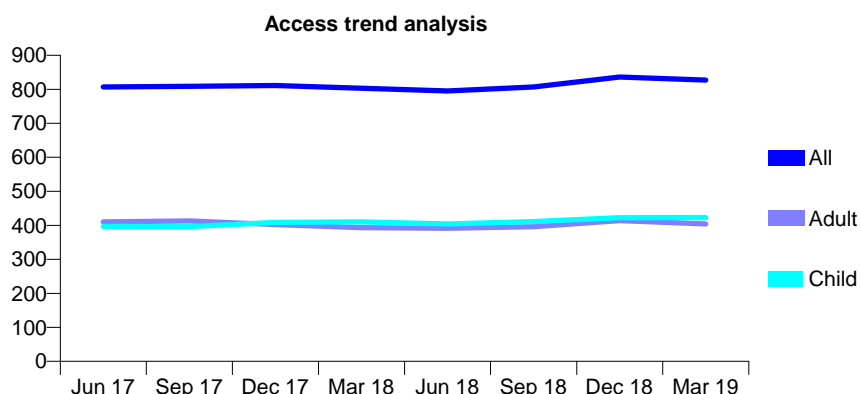
## Q45 - Vital Signs At a Glance Contract Report for 860654/0001 - Year end March 2019

Name or company name	MR CJ SHERWIN
Contract type name	GDS Contract
Purpose of contract	General
Contract start date	01/01/2012
Contract end date	

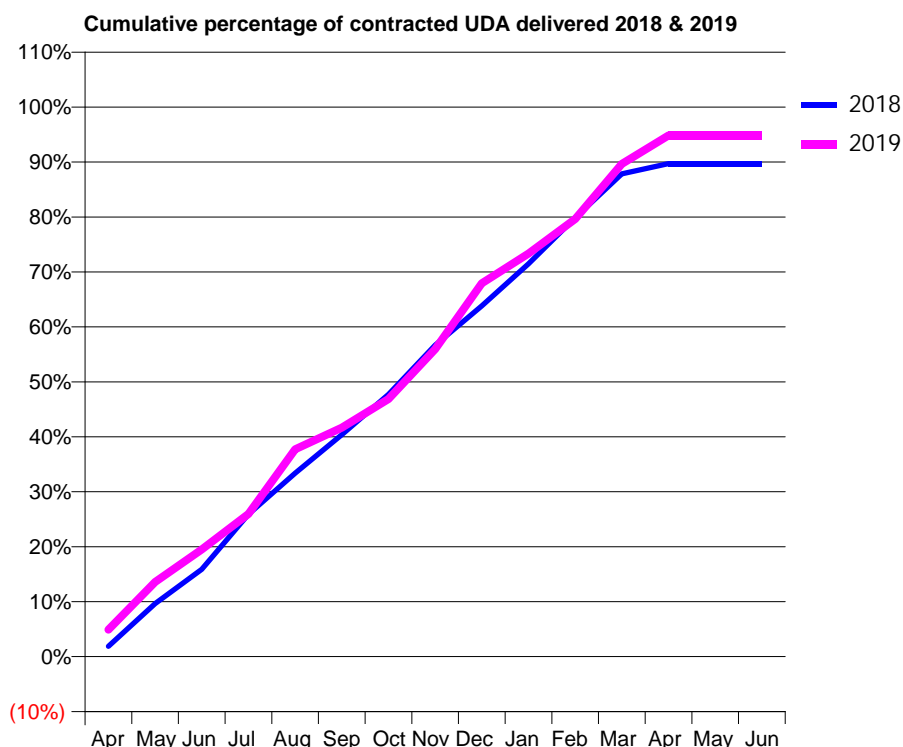
18/19 Contracted general activity (UDA)	2,500
Carry forward general activity (UDA)	0
18/19 Contracted orthodontic activity (UOA)	0
Carry forward orthodontic activity (UOA)	0
Baseline contract value	£57,005.56

### ACCESS\*

Patients seen in 24 months	Total	Change since previous quarter
Quarter ending March 2018	803	
Quarter ending June 2018	795	→
Quarter ending September 2018	807	→
Quarter ending December 2018	836	↑
Quarter ending March 2019	827	↓
<b>Variance since March 2018</b>	<b>3.0%</b>	<b>↑</b>



### ACTIVITY



Adjusted Scheduled Activity (UDA)		
Month	2018	2019
April	47	123
May	242	340
June	397	487
July	648	650
August	835	943
September	1,009	1,041
October	1,193	1,172
November	1,417	1,399
December	1,595	1,698
January	1,787	1,834
February	1,997	1,991
March	2,196	2,241
April	2,242	2,370
May	2,242	2,370
June	2,242	2,370

### QUALITY

	Quantity	Base Number	Contract	AT	Region	England
% of FP17s for the same patient ID Re-attending within 3 months - Children	51	907	5.6%	11.7%	12.3%	11.8%
% of FP17s for the same patient ID Re-attending within 3 months - Adults	49	624	7.9%	15.0%	15.9%	15.7%
% of FP17s for the same patient ID Re-attending between 3 & 9 months - Children	733	907	80.8%	55.0%	60.2%	58.9%
% of FP17s for the same patient ID Re-attending between 3 & 9 months - Adults	449	624	72.0%	50.5%	53.0%	50.8%
% of FP17s for Band 1 Urgent Courses	47	1,566	3.0%	8.9%	9.1%	9.1%
% of FP17s Relating to Free Repair or Replacements	2	1,566	0.1%	1.2%	1.0%	0.8%
% of FP17s Relating to Continuations	7	1,566	0.4%	1.3%	1.0%	0.9%
% of Patients satisfied with the dentistry they have received	1	1	N/A	93.6%	93.2%	92.5%
% of Patients satisfied with the time they had to wait for an appointment	1	1	N/A	87.6%	88.1%	87.0%

\* This is based on patients treated on this contract for their most recent course of treatment.  
 Figures in *italics* indicate the base number of FP17s or Patient Questionnaire responses are less than 100. N/A is shown where the base number of responses is less than 10 during the period. % is calculated as Quantity/Base number\*100

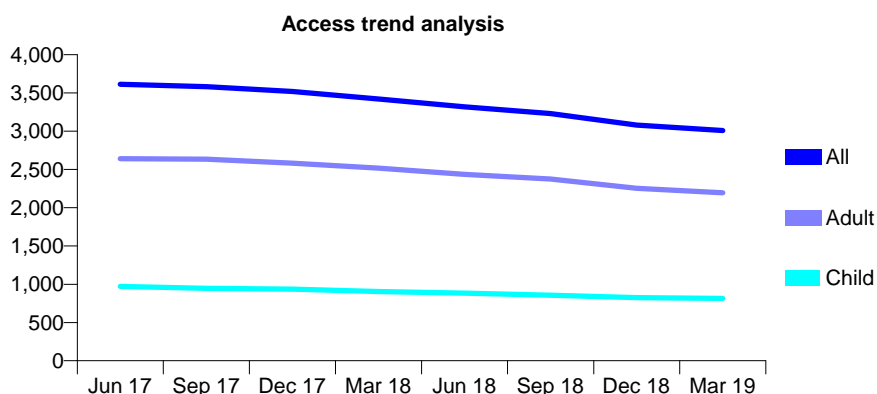
## Q45 - Vital Signs At a Glance Contract Report for 866334/0001 - Year end March 2019

Name or company name	MR CT BURTON
Contract type name	GDS Contract
Purpose of contract	General
Contract start date	01/06/2008
Contract end date	

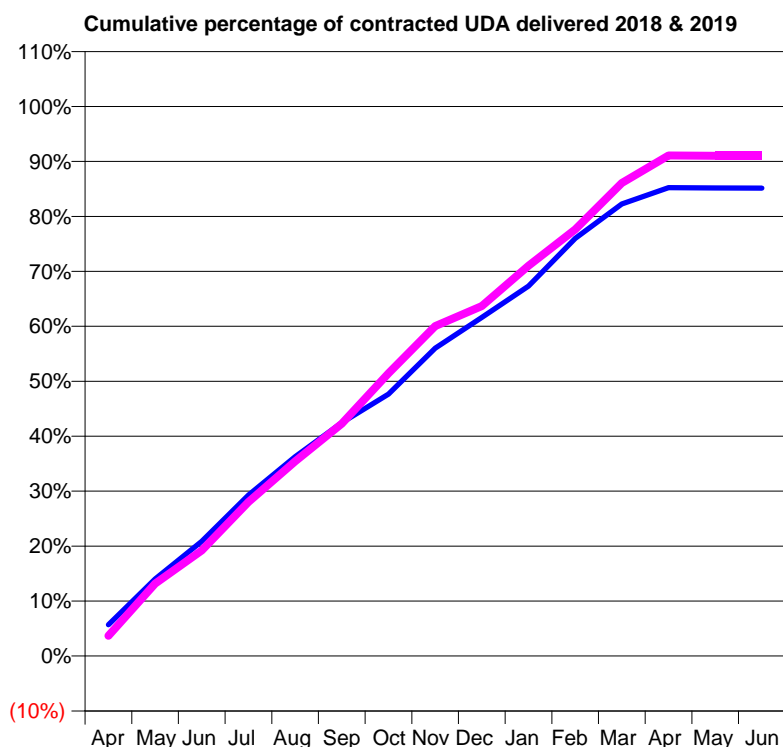
18/19 Contracted general activity (UDA)	8,000
Carry forward general activity (UDA)	0
18/19 Contracted orthodontic activity (UOA)	0
Carry forward orthodontic activity (UOA)	0
Baseline contract value	£193,169.09

### ACCESS\*

Patients seen in 24 months	Total	Change since previous quarter
Quarter ending March 2018	3,421	
Quarter ending June 2018	3,318	↓
Quarter ending September 2018	3,231	↓
Quarter ending December 2018	3,079	↓
Quarter ending March 2019	3,010	↓
<b>Variance since March 2018</b>	<b>(12.0%)</b>	<b>↓</b>



### ACTIVITY



Adjusted Scheduled Activity (UDA)		
Month	2018	2019
April	570	294
May	1,405	1,055
June	2,085	1,536
July	2,929	2,243
August	3,626	2,833
September	4,245	3,382
October	4,767	4,116
November	5,601	4,803
December	6,159	5,095
January	6,731	5,682
February	7,600	6,209
March	8,226	6,885
April	8,523	7,287
May	8,517	7,281
June	8,515	7,281

### QUALITY

	Quantity	Base Number	Contract	AT	Region	England
% of FP17s for the same patient ID Re-attending within 3 months - Children	59	1,268	4.7%	11.7%	12.3%	11.8%
% of FP17s for the same patient ID Re-attending within 3 months - Adults	340	3,102	11.0%	15.0%	15.9%	15.7%
% of FP17s for the same patient ID Re-attending between 3 & 9 months - Children	873	1,268	68.8%	55.0%	60.2%	58.9%
% of FP17s for the same patient ID Re-attending between 3 & 9 months - Adults	2,025	3,102	65.3%	50.5%	53.0%	50.8%
% of FP17s for Band 1 Urgent Courses	151	4,373	3.5%	8.9%	9.1%	9.1%
% of FP17s Relating to Free Repair or Replacements	29	4,373	0.7%	1.2%	1.0%	0.8%
% of FP17s Relating to Continuations	43	4,373	1.0%	1.3%	1.0%	0.9%
% of Patients satisfied with the dentistry they have received	1	1	N/A	93.6%	93.2%	92.5%
% of Patients satisfied with the time they had to wait for an appointment	1	1	N/A	87.6%	88.1%	87.0%

\* This is based on patients treated on this contract for their most recent course of treatment.

Figures in italics indicate the base number of FP17s or Patient Questionnaire responses are less than 100. N/A is shown where the base number of responses is less than 10 during the period. % is calculated as Quantity/Base number\*100

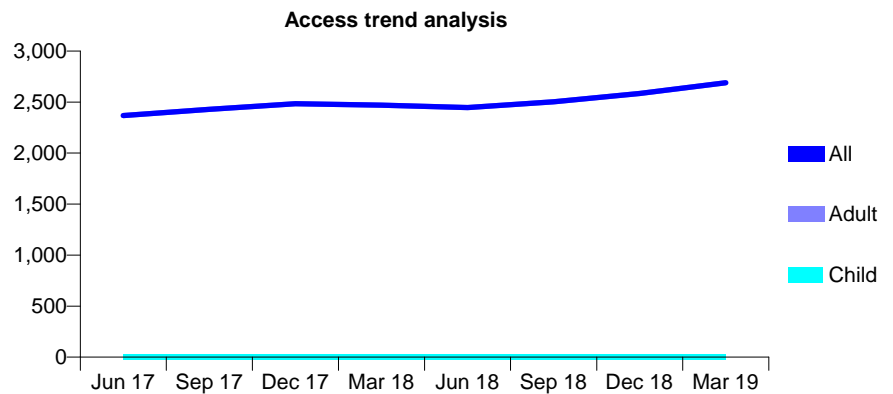
## Q45 - Vital Signs At a Glance Contract Report for 881864/0002 - Year end March 2019

Name or company name	MR DA POWER
Contract type name	PDS Contract
Purpose of contract	General
Contract start date	31/10/2010
Contract end date	31/03/2020

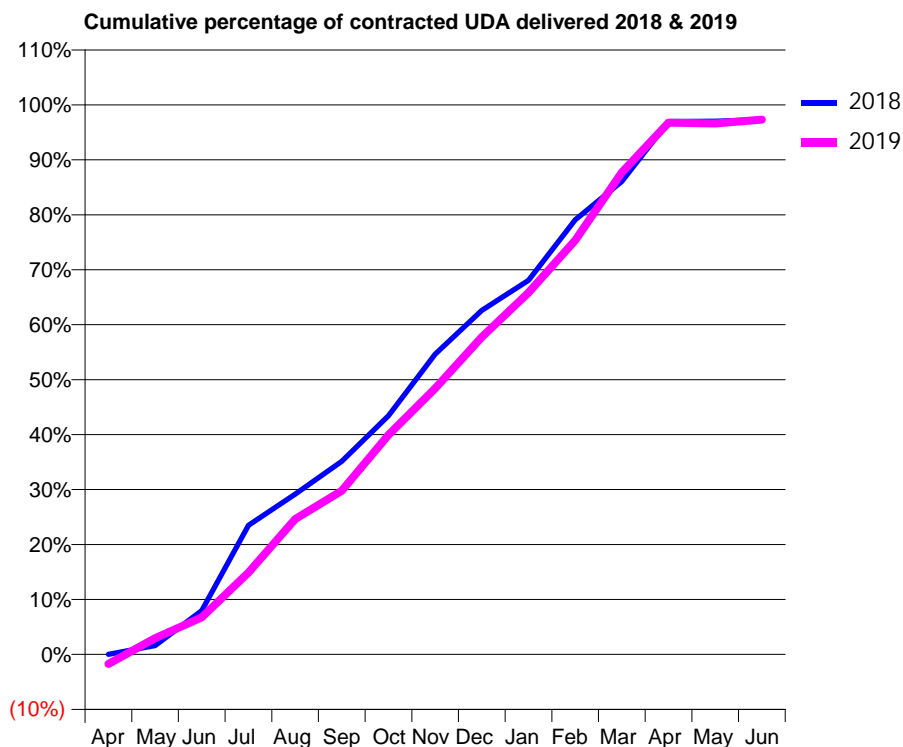
18/19 Contracted general activity (UDA)	7,467
Carry forward general activity (UDA)	200
18/19 Contracted orthodontic activity (UOA)	0
Carry forward orthodontic activity (UOA)	0
Baseline contract value	£271,063.67

### ACCESS\*

Patients seen in 24 months	Total	Change since previous quarter
Quarter ending March 2018	2,470	
Quarter ending June 2018	2,447	→
Quarter ending September 2018	2,502	↑
Quarter ending December 2018	2,584	↑
Quarter ending March 2019	2,689	↑
<b>Variance since March 2018</b>	<b>8.9%</b>	<b>↑</b>



### ACTIVITY



Adjusted Scheduled Activity (UDA)		
Month	2018	2019
April	0	-132
May	120	220
June	596	505
July	1,754	1,111
August	2,177	1,838
September	2,623	2,225
October	3,242	2,983
November	4,079	3,615
December	4,674	4,311
January	5,084	4,915
February	5,904	5,627
March	6,427	6,549
April	7,239	7,226
May	7,246	7,215
June	7,267	7,267

### QUALITY

	Quantity	Base Number	Contract	AT	Region	England
% of FP17s for the same patient ID Re-attending within 3 months - Children	0	0	N/A	11.7%	12.3%	11.8%
% of FP17s for the same patient ID Re-attending within 3 months - Adults	116	2,212	5.2%	15.0%	15.9%	15.7%
% of FP17s for the same patient ID Re-attending between 3 & 9 months - Children	0	0	N/A	55.0%	60.2%	58.9%
% of FP17s for the same patient ID Re-attending between 3 & 9 months - Adults	511	2,212	23.1%	50.5%	53.0%	50.8%
% of FP17s for Band 1 Urgent Courses	0	2,165	0.0%	8.9%	9.1%	9.1%
% of FP17s Relating to Free Repair or Replacements	0	2,165	0.0%	1.2%	1.0%	0.8%
% of FP17s Relating to Continuations	15	2,165	0.7%	1.3%	1.0%	0.9%
% of Patients satisfied with the dentistry they have received	2	2	N/A	93.6%	93.2%	92.5%
% of Patients satisfied with the time they had to wait for an appointment	2	2	N/A	87.6%	88.1%	87.0%

\* This is based on patients treated on this contract for their most recent course of treatment.

Figures in italics indicate the base number of FP17s or Patient Questionnaire responses are less than 100. N/A is shown where the base number of responses is less than 10 during the period. % is calculated as Quantity/Base number\*100

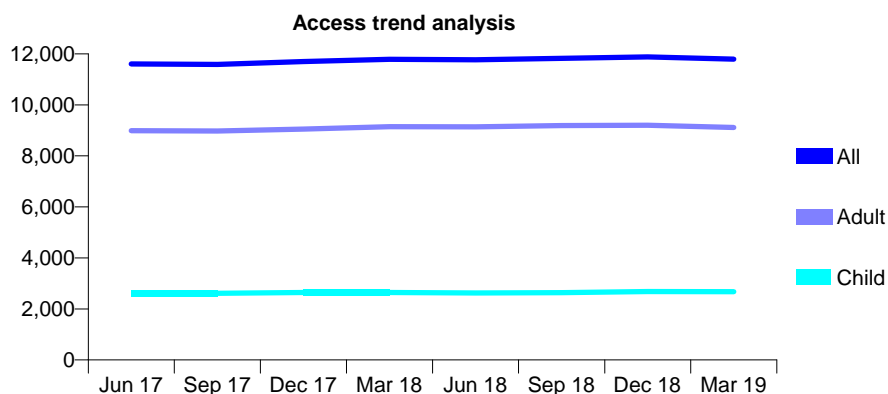
## Q45 - Vital Signs At a Glance Contract Report for 905844/0001 - Year end March 2019

Name or company name	Ms F Brown and Mr M Ellis
Contract type name	GDS Contract
Purpose of contract	General
Contract start date	01/04/2006
Contract end date	

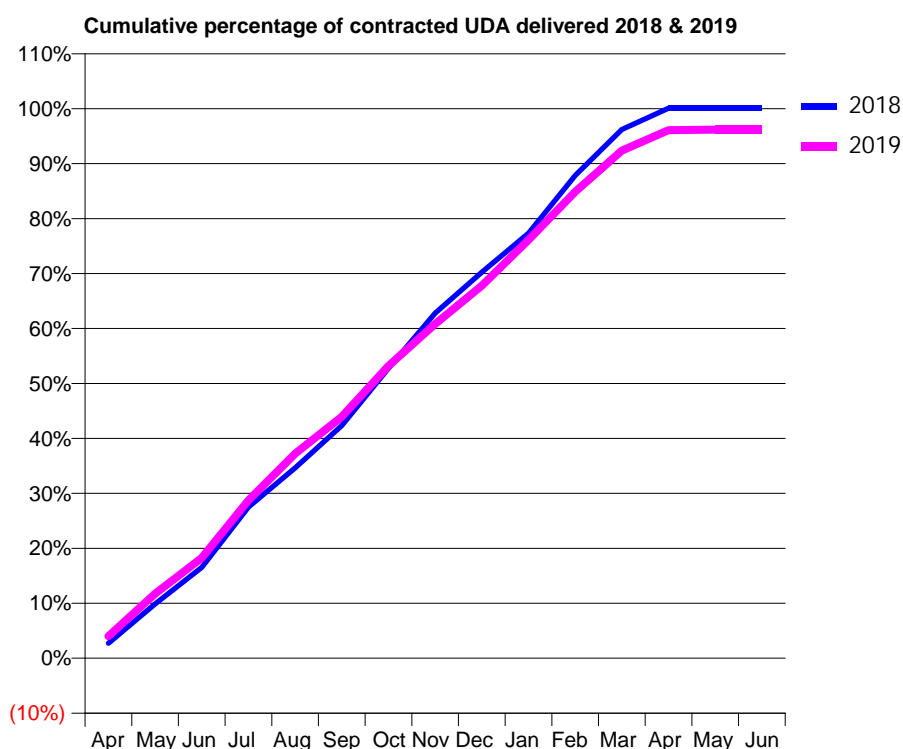
18/19 Contracted general activity (UDA)	30,528
Carry forward general activity (UDA)	-27
18/19 Contracted orthodontic activity (UOA)	0
Carry forward orthodontic activity (UOA)	0
Baseline contract value	£805,243.07

### ACCESS\*

Patients seen in 24 months	Total	Change since previous quarter
Quarter ending March 2018	11,786	
Quarter ending June 2018	11,767	→
Quarter ending September 2018	11,827	→
Quarter ending December 2018	11,882	→
Quarter ending March 2019	11,791	→
<b>Variance since March 2018</b>	<b>0.0%</b>	<b>→</b>



### ACTIVITY



Adjusted Scheduled Activity (UDA)		
Month	2018	2019
April	825	1,226
May	2,984	3,591
June	4,988	5,572
July	8,294	8,777
August	10,444	11,367
September	12,767	13,414
October	15,906	16,233
November	18,942	18,570
December	21,176	20,696
January	23,310	23,237
February	26,492	25,913
March	29,007	28,195
April	30,167	29,332
May	30,177	29,362
June	30,177	29,361

### QUALITY

	Quantity	Base Number	Contract	AT	Region	England
% of FP17s for the same patient ID Re-attending within 3 months - Children	195	3,474	5.6%	11.7%	12.3%	11.8%
% of FP17s for the same patient ID Re-attending within 3 months - Adults	1,395	11,114	12.6%	15.0%	15.9%	15.7%
% of FP17s for the same patient ID Re-attending between 3 & 9 months - Children	1,822	3,474	52.4%	55.0%	60.2%	58.9%
% of FP17s for the same patient ID Re-attending between 3 & 9 months - Adults	5,189	11,114	46.7%	50.5%	53.0%	50.8%
% of FP17s for Band 1 Urgent Courses	759	13,972	5.4%	8.9%	9.1%	9.1%
% of FP17s Relating to Free Repair or Replacements	256	13,972	1.8%	1.2%	1.0%	0.8%
% of FP17s Relating to Continuations	267	13,972	1.9%	1.3%	1.0%	0.9%
% of Patients satisfied with the dentistry they have received	9	10	90.0%	93.6%	93.2%	92.5%
% of Patients satisfied with the time they had to wait for an appointment	9	10	90.0%	87.6%	88.1%	87.0%

\* This is based on patients treated on this contract for their most recent course of treatment.

Figures in italics indicate the base number of FP17s or Patient Questionnaire responses are less than 100. N/A is shown where the base number of responses is less than 10 during the period. % is calculated as Quantity/Base number\*100

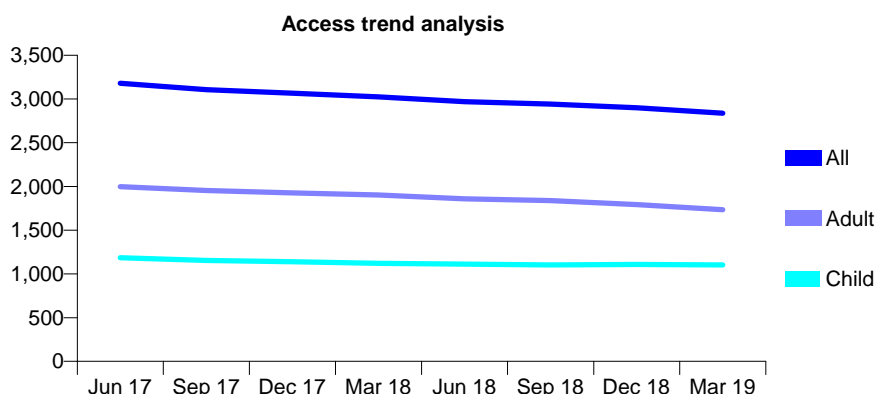
## Q45 - Vital Signs At a Glance Contract Report for 907316/0002 - Year end March 2019

Name or company name	MR AI WILSON
Contract type name	GDS Contract
Purpose of contract	General
Contract start date	01/04/2006
Contract end date	

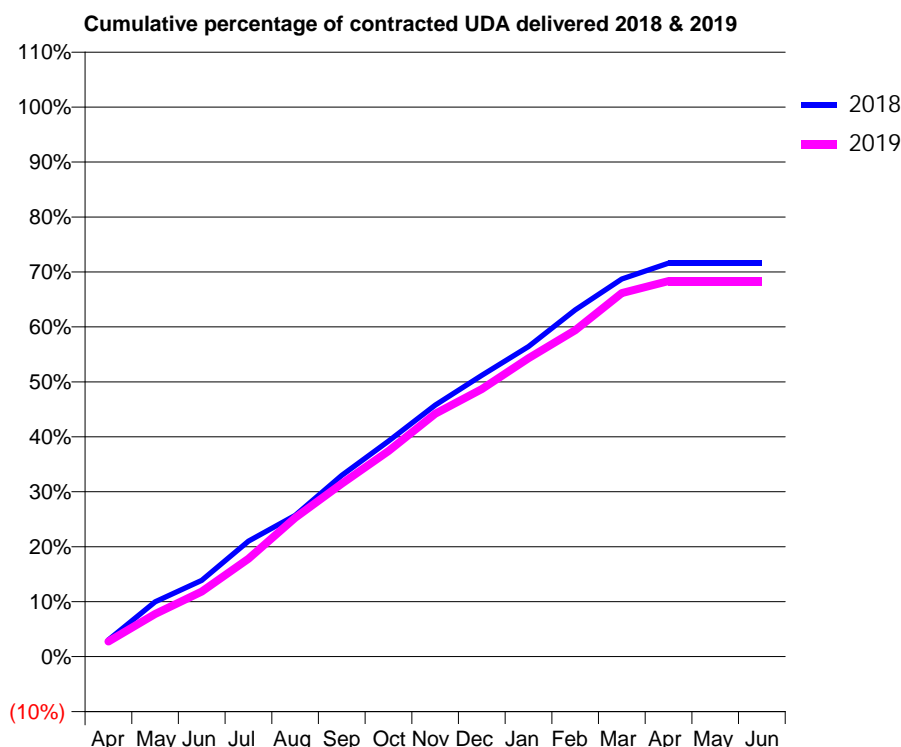
18/19 Contracted general activity (UDA)	10,500
Carry forward general activity (UDA)	0
18/19 Contracted orthodontic activity (UOA)	0
Carry forward orthodontic activity (UOA)	0
Baseline contract value	£277,048.62

### ACCESS\*

Patients seen in 24 months	Total	Change since previous quarter
Quarter ending March 2018	3,024	
Quarter ending June 2018	2,970	↓
Quarter ending September 2018	2,943	→
Quarter ending December 2018	2,900	↓
Quarter ending March 2019	2,838	↓
<b>Variance since March 2018</b>	<b>(6.2%)</b>	<b>↓</b>



### ACTIVITY



Adjusted Scheduled Activity (UDA)		
Month	2018	2019
April	320	290
May	1,048	816
June	1,459	1,245
July	2,207	1,872
August	2,701	2,655
September	3,464	3,303
October	4,119	3,928
November	4,808	4,642
December	5,374	5,110
January	5,926	5,702
February	6,627	6,237
March	7,214	6,948
April	7,518	7,174
May	7,518	7,177
June	7,518	7,174

### QUALITY

	Quantity	Base Number	Contract	AT	Region	England
% of FP17s for the same patient ID Re-attending within 3 months - Children	163	1,870	8.7%	11.7%	12.3%	11.8%
% of FP17s for the same patient ID Re-attending within 3 months - Adults	373	2,652	14.1%	15.0%	15.9%	15.7%
% of FP17s for the same patient ID Re-attending between 3 & 9 months - Children	1,247	1,870	66.7%	55.0%	60.2%	58.9%
% of FP17s for the same patient ID Re-attending between 3 & 9 months - Adults	1,729	2,652	65.2%	50.5%	53.0%	50.8%
% of FP17s for Band 1 Urgent Courses	204	4,492	4.5%	8.9%	9.1%	9.1%
% of FP17s Relating to Free Repair or Replacements	28	4,492	0.6%	1.2%	1.0%	0.8%
% of FP17s Relating to Continuations	152	4,492	3.4%	1.3%	1.0%	0.9%
% of Patients satisfied with the dentistry they have received	2	2	N/A	93.6%	93.2%	92.5%
% of Patients satisfied with the time they had to wait for an appointment	2	2	N/A	87.6%	88.1%	87.0%

\* This is based on patients treated on this contract for their most recent course of treatment.  
 Figures in *italics* indicate the base number of FP17s or Patient Questionnaire responses are less than 100. N/A is shown where the base number of responses is less than 10 during the period. % is calculated as Quantity/Base number\*100

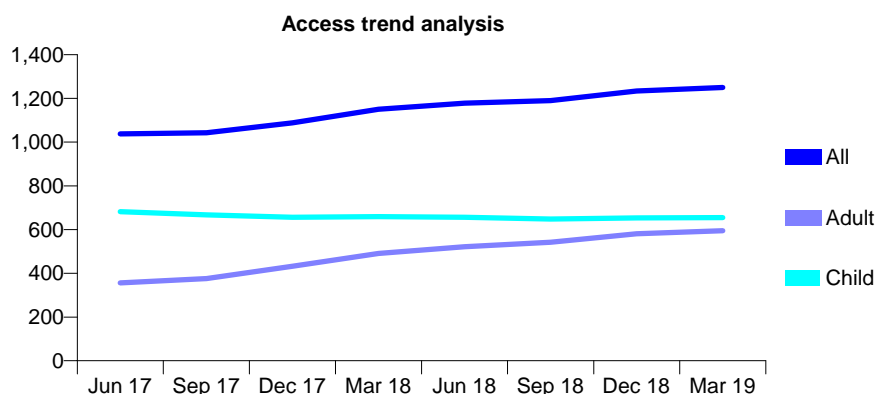
## Q45 - Vital Signs At a Glance Contract Report for 911852/0001 - Year end March 2019

Name or company name	MR JC BENNETT
Contract type name	GDS Contract
Purpose of contract	General
Contract start date	01/12/2014
Contract end date	

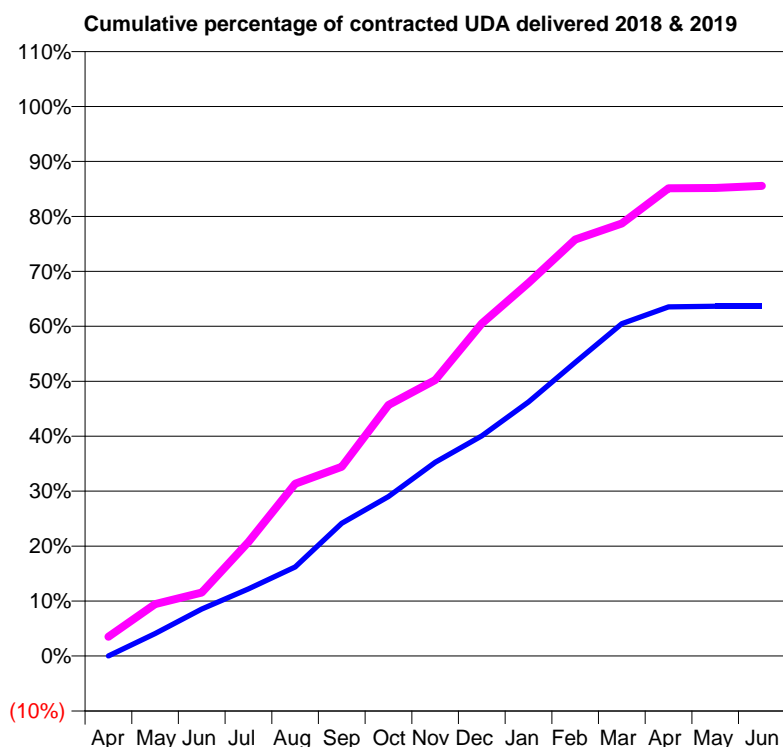
18/19 Contracted general activity (UDA)	3,071
Carry forward general activity (UDA)	0
18/19 Contracted orthodontic activity (UOA)	0
Carry forward orthodontic activity (UOA)	0
Baseline contract value	£66,804.31

### ACCESS\*

Patients seen in 24 months	Total	Change since previous quarter
Quarter ending March 2018	1,150	
Quarter ending June 2018	1,178	↑
Quarter ending September 2018	1,190	→
Quarter ending December 2018	1,234	↑
Quarter ending March 2019	1,250	→
<b>Variance since March 2018</b>	<b>8.7%</b>	<b>↑</b>



### ACTIVITY



Adjusted Scheduled Activity (UDA)		
Month	2018	2019
April	0	108
May	125	290
June	263	355
July	375	638
August	497	963
September	742	1,058
October	891	1,403
November	1,082	1,542
December	1,230	1,858
January	1,420	2,085
February	1,641	2,328
March	1,857	2,417
April	1,952	2,614
May	1,955	2,615
June	1,955	2,627

### QUALITY

	Quantity	Base Number	Contract	AT	Region	England
% of FP17s for the same patient ID Re-attending within 3 months - Children	48	966	5.0%	11.7%	12.3%	11.8%
% of FP17s for the same patient ID Re-attending within 3 months - Adults	61	643	9.5%	15.0%	15.9%	15.7%
% of FP17s for the same patient ID Re-attending between 3 & 9 months - Children	581	966	60.1%	55.0%	60.2%	58.9%
% of FP17s for the same patient ID Re-attending between 3 & 9 months - Adults	289	643	44.9%	50.5%	53.0%	50.8%
% of FP17s for Band 1 Urgent Courses	76	1,685	4.5%	8.9%	9.1%	9.1%
% of FP17s Relating to Free Repair or Replacements	6	1,685	0.4%	1.2%	1.0%	0.8%
% of FP17s Relating to Continuations	3	1,685	0.2%	1.3%	1.0%	0.9%
% of Patients satisfied with the dentistry they have received	2	2	N/A	93.6%	93.2%	92.5%
% of Patients satisfied with the time they had to wait for an appointment	1	2	N/A	87.6%	88.1%	87.0%

\* This is based on patients treated on this contract for their most recent course of treatment.

Figures in italics indicate the base number of FP17s or Patient Questionnaire responses are less than 100. N/A is shown where the base number of responses is less than 10 during the period. % is calculated as Quantity/Base number\*100



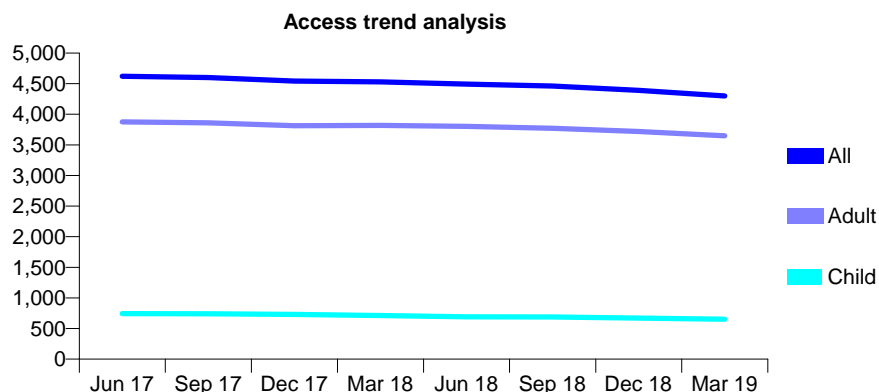
## Q45 - Vital Signs At a Glance Contract Report for 918873/0001 - Year end March 2019

Name or company name	Milnes Dental Practice
Contract type name	GDS Contract
Purpose of contract	General
Contract start date	10/08/2012
Contract end date	

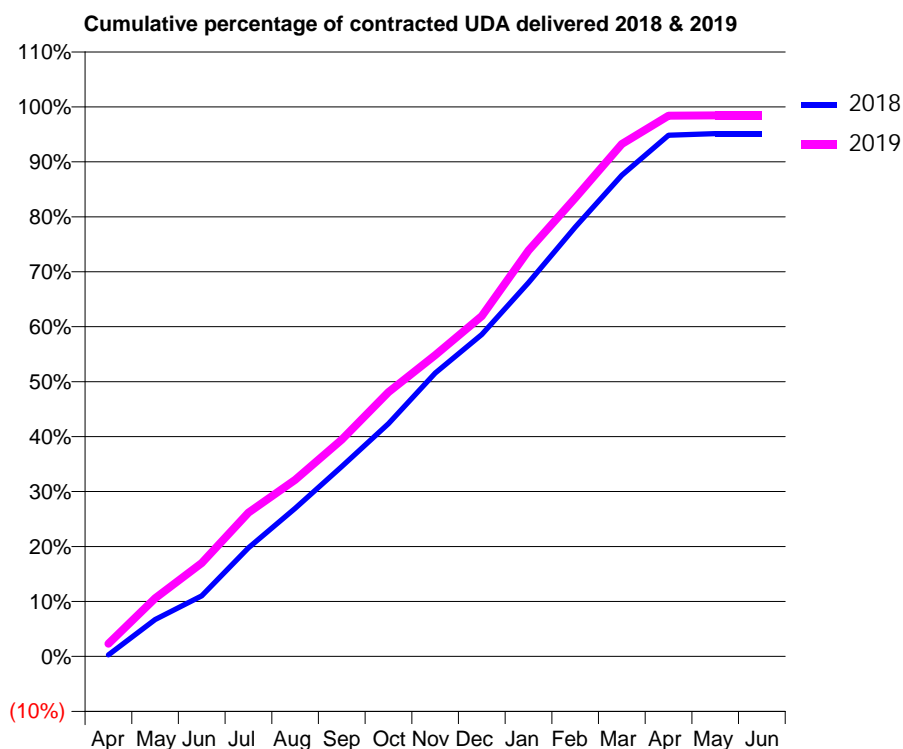
18/19 Contracted general activity (UDA)	11,709
Carry forward general activity (UDA)	0
18/19 Contracted orthodontic activity (UOA)	0
Carry forward orthodontic activity (UOA)	0
Baseline contract value	£345,217.93

### ACCESS\*

Patients seen in 24 months	Total	Change since previous quarter
Quarter ending March 2018	4,528	
Quarter ending June 2018	4,494	→
Quarter ending September 2018	4,460	→
Quarter ending December 2018	4,392	↓
Quarter ending March 2019	4,300	↓
<b>Variance since March 2018</b>	<b>(5.0%)</b>	<b>↓</b>



### ACTIVITY



Adjusted Scheduled Activity (UDA)		
Month	2018	2019
April	31	270
May	785	1,241
June	1,292	1,991
July	2,315	3,064
August	3,157	3,765
September	4,046	4,619
October	4,960	5,630
November	6,035	6,420
December	6,858	7,254
January	7,962	8,648
February	9,148	9,768
March	10,250	10,917
April	11,103	11,519
May	11,137	11,526
June	11,137	11,526

### QUALITY

	Quantity	Base Number	Contract	AT	Region	England
% of FP17s for the same patient ID Re-attending within 3 months - Children	86	1,135	7.6%	11.7%	12.3%	11.8%
% of FP17s for the same patient ID Re-attending within 3 months - Adults	850	5,683	15.0%	15.0%	15.9%	15.7%
% of FP17s for the same patient ID Re-attending between 3 & 9 months - Children	792	1,135	69.8%	55.0%	60.2%	58.9%
% of FP17s for the same patient ID Re-attending between 3 & 9 months - Adults	3,516	5,683	61.9%	50.5%	53.0%	50.8%
% of FP17s for Band 1 Urgent Courses	422	6,709	6.3%	8.9%	9.1%	9.1%
% of FP17s Relating to Free Repair or Replacements	67	6,709	1.0%	1.2%	1.0%	0.8%
% of FP17s Relating to Continuations	81	6,709	1.2%	1.3%	1.0%	0.9%
% of Patients satisfied with the dentistry they have received	13	13	100.0%	93.6%	93.2%	92.5%
% of Patients satisfied with the time they had to wait for an appointment	13	13	100.0%	87.6%	88.1%	87.0%

\* This is based on patients treated on this contract for their most recent course of treatment.

Figures in italics indicate the base number of FP17s or Patient Questionnaire responses are less than 100. N/A is shown where the base number of responses is less than 10 during the period. % is calculated as Quantity/Base number\*100

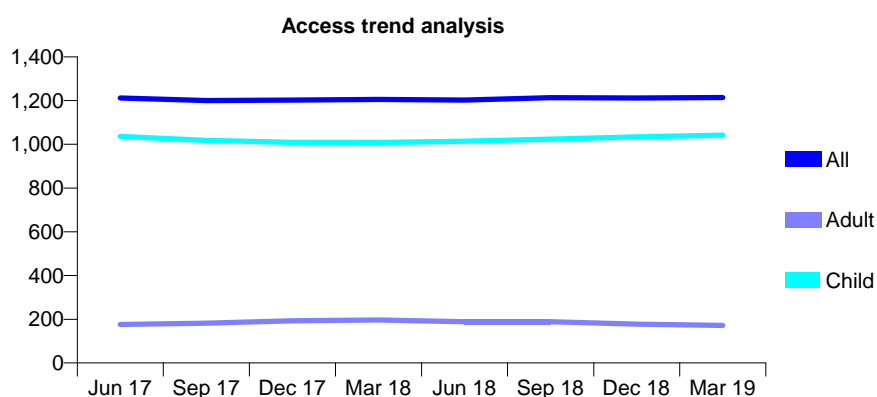
## Q45 - Vital Signs At a Glance Contract Report for 919047/0001 - Year end March 2019

Name or company name	MR TR LEWIS
Contract type name	GDS Contract
Purpose of contract	General and Orthodontic
Contract start date	01/04/2006
Contract end date	

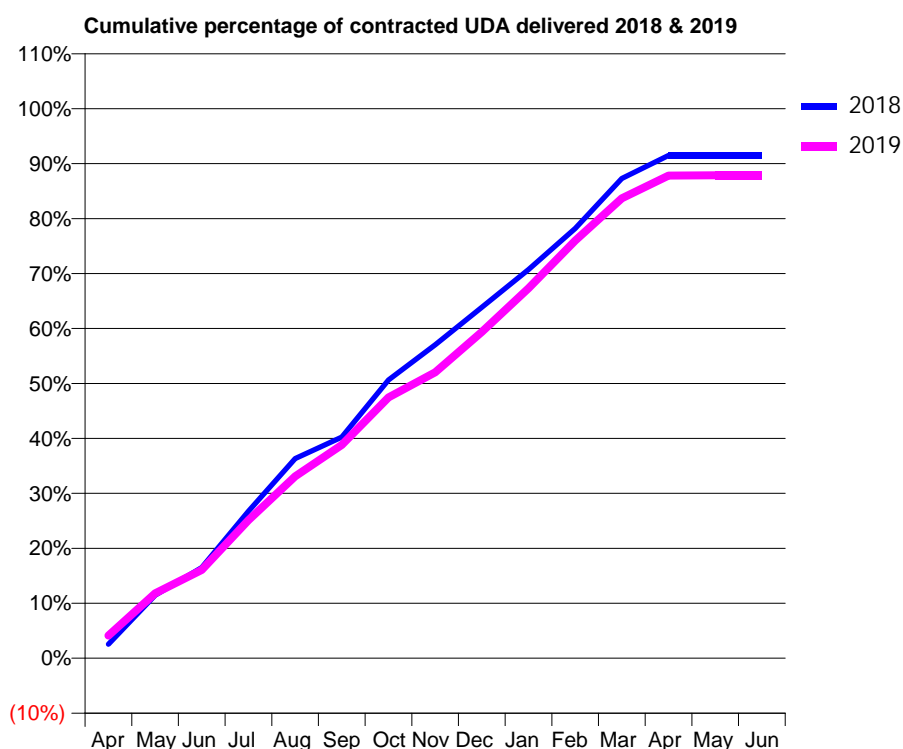
18/19 Contracted general activity (UDA)	4,075
Carry forward general activity (UDA)	0
18/19 Contracted orthodontic activity (UOA)	400
Carry forward orthodontic activity (UOA)	0
Baseline contract value	£98,631.55

### ACCESS\*

Patients seen in 24 months	Total	Change since previous quarter
Quarter ending March 2018	1,205	
Quarter ending June 2018	1,202	→
Quarter ending September 2018	1,213	→
Quarter ending December 2018	1,212	→
Quarter ending March 2019	1,214	→
<b>Variance since March 2018</b>	<b>0.7%</b>	<b>→</b>



### ACTIVITY



Adjusted Scheduled Activity (UDA)		
Month	2018	2019
April	104	167
May	467	481
June	672	654
July	1,091	1,024
August	1,481	1,348
September	1,640	1,582
October	2,063	1,934
November	2,325	2,119
December	2,602	2,419
January	2,882	2,744
February	3,186	3,097
March	3,557	3,410
April	3,728	3,578
May	3,728	3,581
June	3,728	3,581

### QUALITY

	Quantity	Base Number	Contract	AT	Region	England
% of FP17s for the same patient ID Re-attending within 3 months - Children	269	1,859	14.5%	11.7%	12.3%	11.8%
% of FP17s for the same patient ID Re-attending within 3 months - Adults	7	94	7.4%	15.0%	15.9%	15.7%
% of FP17s for the same patient ID Re-attending between 3 & 9 months - Children	1,193	1,859	64.2%	55.0%	60.2%	58.9%
% of FP17s for the same patient ID Re-attending between 3 & 9 months - Adults	49	94	52.1%	50.5%	53.0%	50.8%
% of FP17s for Band 1 Urgent Courses	220	1,924	11.4%	8.9%	9.1%	9.1%
% of FP17s Relating to Free Repair or Replacements	0	1,924	0.0%	1.2%	1.0%	0.8%
% of FP17s Relating to Continuations	20	1,924	1.0%	1.3%	1.0%	0.9%
% of Patients satisfied with the dentistry they have received	0	0	N/A	93.6%	93.2%	92.5%
% of Patients satisfied with the time they had to wait for an appointment	0	0	N/A	87.6%	88.1%	87.0%

\* This is based on patients treated on this contract for their most recent course of treatment.

Figures in italics indicate the base number of FP17s or Patient Questionnaire responses are less than 100. N/A is shown where the base number of responses is less than 10 during the period. % is calculated as Quantity/Base number\*100

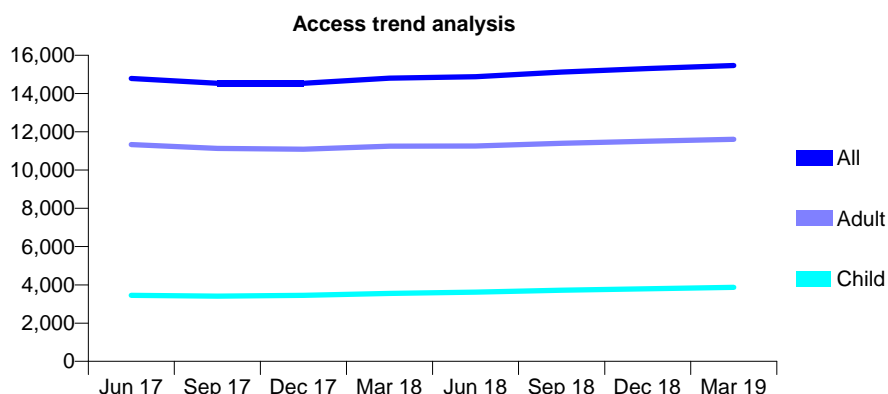
## Q45 - Vital Signs At a Glance Contract Report for 921890/0001 - Year end March 2019

Name or company name	MR DC DANIELS
Contract type name	GDS Contract
Purpose of contract	General
Contract start date	01/04/2006
Contract end date	

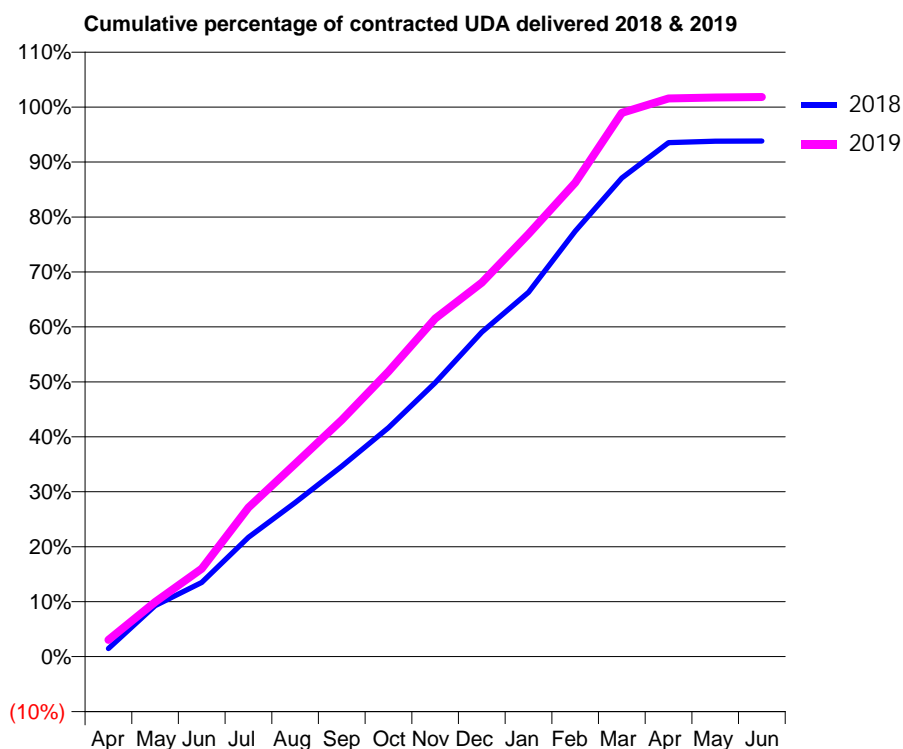
18/19 Contracted general activity (UDA)	47,398
Carry forward general activity (UDA)	0
18/19 Contracted orthodontic activity (UOA)	0
Carry forward orthodontic activity (UOA)	0
Baseline contract value	£1,326,971.96

### ACCESS\*

Patients seen in 24 months	Total	Change since previous quarter
Quarter ending March 2018	14,801	
Quarter ending June 2018	14,879	→
Quarter ending September 2018	15,119	→
Quarter ending December 2018	15,304	→
Quarter ending March 2019	15,468	→
<b>Variance since March 2018</b>	<b>4.5%</b>	<b>↑</b>



### ACTIVITY



Adjusted Scheduled Activity (UDA)		
Month	2018	2019
April	701	1,443
May	4,394	4,726
June	6,396	7,580
July	10,288	12,862
August	13,294	16,622
September	16,415	20,406
October	19,746	24,585
November	23,631	29,167
December	27,989	32,258
January	31,429	36,444
February	36,698	40,871
March	41,275	46,903
April	44,337	48,146
May	44,454	48,226
June	44,456	48,270

### QUALITY

	Quantity	Base Number	Contract	AT	Region	England
% of FP17s for the same patient ID Re-attending within 3 months - Children	547	5,954	9.2%	11.7%	12.3%	11.8%
% of FP17s for the same patient ID Re-attending within 3 months - Adults	3,065	17,766	17.3%	15.0%	15.9%	15.7%
% of FP17s for the same patient ID Re-attending between 3 & 9 months - Children	3,261	5,954	54.8%	55.0%	60.2%	58.9%
% of FP17s for the same patient ID Re-attending between 3 & 9 months - Adults	9,821	17,766	55.3%	50.5%	53.0%	50.8%
% of FP17s for Band 1 Urgent Courses	3,291	22,433	14.7%	8.9%	9.1%	9.1%
% of FP17s Relating to Free Repair or Replacements	285	22,433	1.3%	1.2%	1.0%	0.8%
% of FP17s Relating to Continuations	248	22,433	1.1%	1.3%	1.0%	0.9%
% of Patients satisfied with the dentistry they have received	12	12	100.0%	93.6%	93.2%	92.5%
% of Patients satisfied with the time they had to wait for an appointment	10	12	83.3%	87.6%	88.1%	87.0%

\* This is based on patients treated on this contract for their most recent course of treatment.  
 Figures in *italics* indicate the base number of FP17s or Patient Questionnaire responses are less than 100. N/A is shown where the base number of responses is less than 10 during the period. % is calculated as Quantity/Base number\*100

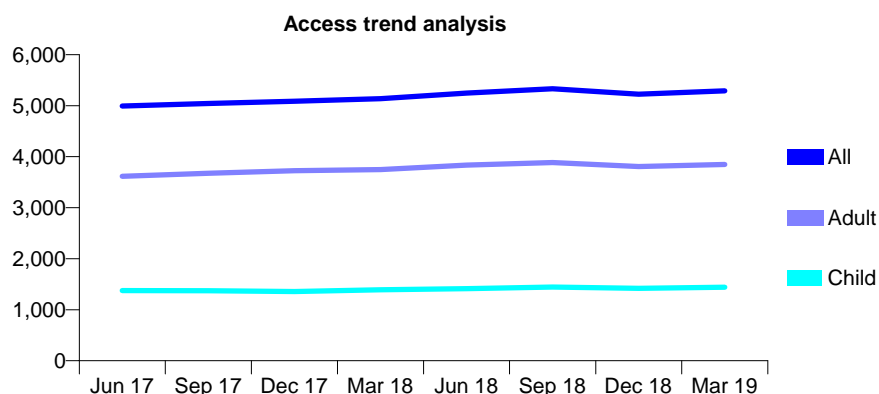
## Q45 - Vital Signs At a Glance Contract Report for 930121/0001 - Year end March 2019

Name or company name	MR MA SIDDIQUI
Contract type name	GDS Contract
Purpose of contract	General
Contract start date	08/11/2012
Contract end date	

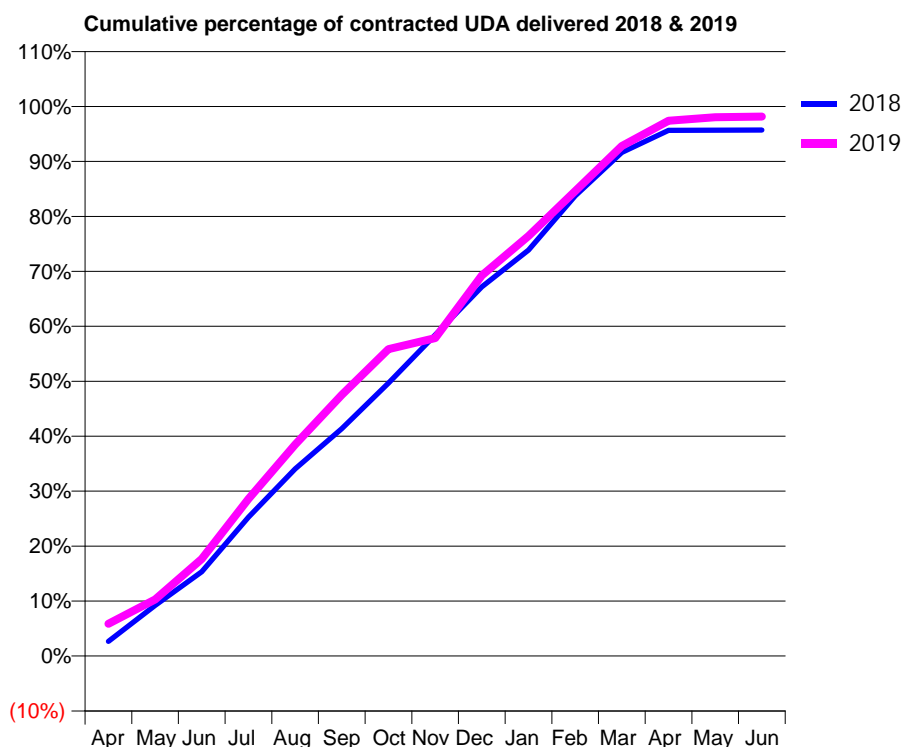
18/19 Contracted general activity (UDA)	17,392
Carry forward general activity (UDA)	0
18/19 Contracted orthodontic activity (UOA)	0
Carry forward orthodontic activity (UOA)	0
Baseline contract value	£437,741.13

### ACCESS\*

Patients seen in 24 months	Total	Change since previous quarter
Quarter ending March 2018	5,139	
Quarter ending June 2018	5,246	↑
Quarter ending September 2018	5,332	→
Quarter ending December 2018	5,226	↓
Quarter ending March 2019	5,290	→
<b>Variance since March 2018</b>	<b>2.9%</b>	<b>↑</b>



### ACTIVITY



Adjusted Scheduled Activity (UDA)		
Month	2018	2019
April	464	1,025
May	1,601	1,790
June	2,664	3,069
July	4,396	4,970
August	5,923	6,694
September	7,192	8,262
October	8,636	9,713
November	10,159	10,063
December	11,678	12,043
January	12,850	13,292
February	14,562	14,714
March	15,933	16,142
April	16,634	16,938
May	16,640	17,051
June	16,644	17,069

### QUALITY

	Quantity	Base Number	Contract	AT	Region	England
% of FP17s for the same patient ID Re-attending within 3 months - Children	168	2,226	7.5%	11.7%	12.3%	11.8%
% of FP17s for the same patient ID Re-attending within 3 months - Adults	859	5,618	15.3%	15.0%	15.9%	15.7%
% of FP17s for the same patient ID Re-attending between 3 & 9 months - Children	1,334	2,226	59.9%	55.0%	60.2%	58.9%
% of FP17s for the same patient ID Re-attending between 3 & 9 months - Adults	3,130	5,618	55.7%	50.5%	53.0%	50.8%
% of FP17s for Band 1 Urgent Courses	629	6,939	9.1%	8.9%	9.1%	9.1%
% of FP17s Relating to Free Repair or Replacements	52	6,939	0.7%	1.2%	1.0%	0.8%
% of FP17s Relating to Continuations	38	6,939	0.5%	1.3%	1.0%	0.9%
% of Patients satisfied with the dentistry they have received	4	4	N/A	93.6%	93.2%	92.5%
% of Patients satisfied with the time they had to wait for an appointment	4	4	N/A	87.6%	88.1%	87.0%

\* This is based on patients treated on this contract for their most recent course of treatment.

Figures in italics indicate the base number of FP17s or Patient Questionnaire responses are less than 100. N/A is shown where the base number of responses is less than 10 during the period. % is calculated as Quantity/Base number\*100

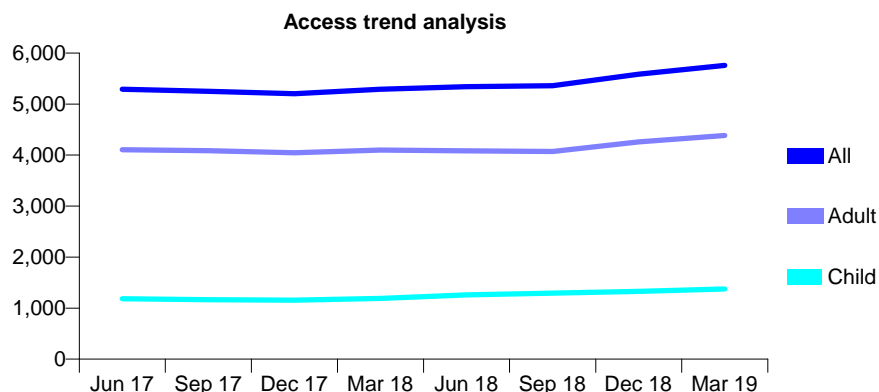
## Q45 - Vital Signs At a Glance Contract Report for 984418/0001 - Year end March 2019

Name or company name	MR A NAYYAR
Contract type name	GDS Contract
Purpose of contract	General and Orthodontic
Contract start date	05/01/2015
Contract end date	

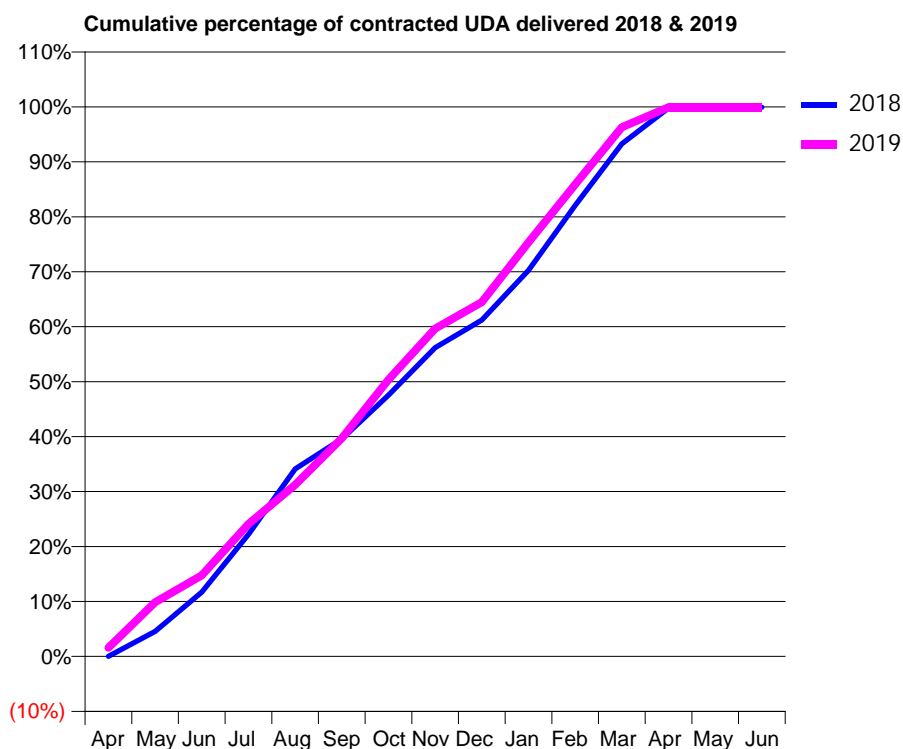
18/19 Contracted general activity (UDA)	12,547
Carry forward general activity (UDA)	-186
18/19 Contracted orthodontic activity (UOA)	25
Carry forward orthodontic activity (UOA)	0
Baseline contract value	£405,764.09

### ACCESS\*

Patients seen in 24 months	Total	Change since previous quarter
Quarter ending March 2018	5,291	
Quarter ending June 2018	5,343	→
Quarter ending September 2018	5,362	→
Quarter ending December 2018	5,586	↑
Quarter ending March 2019	5,759	↑
<b>Variance since March 2018</b>	<b>8.8%</b>	<b>↑</b>



### ACTIVITY



Adjusted Scheduled Activity (UDA)		
Month	2018	2019
April	0	200
May	521	1,236
June	1,333	1,848
July	2,534	3,025
August	3,894	3,919
September	4,512	4,979
October	5,425	6,319
November	6,408	7,484
December	6,979	8,089
January	8,014	9,456
February	9,361	10,776
March	10,639	12,082
April	11,383	12,535
May	11,392	12,541
June	11,400	12,541

### QUALITY

	Quantity	Base Number	Contract	AT	Region	England
% of FP17s for the same patient ID Re-attending within 3 months - Children	124	2,220	5.6%	11.7%	12.3%	11.8%
% of FP17s for the same patient ID Re-attending within 3 months - Adults	558	5,845	9.5%	15.0%	15.9%	15.7%
% of FP17s for the same patient ID Re-attending between 3 & 9 months - Children	1,513	2,220	68.2%	55.0%	60.2%	58.9%
% of FP17s for the same patient ID Re-attending between 3 & 9 months - Adults	2,706	5,845	46.3%	50.5%	53.0%	50.8%
% of FP17s for Band 1 Urgent Courses	224	7,375	3.0%	8.9%	9.1%	9.1%
% of FP17s Relating to Free Repair or Replacements	82	7,375	1.1%	1.2%	1.0%	0.8%
% of FP17s Relating to Continuations	67	7,375	0.9%	1.3%	1.0%	0.9%
% of Patients satisfied with the dentistry they have received	5	6	N/A	93.6%	93.2%	92.5%
% of Patients satisfied with the time they had to wait for an appointment	5	6	N/A	87.6%	88.1%	87.0%

\* This is based on patients treated on this contract for their most recent course of treatment.

Figures in italics indicate the base number of FP17s or Patient Questionnaire responses are less than 100. N/A is shown where the base number of responses is less than 10 during the period. % is calculated as Quantity/Base number\*100

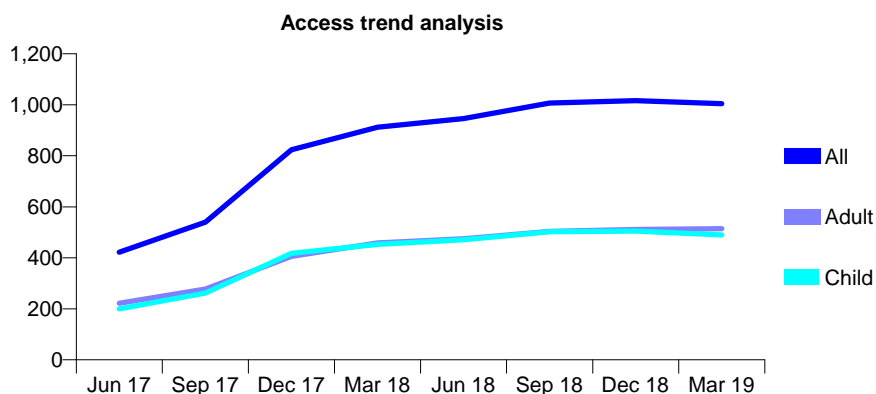
## Q46 - Vital Signs At a Glance Contract Report for 100067/0000 - Year end March 2019

Name or company name	ALWHCT
Contract type name	PDS Contract
Purpose of contract	General
Contract start date	01/04/2016
Contract end date	30/09/2020

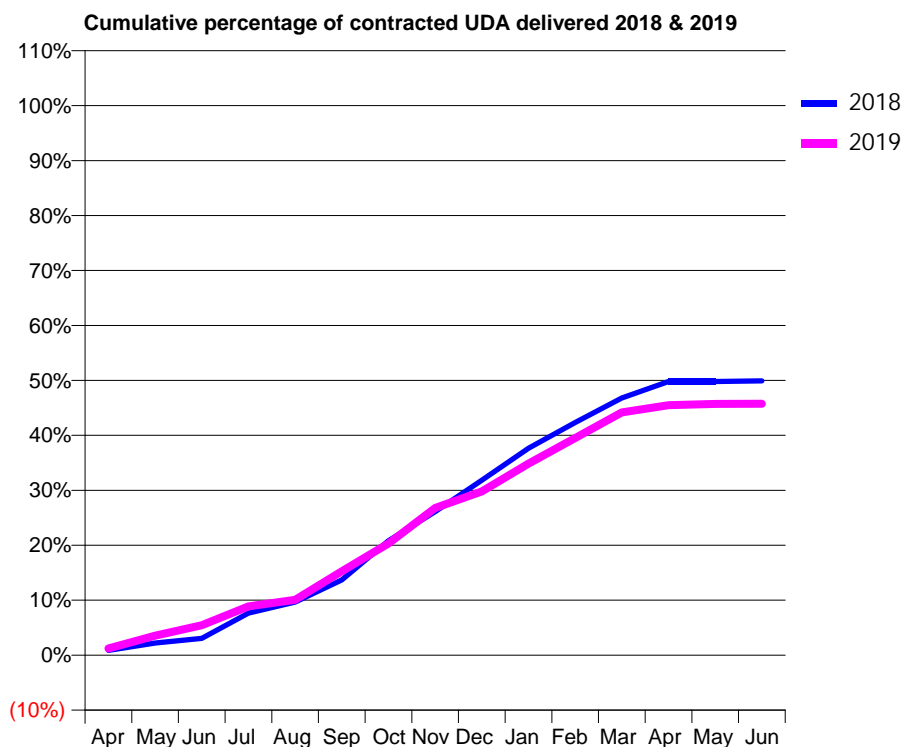
18/19 Contracted general activity (UDA)	3,900
Carry forward general activity (UDA)	0
18/19 Contracted orthodontic activity (UOA)	0
Carry forward orthodontic activity (UOA)	0
Baseline contract value	£0.00

### ACCESS\*

Patients seen in 24 months	Total	Change since previous quarter
Quarter ending March 2018	912	
Quarter ending June 2018	946	↑
Quarter ending September 2018	1,007	↑
Quarter ending December 2018	1,016	→
Quarter ending March 2019	1,004	↓
<b>Variance since March 2018</b>	<b>10.1%</b>	<b>↑</b>



### ACTIVITY



Adjusted Scheduled Activity (UDA)		
Month	2018	2019
April	34	48
May	86	138
June	119	213
July	298	347
August	377	393
September	534	595
October	811	792
November	1,019	1,045
December	1,241	1,161
January	1,469	1,359
February	1,651	1,541
March	1,826	1,723
April	1,942	1,774
May	1,942	1,783
June	1,946	1,784

### QUALITY

	Quantity	Base Number	Contract	AT	Region	England
% of FP17s for the same patient ID Re-attending within 3 months - Children	15	673	2.2%	12.2%	12.3%	11.8%
% of FP17s for the same patient ID Re-attending within 3 months - Adults	30	551	5.4%	16.2%	15.9%	15.7%
% of FP17s for the same patient ID Re-attending between 3 & 9 months - Children	85	673	12.6%	58.0%	60.2%	58.9%
% of FP17s for the same patient ID Re-attending between 3 & 9 months - Adults	198	551	35.9%	50.9%	53.0%	50.8%
% of FP17s for Band 1 Urgent Courses	37	1,229	3.0%	10.1%	9.1%	9.1%
% of FP17s Relating to Free Repair or Replacements	0	1,229	0.0%	0.8%	1.0%	0.8%
% of FP17s Relating to Continuations	1	1,229	0.1%	0.9%	1.0%	0.9%
% of Patients satisfied with the dentistry they have received	0	0	N/A	92.8%	93.2%	92.5%
% of Patients satisfied with the time they had to wait for an appointment	0	0	N/A	86.8%	88.1%	87.0%

\* This is based on patients treated on this contract for their most recent course of treatment.  
 Figures in italics indicate the base number of FP17s or Patient Questionnaire responses are less than 100. N/A is shown where the base number of responses is less than 10 during the period. % is calculated as Quantity/Base number\*100

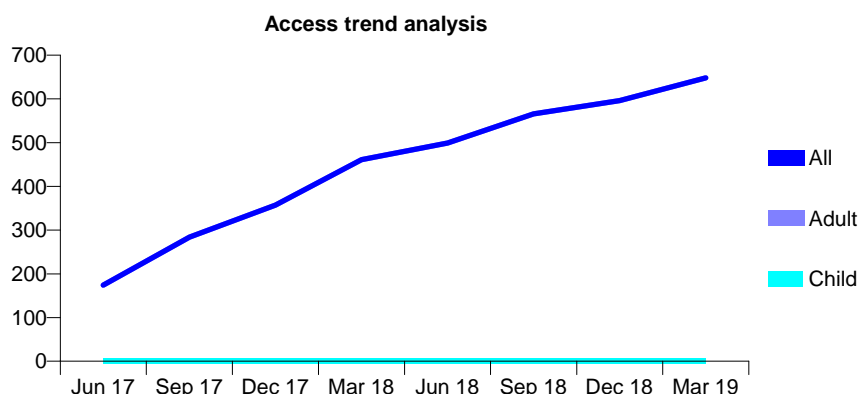
## Q46 - Vital Signs At a Glance Contract Report for 100068/0000 - Year end March 2019

Name or company name	ALWHCT
Contract type name	PDS Contract
Purpose of contract	General
Contract start date	01/04/2015
Contract end date	31/03/2020

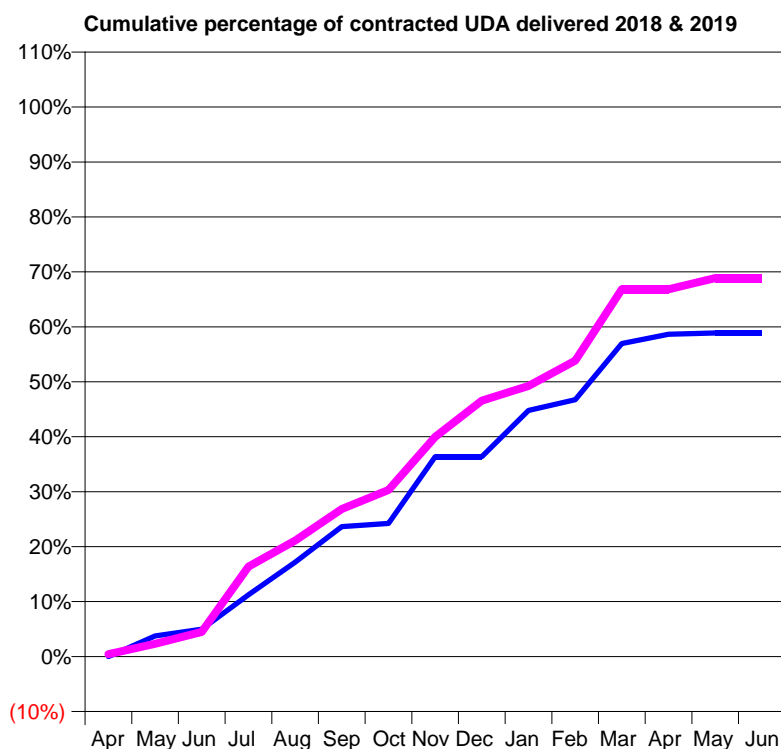
18/19 Contracted general activity (UDA)	2,070
Carry forward general activity (UDA)	0
18/19 Contracted orthodontic activity (UOA)	0
Carry forward orthodontic activity (UOA)	0
Baseline contract value	£0.00

### ACCESS\*

Patients seen in 24 months	Total	Change since previous quarter
Quarter ending March 2018	461	
Quarter ending June 2018	499	↑
Quarter ending September 2018	566	↑
Quarter ending December 2018	596	↑
Quarter ending March 2019	648	↑
<b>Variance since March 2018</b>	<b>40.6%</b>	<b>↑</b>



### ACTIVITY



Adjusted Scheduled Activity (UDA)		
Month	2018	2019
April	0	9
May	78	48
June	103	93
July	233	339
August	355	437
September	489	556
October	502	628
November	753	827
December	753	964
January	927	1,020
February	967	1,115
March	1,179	1,384
April	1,214	1,384
May	1,219	1,426
June	1,219	1,426

### QUALITY

	Quantity	Base Number	Contract	AT	Region	England
% of FP17s for the same patient ID Re-attending within 3 months - Children	0	0	N/A	12.2%	12.3%	11.8%
% of FP17s for the same patient ID Re-attending within 3 months - Adults	157	607	25.9%	16.2%	15.9%	15.7%
% of FP17s for the same patient ID Re-attending between 3 & 9 months - Children	0	0	N/A	58.0%	60.2%	58.9%
% of FP17s for the same patient ID Re-attending between 3 & 9 months - Adults	27	607	4.4%	50.9%	53.0%	50.8%
% of FP17s for Band 1 Urgent Courses	177	608	29.1%	10.1%	9.1%	9.1%
% of FP17s Relating to Free Repair or Replacements	1	608	0.2%	0.8%	1.0%	0.8%
% of FP17s Relating to Continuations	0	608	0.0%	0.9%	1.0%	0.9%
% of Patients satisfied with the dentistry they have received	0	0	N/A	92.8%	93.2%	92.5%
% of Patients satisfied with the time they had to wait for an appointment	0	0	N/A	86.8%	88.1%	87.0%

\* This is based on patients treated on this contract for their most recent course of treatment. Figures in italics indicate the base number of FP17s or Patient Questionnaire responses are less than 100. N/A is shown where the base number of responses is less than 10 during the period. % is calculated as Quantity/Base number\*100



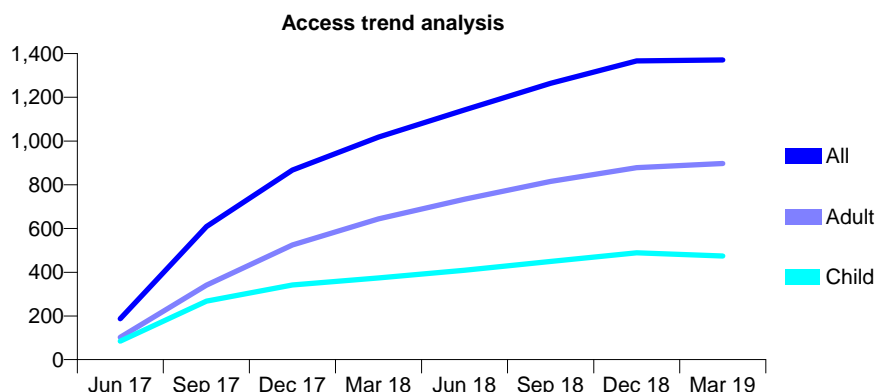
## Q46 - Vital Signs At a Glance Contract Report for 100069/0000 - Year end March 2019

Name or company name	ALWHCT
Contract type name	PDS Contract
Purpose of contract	General
Contract start date	01/04/2016
Contract end date	30/09/2020

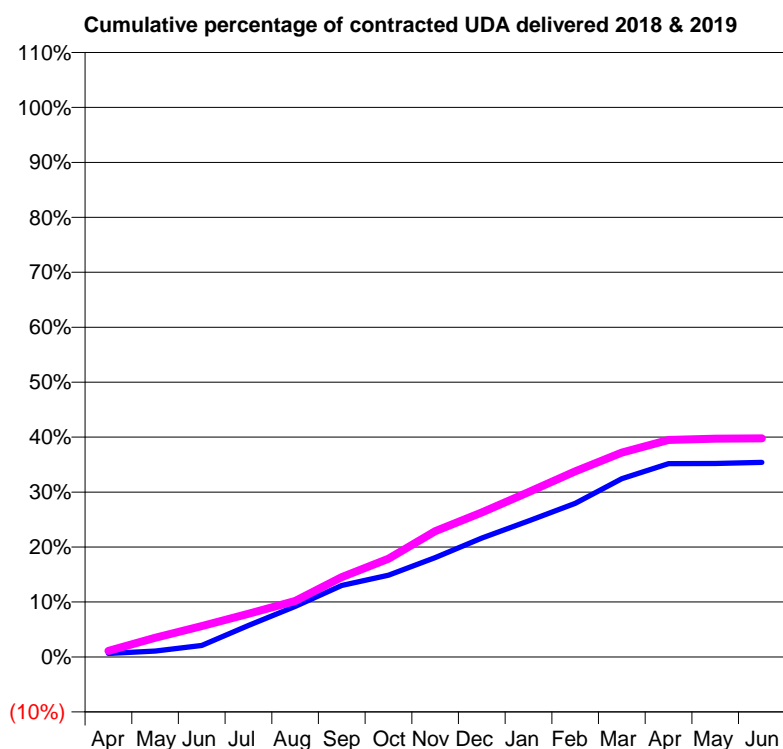
18/19 Contracted general activity (UDA)	7,000
Carry forward general activity (UDA)	0
18/19 Contracted orthodontic activity (UOA)	0
Carry forward orthodontic activity (UOA)	0
Baseline contract value	£0.00

### ACCESS\*

Patients seen in 24 months	Total	Change since previous quarter
Quarter ending March 2018	1,018	
Quarter ending June 2018	1,143	↑
Quarter ending September 2018	1,264	↑
Quarter ending December 2018	1,367	↑
Quarter ending March 2019	1,371	→
<b>Variance since March 2018</b>	<b>34.7%</b>	<b>↑</b>



### ACTIVITY



Adjusted Scheduled Activity (UDA)		
Month	2018	2019
April	44	77
May	76	244
June	146	394
July	401	552
August	645	713
September	911	1,017
October	1,042	1,251
November	1,267	1,603
December	1,515	1,840
January	1,733	2,100
February	1,958	2,364
March	2,271	2,603
April	2,461	2,765
May	2,464	2,780
June	2,479	2,785

### QUALITY

	Quantity	Base Number	Contract	AT	Region	England
% of FP17s for the same patient ID Re-attending within 3 months - Children	86	875	9.8%	12.2%	12.3%	11.8%
% of FP17s for the same patient ID Re-attending within 3 months - Adults	153	995	15.4%	16.2%	15.9%	15.7%
% of FP17s for the same patient ID Re-attending between 3 & 9 months - Children	282	875	32.2%	58.0%	60.2%	58.9%
% of FP17s for the same patient ID Re-attending between 3 & 9 months - Adults	362	995	36.4%	50.9%	53.0%	50.8%
% of FP17s for Band 1 Urgent Courses	96	1,841	5.2%	10.1%	9.1%	9.1%
% of FP17s Relating to Free Repair or Replacements	0	1,841	0.0%	0.8%	1.0%	0.8%
% of FP17s Relating to Continuations	2	1,841	0.1%	0.9%	1.0%	0.9%
% of Patients satisfied with the dentistry they have received	0	0	N/A	92.8%	93.2%	92.5%
% of Patients satisfied with the time they had to wait for an appointment	0	0	N/A	86.8%	88.1%	87.0%

\* This is based on patients treated on this contract for their most recent course of treatment.

Figures in italics indicate the base number of FP17s or Patient Questionnaire responses are less than 100. N/A is shown where the base number of responses is less than 10 during the period. % is calculated as Quantity/Base number\*100

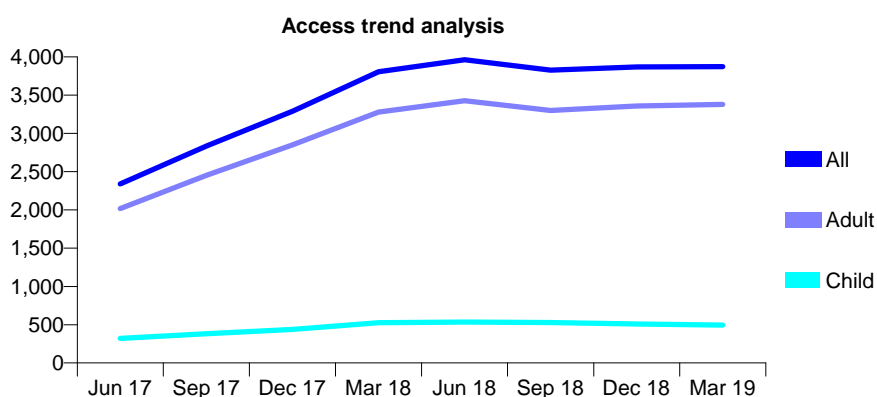
## Q46 - Vital Signs At a Glance Contract Report for 100134/0000 - Year end March 2019

Name or company name	REVIVE DENTAL CARE LIMITED
Contract type name	GDS Contract
Purpose of contract	General
Contract start date	01/04/2016
Contract end date	

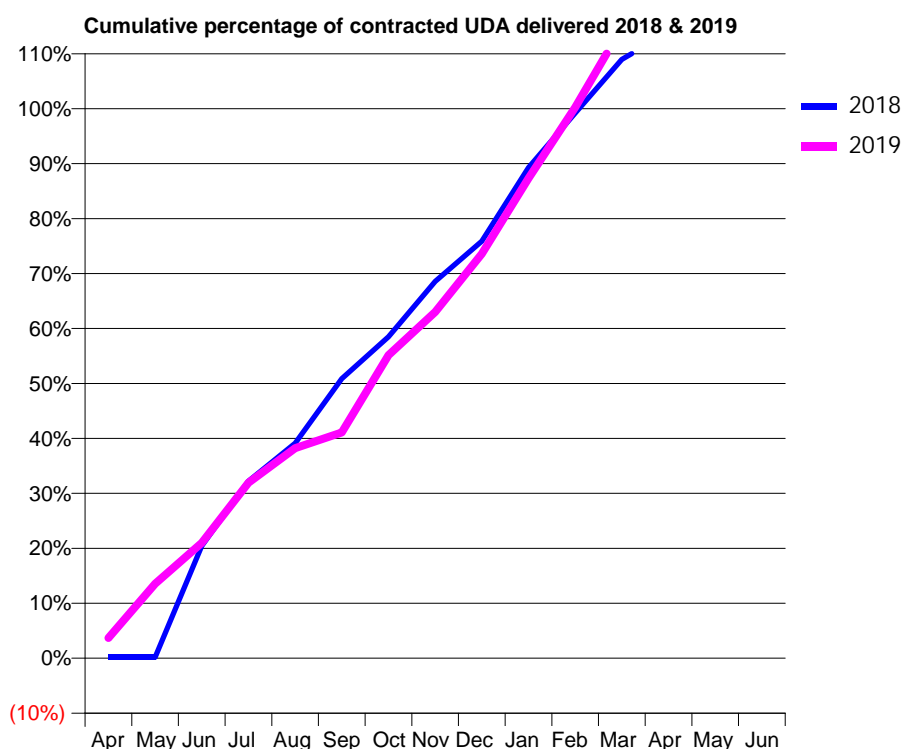
18/19 Contracted general activity (UDA)	4,591
Carry forward general activity (UDA)	0
18/19 Contracted orthodontic activity (UOA)	0
Carry forward orthodontic activity (UOA)	0
Baseline contract value	£258,897.57

### ACCESS\*

Patients seen in 24 months	Total	Change since previous quarter
Quarter ending March 2018	3,805	
Quarter ending June 2018	3,962	↑
Quarter ending September 2018	3,826	↓
Quarter ending December 2018	3,868	→
Quarter ending March 2019	3,872	→
<b>Variance since March 2018</b>	<b>1.8%</b>	<b>→</b>



### ACTIVITY



Adjusted Scheduled Activity (UDA)		
Month	2018	2019
April	8	170
May	8	622
June	938	963
July	1,480	1,465
August	1,797	1,756
September	2,336	1,885
October	2,685	2,532
November	3,148	2,892
December	3,483	3,378
January	4,098	4,009
February	4,554	4,602
March	5,002	5,265
April	5,234	5,470
May	5,296	5,470
June	5,301	5,470

### QUALITY

	Quantity	Base Number	Contract	AT	Region	England
% of FP17s for the same patient ID Re-attending within 3 months - Children	21	624	3.4%	12.2%	12.3%	11.8%
% of FP17s for the same patient ID Re-attending within 3 months - Adults	155	3,321	4.7%	16.2%	15.9%	15.7%
% of FP17s for the same patient ID Re-attending between 3 & 9 months - Children	13	624	2.1%	58.0%	60.2%	58.9%
% of FP17s for the same patient ID Re-attending between 3 & 9 months - Adults	73	3,321	2.2%	50.9%	53.0%	50.8%
% of FP17s for Band 1 Urgent Courses	3,405	3,843	88.6%	10.1%	9.1%	9.1%
% of FP17s Relating to Free Repair or Replacements	3	3,843	0.1%	0.8%	1.0%	0.8%
% of FP17s Relating to Continuations	0	3,843	0.0%	0.9%	1.0%	0.9%
% of Patients satisfied with the dentistry they have received	1	1	N/A	92.8%	93.2%	92.5%
% of Patients satisfied with the time they had to wait for an appointment	1	1	N/A	86.8%	88.1%	87.0%

\* This is based on patients treated on this contract for their most recent course of treatment.

Figures in italics indicate the base number of FP17s or Patient Questionnaire responses are less than 100. N/A is shown where the base number of responses is less than 10 during the period. % is calculated as Quantity/Base number\*100

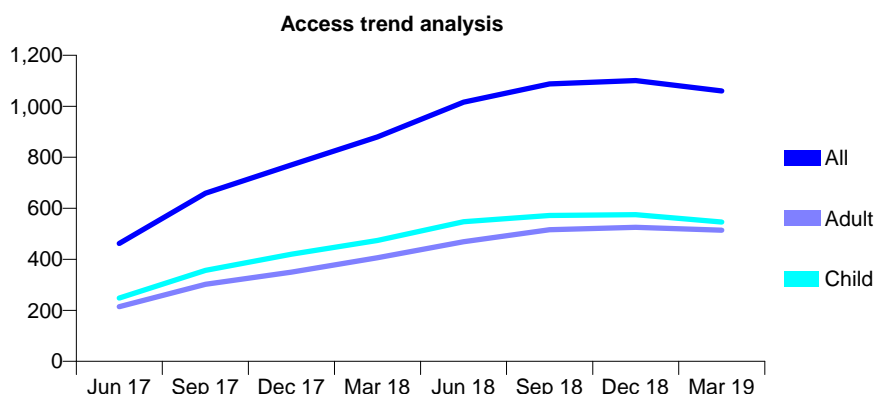
## Q46 - Vital Signs At a Glance Contract Report for 100137/0000 - Year end March 2019

Name or company name	ALWHCT
Contract type name	PDS Contract
Purpose of contract	General
Contract start date	01/04/2016
Contract end date	30/09/2020

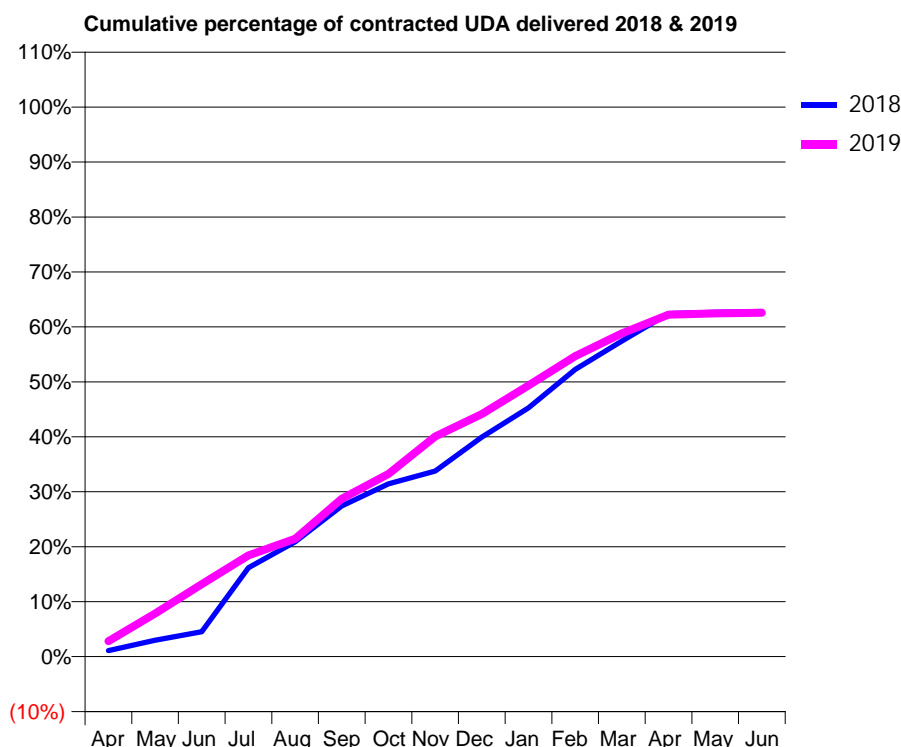
18/19 Contracted general activity (UDA)	3,967
Carry forward general activity (UDA)	0
18/19 Contracted orthodontic activity (UOA)	0
Carry forward orthodontic activity (UOA)	0
Baseline contract value	£3.12

### ACCESS\*

Patients seen in 24 months	Total	Change since previous quarter
Quarter ending March 2018	880	
Quarter ending June 2018	1,016	↑
Quarter ending September 2018	1,088	↑
Quarter ending December 2018	1,101	→
Quarter ending March 2019	1,060	↓
<b>Variance since March 2018</b>	<b>20.5%</b>	<b>↑</b>



### ACTIVITY



Adjusted Scheduled Activity (UDA)		
Month	2018	2019
April	44	112
May	119	312
June	180	523
July	642	732
August	830	850
September	1,087	1,139
October	1,247	1,318
November	1,339	1,589
December	1,585	1,750
January	1,796	1,957
February	2,073	2,170
March	2,278	2,333
April	2,476	2,467
May	2,485	2,477
June	2,491	2,482

### QUALITY

	Quantity	Base Number	Contract	AT	Region	England
% of FP17s for the same patient ID Re-attending within 3 months - Children	87	941	9.2%	12.2%	12.3%	11.8%
% of FP17s for the same patient ID Re-attending within 3 months - Adults	71	618	11.5%	16.2%	15.9%	15.7%
% of FP17s for the same patient ID Re-attending between 3 & 9 months - Children	251	941	26.7%	58.0%	60.2%	58.9%
% of FP17s for the same patient ID Re-attending between 3 & 9 months - Adults	261	618	42.2%	50.9%	53.0%	50.8%
% of FP17s for Band 1 Urgent Courses	73	1,497	4.9%	10.1%	9.1%	9.1%
% of FP17s Relating to Free Repair or Replacements	0	1,497	0.0%	0.8%	1.0%	0.8%
% of FP17s Relating to Continuations	1	1,497	0.1%	0.9%	1.0%	0.9%
% of Patients satisfied with the dentistry they have received	0	0	N/A	92.8%	93.2%	92.5%
% of Patients satisfied with the time they had to wait for an appointment	0	0	N/A	86.8%	88.1%	87.0%

\* This is based on patients treated on this contract for their most recent course of treatment.  
 Figures in *italics* indicate the base number of FP17s or Patient Questionnaire responses are less than 100. N/A is shown where the base number of responses is less than 10 during the period. % is calculated as Quantity/Base number\*100

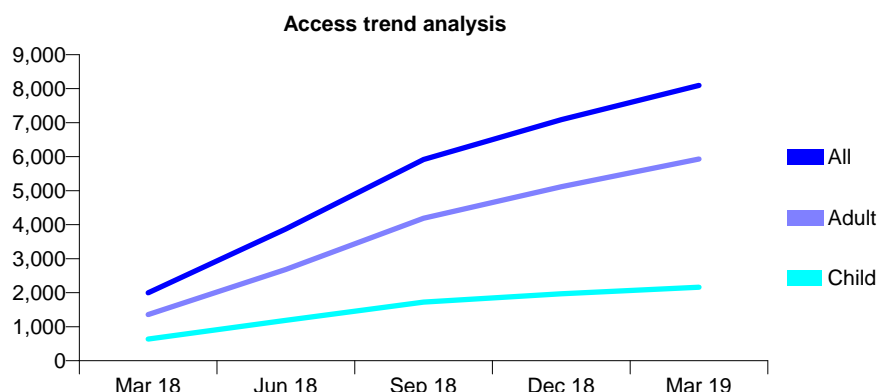
## Q46 - Vital Signs At a Glance Contract Report for 100554/0000 - Year end March 2019

Name or company name	Shaw Family Dental Practice Partnership
Contract type name	GDS Contract
Purpose of contract	General
Contract start date	01/01/2018
Contract end date	

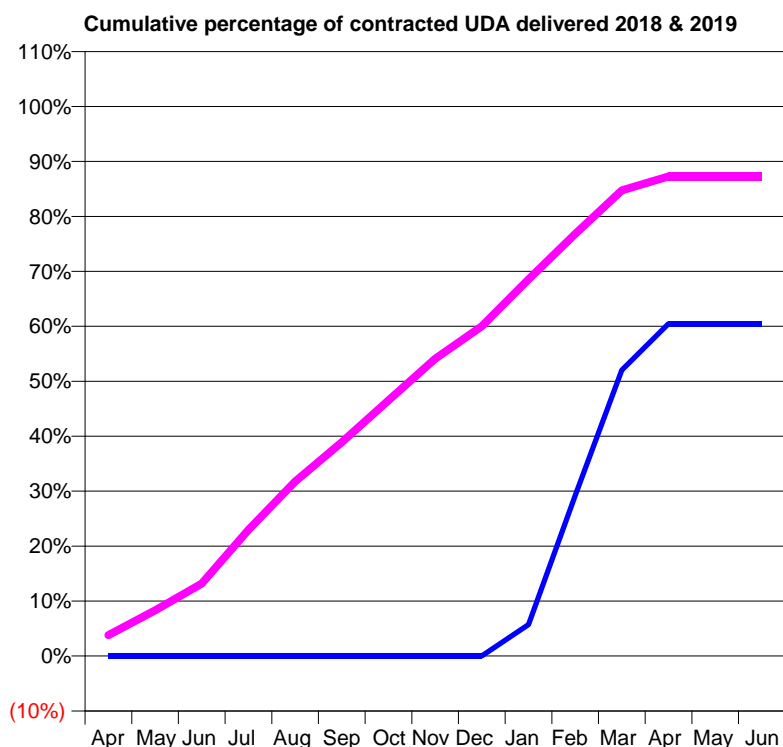
18/19 Contracted general activity (UDA)	29,053
Carry forward general activity (UDA)	0
18/19 Contracted orthodontic activity (UOA)	0
Carry forward orthodontic activity (UOA)	0
Baseline contract value	£895,970.92

### ACCESS\*

Patients seen in 24 months	Total	Change since previous quarter
Quarter ending March 2018	1,997	
Quarter ending June 2018	3,878	↑
Quarter ending September 2018	5,914	↑
Quarter ending December 2018	7,089	↑
Quarter ending March 2019	8,095	↑
<b>Variance since March 2018</b>	<b>305.4%</b>	<b>↑</b>



### ACTIVITY



Adjusted Scheduled Activity (UDA)		
Month	2018	2019
April	0	1,104
May	0	2,417
June	0	3,832
July	0	6,676
August	0	9,226
September	0	11,299
October	0	13,521
November	0	15,715
December	0	17,431
January	417	19,912
February	2,124	22,319
March	3,778	24,616
April	4,392	25,346
May	4,394	25,357
June	4,394	25,357

### QUALITY

	Quantity	Base Number	Contract	AT	Region	England
% of FP17s for the same patient ID Re-attending within 3 months - Children	162	3,085	5.3%	12.2%	12.3%	11.8%
% of FP17s for the same patient ID Re-attending within 3 months - Adults	720	7,814	9.2%	16.2%	15.9%	15.7%
% of FP17s for the same patient ID Re-attending between 3 & 9 months - Children	1,069	3,085	34.7%	58.0%	60.2%	58.9%
% of FP17s for the same patient ID Re-attending between 3 & 9 months - Adults	1,870	7,814	23.9%	50.9%	53.0%	50.8%
% of FP17s for Band 1 Urgent Courses	641	10,894	5.9%	10.1%	9.1%	9.1%
% of FP17s Relating to Free Repair or Replacements	68	10,894	0.6%	0.8%	1.0%	0.8%
% of FP17s Relating to Continuations	165	10,894	1.5%	0.9%	1.0%	0.9%
% of Patients satisfied with the dentistry they have received	1	1	N/A	92.8%	93.2%	92.5%
% of Patients satisfied with the time they had to wait for an appointment	1	1	N/A	86.8%	88.1%	87.0%

\* This is based on patients treated on this contract for their most recent course of treatment.

Figures in italics indicate the base number of FP17s or Patient Questionnaire responses are less than 100. N/A is shown where the base number of responses is less than 10 during the period. % is calculated as Quantity/Base number\*100

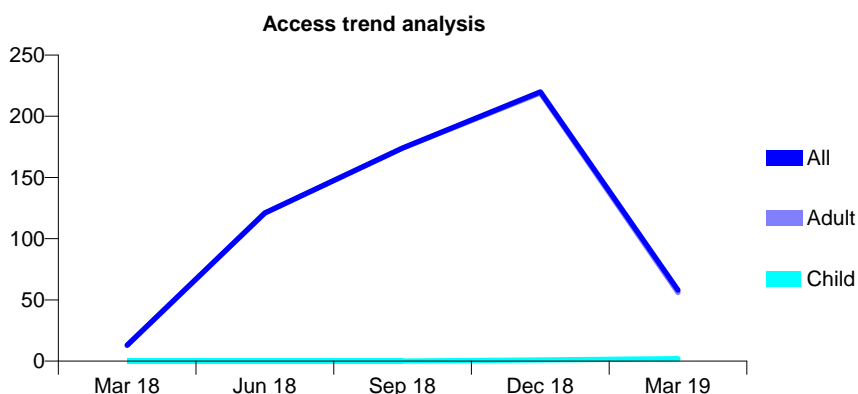
## Q46 - Vital Signs At a Glance Contract Report for 100556/0000 - Year end March 2019

Name or company name	Shaw Family Dental Practice Partnership
Contract type name	GDS Contract
Purpose of contract	General
Contract start date	01/01/2018
Contract end date	

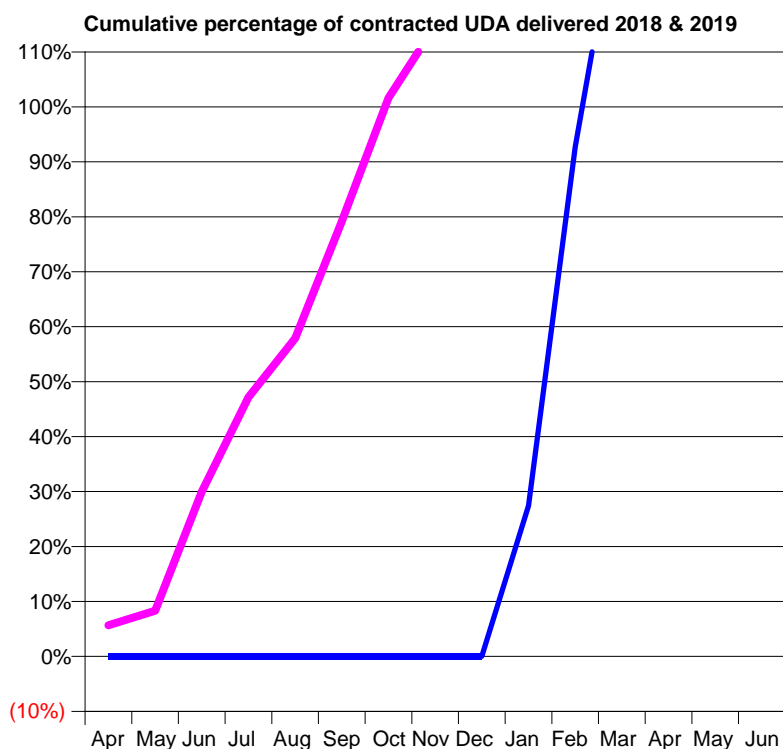
18/19 Contracted general activity (UDA)	494
Carry forward general activity (UDA)	0
18/19 Contracted orthodontic activity (UOA)	0
Carry forward orthodontic activity (UOA)	0
Baseline contract value	£17,616.06

### ACCESS\*

Patients seen in 24 months	Total	Change since previous quarter
Quarter ending March 2018	13	
Quarter ending June 2018	121	↑
Quarter ending September 2018	174	↑
Quarter ending December 2018	220	↑
Quarter ending March 2019	58	↓
<b>Variance since March 2018</b>	<b>346.2%</b>	<b>↑</b>



### ACTIVITY



Adjusted Scheduled Activity (UDA)		
Month	2018	2019
April	0	28
May	0	41
June	0	148
July	0	233
August	0	286
September	0	391
October	0	502
November	0	567
December	0	674
January	34	762
February	115	783
March	174	833
April	201	828
May	201	824
June	201	824

### QUALITY

	Quantity	Base Number	Contract	AT	Region	England
% of FP17s for the same patient ID Re-attending within 3 months - Children	0	5	0.0%	12.2%	12.3%	11.8%
% of FP17s for the same patient ID Re-attending within 3 months - Adults	0	345	0.0%	16.2%	15.9%	15.7%
% of FP17s for the same patient ID Re-attending between 3 & 9 months - Children	0	5	0.0%	58.0%	60.2%	58.9%
% of FP17s for the same patient ID Re-attending between 3 & 9 months - Adults	0	345	0.0%	50.9%	53.0%	50.8%
% of FP17s for Band 1 Urgent Courses	0	337	0.0%	10.1%	9.1%	9.1%
% of FP17s Relating to Free Repair or Replacements	0	337	0.0%	0.8%	1.0%	0.8%
% of FP17s Relating to Continuations	0	337	0.0%	0.9%	1.0%	0.9%
% of Patients satisfied with the dentistry they have received	0	0	N/A	92.8%	93.2%	92.5%
% of Patients satisfied with the time they had to wait for an appointment	0	0	N/A	86.8%	88.1%	87.0%

\* This is based on patients treated on this contract for their most recent course of treatment.

Figures in italics indicate the base number of FP17s or Patient Questionnaire responses are less than 100. N/A is shown where the base number of responses is less than 10 during the period. % is calculated as Quantity/Base number\*100

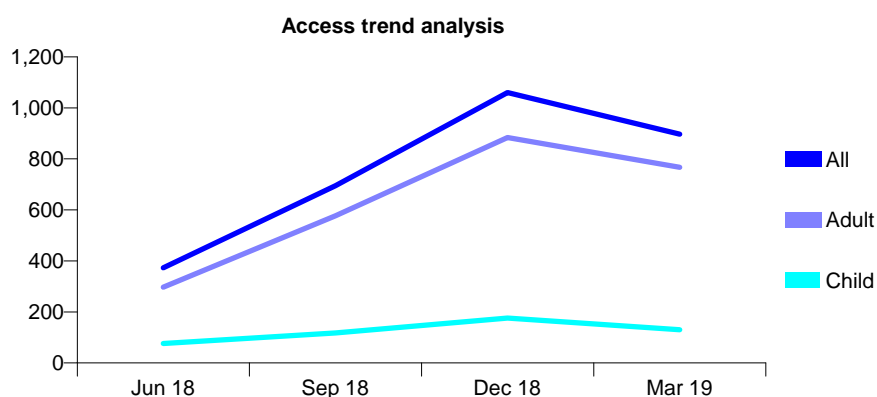
## Q46 - Vital Signs At a Glance Contract Report for 100606/0000 - Year end March 2019

Name or company name	REVIVE DENTAL CARE LIMITED
Contract type name	GDS Contract
Purpose of contract	General
Contract start date	01/04/2018
Contract end date	

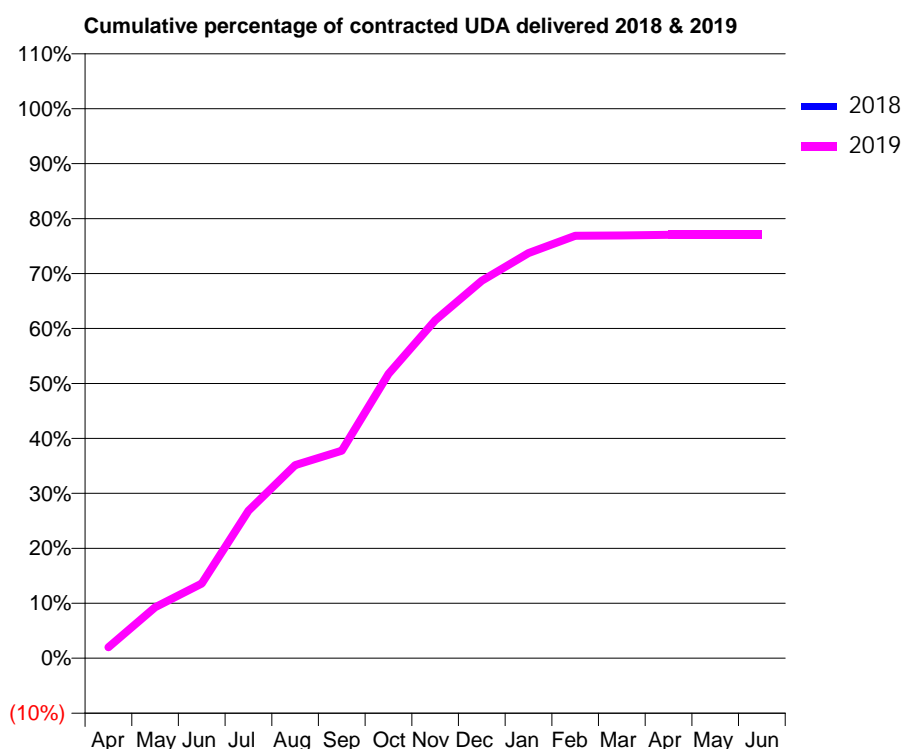
18/19 Contracted general activity (UDA)	5,495
Carry forward general activity (UDA)	0
18/19 Contracted orthodontic activity (UOA)	0
Carry forward orthodontic activity (UOA)	0
Baseline contract value	£161,427.17

### ACCESS\*

Patients seen in 24 months	Total	Change since previous quarter
Quarter ending March 2018	0	
Quarter ending June 2018	373	↑
Quarter ending September 2018	695	↑
Quarter ending December 2018	1,060	↑
Quarter ending March 2019	897	↓
Variance since March 2018	N/A	



### ACTIVITY



Adjusted Scheduled Activity (UDA)		
Month	2018	2019
April	0	111
May	0	510
June	0	748
July	0	1,475
August	0	1,930
September	0	2,075
October	0	2,843
November	0	3,380
December	0	3,775
January	0	4,050
February	0	4,224
March	0	4,227
April	0	4,233
May	0	4,234
June	0	4,234

### QUALITY

	Quantity	Base Number	Contract	AT	Region	England
% of FP17s for the same patient ID Re-attending within 3 months - Children	19	287	6.6%	12.2%	12.3%	11.8%
% of FP17s for the same patient ID Re-attending within 3 months - Adults	149	1,445	10.3%	16.2%	15.9%	15.7%
% of FP17s for the same patient ID Re-attending between 3 & 9 months - Children	44	287	15.3%	58.0%	60.2%	58.9%
% of FP17s for the same patient ID Re-attending between 3 & 9 months - Adults	113	1,445	7.8%	50.9%	53.0%	50.8%
% of FP17s for Band 1 Urgent Courses	398	1,739	22.9%	10.1%	9.1%	9.1%
% of FP17s Relating to Free Repair or Replacements	3	1,739	0.2%	0.8%	1.0%	0.8%
% of FP17s Relating to Continuations	1	1,739	0.1%	0.9%	1.0%	0.9%
% of Patients satisfied with the dentistry they have received	0	0	N/A	92.8%	93.2%	92.5%
% of Patients satisfied with the time they had to wait for an appointment	0	0	N/A	86.8%	88.1%	87.0%

\* This is based on patients treated on this contract for their most recent course of treatment.

Figures in italics indicate the base number of FP17s or Patient Questionnaire responses are less than 100. N/A is shown where the base number of responses is less than 10 during the period. % is calculated as Quantity/Base number\*100

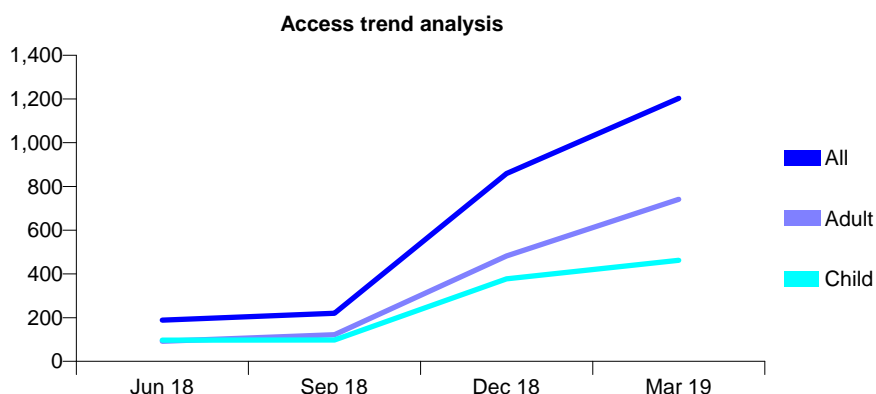
## Q46 - Vital Signs At a Glance Contract Report for 100607/0000 - Year end March 2019

Name or company name	MR ND SLATTERY
Contract type name	PDS Contract
Purpose of contract	General
Contract start date	01/04/2018
Contract end date	31/03/2021

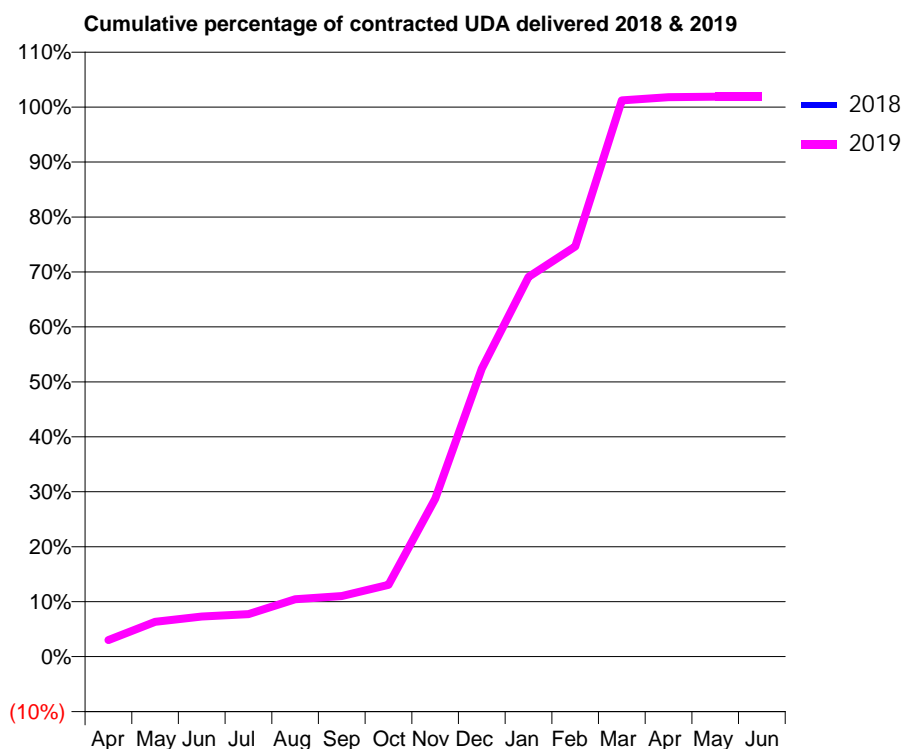
18/19 Contracted general activity (UDA)	5,342
Carry forward general activity (UDA)	0
18/19 Contracted orthodontic activity (UOA)	0
Carry forward orthodontic activity (UOA)	0
Baseline contract value	£161,427.17

### ACCESS\*

Patients seen in 24 months	Total	Change since previous quarter
Quarter ending March 2018	0	
Quarter ending June 2018	189	↑
Quarter ending September 2018	220	↑
Quarter ending December 2018	859	↑
Quarter ending March 2019	1,203	↑
Variance since March 2018	N/A	



### ACTIVITY



Adjusted Scheduled Activity (UDA)		
Month	2018	2019
April	0	162
May	0	339
June	0	390
July	0	413
August	0	559
September	0	589
October	0	698
November	0	1,534
December	0	2,799
January	0	3,691
February	0	3,987
March	0	5,407
April	0	5,437
May	0	5,443
June	0	5,443

### QUALITY

	Quantity	Base Number	Contract	AT	Region	England
% of FP17s for the same patient ID Re-attending within 3 months - Children	53	925	5.7%	12.2%	12.3%	11.8%
% of FP17s for the same patient ID Re-attending within 3 months - Adults	66	1,128	5.9%	16.2%	15.9%	15.7%
% of FP17s for the same patient ID Re-attending between 3 & 9 months - Children	173	925	18.7%	58.0%	60.2%	58.9%
% of FP17s for the same patient ID Re-attending between 3 & 9 months - Adults	121	1,128	10.7%	50.9%	53.0%	50.8%
% of FP17s for Band 1 Urgent Courses	45	2,070	2.2%	10.1%	9.1%	9.1%
% of FP17s Relating to Free Repair or Replacements	16	2,070	0.8%	0.8%	1.0%	0.8%
% of FP17s Relating to Continuations	24	2,070	1.2%	0.9%	1.0%	0.9%
% of Patients satisfied with the dentistry they have received	0	0	N/A	92.8%	93.2%	92.5%
% of Patients satisfied with the time they had to wait for an appointment	0	0	N/A	86.8%	88.1%	87.0%

\* This is based on patients treated on this contract for their most recent course of treatment.  
 Figures in *italics* indicate the base number of FP17s or Patient Questionnaire responses are less than 100. N/A is shown where the base number of responses is less than 10 during the period. % is calculated as Quantity/Base number\*100



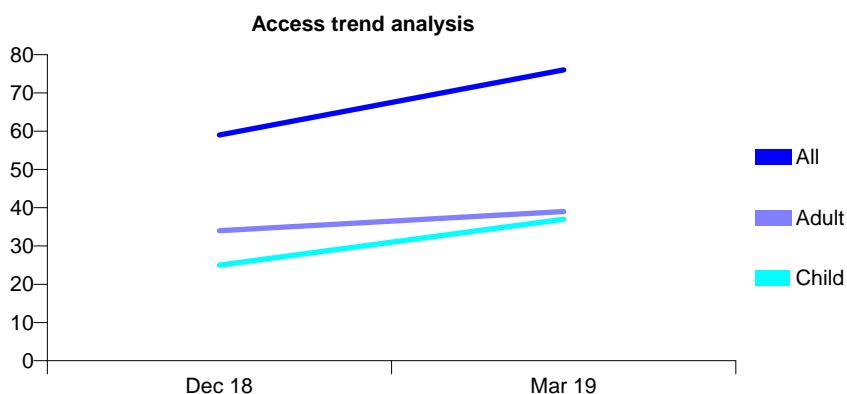
## Q46 - Vital Signs At a Glance Contract Report for 100632/0000 - Year end March 2019

Name or company name	Kings Dental Centre
Contract type name	PDS Contract
Purpose of contract	General
Contract start date	01/04/2018
Contract end date	31/03/2021

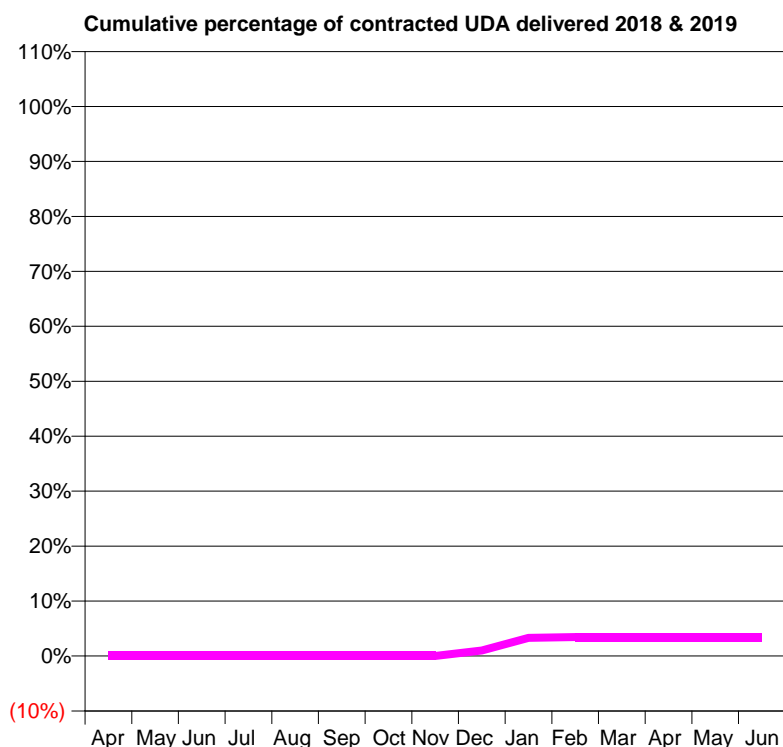
18/19 Contracted general activity (UDA)	5,495
Carry forward general activity (UDA)	0
18/19 Contracted orthodontic activity (UOA)	0
Carry forward orthodontic activity (UOA)	0
Baseline contract value	£161,427.17

### ACCESS\*

Patients seen in 24 months	Total	Change since previous quarter
Quarter ending March 2018	0	
Quarter ending June 2018	0	
Quarter ending September 2018	0	
Quarter ending December 2018	59	↑
Quarter ending March 2019	76	↑
Variance since March 2018	N/A	



### ACTIVITY



Adjusted Scheduled Activity (UDA)		
Month	2018	2019
April	0	0
May	0	0
June	0	0
July	0	0
August	0	0
September	0	0
October	0	0
November	0	0
December	0	56
January	0	181
February	0	190
March	0	190
April	0	190
May	0	190
June	0	190

### QUALITY

	Quantity	Base Number	Contract	AT	Region	England
% of FP17s for the same patient ID Re-attending within 3 months - Children	0	41	0.0%	12.2%	12.3%	11.8%
% of FP17s for the same patient ID Re-attending within 3 months - Adults	0	45	0.0%	16.2%	15.9%	15.7%
% of FP17s for the same patient ID Re-attending between 3 & 9 months - Children	0	41	0.0%	58.0%	60.2%	58.9%
% of FP17s for the same patient ID Re-attending between 3 & 9 months - Adults	0	45	0.0%	50.9%	53.0%	50.8%
% of FP17s for Band 1 Urgent Courses	2	86	2.3%	10.1%	9.1%	9.1%
% of FP17s Relating to Free Repair or Replacements	0	86	0.0%	0.8%	1.0%	0.8%
% of FP17s Relating to Continuations	0	86	0.0%	0.9%	1.0%	0.9%
% of Patients satisfied with the dentistry they have received	0	0	N/A	92.8%	93.2%	92.5%
% of Patients satisfied with the time they had to wait for an appointment	0	0	N/A	86.8%	88.1%	87.0%

\* This is based on patients treated on this contract for their most recent course of treatment.

Figures in italics indicate the base number of FP17s or Patient Questionnaire responses are less than 100. N/A is shown where the base number of responses is less than 10 during the period. % is calculated as Quantity/Base number\*100

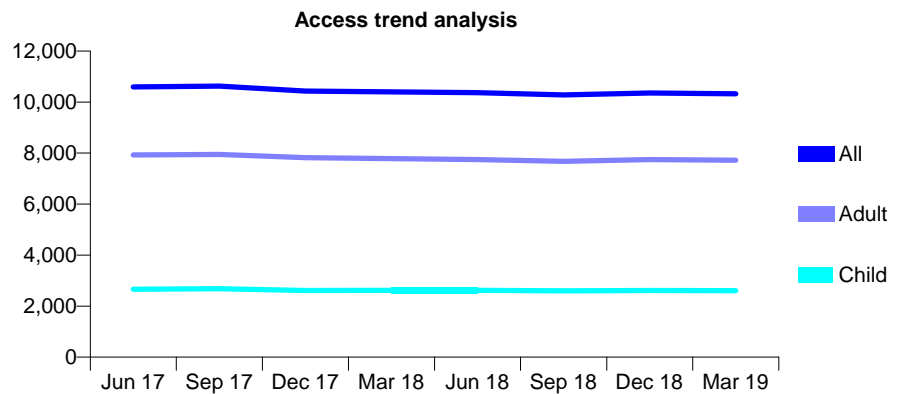
## Q46 - Vital Signs At a Glance Contract Report for 101281/0068 - Year end March 2019

Name or company name	OASIS DENTAL CARE LTD
Contract type name	GDS Contract
Purpose of contract	General
Contract start date	01/04/2006
Contract end date	

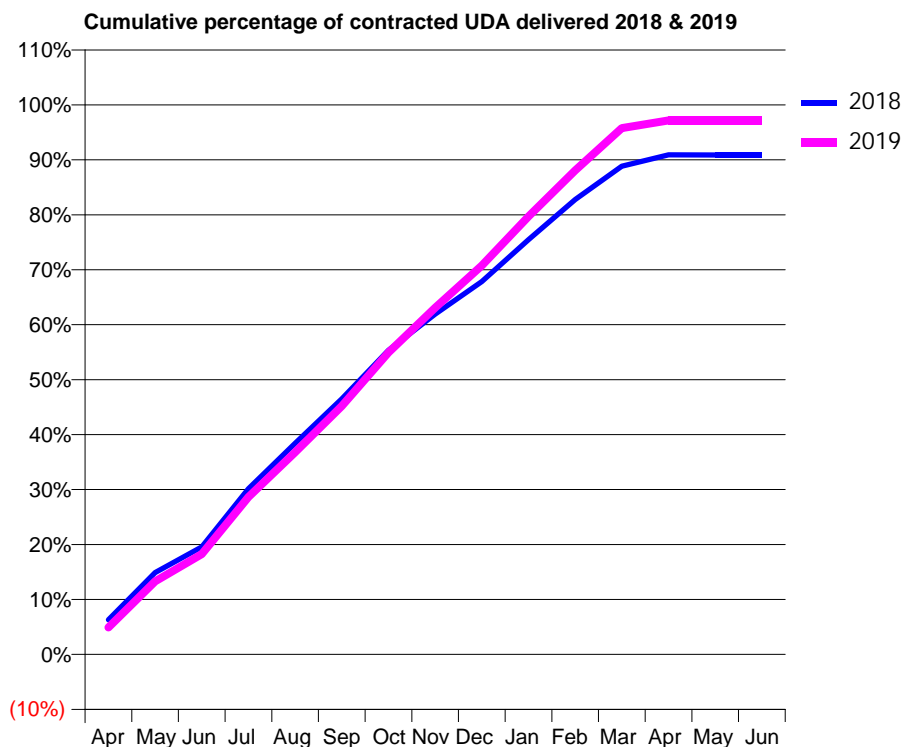
18/19 Contracted general activity (UDA)	34,022
Carry forward general activity (UDA)	0
18/19 Contracted orthodontic activity (UOA)	0
Carry forward orthodontic activity (UOA)	0
Baseline contract value	£865,166.77

### ACCESS\*

Patients seen in 24 months	Total	Change since previous quarter
Quarter ending March 2018	10,402	
Quarter ending June 2018	10,368	→
Quarter ending September 2018	10,280	→
Quarter ending December 2018	10,357	→
Quarter ending March 2019	10,326	→
<b>Variance since March 2018</b>	<b>(0.7%)</b>	→



### ACTIVITY



Adjusted Scheduled Activity (UDA)		
Month	2018	2019
April	2,148	1,675
May	5,071	4,523
June	6,651	6,202
July	10,257	9,746
August	13,074	12,517
September	15,822	15,379
October	18,826	18,691
November	21,076	21,465
December	23,084	24,074
January	25,674	27,107
February	28,165	29,965
March	30,224	32,586
April	30,934	33,060
May	30,916	33,055
June	30,915	33,056

### QUALITY

	Quantity	Base Number	Contract	AT	Region	England
% of FP17s for the same patient ID Re-attending within 3 months - Children	502	4,722	10.6%	12.2%	12.3%	11.8%
% of FP17s for the same patient ID Re-attending within 3 months - Adults	1,804	11,652	15.5%	16.2%	15.9%	15.7%
% of FP17s for the same patient ID Re-attending between 3 & 9 months - Children	2,970	4,722	62.9%	58.0%	60.2%	58.9%
% of FP17s for the same patient ID Re-attending between 3 & 9 months - Adults	6,250	11,652	53.6%	50.9%	53.0%	50.8%
% of FP17s for Band 1 Urgent Courses	1,235	16,288	7.6%	10.1%	9.1%	9.1%
% of FP17s Relating to Free Repair or Replacements	160	16,288	1.0%	0.8%	1.0%	0.8%
% of FP17s Relating to Continuations	253	16,288	1.6%	0.9%	1.0%	0.9%
% of Patients satisfied with the dentistry they have received	4	4	N/A	92.8%	93.2%	92.5%
% of Patients satisfied with the time they had to wait for an appointment	4	4	N/A	86.8%	88.1%	87.0%

\* This is based on patients treated on this contract for their most recent course of treatment.

Figures in italics indicate the base number of FP17s or Patient Questionnaire responses are less than 100. N/A is shown where the base number of responses is less than 10 during the period. % is calculated as Quantity/Base number\*100

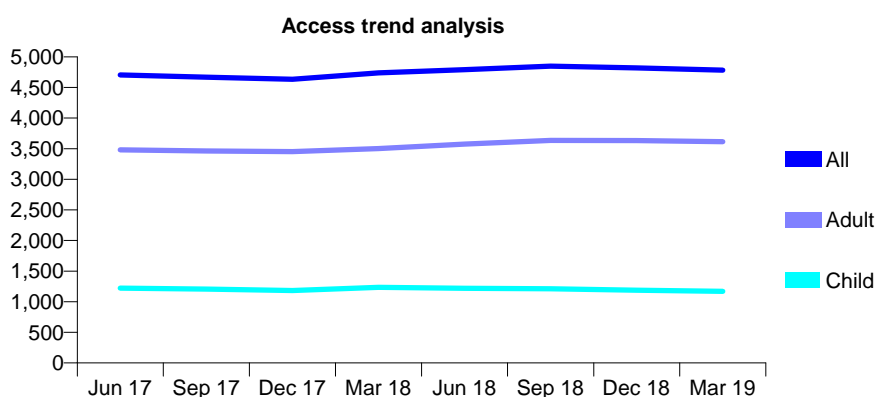
## Q46 - Vital Signs At a Glance Contract Report for 101281/0084 - Year end March 2019

Name or company name	OASIS DENTAL CARE LTD
Contract type name	GDS Contract
Purpose of contract	General
Contract start date	01/04/2006
Contract end date	

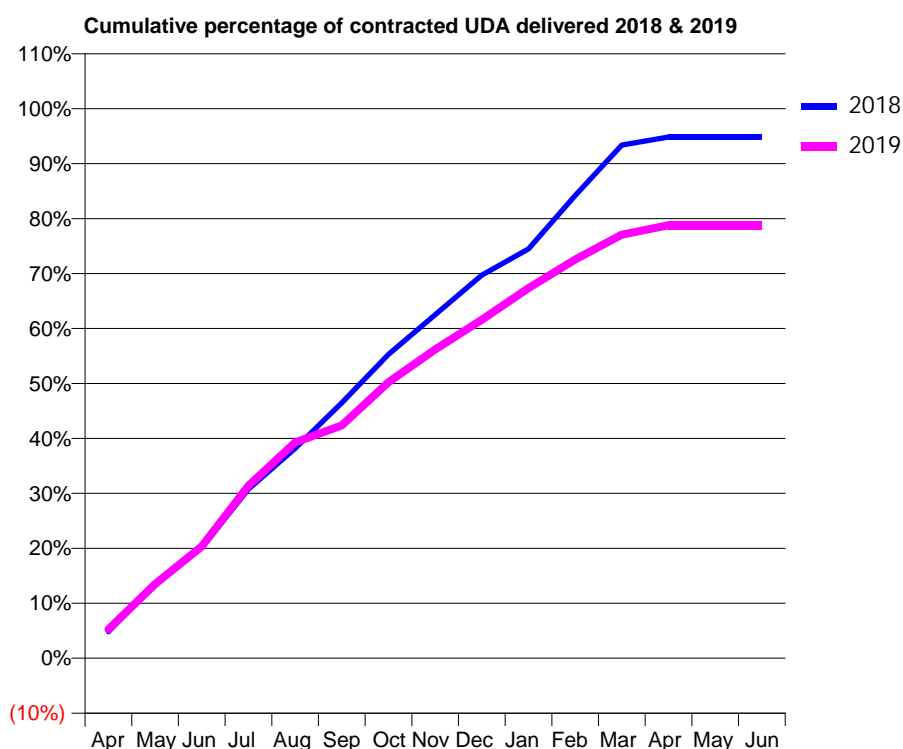
18/19 Contracted general activity (UDA)	18,625
Carry forward general activity (UDA)	0
18/19 Contracted orthodontic activity (UOA)	0
Carry forward orthodontic activity (UOA)	0
Baseline contract value	£519,366.69

### ACCESS\*

Patients seen in 24 months	Total	Change since previous quarter
Quarter ending March 2018	4,738	
Quarter ending June 2018	4,793	→
Quarter ending September 2018	4,848	→
Quarter ending December 2018	4,820	→
Quarter ending March 2019	4,784	→
<b>Variance since March 2018</b>	<b>1.0%</b>	<b>→</b>



### ACTIVITY



Adjusted Scheduled Activity (UDA)		
Month	2018	2019
April	895	980
May	2,534	2,515
June	3,743	3,791
July	5,732	5,845
August	7,117	7,313
September	8,654	7,890
October	10,298	9,352
November	11,643	10,463
December	12,983	11,467
January	13,875	12,544
February	15,682	13,517
March	17,389	14,359
April	17,660	14,671
May	17,663	14,672
June	17,664	14,674

### QUALITY

	Quantity	Base Number	Contract	AT	Region	England
% of FP17s for the same patient ID Re-attending within 3 months - Children	126	1,814	6.9%	12.2%	12.3%	11.8%
% of FP17s for the same patient ID Re-attending within 3 months - Adults	803	5,249	15.3%	16.2%	15.9%	15.7%
% of FP17s for the same patient ID Re-attending between 3 & 9 months - Children	1,201	1,814	66.2%	58.0%	60.2%	58.9%
% of FP17s for the same patient ID Re-attending between 3 & 9 months - Adults	2,771	5,249	52.8%	50.9%	53.0%	50.8%
% of FP17s for Band 1 Urgent Courses	491	7,077	6.9%	10.1%	9.1%	9.1%
% of FP17s Relating to Free Repair or Replacements	26	7,077	0.4%	0.8%	1.0%	0.8%
% of FP17s Relating to Continuations	162	7,077	2.3%	0.9%	1.0%	0.9%
% of Patients satisfied with the dentistry they have received	0	0	N/A	92.8%	93.2%	92.5%
% of Patients satisfied with the time they had to wait for an appointment	0	0	N/A	86.8%	88.1%	87.0%

\* This is based on patients treated on this contract for their most recent course of treatment.

Figures in italics indicate the base number of FP17s or Patient Questionnaire responses are less than 100. N/A is shown where the base number of responses is less than 10 during the period. % is calculated as Quantity/Base number\*100

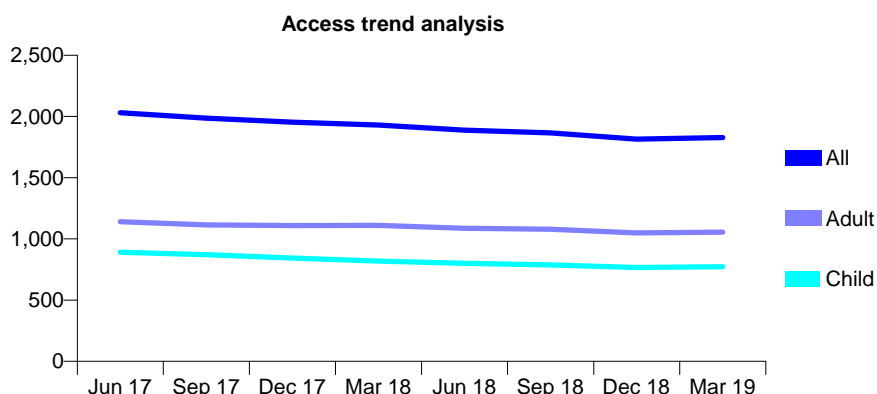
## Q46 - Vital Signs At a Glance Contract Report for 101281/0087 - Year end March 2019

Name or company name	OASIS DENTAL CARE LTD
Contract type name	GDS Contract
Purpose of contract	General
Contract start date	01/04/2006
Contract end date	

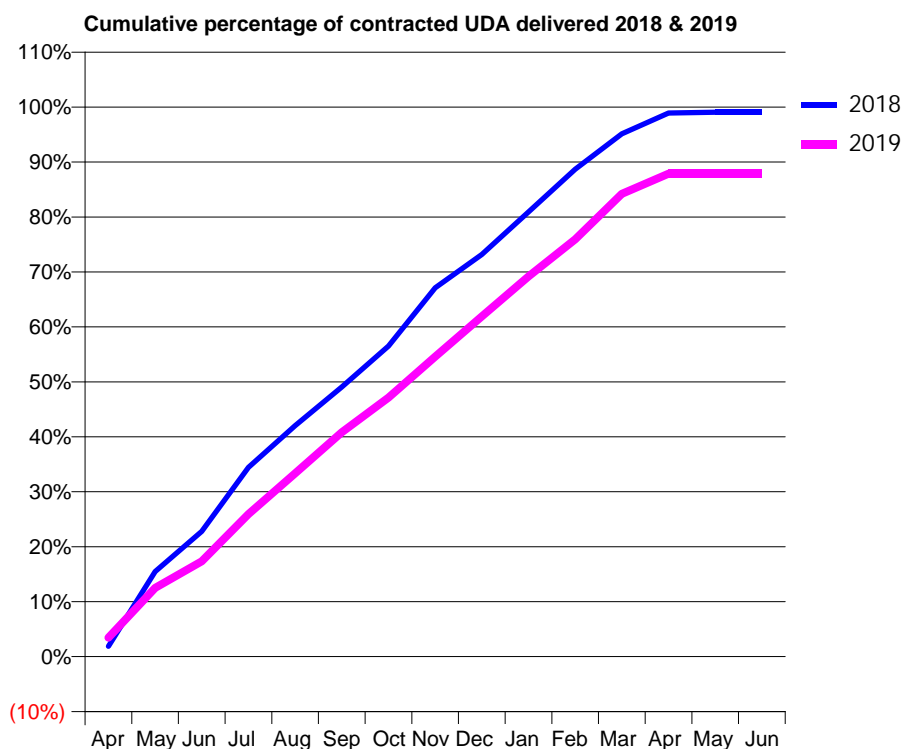
18/19 Contracted general activity (UDA)	5,197
Carry forward general activity (UDA)	48
18/19 Contracted orthodontic activity (UOA)	0
Carry forward orthodontic activity (UOA)	0
Baseline contract value	£116,021.77

### ACCESS\*

Patients seen in 24 months	Total	Change since previous quarter
Quarter ending March 2018	1,930	
Quarter ending June 2018	1,888	↓
Quarter ending September 2018	1,866	↓
Quarter ending December 2018	1,815	↓
Quarter ending March 2019	1,828	→
<b>Variance since March 2018</b>	<b>(5.3%)</b>	<b>↓</b>



### ACTIVITY



Adjusted Scheduled Activity (UDA)		
Month	2018	2019
April	98	180
May	806	650
June	1,185	901
July	1,790	1,347
August	2,185	1,733
September	2,550	2,122
October	2,937	2,450
November	3,487	2,837
December	3,803	3,217
January	4,206	3,595
February	4,609	3,947
March	4,945	4,377
April	5,141	4,568
May	5,149	4,568
June	5,149	4,568

### QUALITY

	Quantity	Base Number	Contract	AT	Region	England
% of FP17s for the same patient ID Re-attending within 3 months - Children	94	1,291	7.3%	12.2%	12.3%	11.8%
% of FP17s for the same patient ID Re-attending within 3 months - Adults	305	1,605	19.0%	16.2%	15.9%	15.7%
% of FP17s for the same patient ID Re-attending between 3 & 9 months - Children	935	1,291	72.4%	58.0%	60.2%	58.9%
% of FP17s for the same patient ID Re-attending between 3 & 9 months - Adults	940	1,605	58.6%	50.9%	53.0%	50.8%
% of FP17s for Band 1 Urgent Courses	44	2,915	1.5%	10.1%	9.1%	9.1%
% of FP17s Relating to Free Repair or Replacements	33	2,915	1.1%	0.8%	1.0%	0.8%
% of FP17s Relating to Continuations	165	2,915	5.7%	0.9%	1.0%	0.9%
% of Patients satisfied with the dentistry they have received	0	0	N/A	92.8%	93.2%	92.5%
% of Patients satisfied with the time they had to wait for an appointment	0	0	N/A	86.8%	88.1%	87.0%

\* This is based on patients treated on this contract for their most recent course of treatment.  
 Figures in *italics* indicate the base number of FP17s or Patient Questionnaire responses are less than 100. N/A is shown where the base number of responses is less than 10 during the period. % is calculated as Quantity/Base number\*100

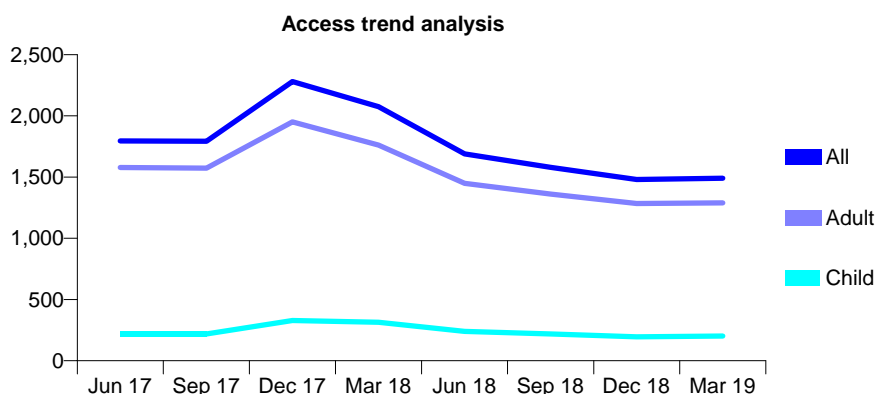
## Q46 - Vital Signs At a Glance Contract Report for 101281/0113 - Year end March 2019

Name or company name	OASIS DENTAL CARE LTD
Contract type name	GDS Contract
Purpose of contract	General
Contract start date	01/04/2006
Contract end date	

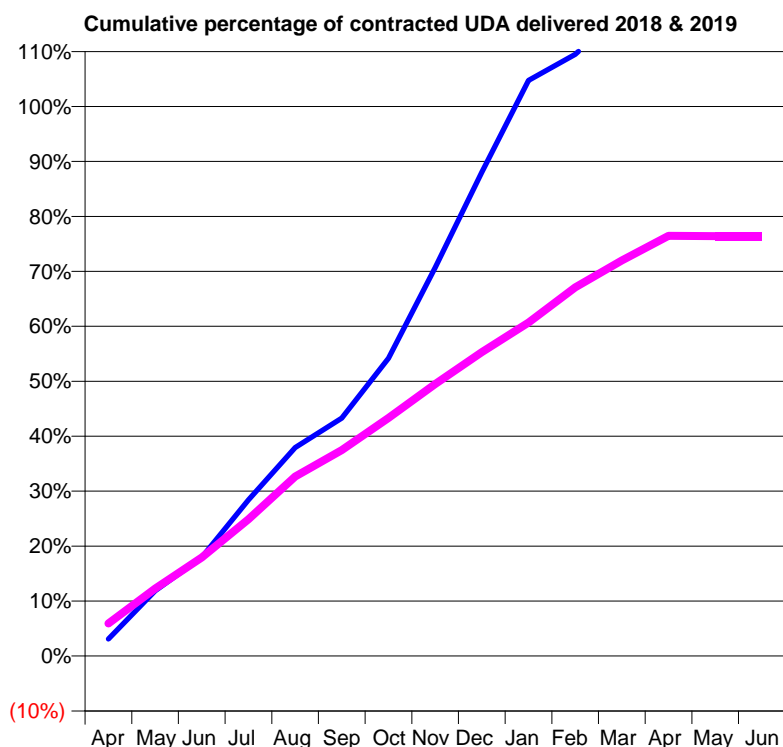
18/19 Contracted general activity (UDA)	5,042
Carry forward general activity (UDA)	-101
18/19 Contracted orthodontic activity (UOA)	0
Carry forward orthodontic activity (UOA)	0
Baseline contract value	£125,504.50

### ACCESS\*

Patients seen in 24 months	Total	Change since previous quarter
Quarter ending March 2018	2,076	
Quarter ending June 2018	1,689	↓
Quarter ending September 2018	1,580	↓
Quarter ending December 2018	1,480	↓
Quarter ending March 2019	1,491	→
<b>Variance since March 2018</b>	<b>(28.2%)</b>	<b>↓</b>



### ACTIVITY



Adjusted Scheduled Activity (UDA)		
Month	2018	2019
April	157	299
May	599	619
June	905	903
July	1,432	1,255
August	1,913	1,647
September	2,182	1,889
October	2,731	2,184
November	3,565	2,495
December	4,438	2,788
January	5,282	3,060
February	5,520	3,382
March	5,904	3,628
April	5,599	3,854
May	5,600	3,852
June	5,600	3,852

### QUALITY

	Quantity	Base Number	Contract	AT	Region	England
% of FP17s for the same patient ID Re-attending within 3 months - Children	4	235	1.7%	12.2%	12.3%	11.8%
% of FP17s for the same patient ID Re-attending within 3 months - Adults	112	1,375	8.1%	16.2%	15.9%	15.7%
% of FP17s for the same patient ID Re-attending between 3 & 9 months - Children	125	235	53.2%	58.0%	60.2%	58.9%
% of FP17s for the same patient ID Re-attending between 3 & 9 months - Adults	660	1,375	48.0%	50.9%	53.0%	50.8%
% of FP17s for Band 1 Urgent Courses	121	1,922	6.3%	10.1%	9.1%	9.1%
% of FP17s Relating to Free Repair or Replacements	29	1,922	1.5%	0.8%	1.0%	0.8%
% of FP17s Relating to Continuations	0	1,922	0.0%	0.9%	1.0%	0.9%
% of Patients satisfied with the dentistry they have received	0	0	N/A	92.8%	93.2%	92.5%
% of Patients satisfied with the time they had to wait for an appointment	0	0	N/A	86.8%	88.1%	87.0%

\* This is based on patients treated on this contract for their most recent course of treatment.

Figures in italics indicate the base number of FP17s or Patient Questionnaire responses are less than 100. N/A is shown where the base number of responses is less than 10 during the period. % is calculated as Quantity/Base number\*100

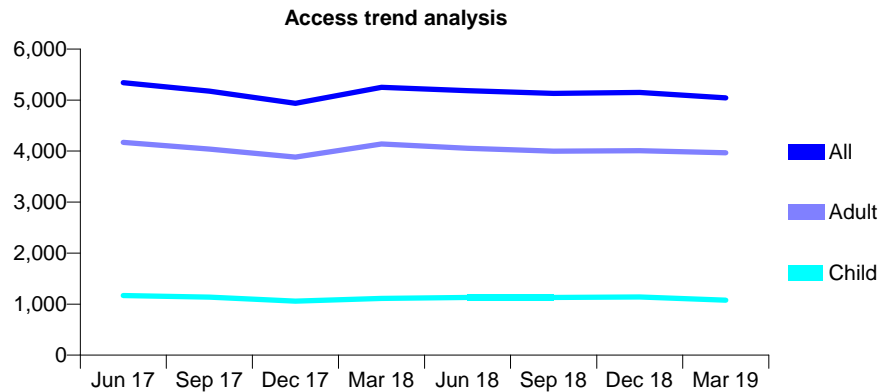
## Q46 - Vital Signs At a Glance Contract Report for 101281/0141 - Year end March 2019

Name or company name	OASIS DENTAL CARE LTD
Contract type name	GDS Contract
Purpose of contract	General
Contract start date	01/04/2006
Contract end date	

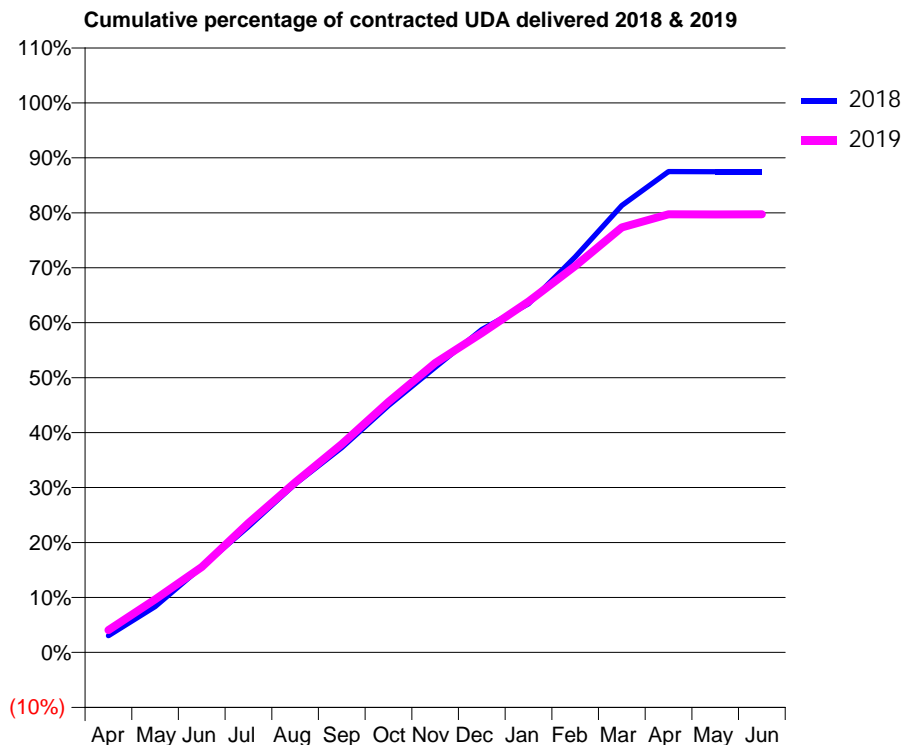
18/19 Contracted general activity (UDA)	20,662
Carry forward general activity (UDA)	0
18/19 Contracted orthodontic activity (UOA)	0
Carry forward orthodontic activity (UOA)	0
Baseline contract value	£547,560.66

### ACCESS\*

Patients seen in 24 months	Total	Change since previous quarter
Quarter ending March 2018	5,252	
Quarter ending June 2018	5,186	↓
Quarter ending September 2018	5,130	↓
Quarter ending December 2018	5,150	→
Quarter ending March 2019	5,045	↓
<b>Variance since March 2018</b>	<b>(3.9%)</b>	<b>↓</b>



### ACTIVITY



Adjusted Scheduled Activity (UDA)		
Month	2018	2019
April	630	838
May	1,725	1,994
June	3,217	3,212
July	4,731	4,869
August	6,336	6,397
September	7,697	7,828
October	9,286	9,417
November	10,715	10,885
December	12,139	12,004
January	13,110	13,192
February	14,870	14,528
March	16,802	15,979
April	18,079	16,476
May	18,075	16,467
June	18,075	16,472

### QUALITY

	Quantity	Base Number	Contract	AT	Region	England
% of FP17s for the same patient ID Re-attending within 3 months - Children	231	1,769	13.1%	12.2%	12.3%	11.8%
% of FP17s for the same patient ID Re-attending within 3 months - Adults	981	5,818	16.9%	16.2%	15.9%	15.7%
% of FP17s for the same patient ID Re-attending between 3 & 9 months - Children	914	1,769	51.7%	58.0%	60.2%	58.9%
% of FP17s for the same patient ID Re-attending between 3 & 9 months - Adults	2,743	5,818	47.1%	50.9%	53.0%	50.8%
% of FP17s for Band 1 Urgent Courses	1,007	7,288	13.8%	10.1%	9.1%	9.1%
% of FP17s Relating to Free Repair or Replacements	96	7,288	1.3%	0.8%	1.0%	0.8%
% of FP17s Relating to Continuations	18	7,288	0.2%	0.9%	1.0%	0.9%
% of Patients satisfied with the dentistry they have received	0	0	N/A	92.8%	93.2%	92.5%
% of Patients satisfied with the time they had to wait for an appointment	0	0	N/A	86.8%	88.1%	87.0%

\* This is based on patients treated on this contract for their most recent course of treatment.

Figures in italics indicate the base number of FP17s or Patient Questionnaire responses are less than 100. N/A is shown where the base number of responses is less than 10 during the period. % is calculated as Quantity/Base number\*100

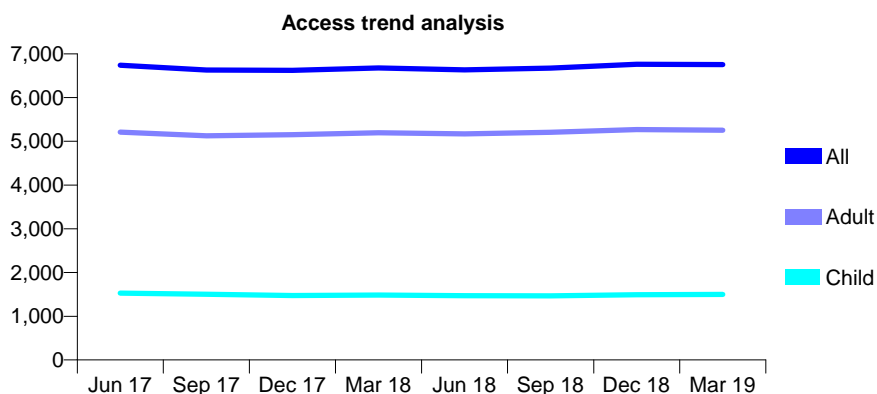
## Q46 - Vital Signs At a Glance Contract Report for 101281/0158 - Year end March 2019

Name or company name	OASIS DENTAL CARE LTD
Contract type name	GDS Contract
Purpose of contract	General
Contract start date	23/05/2006
Contract end date	

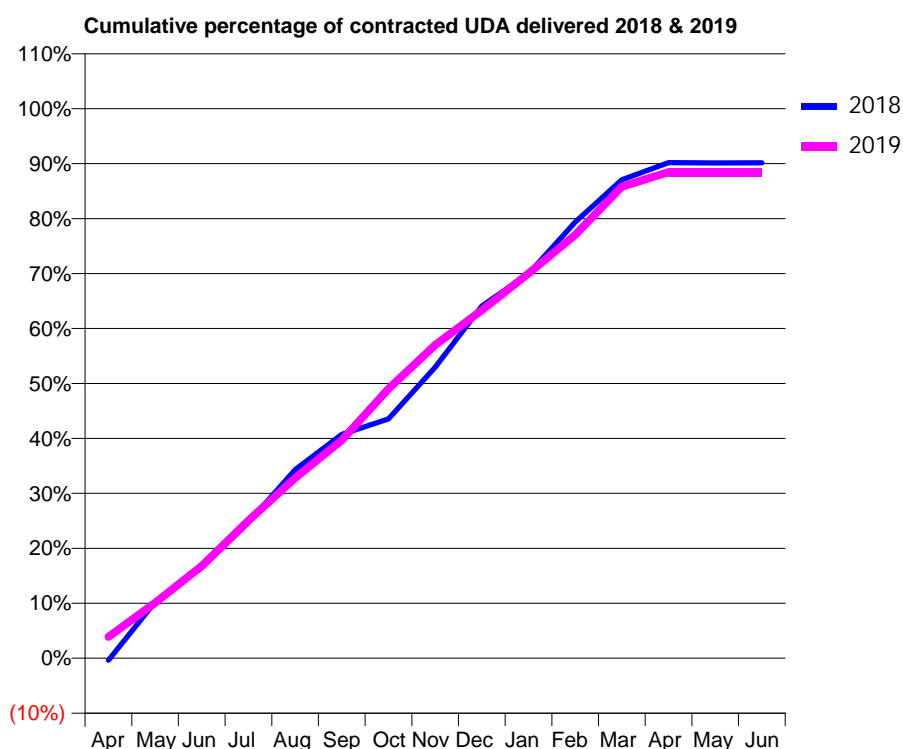
18/19 Contracted general activity (UDA)	23,000
Carry forward general activity (UDA)	0
18/19 Contracted orthodontic activity (UOA)	0
Carry forward orthodontic activity (UOA)	0
Baseline contract value	£578,251.02

### ACCESS\*

Patients seen in 24 months	Total	Change since previous quarter
Quarter ending March 2018	6,679	
Quarter ending June 2018	6,635	→
Quarter ending September 2018	6,676	→
Quarter ending December 2018	6,761	→
Quarter ending March 2019	6,755	→
<b>Variance since March 2018</b>	<b>1.1%</b>	<b>→</b>



### ACTIVITY



Adjusted Scheduled Activity (UDA)		
Month	2018	2019
April	-85	897
May	2,351	2,322
June	3,794	3,863
July	5,686	5,760
August	7,894	7,543
September	9,370	9,129
October	10,016	11,279
November	12,183	13,114
December	14,737	14,564
January	16,091	16,107
February	18,254	17,717
March	20,022	19,739
April	20,743	20,349
May	20,725	20,349
June	20,730	20,349

### QUALITY

	Quantity	Base Number	Contract	AT	Region	England
% of FP17s for the same patient ID Re-attending within 3 months - Children	297	2,781	10.7%	12.2%	12.3%	11.8%
% of FP17s for the same patient ID Re-attending within 3 months - Adults	1,380	8,904	15.5%	16.2%	15.9%	15.7%
% of FP17s for the same patient ID Re-attending between 3 & 9 months - Children	1,940	2,781	69.8%	58.0%	60.2%	58.9%
% of FP17s for the same patient ID Re-attending between 3 & 9 months - Adults	5,809	8,904	65.2%	50.9%	53.0%	50.8%
% of FP17s for Band 1 Urgent Courses	1,019	11,600	8.8%	10.1%	9.1%	9.1%
% of FP17s Relating to Free Repair or Replacements	128	11,600	1.1%	0.8%	1.0%	0.8%
% of FP17s Relating to Continuations	25	11,600	0.2%	0.9%	1.0%	0.9%
% of Patients satisfied with the dentistry they have received	3	3	N/A	92.8%	93.2%	92.5%
% of Patients satisfied with the time they had to wait for an appointment	3	3	N/A	86.8%	88.1%	87.0%

\* This is based on patients treated on this contract for their most recent course of treatment.

Figures in italics indicate the base number of FP17s or Patient Questionnaire responses are less than 100. N/A is shown where the base number of responses is less than 10 during the period. % is calculated as Quantity/Base number\*100



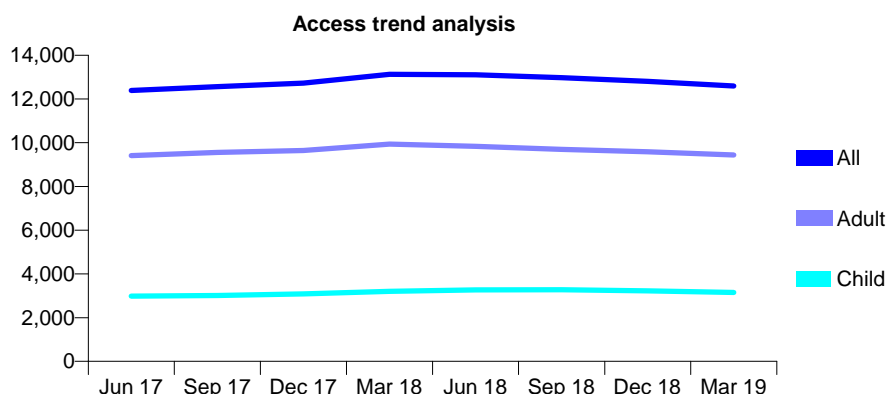
## Q46 - Vital Signs At a Glance Contract Report for 101281/0175 - Year end March 2019

Name or company name	OASIS DENTAL CARE LTD
Contract type name	Pilot Contract
Purpose of contract	General
Contract start date	16/11/2007
Contract end date	

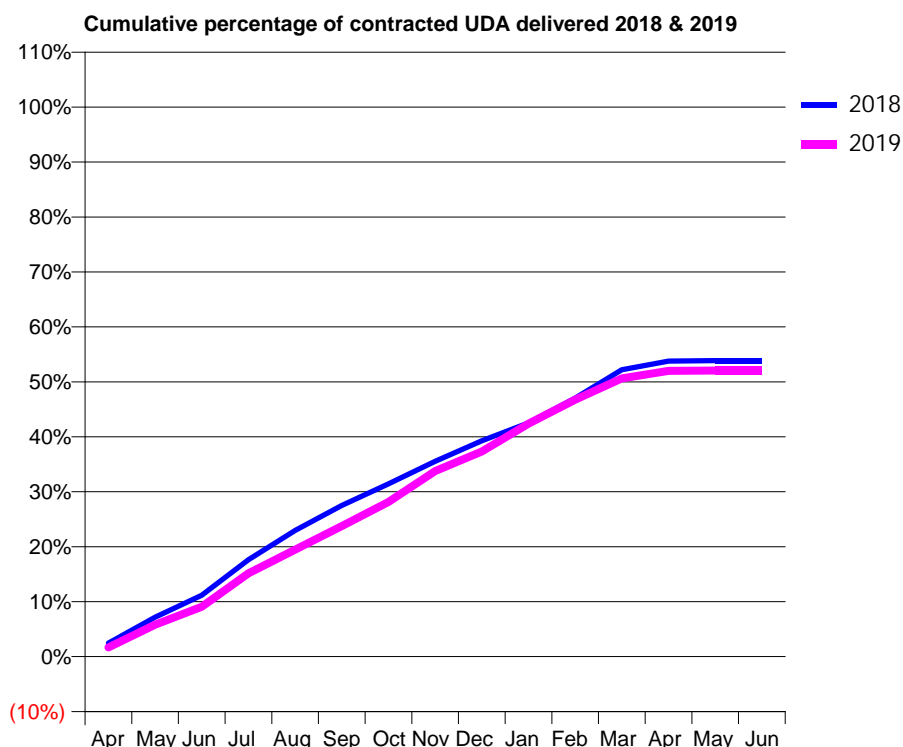
18/19 Contracted general activity (UDA)	40,744
Carry forward general activity (UDA)	0
18/19 Contracted orthodontic activity (UOA)	0
Carry forward orthodontic activity (UOA)	0
Baseline contract value	£1,035,568.27

### ACCESS\*

Patients seen in 24 months	Total	Change since previous quarter
Quarter ending March 2018	13,130	
Quarter ending June 2018	13,104	→
Quarter ending September 2018	12,973	→
Quarter ending December 2018	12,807	↓
Quarter ending March 2019	12,591	↓
<b>Variance since March 2018</b>	<b>(4.1%)</b>	<b>↓</b>



### ACTIVITY



Month	Adjusted Scheduled Activity (UDA)	
	2018	2019
April	1,006	687
May	2,920	2,370
June	4,551	3,699
July	7,179	6,170
August	9,356	7,933
September	11,208	9,673
October	12,805	11,479
November	14,485	13,754
December	16,007	15,210
January	17,323	17,269
February	19,164	19,053
March	21,275	20,632
April	21,917	21,179
May	21,942	21,208
June	21,948	21,213

### QUALITY

	Quantity	Base Number	Contract	AT	Region	England
% of FP17s for the same patient ID Re-attending within 3 months - Children	84	2,957	2.8%	12.2%	12.3%	11.8%
% of FP17s for the same patient ID Re-attending within 3 months - Adults	338	7,568	4.5%	16.2%	15.9%	15.7%
% of FP17s for the same patient ID Re-attending between 3 & 9 months - Children	728	2,957	24.6%	58.0%	60.2%	58.9%
% of FP17s for the same patient ID Re-attending between 3 & 9 months - Adults	1,493	7,568	19.7%	50.9%	53.0%	50.8%
% of FP17s for Band 1 Urgent Courses	970	10,502	9.2%	10.1%	9.1%	9.1%
% of FP17s Relating to Free Repair or Replacements	9	10,502	0.1%	0.8%	1.0%	0.8%
% of FP17s Relating to Continuations	40	10,502	0.4%	0.9%	1.0%	0.9%
% of Patients satisfied with the dentistry they have received	3	3	N/A	92.8%	93.2%	92.5%
% of Patients satisfied with the time they had to wait for an appointment	3	3	N/A	86.8%	88.1%	87.0%

\* This is based on patients treated on this contract for their most recent course of treatment.  
 Figures in *italics* indicate the base number of FP17s or Patient Questionnaire responses are less than 100. N/A is shown where the base number of responses is less than 10 during the period. % is calculated as Quantity/Base number\*100

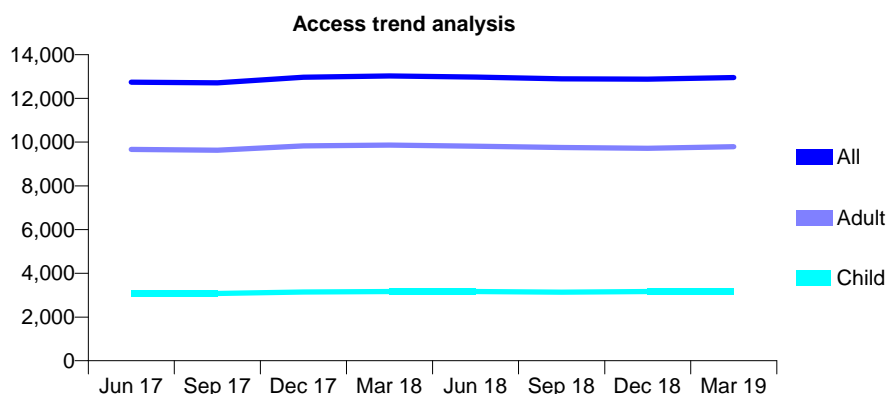
## Q46 - Vital Signs At a Glance Contract Report for 101370/0046 - Year end March 2019

Name or company name	Petrie Tucker & Partners Ltd
Contract type name	GDS Contract
Purpose of contract	General
Contract start date	01/04/2006
Contract end date	

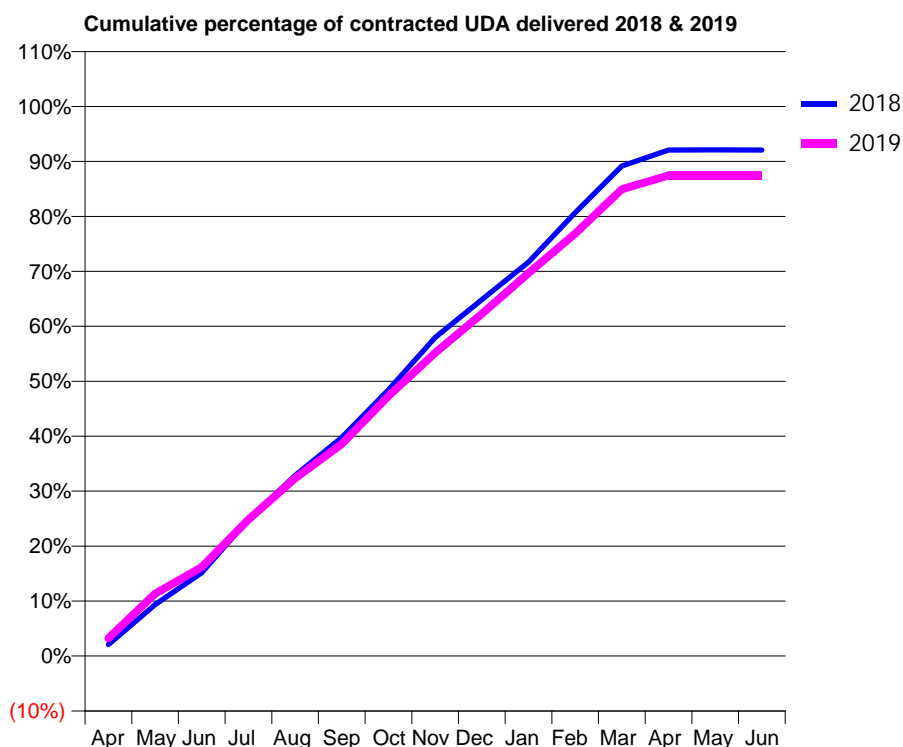
18/19 Contracted general activity (UDA)	39,791
Carry forward general activity (UDA)	0
18/19 Contracted orthodontic activity (UOA)	0
Carry forward orthodontic activity (UOA)	0
Baseline contract value	£1,185,835.27

### ACCESS\*

Patients seen in 24 months	Total	Change since previous quarter
Quarter ending March 2018	13,028	
Quarter ending June 2018	12,978	→
Quarter ending September 2018	12,891	→
Quarter ending December 2018	12,883	→
Quarter ending March 2019	12,952	→
<b>Variance since March 2018</b>	<b>(0.6%)</b>	<b>→</b>



### ACTIVITY



Adjusted Scheduled Activity (UDA)		
Month	2018	2019
April	822	1,294
May	3,729	4,518
June	6,028	6,435
July	9,879	9,888
August	13,078	12,866
September	15,820	15,345
October	19,283	18,822
November	23,062	21,955
December	25,793	24,777
January	28,528	27,728
February	32,102	30,585
March	35,468	33,791
April	36,633	34,794
May	36,652	34,799
June	36,642	34,798

### QUALITY

	Quantity	Base Number	Contract	AT	Region	England
% of FP17s for the same patient ID Re-attending within 3 months - Children	258	4,266	6.0%	12.2%	12.3%	11.8%
% of FP17s for the same patient ID Re-attending within 3 months - Adults	1,348	12,241	11.0%	16.2%	15.9%	15.7%
% of FP17s for the same patient ID Re-attending between 3 & 9 months - Children	2,474	4,266	58.0%	58.0%	60.2%	58.9%
% of FP17s for the same patient ID Re-attending between 3 & 9 months - Adults	6,226	12,241	50.9%	50.9%	53.0%	50.8%
% of FP17s for Band 1 Urgent Courses	1,177	16,414	7.2%	10.1%	9.1%	9.1%
% of FP17s Relating to Free Repair or Replacements	125	16,414	0.8%	0.8%	1.0%	0.8%
% of FP17s Relating to Continuations	161	16,414	1.0%	0.9%	1.0%	0.9%
% of Patients satisfied with the dentistry they have received	1	2	N/A	92.8%	93.2%	92.5%
% of Patients satisfied with the time they had to wait for an appointment	2	2	N/A	86.8%	88.1%	87.0%

\* This is based on patients treated on this contract for their most recent course of treatment.

Figures in italics indicate the base number of FP17s or Patient Questionnaire responses are less than 100. N/A is shown where the base number of responses is less than 10 during the period. % is calculated as Quantity/Base number\*100

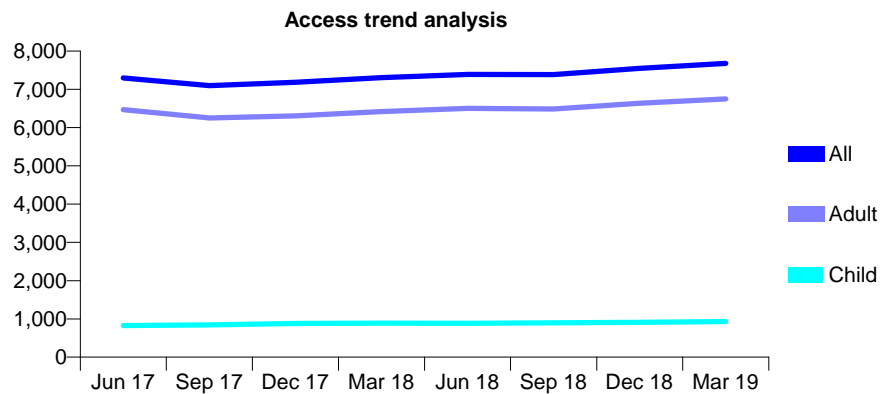
## Q46 - Vital Signs At a Glance Contract Report for 101370/0049 - Year end March 2019

Name or company name	Petrie Tucker & Partners Ltd
Contract type name	GDS Contract
Purpose of contract	General
Contract start date	01/04/2006
Contract end date	

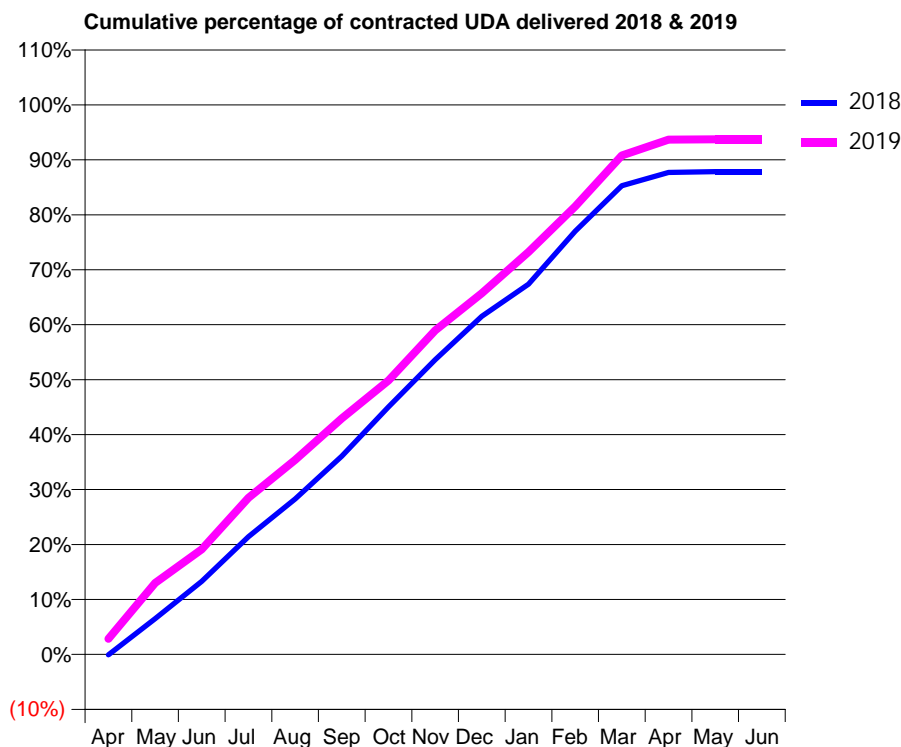
18/19 Contracted general activity (UDA)	18,813
Carry forward general activity (UDA)	0
18/19 Contracted orthodontic activity (UOA)	0
Carry forward orthodontic activity (UOA)	0
Baseline contract value	£527,189.62

### ACCESS\*

Patients seen in 24 months	Total	Change since previous quarter
Quarter ending March 2018	7,306	
Quarter ending June 2018	7,388	→
Quarter ending September 2018	7,386	→
Quarter ending December 2018	7,547	↑
Quarter ending March 2019	7,677	→
<b>Variance since March 2018</b>	<b>5.1%</b>	<b>↑</b>



### ACTIVITY



Adjusted Scheduled Activity (UDA)		
Month	2018	2019
April	-18	536
May	1,225	2,447
June	2,498	3,600
July	4,030	5,364
August	5,324	6,657
September	6,788	8,079
October	8,473	9,378
November	10,093	11,089
December	11,577	12,361
January	12,674	13,774
February	14,488	15,339
March	16,043	17,083
April	16,500	17,624
May	16,529	17,631
June	16,529	17,631

### QUALITY

	Quantity	Base Number	Contract	AT	Region	England
% of FP17s for the same patient ID Re-attending within 3 months - Children	85	1,131	7.5%	12.2%	12.3%	11.8%
% of FP17s for the same patient ID Re-attending within 3 months - Adults	667	7,116	9.4%	16.2%	15.9%	15.7%
% of FP17s for the same patient ID Re-attending between 3 & 9 months - Children	541	1,131	47.8%	58.0%	60.2%	58.9%
% of FP17s for the same patient ID Re-attending between 3 & 9 months - Adults	2,676	7,116	37.6%	50.9%	53.0%	50.8%
% of FP17s for Band 1 Urgent Courses	567	8,298	6.8%	10.1%	9.1%	9.1%
% of FP17s Relating to Free Repair or Replacements	69	8,298	0.8%	0.8%	1.0%	0.8%
% of FP17s Relating to Continuations	116	8,298	1.4%	0.9%	1.0%	0.9%
% of Patients satisfied with the dentistry they have received	3	3	N/A	92.8%	93.2%	92.5%
% of Patients satisfied with the time they had to wait for an appointment	3	3	N/A	86.8%	88.1%	87.0%

\* This is based on patients treated on this contract for their most recent course of treatment. Figures in italics indicate the base number of FP17s or Patient Questionnaire responses are less than 100. N/A is shown where the base number of responses is less than 10 during the period. % is calculated as Quantity/Base number\*100

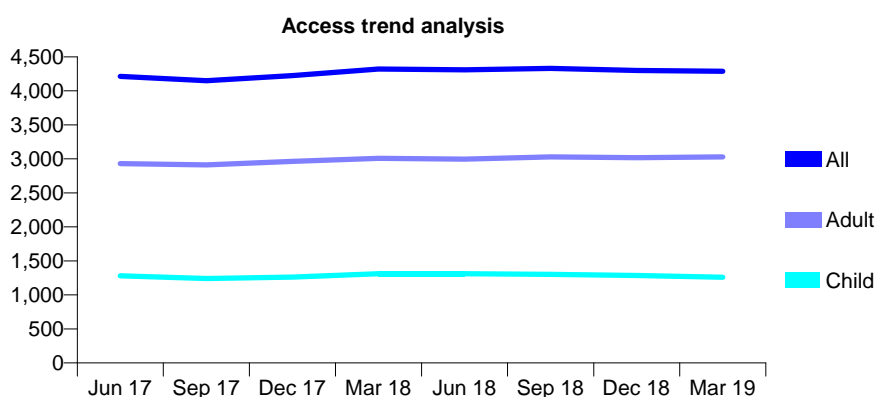
## Q46 - Vital Signs At a Glance Contract Report for 101370/0054 - Year end March 2019

Name or company name	Petrie Tucker & Partners Ltd
Contract type name	GDS Contract
Purpose of contract	General
Contract start date	01/04/2006
Contract end date	

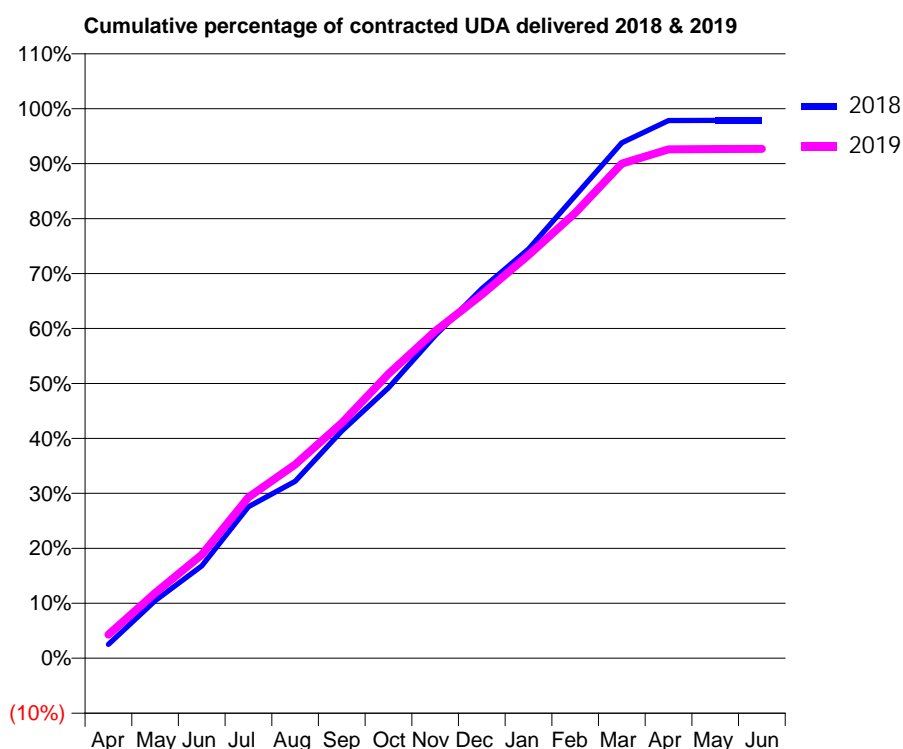
18/19 Contracted general activity (UDA)	12,205
Carry forward general activity (UDA)	95
18/19 Contracted orthodontic activity (UOA)	0
Carry forward orthodontic activity (UOA)	0
Baseline contract value	£348,850.29

### ACCESS\*

Patients seen in 24 months	Total	Change since previous quarter
Quarter ending March 2018	4,320	
Quarter ending June 2018	4,308	→
Quarter ending September 2018	4,331	→
Quarter ending December 2018	4,301	→
Quarter ending March 2019	4,289	→
<b>Variance since March 2018</b>	<b>(0.7%)</b>	→



### ACTIVITY



Adjusted Scheduled Activity (UDA)		
Month	2018	2019
April	307	526
May	1,277	1,450
June	2,051	2,300
July	3,367	3,574
August	3,929	4,301
September	5,044	5,223
October	6,006	6,315
November	7,165	7,265
December	8,204	8,073
January	9,085	8,953
February	10,270	9,891
March	11,447	10,983
April	11,940	11,299
May	11,942	11,309
June	11,943	11,311

### QUALITY

	Quantity	Base Number	Contract	AT	Region	England
% of FP17s for the same patient ID Re-attending within 3 months - Children	110	1,873	5.9%	12.2%	12.3%	11.8%
% of FP17s for the same patient ID Re-attending within 3 months - Adults	533	3,949	13.5%	16.2%	15.9%	15.7%
% of FP17s for the same patient ID Re-attending between 3 & 9 months - Children	1,216	1,873	64.9%	58.0%	60.2%	58.9%
% of FP17s for the same patient ID Re-attending between 3 & 9 months - Adults	2,057	3,949	52.1%	50.9%	53.0%	50.8%
% of FP17s for Band 1 Urgent Courses	467	5,777	8.1%	10.1%	9.1%	9.1%
% of FP17s Relating to Free Repair or Replacements	36	5,777	0.6%	0.8%	1.0%	0.8%
% of FP17s Relating to Continuations	126	5,777	2.2%	0.9%	1.0%	0.9%
% of Patients satisfied with the dentistry they have received	0	0	N/A	92.8%	93.2%	92.5%
% of Patients satisfied with the time they had to wait for an appointment	0	0	N/A	86.8%	88.1%	87.0%

\* This is based on patients treated on this contract for their most recent course of treatment.

Figures in italics indicate the base number of FP17s or Patient Questionnaire responses are less than 100. N/A is shown where the base number of responses is less than 10 during the period. % is calculated as Quantity/Base number\*100

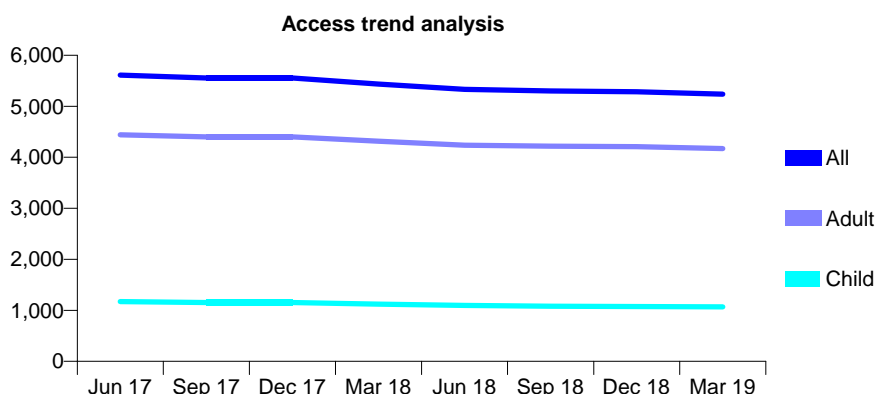
## Q46 - Vital Signs At a Glance Contract Report for 101370/0110 - Year end March 2019

Name or company name	Petrie Tucker & Partners Ltd
Contract type name	GDS Contract
Purpose of contract	General
Contract start date	01/11/2008
Contract end date	

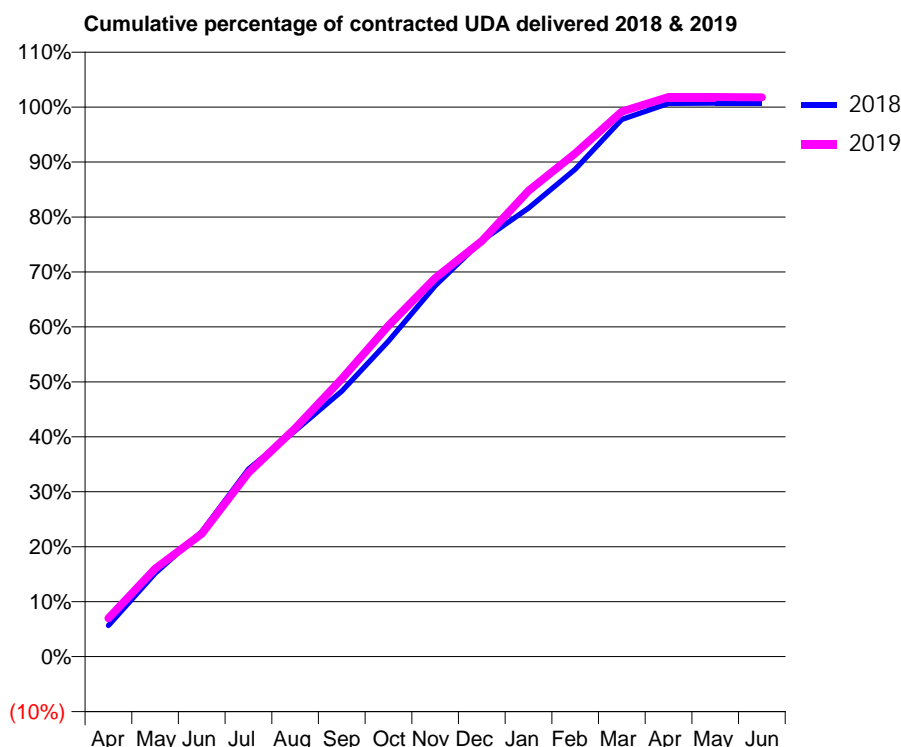
18/19 Contracted general activity (UDA)	16,622
Carry forward general activity (UDA)	-118
18/19 Contracted orthodontic activity (UOA)	0
Carry forward orthodontic activity (UOA)	0
Baseline contract value	£502,729.09

### ACCESS\*

Patients seen in 24 months	Total	Change since previous quarter
Quarter ending March 2018	5,437	
Quarter ending June 2018	5,333	↓
Quarter ending September 2018	5,300	→
Quarter ending December 2018	5,284	→
Quarter ending March 2019	5,239	→
<b>Variance since March 2018</b>	<b>(3.6%)</b>	<b>↓</b>



### ACTIVITY



Adjusted Scheduled Activity (UDA)		
Month	2018	2019
April	943	1,158
May	2,518	2,662
June	3,778	3,716
July	5,675	5,565
August	6,830	6,906
September	8,027	8,401
October	9,541	10,013
November	11,219	11,450
December	12,579	12,571
January	13,566	14,086
February	14,741	15,222
March	16,247	16,485
April	16,735	16,923
May	16,740	16,926
June	16,740	16,916

### QUALITY

	Quantity	Base Number	Contract	AT	Region	England
% of FP17s for the same patient ID Re-attending within 3 months - Children	110	1,522	7.2%	12.2%	12.3%	11.8%
% of FP17s for the same patient ID Re-attending within 3 months - Adults	805	6,167	13.1%	16.2%	15.9%	15.7%
% of FP17s for the same patient ID Re-attending between 3 & 9 months - Children	863	1,522	56.7%	58.0%	60.2%	58.9%
% of FP17s for the same patient ID Re-attending between 3 & 9 months - Adults	3,469	6,167	56.3%	50.9%	53.0%	50.8%
% of FP17s for Band 1 Urgent Courses	669	7,659	8.7%	10.1%	9.1%	9.1%
% of FP17s Relating to Free Repair or Replacements	95	7,659	1.2%	0.8%	1.0%	0.8%
% of FP17s Relating to Continuations	107	7,659	1.4%	0.9%	1.0%	0.9%
% of Patients satisfied with the dentistry they have received	2	2	N/A	92.8%	93.2%	92.5%
% of Patients satisfied with the time they had to wait for an appointment	1	2	N/A	86.8%	88.1%	87.0%

\* This is based on patients treated on this contract for their most recent course of treatment.  
 Figures in *italics* indicate the base number of FP17s or Patient Questionnaire responses are less than 100. N/A is shown where the base number of responses is less than 10 during the period. % is calculated as Quantity/Base number\*100

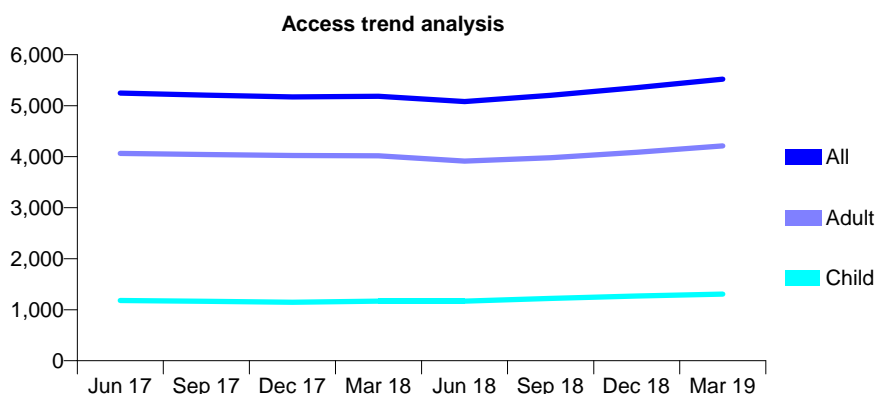
## Q46 - Vital Signs At a Glance Contract Report for 101435/0141 - Year end March 2019

Name or company name	IDH Limited
Contract type name	GDS Contract
Purpose of contract	General
Contract start date	01/01/2011
Contract end date	

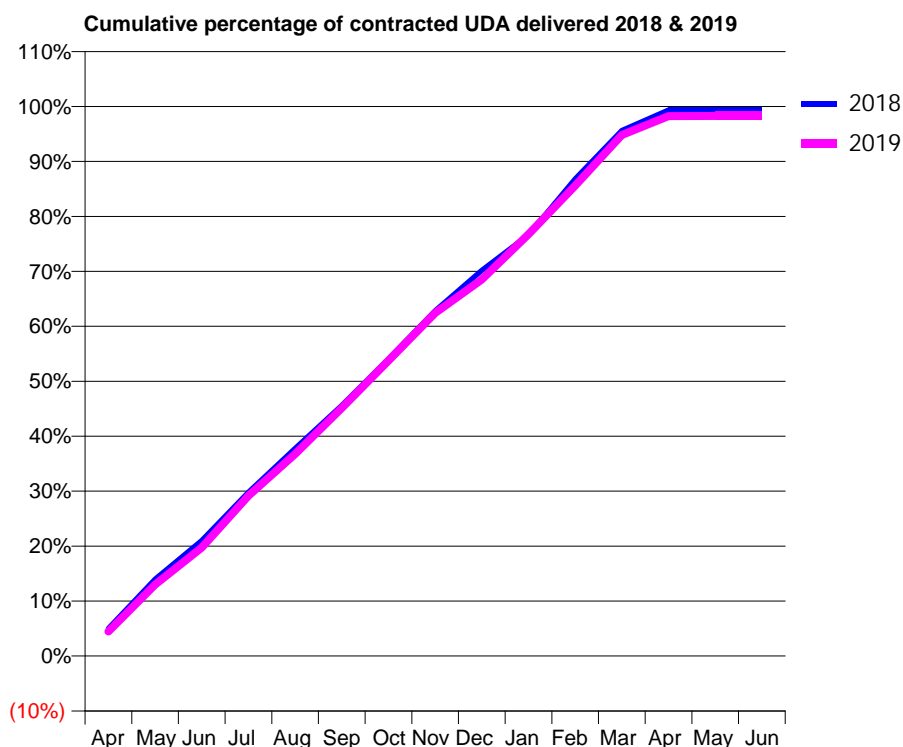
18/19 Contracted general activity (UDA)	22,869
Carry forward general activity (UDA)	148
18/19 Contracted orthodontic activity (UOA)	0
Carry forward orthodontic activity (UOA)	0
Baseline contract value	£649,027.17

### ACCESS\*

Patients seen in 24 months	Total	Change since previous quarter
Quarter ending March 2018	5,185	
Quarter ending June 2018	5,082	↓
Quarter ending September 2018	5,204	↑
Quarter ending December 2018	5,353	↑
Quarter ending March 2019	5,519	↑
<b>Variance since March 2018</b>	<b>6.4%</b>	<b>↑</b>



### ACTIVITY



Adjusted Scheduled Activity (UDA)		
Month	2018	2019
April	1,153	1,024
May	3,200	2,980
June	4,808	4,515
July	6,816	6,668
August	8,644	8,413
September	10,426	10,318
October	12,365	12,288
November	14,372	14,276
December	16,047	15,671
January	17,530	17,550
February	19,860	19,579
March	21,869	21,682
April	22,721	22,470
May	22,721	22,471
June	22,721	22,471

### QUALITY

	Quantity	Base Number	Contract	AT	Region	England
% of FP17s for the same patient ID Re-attending within 3 months - Children	132	1,906	6.9%	12.2%	12.3%	11.8%
% of FP17s for the same patient ID Re-attending within 3 months - Adults	978	6,406	15.3%	16.2%	15.9%	15.7%
% of FP17s for the same patient ID Re-attending between 3 & 9 months - Children	1,047	1,906	54.9%	58.0%	60.2%	58.9%
% of FP17s for the same patient ID Re-attending between 3 & 9 months - Adults	3,626	6,406	56.6%	50.9%	53.0%	50.8%
% of FP17s for Band 1 Urgent Courses	699	8,296	8.4%	10.1%	9.1%	9.1%
% of FP17s Relating to Free Repair or Replacements	111	8,296	1.3%	0.8%	1.0%	0.8%
% of FP17s Relating to Continuations	134	8,296	1.6%	0.9%	1.0%	0.9%
% of Patients satisfied with the dentistry they have received	1	1	N/A	92.8%	93.2%	92.5%
% of Patients satisfied with the time they had to wait for an appointment	1	1	N/A	86.8%	88.1%	87.0%

\* This is based on patients treated on this contract for their most recent course of treatment.

Figures in italics indicate the base number of FP17s or Patient Questionnaire responses are less than 100. N/A is shown where the base number of responses is less than 10 during the period. % is calculated as Quantity/Base number\*100

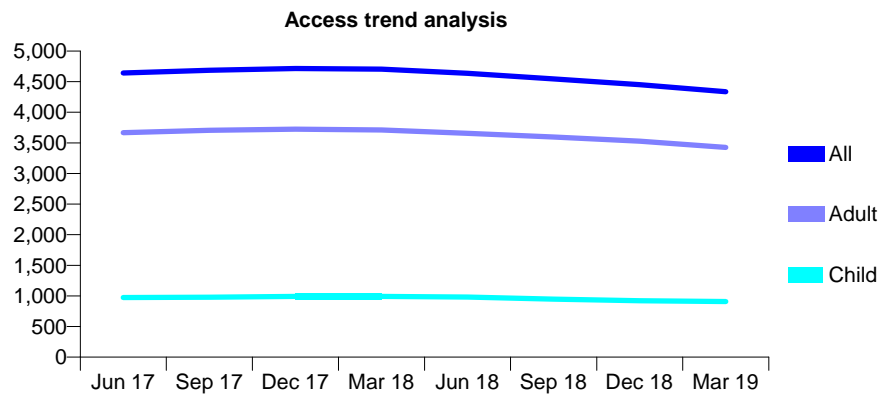
## Q46 - Vital Signs At a Glance Contract Report for 101516/0001 - Year end March 2019

Name or company name	The Crab Tree Lane and Church Street Der
Contract type name	GDS Contract
Purpose of contract	General
Contract start date	03/12/2012
Contract end date	

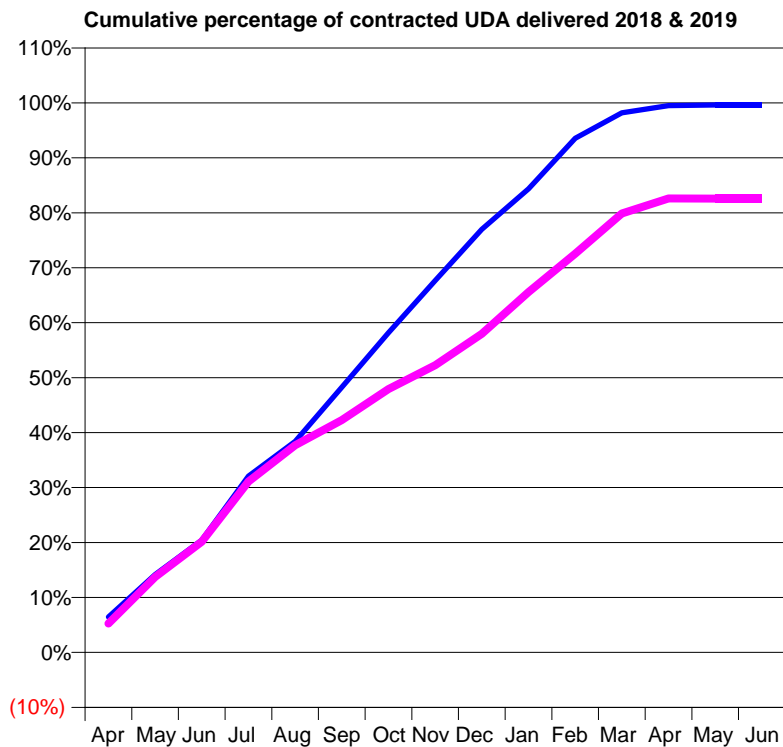
18/19 Contracted general activity (UDA)	13,261
Carry forward general activity (UDA)	54
18/19 Contracted orthodontic activity (UOA)	0
Carry forward orthodontic activity (UOA)	0
Baseline contract value	£395,520.68

### ACCESS\*

Patients seen in 24 months	Total	Change since previous quarter
Quarter ending March 2018	4,704	
Quarter ending June 2018	4,637	↓
Quarter ending September 2018	4,545	↓
Quarter ending December 2018	4,450	↓
Quarter ending March 2019	4,336	↓
<b>Variance since March 2018</b>	<b>(7.8%)</b>	<b>↓</b>



### ACTIVITY



Adjusted Scheduled Activity (UDA)		
Month	2018	2019
April	858	697
May	1,877	1,820
June	2,707	2,668
July	4,255	4,124
August	5,092	5,000
September	6,395	5,607
October	7,716	6,353
November	8,973	6,931
December	10,211	7,686
January	11,184	8,694
February	12,408	9,619
March	13,020	10,593
April	13,196	10,954
May	13,207	10,948
June	13,207	10,948

### QUALITY

	Quantity	Base Number	Contract	AT	Region	England
% of FP17s for the same patient ID Re-attending within 3 months - Children	102	1,259	8.1%	12.2%	12.3%	11.8%
% of FP17s for the same patient ID Re-attending within 3 months - Adults	669	4,570	14.6%	16.2%	15.9%	15.7%
% of FP17s for the same patient ID Re-attending between 3 & 9 months - Children	755	1,259	60.0%	58.0%	60.2%	58.9%
% of FP17s for the same patient ID Re-attending between 3 & 9 months - Adults	2,549	4,570	55.8%	50.9%	53.0%	50.8%
% of FP17s for Band 1 Urgent Courses	705	5,910	11.9%	10.1%	9.1%	9.1%
% of FP17s Relating to Free Repair or Replacements	124	5,910	2.1%	0.8%	1.0%	0.8%
% of FP17s Relating to Continuations	83	5,910	1.4%	0.9%	1.0%	0.9%
% of Patients satisfied with the dentistry they have received	0	0	N/A	92.8%	93.2%	92.5%
% of Patients satisfied with the time they had to wait for an appointment	0	0	N/A	86.8%	88.1%	87.0%

\* This is based on patients treated on this contract for their most recent course of treatment. Figures in italics indicate the base number of FP17s or Patient Questionnaire responses are less than 100. N/A is shown where the base number of responses is less than 10 during the period. % is calculated as Quantity/Base number\*100



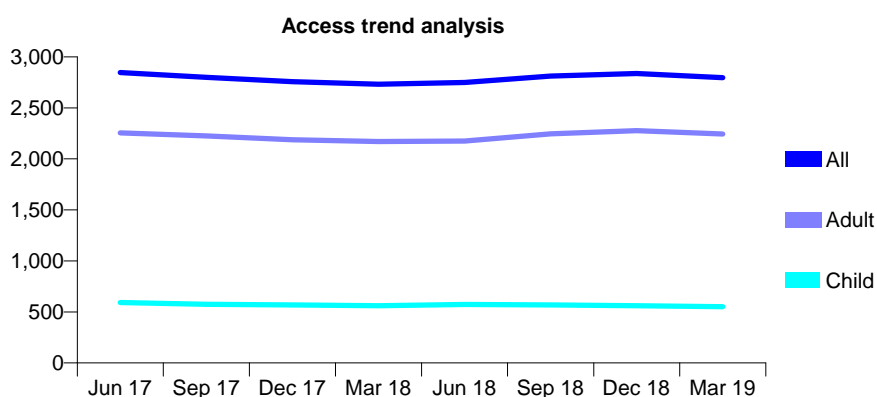
## Q46 - Vital Signs At a Glance Contract Report for 101516/0002 - Year end March 2019

Name or company name	The Crab Tree Lane and Church Street Der
Contract type name	GDS Contract
Purpose of contract	General
Contract start date	03/12/2012
Contract end date	

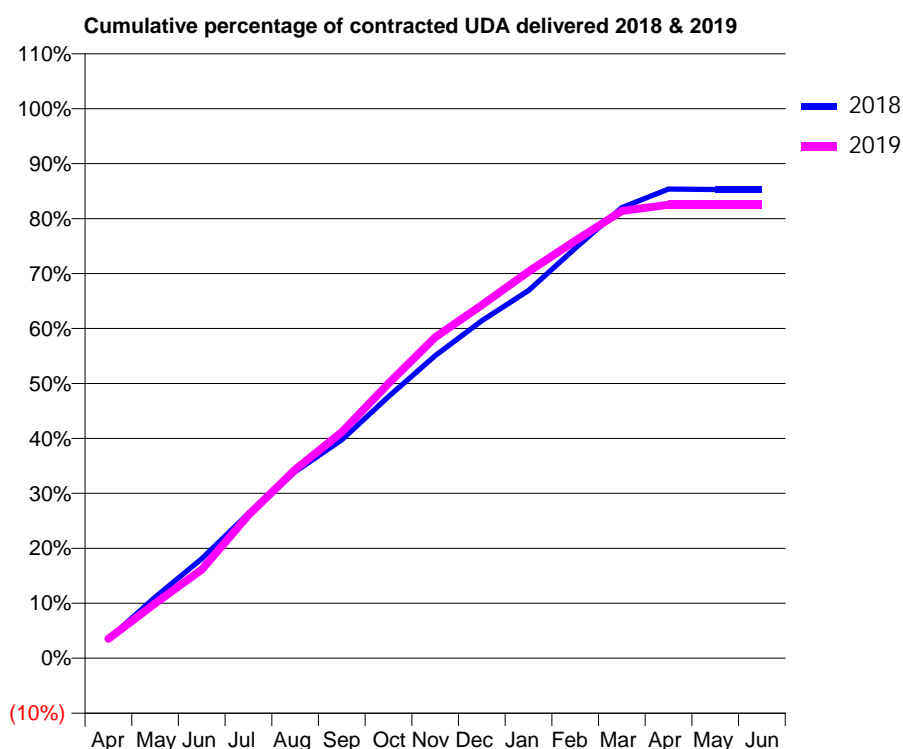
18/19 Contracted general activity (UDA)	11,024
Carry forward general activity (UDA)	0
18/19 Contracted orthodontic activity (UOA)	0
Carry forward orthodontic activity (UOA)	0
Baseline contract value	£366,814.00

### ACCESS\*

Patients seen in 24 months	Total	Change since previous quarter
Quarter ending March 2018	2,731	
Quarter ending June 2018	2,748	→
Quarter ending September 2018	2,813	↑
Quarter ending December 2018	2,837	→
Quarter ending March 2019	2,795	↓
<b>Variance since March 2018</b>	<b>2.3%</b>	<b>↑</b>



### ACTIVITY



Adjusted Scheduled Activity (UDA)		
Month	2018	2019
April	384	390
May	1,227	1,100
June	1,998	1,777
July	2,903	2,873
August	3,741	3,783
September	4,379	4,535
October	5,248	5,512
November	6,069	6,438
December	6,770	7,085
January	7,376	7,755
February	8,223	8,375
March	9,038	8,972
April	9,414	9,098
May	9,403	9,096
June	9,403	9,096

### QUALITY

	Quantity	Base Number	Contract	AT	Region	England
% of FP17s for the same patient ID Re-attending within 3 months - Children	74	727	10.2%	12.2%	12.3%	11.8%
% of FP17s for the same patient ID Re-attending within 3 months - Adults	642	3,201	20.1%	16.2%	15.9%	15.7%
% of FP17s for the same patient ID Re-attending between 3 & 9 months - Children	351	727	48.3%	58.0%	60.2%	58.9%
% of FP17s for the same patient ID Re-attending between 3 & 9 months - Adults	1,503	3,201	47.0%	50.9%	53.0%	50.8%
% of FP17s for Band 1 Urgent Courses	386	3,890	9.9%	10.1%	9.1%	9.1%
% of FP17s Relating to Free Repair or Replacements	108	3,890	2.8%	0.8%	1.0%	0.8%
% of FP17s Relating to Continuations	98	3,890	2.5%	0.9%	1.0%	0.9%
% of Patients satisfied with the dentistry they have received	0	0	N/A	92.8%	93.2%	92.5%
% of Patients satisfied with the time they had to wait for an appointment	0	0	N/A	86.8%	88.1%	87.0%

\* This is based on patients treated on this contract for their most recent course of treatment. Figures in italics indicate the base number of FP17s or Patient Questionnaire responses are less than 100. N/A is shown where the base number of responses is less than 10 during the period. % is calculated as Quantity/Base number\*100

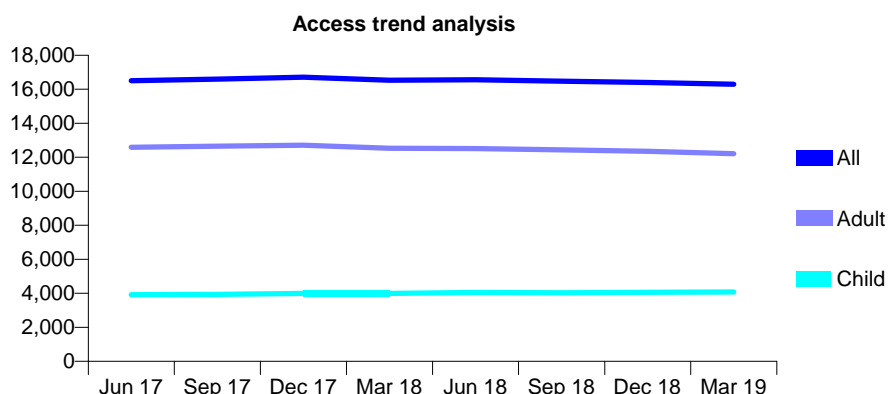
## Q46 - Vital Signs At a Glance Contract Report for 102903/0001 - Year end March 2019

Name or company name	Fogg, Whittingham & Casserley
Contract type name	GDS Contract
Purpose of contract	General and Orthodontic
Contract start date	01/04/2006
Contract end date	

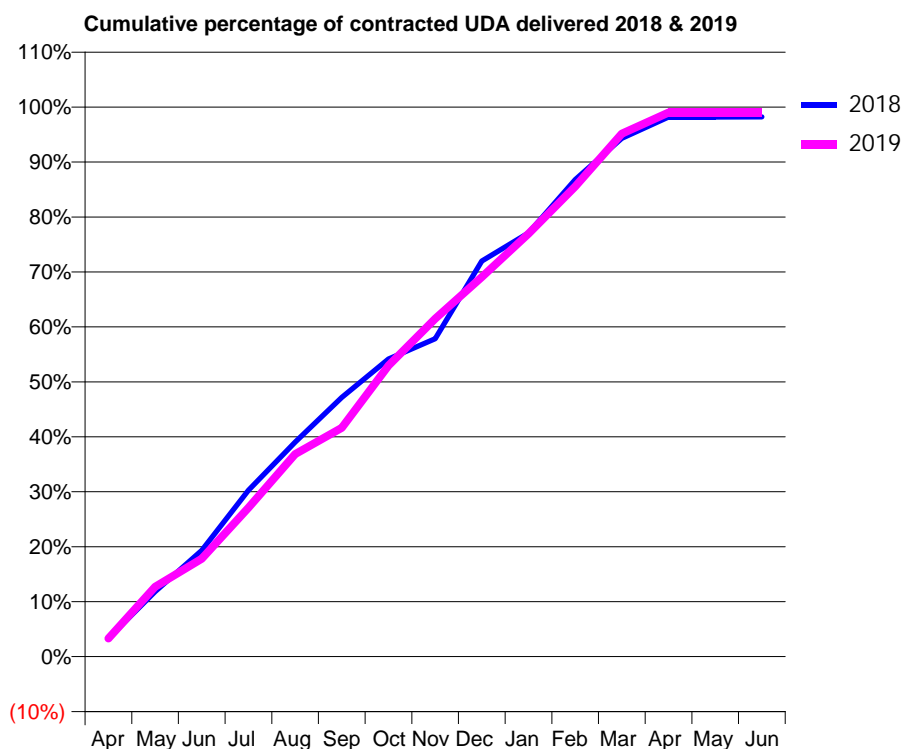
18/19 Contracted general activity (UDA)	39,616
Carry forward general activity (UDA)	344
18/19 Contracted orthodontic activity (UOA)	1,111
Carry forward orthodontic activity (UOA)	-8
Baseline contract value	£1,210,533.94

### ACCESS\*

Patients seen in 24 months	Total	Change since previous quarter
Quarter ending March 2018	16,532	
Quarter ending June 2018	16,558	→
Quarter ending September 2018	16,473	→
Quarter ending December 2018	16,406	→
Quarter ending March 2019	16,295	→
<b>Variance since March 2018</b>	<b>(1.4%)</b>	<b>↓</b>



### ACTIVITY



Adjusted Scheduled Activity (UDA)		
Month	2018	2019
April	1,324	1,316
May	4,700	5,042
June	7,658	7,062
July	11,993	10,738
August	15,466	14,595
September	18,682	16,493
October	21,457	20,981
November	22,912	24,361
December	28,512	27,356
January	30,549	30,488
February	34,388	33,891
March	37,365	37,696
April	38,903	39,217
May	38,901	39,216
June	38,912	39,222

### QUALITY

	Quantity	Base Number	Contract	AT	Region	England
% of FP17s for the same patient ID Re-attending within 3 months - Children	1,462	7,851	18.6%	12.2%	12.3%	11.8%
% of FP17s for the same patient ID Re-attending within 3 months - Adults	2,840	16,128	17.6%	16.2%	15.9%	15.7%
% of FP17s for the same patient ID Re-attending between 3 & 9 months - Children	4,302	7,851	54.8%	58.0%	60.2%	58.9%
% of FP17s for the same patient ID Re-attending between 3 & 9 months - Adults	7,155	16,128	44.4%	50.9%	53.0%	50.8%
% of FP17s for Band 1 Urgent Courses	2,696	22,014	12.2%	10.1%	9.1%	9.1%
% of FP17s Relating to Free Repair or Replacements	353	22,014	1.6%	0.8%	1.0%	0.8%
% of FP17s Relating to Continuations	131	22,014	0.6%	0.9%	1.0%	0.9%
% of Patients satisfied with the dentistry they have received	8	8	N/A	92.8%	93.2%	92.5%
% of Patients satisfied with the time they had to wait for an appointment	7	8	N/A	86.8%	88.1%	87.0%

\* This is based on patients treated on this contract for their most recent course of treatment.

Figures in italics indicate the base number of FP17s or Patient Questionnaire responses are less than 100. N/A is shown where the base number of responses is less than 10 during the period. % is calculated as Quantity/Base number\*100

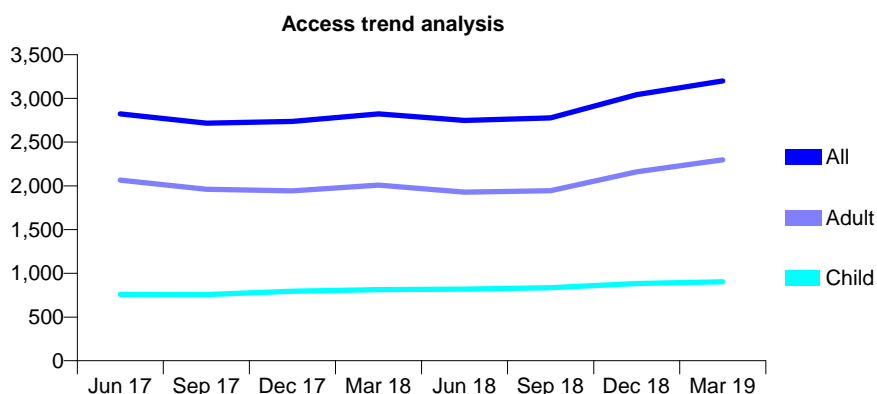
## Q46 - Vital Signs At a Glance Contract Report for 103152/0001 - Year end March 2019

Name or company name	Park House Dental Practice, Ramsbottom
Contract type name	GDS Contract
Purpose of contract	General
Contract start date	26/08/2014
Contract end date	

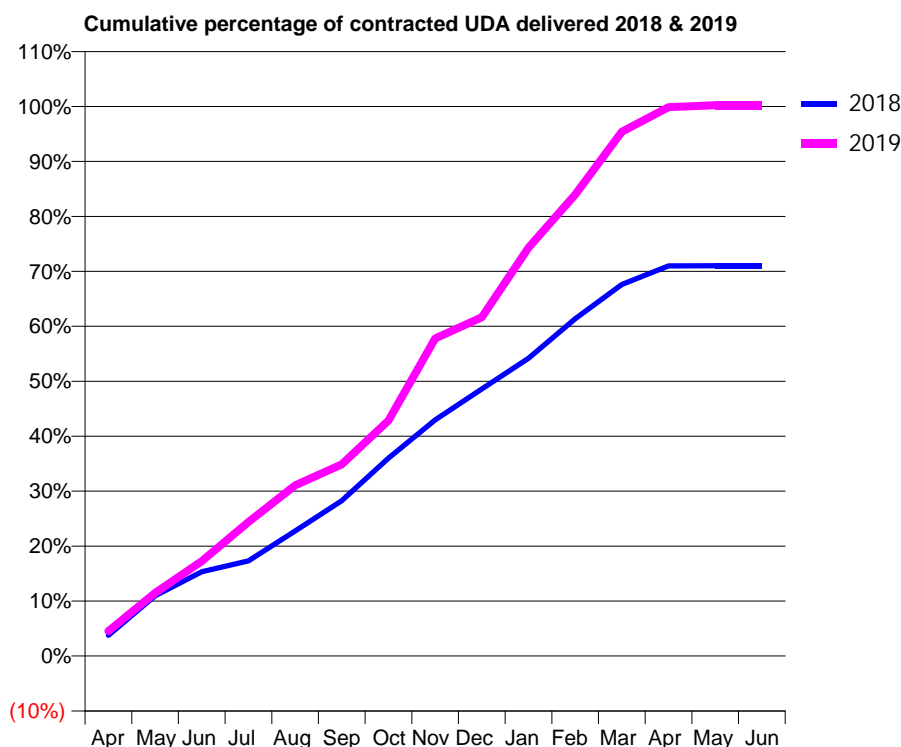
18/19 Contracted general activity (UDA)	10,000
Carry forward general activity (UDA)	0
18/19 Contracted orthodontic activity (UOA)	0
Carry forward orthodontic activity (UOA)	0
Baseline contract value	£262,366.80

### ACCESS\*

Patients seen in 24 months	Total	Change since previous quarter
Quarter ending March 2018	2,823	
Quarter ending June 2018	2,748	↓
Quarter ending September 2018	2,778	→
Quarter ending December 2018	3,043	↑
Quarter ending March 2019	3,200	↑
<b>Variance since March 2018</b>	<b>13.4%</b>	<b>↑</b>



### ACTIVITY



Adjusted Scheduled Activity (UDA)		
Month	2018	2019
April	378	452
May	1,097	1,149
June	1,536	1,727
July	1,732	2,441
August	2,277	3,108
September	2,825	3,487
October	3,600	4,288
November	4,298	5,779
December	4,859	6,163
January	5,417	7,428
February	6,138	8,398
March	6,759	9,539
April	7,100	9,988
May	7,101	10,022
June	7,101	10,022

### QUALITY

	Quantity	Base Number	Contract	AT	Region	England
% of FP17s for the same patient ID Re-attending within 3 months - Children	77	1,282	6.0%	12.2%	12.3%	11.8%
% of FP17s for the same patient ID Re-attending within 3 months - Adults	364	2,931	12.4%	16.2%	15.9%	15.7%
% of FP17s for the same patient ID Re-attending between 3 & 9 months - Children	676	1,282	52.7%	58.0%	60.2%	58.9%
% of FP17s for the same patient ID Re-attending between 3 & 9 months - Adults	1,277	2,931	43.6%	50.9%	53.0%	50.8%
% of FP17s for Band 1 Urgent Courses	313	4,236	7.4%	10.1%	9.1%	9.1%
% of FP17s Relating to Free Repair or Replacements	43	4,236	1.0%	0.8%	1.0%	0.8%
% of FP17s Relating to Continuations	39	4,236	0.9%	0.9%	1.0%	0.9%
% of Patients satisfied with the dentistry they have received	3	3	N/A	92.8%	93.2%	92.5%
% of Patients satisfied with the time they had to wait for an appointment	3	3	N/A	86.8%	88.1%	87.0%

\* This is based on patients treated on this contract for their most recent course of treatment.

Figures in italics indicate the base number of FP17s or Patient Questionnaire responses are less than 100. N/A is shown where the base number of responses is less than 10 during the period. % is calculated as Quantity/Base number\*100

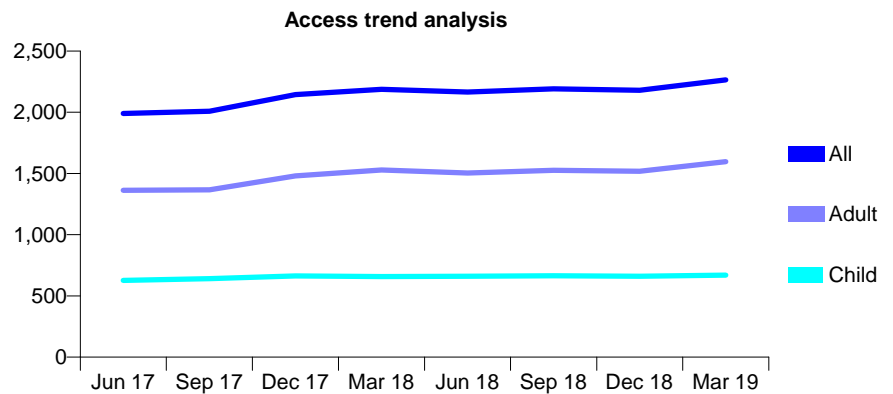
## Q46 - Vital Signs At a Glance Contract Report for 103721/0001 - Year end March 2019

Name or company name	Ocean Dental Ltd
Contract type name	GDS Contract
Purpose of contract	General
Contract start date	01/10/2009
Contract end date	

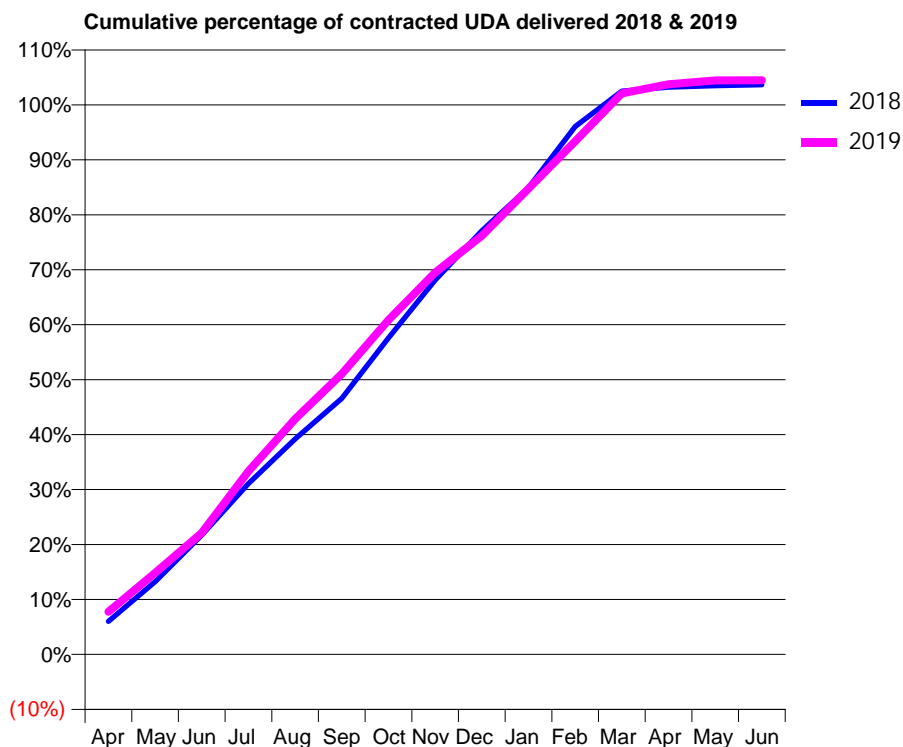
18/19 Contracted general activity (UDA)	5,600
Carry forward general activity (UDA)	-112
18/19 Contracted orthodontic activity (UOA)	0
Carry forward orthodontic activity (UOA)	0
Baseline contract value	£165,258.73

### ACCESS\*

Patients seen in 24 months	Total	Change since previous quarter
Quarter ending March 2018	2,188	
Quarter ending June 2018	2,165	↓
Quarter ending September 2018	2,191	→
Quarter ending December 2018	2,179	→
Quarter ending March 2019	2,265	↑
<b>Variance since March 2018</b>	<b>3.5%</b>	<b>↑</b>



### ACTIVITY



Adjusted Scheduled Activity (UDA)		
Month	2018	2019
April	338	436
May	741	831
June	1,216	1,239
July	1,741	1,866
August	2,197	2,399
September	2,609	2,858
October	3,225	3,407
November	3,815	3,893
December	4,315	4,265
January	4,758	4,746
February	5,380	5,229
March	5,740	5,717
April	5,780	5,810
May	5,796	5,850
June	5,805	5,851

### QUALITY

	Quantity	Base Number	Contract	AT	Region	England
% of FP17s for the same patient ID Re-attending within 3 months - Children	108	1,044	10.3%	12.2%	12.3%	11.8%
% of FP17s for the same patient ID Re-attending within 3 months - Adults	255	2,076	12.3%	16.2%	15.9%	15.7%
% of FP17s for the same patient ID Re-attending between 3 & 9 months - Children	635	1,044	60.8%	58.0%	60.2%	58.9%
% of FP17s for the same patient ID Re-attending between 3 & 9 months - Adults	1,090	2,076	52.5%	50.9%	53.0%	50.8%
% of FP17s for Band 1 Urgent Courses	285	3,157	9.0%	10.1%	9.1%	9.1%
% of FP17s Relating to Free Repair or Replacements	1	3,157	0.0%	0.8%	1.0%	0.8%
% of FP17s Relating to Continuations	0	3,157	0.0%	0.9%	1.0%	0.9%
% of Patients satisfied with the dentistry they have received	0	0	N/A	92.8%	93.2%	92.5%
% of Patients satisfied with the time they had to wait for an appointment	0	0	N/A	86.8%	88.1%	87.0%

\* This is based on patients treated on this contract for their most recent course of treatment. Figures in italics indicate the base number of FP17s or Patient Questionnaire responses are less than 100. N/A is shown where the base number of responses is less than 10 during the period. % is calculated as Quantity/Base number\*100

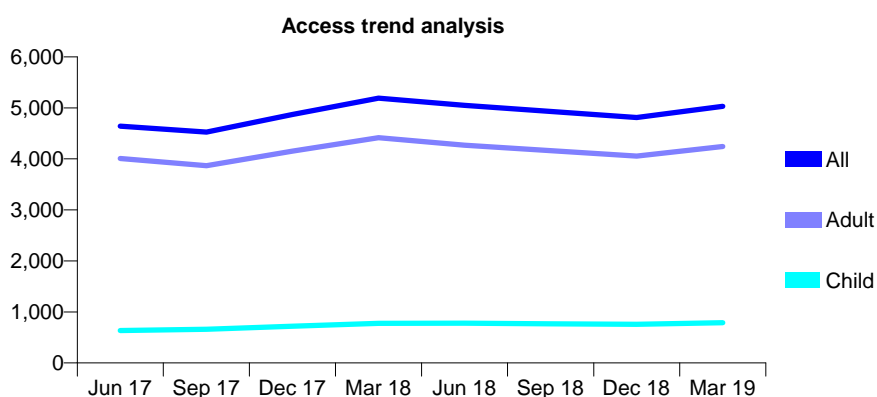
## Q46 - Vital Signs At a Glance Contract Report for 103721/0002 - Year end March 2019

Name or company name	Ocean Dental Ltd
Contract type name	GDS Contract
Purpose of contract	General
Contract start date	01/06/2010
Contract end date	

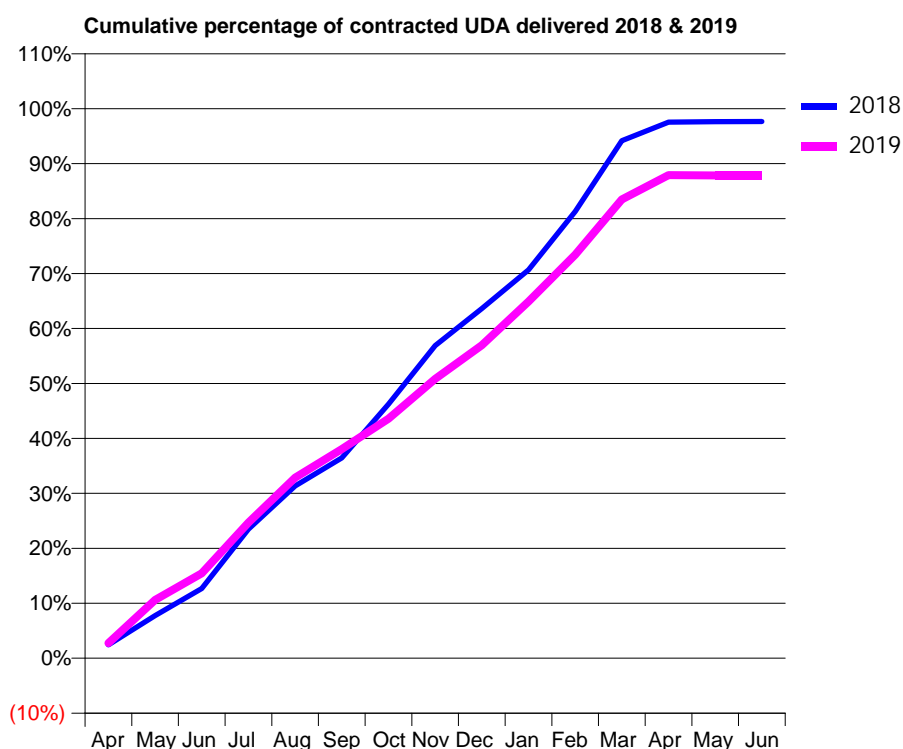
18/19 Contracted general activity (UDA)	12,000
Carry forward general activity (UDA)	281
18/19 Contracted orthodontic activity (UOA)	0
Carry forward orthodontic activity (UOA)	0
Baseline contract value	£338,745.79

### ACCESS\*

Patients seen in 24 months	Total	Change since previous quarter
Quarter ending March 2018	5,192	
Quarter ending June 2018	5,049	↓
Quarter ending September 2018	4,929	↓
Quarter ending December 2018	4,812	↓
Quarter ending March 2019	5,032	↑
<b>Variance since March 2018</b>	<b>(3.1%)</b>	<b>↓</b>



### ACTIVITY



Adjusted Scheduled Activity (UDA)		
Month	2018	2019
April	292	332
May	932	1,274
June	1,521	1,854
July	2,817	2,962
August	3,765	3,945
September	4,372	4,569
October	5,550	5,230
November	6,826	6,101
December	7,635	6,833
January	8,478	7,790
February	9,758	8,812
March	11,299	10,020
April	11,705	10,550
May	11,716	10,543
June	11,719	10,542

### QUALITY

	Quantity	Base Number	Contract	AT	Region	England
% of FP17s for the same patient ID Re-attending within 3 months - Children	129	1,236	10.4%	12.2%	12.3%	11.8%
% of FP17s for the same patient ID Re-attending within 3 months - Adults	586	5,000	11.7%	16.2%	15.9%	15.7%
% of FP17s for the same patient ID Re-attending between 3 & 9 months - Children	822	1,236	66.5%	58.0%	60.2%	58.9%
% of FP17s for the same patient ID Re-attending between 3 & 9 months - Adults	2,553	5,000	51.1%	50.9%	53.0%	50.8%
% of FP17s for Band 1 Urgent Courses	688	6,256	11.0%	10.1%	9.1%	9.1%
% of FP17s Relating to Free Repair or Replacements	66	6,256	1.1%	0.8%	1.0%	0.8%
% of FP17s Relating to Continuations	14	6,256	0.2%	0.9%	1.0%	0.9%
% of Patients satisfied with the dentistry they have received	0	0	N/A	92.8%	93.2%	92.5%
% of Patients satisfied with the time they had to wait for an appointment	0	0	N/A	86.8%	88.1%	87.0%

\* This is based on patients treated on this contract for their most recent course of treatment.

Figures in italics indicate the base number of FP17s or Patient Questionnaire responses are less than 100. N/A is shown where the base number of responses is less than 10 during the period. % is calculated as Quantity/Base number\*100

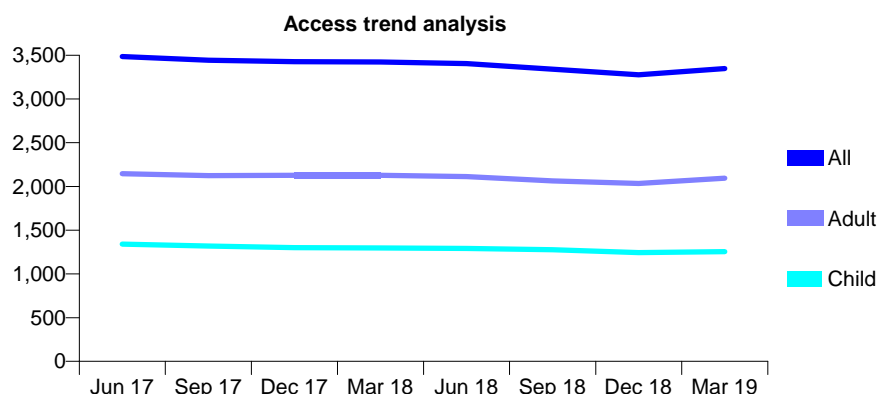
## Q46 - Vital Signs At a Glance Contract Report for 103845/0001 - Year end March 2019

Name or company name	Ian Wood and Partners
Contract type name	GDS Contract
Purpose of contract	General
Contract start date	01/09/2010
Contract end date	

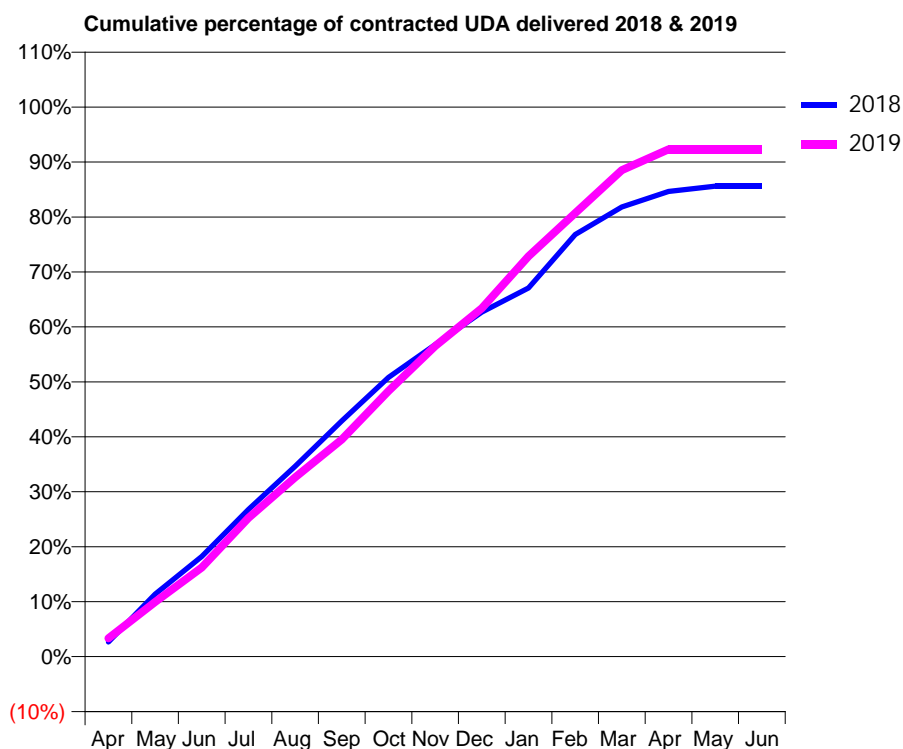
18/19 Contracted general activity (UDA)	9,500
Carry forward general activity (UDA)	0
18/19 Contracted orthodontic activity (UOA)	0
Carry forward orthodontic activity (UOA)	0
Baseline contract value	£244,779.55

### ACCESS\*

Patients seen in 24 months	Total	Change since previous quarter
Quarter ending March 2018	3,423	
Quarter ending June 2018	3,404	→
Quarter ending September 2018	3,341	↓
Quarter ending December 2018	3,277	↓
Quarter ending March 2019	3,349	↑
<b>Variance since March 2018</b>	<b>(2.2%)</b>	<b>↓</b>



### ACTIVITY



Adjusted Scheduled Activity (UDA)		
Month	2018	2019
April	255	317
May	1,081	943
June	1,729	1,540
July	2,544	2,398
August	3,291	3,100
September	4,075	3,751
October	4,826	4,591
November	5,394	5,367
December	5,956	6,022
January	6,374	6,921
February	7,298	7,665
March	7,774	8,410
April	8,040	8,767
May	8,131	8,768
June	8,131	8,768

### QUALITY

	Quantity	Base Number	Contract	AT	Region	England
% of FP17s for the same patient ID Re-attending within 3 months - Children	246	2,171	11.3%	12.2%	12.3%	11.8%
% of FP17s for the same patient ID Re-attending within 3 months - Adults	485	2,782	17.4%	16.2%	15.9%	15.7%
% of FP17s for the same patient ID Re-attending between 3 & 9 months - Children	1,309	2,171	60.3%	58.0%	60.2%	58.9%
% of FP17s for the same patient ID Re-attending between 3 & 9 months - Adults	1,389	2,782	49.9%	50.9%	53.0%	50.8%
% of FP17s for Band 1 Urgent Courses	272	4,901	5.5%	10.1%	9.1%	9.1%
% of FP17s Relating to Free Repair or Replacements	23	4,901	0.5%	0.8%	1.0%	0.8%
% of FP17s Relating to Continuations	134	4,901	2.7%	0.9%	1.0%	0.9%
% of Patients satisfied with the dentistry they have received	0	0	N/A	92.8%	93.2%	92.5%
% of Patients satisfied with the time they had to wait for an appointment	0	0	N/A	86.8%	88.1%	87.0%

\* This is based on patients treated on this contract for their most recent course of treatment.  
 Figures in *italics* indicate the base number of FP17s or Patient Questionnaire responses are less than 100. N/A is shown where the base number of responses is less than 10 during the period. % is calculated as Quantity/Base number\*100

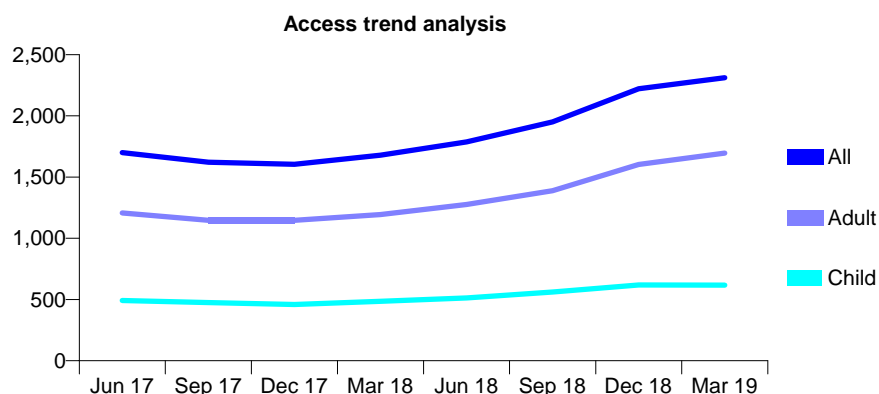
## Q46 - Vital Signs At a Glance Contract Report for 106984/0006 - Year end March 2019

Name or company name	Ravat and Ray Dental Care (Salford) Ltd
Contract type name	GDS Contract
Purpose of contract	General
Contract start date	01/04/2013
Contract end date	

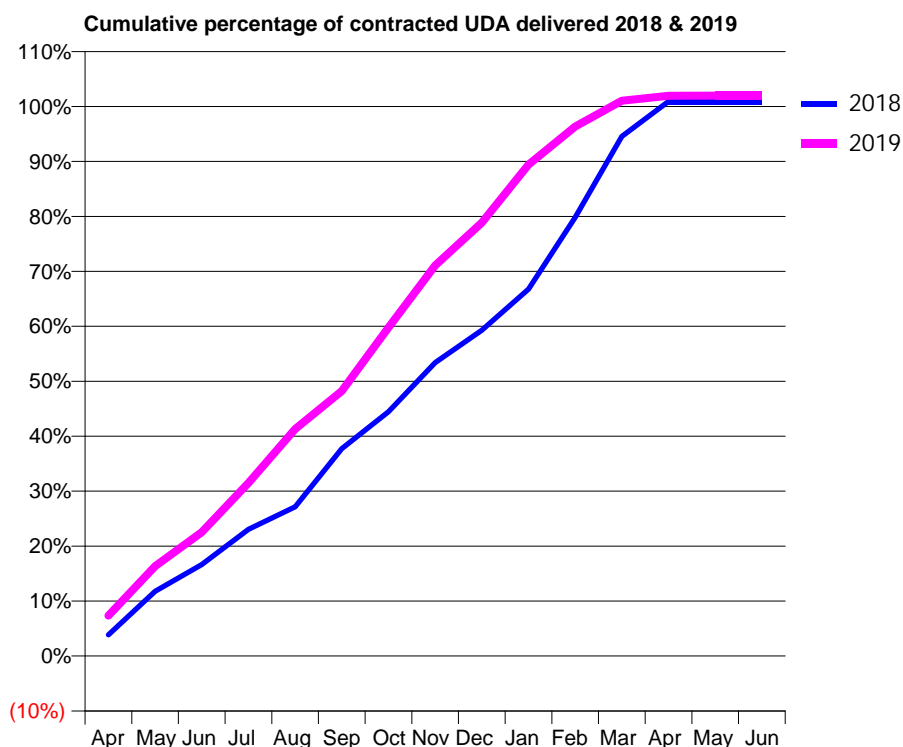
18/19 Contracted general activity (UDA)	7,000
Carry forward general activity (UDA)	-65
18/19 Contracted orthodontic activity (UOA)	0
Carry forward orthodontic activity (UOA)	0
Baseline contract value	£219,697.26

### ACCESS\*

Patients seen in 24 months	Total	Change since previous quarter
Quarter ending March 2018	1,679	
Quarter ending June 2018	1,788	↑
Quarter ending September 2018	1,951	↑
Quarter ending December 2018	2,222	↑
Quarter ending March 2019	2,312	↑
<b>Variance since March 2018</b>	<b>37.7%</b>	<b>↑</b>



### ACTIVITY



Adjusted Scheduled Activity (UDA)		
Month	2018	2019
April	271	515
May	825	1,144
June	1,165	1,578
July	1,615	2,206
August	1,902	2,892
September	2,640	3,375
October	3,114	4,185
November	3,739	4,974
December	4,149	5,521
January	4,674	6,259
February	5,590	6,744
March	6,618	7,073
April	7,064	7,136
May	7,065	7,137
June	7,065	7,137

### QUALITY

	Quantity	Base Number	Contract	AT	Region	England
% of FP17s for the same patient ID Re-attending within 3 months - Children	173	1,078	16.0%	12.2%	12.3%	11.8%
% of FP17s for the same patient ID Re-attending within 3 months - Adults	359	2,434	14.7%	16.2%	15.9%	15.7%
% of FP17s for the same patient ID Re-attending between 3 & 9 months - Children	585	1,078	54.3%	58.0%	60.2%	58.9%
% of FP17s for the same patient ID Re-attending between 3 & 9 months - Adults	1,037	2,434	42.6%	50.9%	53.0%	50.8%
% of FP17s for Band 1 Urgent Courses	274	3,423	8.0%	10.1%	9.1%	9.1%
% of FP17s Relating to Free Repair or Replacements	38	3,423	1.1%	0.8%	1.0%	0.8%
% of FP17s Relating to Continuations	8	3,423	0.2%	0.9%	1.0%	0.9%
% of Patients satisfied with the dentistry they have received	1	2	N/A	92.8%	93.2%	92.5%
% of Patients satisfied with the time they had to wait for an appointment	1	2	N/A	86.8%	88.1%	87.0%

\* This is based on patients treated on this contract for their most recent course of treatment.

Figures in italics indicate the base number of FP17s or Patient Questionnaire responses are less than 100. N/A is shown where the base number of responses is less than 10 during the period. % is calculated as Quantity/Base number\*100



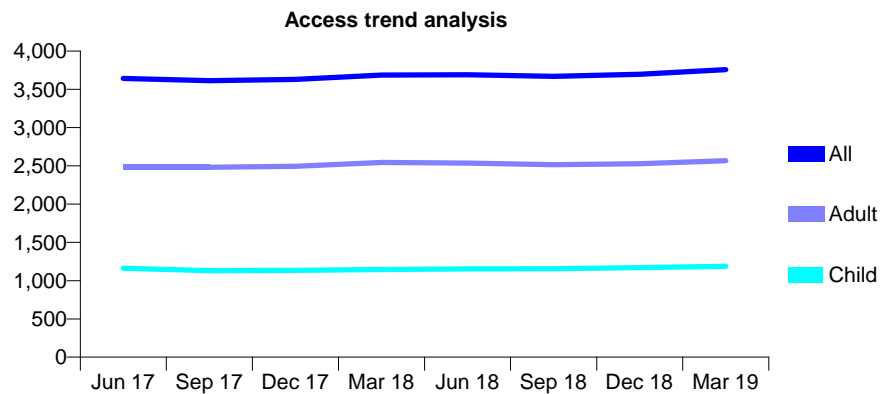
## Q46 - Vital Signs At a Glance Contract Report for 108367/0001 - Year end March 2019

Name or company name	Bell Lane Dental Practice
Contract type name	GDS Contract
Purpose of contract	General and Orthodontic
Contract start date	01/04/2012
Contract end date	

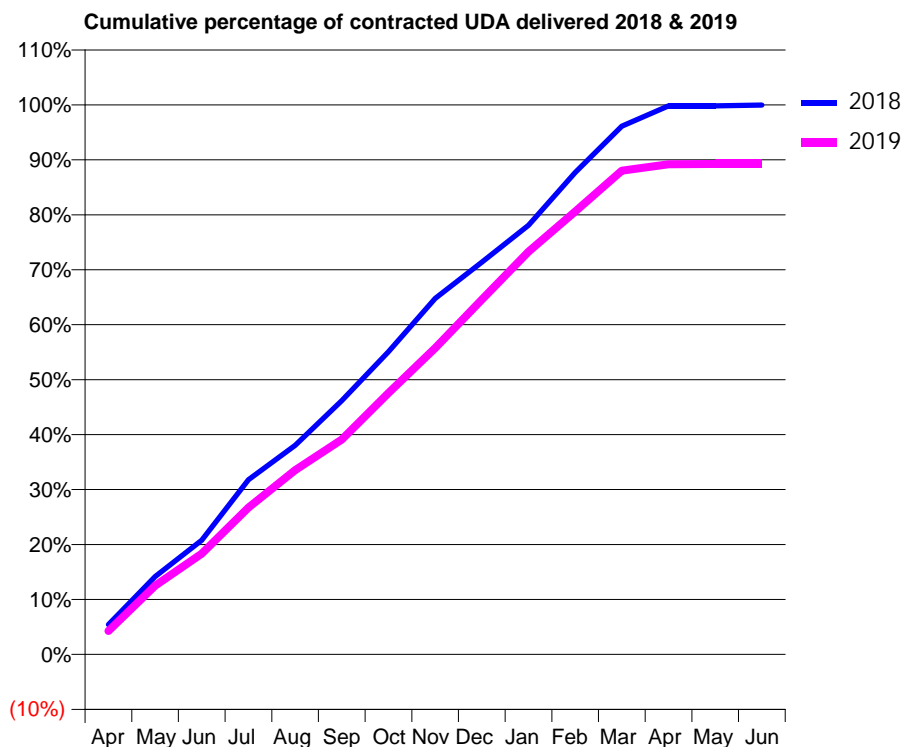
18/19 Contracted general activity (UDA)	12,338
Carry forward general activity (UDA)	5
18/19 Contracted orthodontic activity (UOA)	1,680
Carry forward orthodontic activity (UOA)	55
Baseline contract value	£575,694.09

### ACCESS\*

Patients seen in 24 months	Total	Change since previous quarter
Quarter ending March 2018	3,688	
Quarter ending June 2018	3,690	→
Quarter ending September 2018	3,670	→
Quarter ending December 2018	3,698	→
Quarter ending March 2019	3,756	→
<b>Variance since March 2018</b>	<b>1.8%</b>	<b>→</b>



### ACTIVITY



Adjusted Scheduled Activity (UDA)		
Month	2018	2019
April	669	528
May	1,748	1,545
June	2,564	2,261
July	3,923	3,297
August	4,695	4,135
September	5,698	4,825
October	6,797	5,871
November	7,994	6,877
December	8,805	7,964
January	9,634	9,041
February	10,821	9,945
March	11,857	10,862
April	12,317	11,005
May	12,316	11,010
June	12,333	11,012

### QUALITY

	Quantity	Base Number	Contract	AT	Region	England
% of FP17s for the same patient ID Re-attending within 3 months - Children	112	1,893	5.9%	12.2%	12.3%	11.8%
% of FP17s for the same patient ID Re-attending within 3 months - Adults	329	3,145	10.5%	16.2%	15.9%	15.7%
% of FP17s for the same patient ID Re-attending between 3 & 9 months - Children	1,076	1,893	56.8%	58.0%	60.2%	58.9%
% of FP17s for the same patient ID Re-attending between 3 & 9 months - Adults	1,540	3,145	49.0%	50.9%	53.0%	50.8%
% of FP17s for Band 1 Urgent Courses	196	4,801	4.1%	10.1%	9.1%	9.1%
% of FP17s Relating to Free Repair or Replacements	50	4,801	1.0%	0.8%	1.0%	0.8%
% of FP17s Relating to Continuations	70	4,801	1.5%	0.9%	1.0%	0.9%
% of Patients satisfied with the dentistry they have received	0	0	N/A	92.8%	93.2%	92.5%
% of Patients satisfied with the time they had to wait for an appointment	0	0	N/A	86.8%	88.1%	87.0%

\* This is based on patients treated on this contract for their most recent course of treatment.

Figures in italics indicate the base number of FP17s or Patient Questionnaire responses are less than 100. N/A is shown where the base number of responses is less than 10 during the period. % is calculated as Quantity/Base number\*100

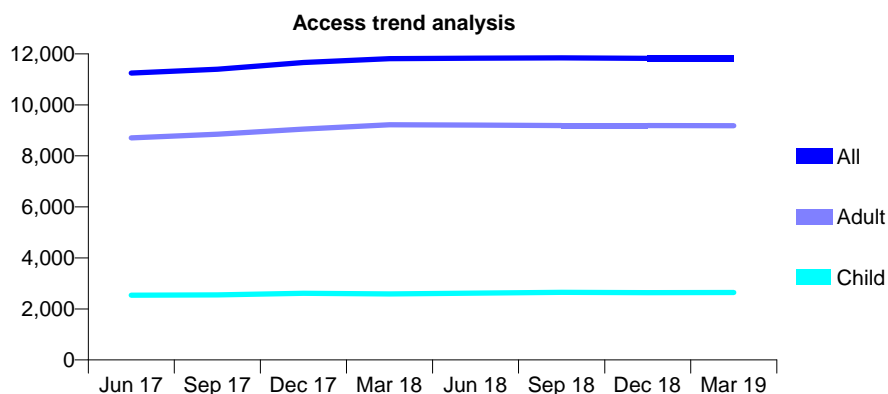
## Q46 - Vital Signs At a Glance Contract Report for 108944/0001 - Year end March 2019

Name or company name	Kenworthy Street Partnership
Contract type name	GDS Contract
Purpose of contract	General
Contract start date	01/04/2011
Contract end date	

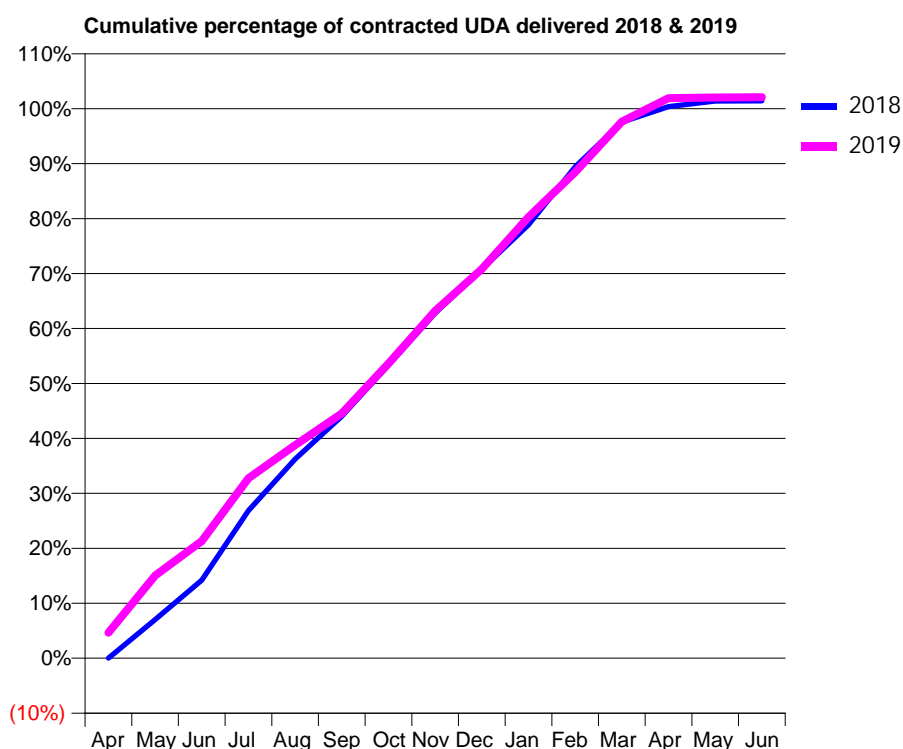
18/19 Contracted general activity (UDA)	33,191
Carry forward general activity (UDA)	-664
18/19 Contracted orthodontic activity (UOA)	0
Carry forward orthodontic activity (UOA)	0
Baseline contract value	£1,121,493.70

### ACCESS\*

Patients seen in 24 months	Total	Change since previous quarter
Quarter ending March 2018	11,814	
Quarter ending June 2018	11,828	→
Quarter ending September 2018	11,843	→
Quarter ending December 2018	11,827	→
Quarter ending March 2019	11,825	→
<b>Variance since March 2018</b>	<b>0.1%</b>	<b>→</b>



### ACTIVITY



Adjusted Scheduled Activity (UDA)		
Month	2018	2019
April	-4	1,541
May	2,333	4,989
June	4,714	7,073
July	8,921	10,867
August	12,025	12,872
September	14,614	14,787
October	17,709	17,792
November	20,843	20,975
December	23,494	23,505
January	26,178	26,646
February	29,673	29,361
March	32,372	32,411
April	33,320	33,826
May	33,647	33,865
June	33,664	33,880

### QUALITY

	Quantity	Base Number	Contract	AT	Region	England
% of FP17s for the same patient ID Re-attending within 3 months - Children	265	3,109	8.5%	12.2%	12.3%	11.8%
% of FP17s for the same patient ID Re-attending within 3 months - Adults	1,377	9,839	14.0%	16.2%	15.9%	15.7%
% of FP17s for the same patient ID Re-attending between 3 & 9 months - Children	1,455	3,109	46.8%	58.0%	60.2%	58.9%
% of FP17s for the same patient ID Re-attending between 3 & 9 months - Adults	3,555	9,839	36.1%	50.9%	53.0%	50.8%
% of FP17s for Band 1 Urgent Courses	1,300	12,872	10.1%	10.1%	9.1%	9.1%
% of FP17s Relating to Free Repair or Replacements	155	12,872	1.2%	0.8%	1.0%	0.8%
% of FP17s Relating to Continuations	220	12,872	1.7%	0.9%	1.0%	0.9%
% of Patients satisfied with the dentistry they have received	3	3	N/A	92.8%	93.2%	92.5%
% of Patients satisfied with the time they had to wait for an appointment	3	3	N/A	86.8%	88.1%	87.0%

\* This is based on patients treated on this contract for their most recent course of treatment.

Figures in italics indicate the base number of FP17s or Patient Questionnaire responses are less than 100. N/A is shown where the base number of responses is less than 10 during the period. % is calculated as Quantity/Base number\*100

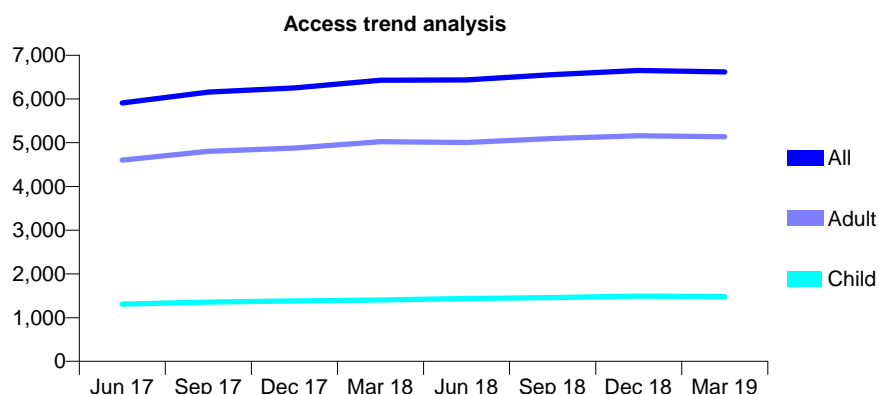
## Q46 - Vital Signs At a Glance Contract Report for 109037/0001 - Year end March 2019

Name or company name	Cheadle Heath Dental Practice
Contract type name	GDS Contract
Purpose of contract	General
Contract start date	01/12/2015
Contract end date	

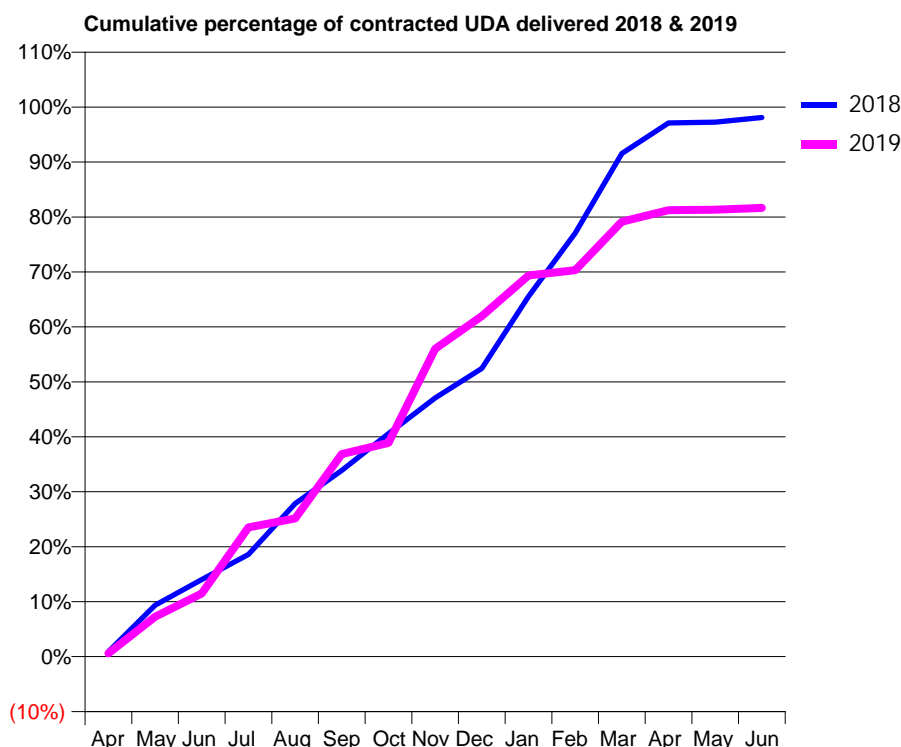
18/19 Contracted general activity (UDA)	17,500
Carry forward general activity (UDA)	275
18/19 Contracted orthodontic activity (UOA)	0
Carry forward orthodontic activity (UOA)	0
Baseline contract value	£527,824.07

### ACCESS\*

Patients seen in 24 months	Total	Change since previous quarter
Quarter ending March 2018	6,427	
Quarter ending June 2018	6,437	→
Quarter ending September 2018	6,557	→
Quarter ending December 2018	6,653	→
Quarter ending March 2019	6,619	→
<b>Variance since March 2018</b>	<b>3.0%</b>	<b>↑</b>



### ACTIVITY



Adjusted Scheduled Activity (UDA)		
Month	2018	2019
April	157	105
May	1,641	1,270
June	2,453	2,010
July	3,253	4,117
August	4,874	4,401
September	5,931	6,448
October	7,104	6,804
November	8,238	9,802
December	9,177	10,844
January	11,467	12,139
February	13,491	12,306
March	16,022	13,849
April	16,992	14,217
May	17,017	14,232
June	17,168	14,286

### QUALITY

	Quantity	Base Number	Contract	AT	Region	England
% of FP17s for the same patient ID Re-attending within 3 months - Children	111	1,787	6.2%	12.2%	12.3%	11.8%
% of FP17s for the same patient ID Re-attending within 3 months - Adults	727	5,774	12.6%	16.2%	15.9%	15.7%
% of FP17s for the same patient ID Re-attending between 3 & 9 months - Children	1,044	1,787	58.4%	58.0%	60.2%	58.9%
% of FP17s for the same patient ID Re-attending between 3 & 9 months - Adults	2,913	5,774	50.5%	50.9%	53.0%	50.8%
% of FP17s for Band 1 Urgent Courses	286	7,303	3.9%	10.1%	9.1%	9.1%
% of FP17s Relating to Free Repair or Replacements	73	7,303	1.0%	0.8%	1.0%	0.8%
% of FP17s Relating to Continuations	76	7,303	1.0%	0.9%	1.0%	0.9%
% of Patients satisfied with the dentistry they have received	3	4	N/A	92.8%	93.2%	92.5%
% of Patients satisfied with the time they had to wait for an appointment	4	4	N/A	86.8%	88.1%	87.0%

\* This is based on patients treated on this contract for their most recent course of treatment.  
 Figures in *italics* indicate the base number of FP17s or Patient Questionnaire responses are less than 100. N/A is shown where the base number of responses is less than 10 during the period. % is calculated as Quantity/Base number\*100

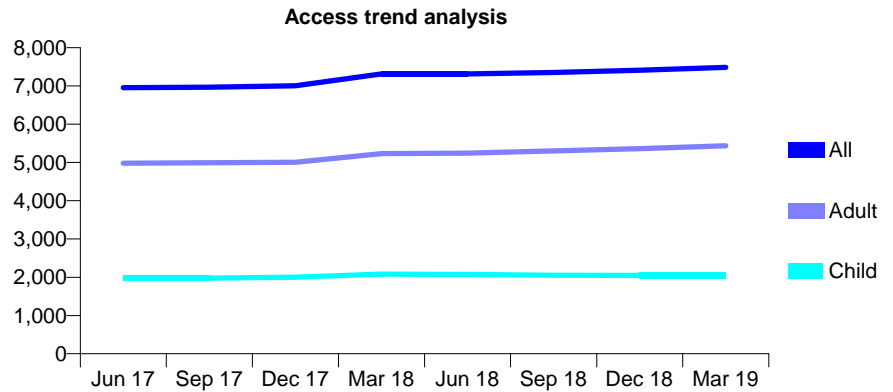
## Q46 - Vital Signs At a Glance Contract Report for 109169/0001 - Year end March 2019

Name or company name	Ash Dental Practice Limited
Contract type name	GDS Contract
Purpose of contract	General
Contract start date	01/07/2010
Contract end date	

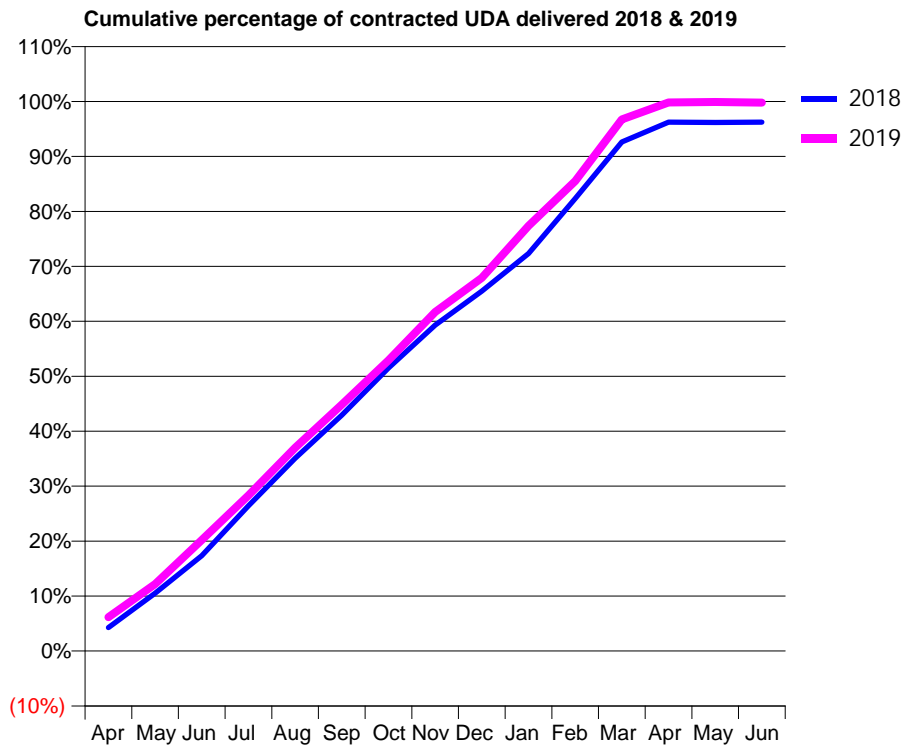
18/19 Contracted general activity (UDA)	20,111
Carry forward general activity (UDA)	-324
18/19 Contracted orthodontic activity (UOA)	0
Carry forward orthodontic activity (UOA)	0
Baseline contract value	£630,911.19

### ACCESS\*

Patients seen in 24 months	Total	Change since previous quarter
Quarter ending March 2018	7,316	
Quarter ending June 2018	7,316	→
Quarter ending September 2018	7,352	→
Quarter ending December 2018	7,409	→
Quarter ending March 2019	7,485	→
<b>Variance since March 2018</b>	<b>2.3%</b>	<b>↑</b>



### ACTIVITY



Adjusted Scheduled Activity (UDA)		
Month	2018	2019
April	861	1,238
May	2,114	2,450
June	3,485	4,062
July	5,317	5,697
August	7,056	7,438
September	8,630	9,017
October	10,360	10,636
November	11,927	12,411
December	13,169	13,658
January	14,544	15,559
February	16,563	17,203
March	18,625	19,455
April	19,352	20,075
May	19,342	20,089
June	19,351	20,072

### QUALITY

	Quantity	Base Number	Contract	AT	Region	England
% of FP17s for the same patient ID Re-attending within 3 months - Children	406	2,993	13.6%	12.2%	12.3%	11.8%
% of FP17s for the same patient ID Re-attending within 3 months - Adults	1,658	7,816	21.2%	16.2%	15.9%	15.7%
% of FP17s for the same patient ID Re-attending between 3 & 9 months - Children	1,713	2,993	57.2%	58.0%	60.2%	58.9%
% of FP17s for the same patient ID Re-attending between 3 & 9 months - Adults	3,753	7,816	48.0%	50.9%	53.0%	50.8%
% of FP17s for Band 1 Urgent Courses	1,335	9,060	14.7%	10.1%	9.1%	9.1%
% of FP17s Relating to Free Repair or Replacements	88	9,060	1.0%	0.8%	1.0%	0.8%
% of FP17s Relating to Continuations	0	9,060	0.0%	0.9%	1.0%	0.9%
% of Patients satisfied with the dentistry they have received	2	2	N/A	92.8%	93.2%	92.5%
% of Patients satisfied with the time they had to wait for an appointment	1	2	N/A	86.8%	88.1%	87.0%

\* This is based on patients treated on this contract for their most recent course of treatment.

Figures in italics indicate the base number of FP17s or Patient Questionnaire responses are less than 100. N/A is shown where the base number of responses is less than 10 during the period. % is calculated as Quantity/Base number\*100

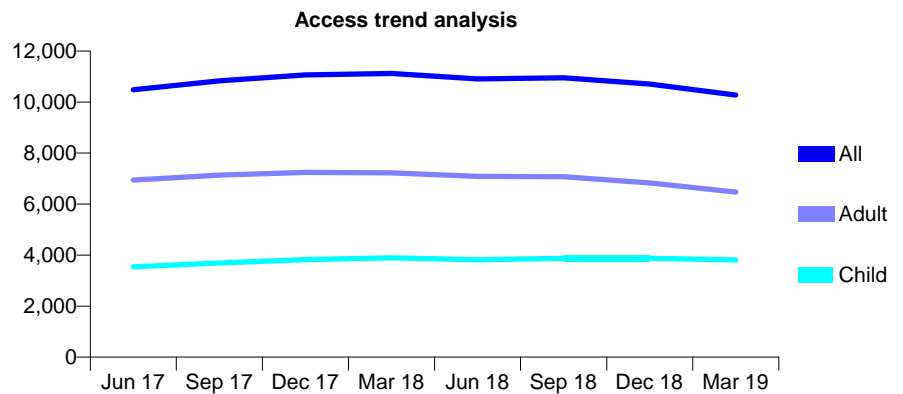
## Q46 - Vital Signs At a Glance Contract Report for 109266/0001 - Year end March 2019

Name or company name	Urgent Dental Care Ltd
Contract type name	GDS Contract
Purpose of contract	General
Contract start date	01/09/2013
Contract end date	

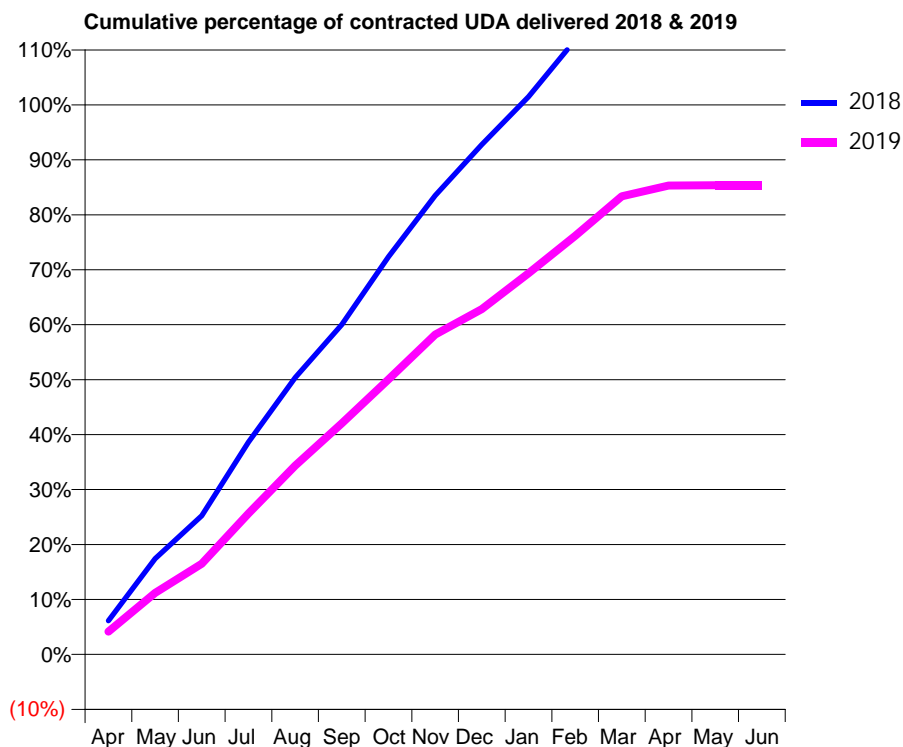
18/19 Contracted general activity (UDA)	27,120
Carry forward general activity (UDA)	0
18/19 Contracted orthodontic activity (UOA)	0
Carry forward orthodontic activity (UOA)	0
Baseline contract value	£808,089.73

### ACCESS\*

Patients seen in 24 months	Total	Change since previous quarter
Quarter ending March 2018	11,117	
Quarter ending June 2018	10,910	↓
Quarter ending September 2018	10,951	→
Quarter ending December 2018	10,706	↓
Quarter ending March 2019	10,279	↓
<b>Variance since March 2018</b>	<b>(7.5%)</b>	<b>↓</b>



### ACTIVITY



Adjusted Scheduled Activity (UDA)		
Month	2018	2019
April	1,660	1,129
May	4,726	3,037
June	6,841	4,472
July	10,475	6,956
August	13,661	9,319
September	16,271	11,401
October	19,623	13,572
November	22,651	15,783
December	25,154	17,041
January	27,519	18,806
February	30,317	20,654
March	32,333	22,607
April	33,396	23,136
May	33,403	23,154
June	33,418	23,156

### QUALITY

	Quantity	Base Number	Contract	AT	Region	England
% of FP17s for the same patient ID Re-attending within 3 months - Children	393	4,522	8.7%	12.2%	12.3%	11.8%
% of FP17s for the same patient ID Re-attending within 3 months - Adults	1,059	6,508	16.3%	16.2%	15.9%	15.7%
% of FP17s for the same patient ID Re-attending between 3 & 9 months - Children	2,206	4,522	48.8%	58.0%	60.2%	58.9%
% of FP17s for the same patient ID Re-attending between 3 & 9 months - Adults	2,866	6,508	44.0%	50.9%	53.0%	50.8%
% of FP17s for Band 1 Urgent Courses	1,171	10,585	11.1%	10.1%	9.1%	9.1%
% of FP17s Relating to Free Repair or Replacements	85	10,585	0.8%	0.8%	1.0%	0.8%
% of FP17s Relating to Continuations	21	10,585	0.2%	0.9%	1.0%	0.9%
% of Patients satisfied with the dentistry they have received	4	4	N/A	92.8%	93.2%	92.5%
% of Patients satisfied with the time they had to wait for an appointment	3	4	N/A	86.8%	88.1%	87.0%

\* This is based on patients treated on this contract for their most recent course of treatment. Figures in italics indicate the base number of FP17s or Patient Questionnaire responses are less than 100. N/A is shown where the base number of responses is less than 10 during the period. % is calculated as Quantity/Base number\*100

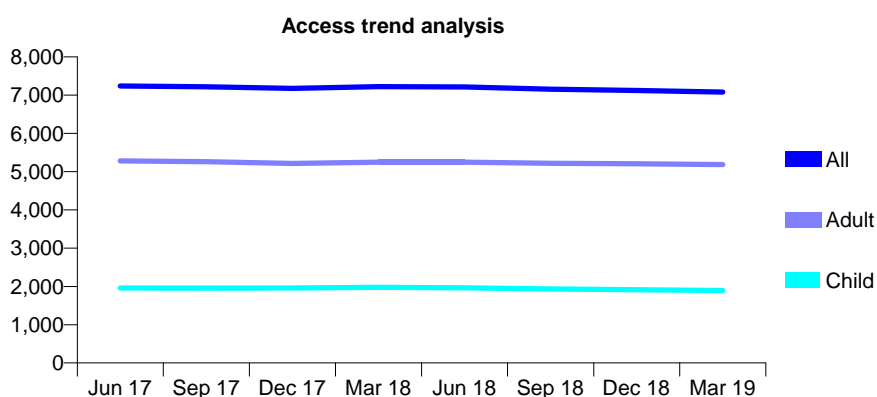
## Q46 - Vital Signs At a Glance Contract Report for 109703/0001 - Year end March 2019

Name or company name	Clarendon Dental Practice
Contract type name	GDS Contract
Purpose of contract	General
Contract start date	01/04/2009
Contract end date	

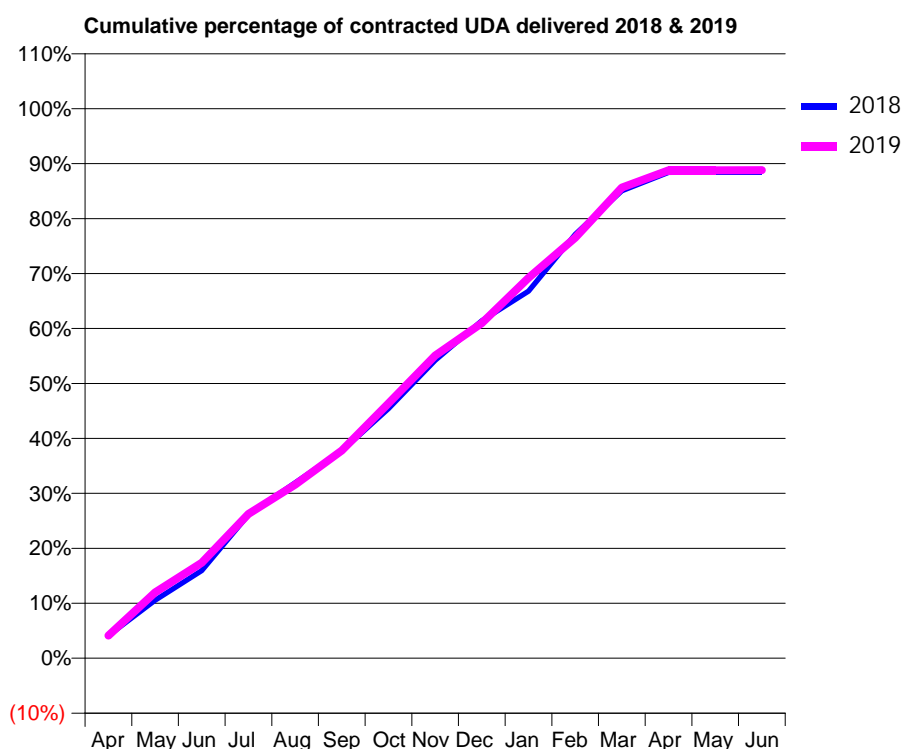
18/19 Contracted general activity (UDA)	23,600
Carry forward general activity (UDA)	0
18/19 Contracted orthodontic activity (UOA)	0
Carry forward orthodontic activity (UOA)	0
Baseline contract value	£798,387.21

### ACCESS\*

Patients seen in 24 months	Total	Change since previous quarter
Quarter ending March 2018	7,221	
Quarter ending June 2018	7,215	→
Quarter ending September 2018	7,153	→
Quarter ending December 2018	7,119	→
Quarter ending March 2019	7,080	→
<b>Variance since March 2018</b>	<b>(2.0%)</b>	<b>↓</b>



### ACTIVITY



Adjusted Scheduled Activity (UDA)		
Month	2018	2019
April	968	974
May	2,497	2,828
June	3,767	4,096
July	6,157	6,191
August	7,534	7,453
September	8,901	8,920
October	10,717	10,947
November	12,791	12,996
December	14,494	14,387
January	15,765	16,328
February	18,204	18,063
March	20,071	20,206
April	20,863	20,953
May	20,880	20,954
June	20,880	20,957

### QUALITY

	Quantity	Base Number	Contract	AT	Region	England
% of FP17s for the same patient ID Re-attending within 3 months - Children	194	2,791	7.0%	12.2%	12.3%	11.8%
% of FP17s for the same patient ID Re-attending within 3 months - Adults	763	6,871	11.1%	16.2%	15.9%	15.7%
% of FP17s for the same patient ID Re-attending between 3 & 9 months - Children	1,583	2,791	56.7%	58.0%	60.2%	58.9%
% of FP17s for the same patient ID Re-attending between 3 & 9 months - Adults	3,333	6,871	48.5%	50.9%	53.0%	50.8%
% of FP17s for Band 1 Urgent Courses	1,077	9,654	11.2%	10.1%	9.1%	9.1%
% of FP17s Relating to Free Repair or Replacements	30	9,654	0.3%	0.8%	1.0%	0.8%
% of FP17s Relating to Continuations	102	9,654	1.1%	0.9%	1.0%	0.9%
% of Patients satisfied with the dentistry they have received	0	0	N/A	92.8%	93.2%	92.5%
% of Patients satisfied with the time they had to wait for an appointment	0	0	N/A	86.8%	88.1%	87.0%

\* This is based on patients treated on this contract for their most recent course of treatment.

Figures in italics indicate the base number of FP17s or Patient Questionnaire responses are less than 100. N/A is shown where the base number of responses is less than 10 during the period. % is calculated as Quantity/Base number\*100

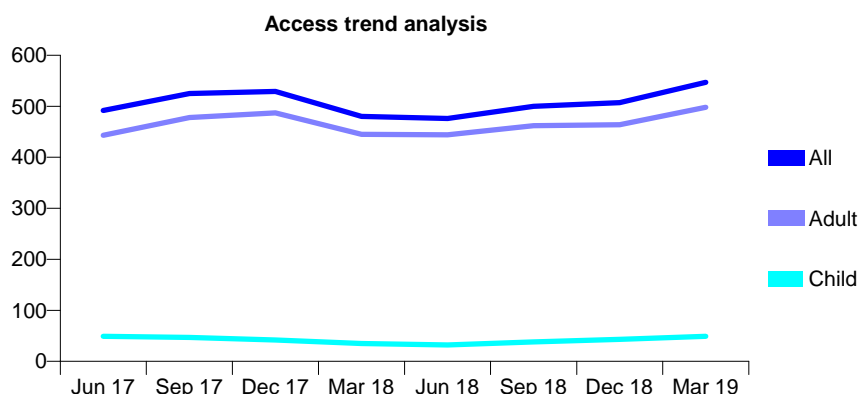
## Q46 - Vital Signs At a Glance Contract Report for 109703/0002 - Year end March 2019

Name or company name	Clarendon Dental Practice
Contract type name	GDS Contract
Purpose of contract	General
Contract start date	01/04/2009
Contract end date	

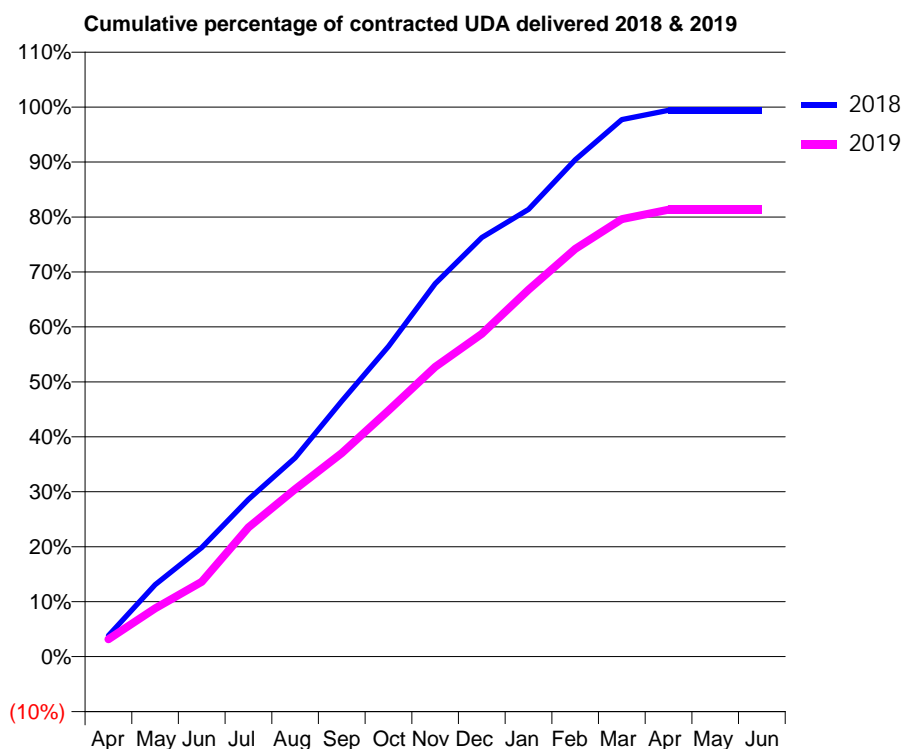
18/19 Contracted general activity (UDA)	985
Carry forward general activity (UDA)	6
18/19 Contracted orthodontic activity (UOA)	0
Carry forward orthodontic activity (UOA)	0
Baseline contract value	£40,142.91

### ACCESS\*

Patients seen in 24 months	Total	Change since previous quarter
Quarter ending March 2018	480	
Quarter ending June 2018	476	→
Quarter ending September 2018	500	↑
Quarter ending December 2018	507	→
Quarter ending March 2019	547	↑
<b>Variance since March 2018</b>	<b>14.0%</b>	<b>↑</b>



### ACTIVITY



Adjusted Scheduled Activity (UDA)		
Month	2018	2019
April	38	31
May	129	86
June	196	134
July	282	232
August	356	300
September	458	365
October	556	441
November	668	519
December	751	578
January	802	658
February	890	731
March	962	784
April	979	801
May	979	801
June	979	801

### QUALITY

	Quantity	Base Number	Contract	AT	Region	England
% of FP17s for the same patient ID Re-attending within 3 months - Children	2	76	2.6%	12.2%	12.3%	11.8%
% of FP17s for the same patient ID Re-attending within 3 months - Adults	24	594	4.0%	16.2%	15.9%	15.7%
% of FP17s for the same patient ID Re-attending between 3 & 9 months - Children	1	76	1.3%	58.0%	60.2%	58.9%
% of FP17s for the same patient ID Re-attending between 3 & 9 months - Adults	16	594	2.7%	50.9%	53.0%	50.8%
% of FP17s for Band 1 Urgent Courses	650	669	97.2%	10.1%	9.1%	9.1%
% of FP17s Relating to Free Repair or Replacements	0	669	0.0%	0.8%	1.0%	0.8%
% of FP17s Relating to Continuations	0	669	0.0%	0.9%	1.0%	0.9%
% of Patients satisfied with the dentistry they have received	0	0	N/A	92.8%	93.2%	92.5%
% of Patients satisfied with the time they had to wait for an appointment	0	0	N/A	86.8%	88.1%	87.0%

\* This is based on patients treated on this contract for their most recent course of treatment.  
 Figures in *italics* indicate the base number of FP17s or Patient Questionnaire responses are less than 100. N/A is shown where the base number of responses is less than 10 during the period. % is calculated as Quantity/Base number\*100



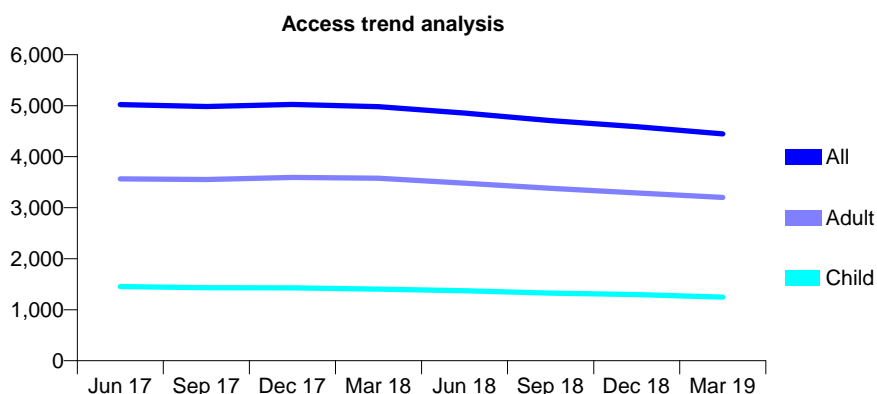
## Q46 - Vital Signs At a Glance Contract Report for 109800/0001 - Year end March 2019

Name or company name	Pinfold Dental Practice
Contract type name	GDS Contract
Purpose of contract	General
Contract start date	01/02/2008
Contract end date	

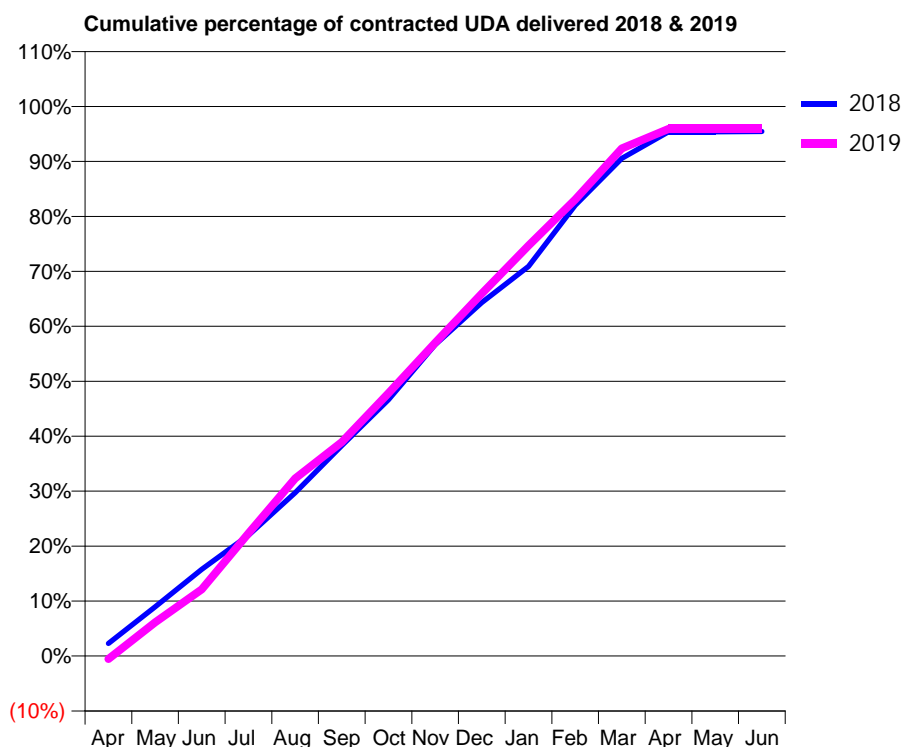
18/19 Contracted general activity (UDA)	14,747
Carry forward general activity (UDA)	746
18/19 Contracted orthodontic activity (UOA)	0
Carry forward orthodontic activity (UOA)	0
Baseline contract value	£474,531.98

### ACCESS\*

Patients seen in 24 months	Total	Change since previous quarter
Quarter ending March 2018	4,983	
Quarter ending June 2018	4,854	↓
Quarter ending September 2018	4,708	↓
Quarter ending December 2018	4,589	↓
Quarter ending March 2019	4,445	↓
<b>Variance since March 2018</b>	<b>(10.8%)</b>	<b>↓</b>



### ACTIVITY



Adjusted Scheduled Activity (UDA)		
Month	2018	2019
April	447	-79
May	1,749	903
June	3,078	1,789
July	4,283	3,294
August	5,795	4,764
September	7,467	5,740
October	9,093	7,055
November	11,046	8,409
December	12,545	9,726
January	13,826	11,012
February	15,999	12,252
March	17,658	13,619
April	18,601	14,144
May	18,601	14,144
June	18,612	14,144

### QUALITY

	Quantity	Base Number	Contract	AT	Region	England
% of FP17s for the same patient ID Re-attending within 3 months - Children	181	1,740	10.4%	12.2%	12.3%	11.8%
% of FP17s for the same patient ID Re-attending within 3 months - Adults	945	4,668	20.2%	16.2%	15.9%	15.7%
% of FP17s for the same patient ID Re-attending between 3 & 9 months - Children	984	1,740	56.6%	58.0%	60.2%	58.9%
% of FP17s for the same patient ID Re-attending between 3 & 9 months - Adults	2,354	4,668	50.4%	50.9%	53.0%	50.8%
% of FP17s for Band 1 Urgent Courses	682	6,281	10.9%	10.1%	9.1%	9.1%
% of FP17s Relating to Free Repair or Replacements	62	6,281	1.0%	0.8%	1.0%	0.8%
% of FP17s Relating to Continuations	205	6,281	3.3%	0.9%	1.0%	0.9%
% of Patients satisfied with the dentistry they have received	0	0	N/A	92.8%	93.2%	92.5%
% of Patients satisfied with the time they had to wait for an appointment	0	0	N/A	86.8%	88.1%	87.0%

\* This is based on patients treated on this contract for their most recent course of treatment.

Figures in italics indicate the base number of FP17s or Patient Questionnaire responses are less than 100. N/A is shown where the base number of responses is less than 10 during the period. % is calculated as Quantity/Base number\*100

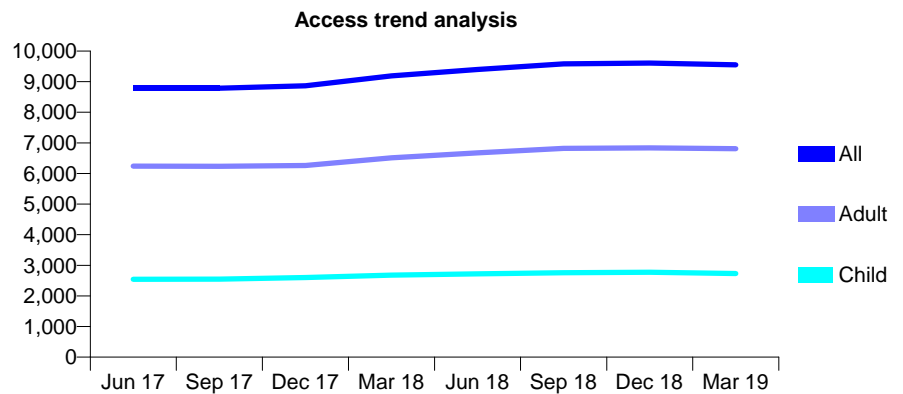
## Q46 - Vital Signs At a Glance Contract Report for 109851/0002 - Year end March 2019

Name or company name	Wood & Woolfstein Dental Surgery
Contract type name	GDS Contract
Purpose of contract	General
Contract start date	01/04/2009
Contract end date	

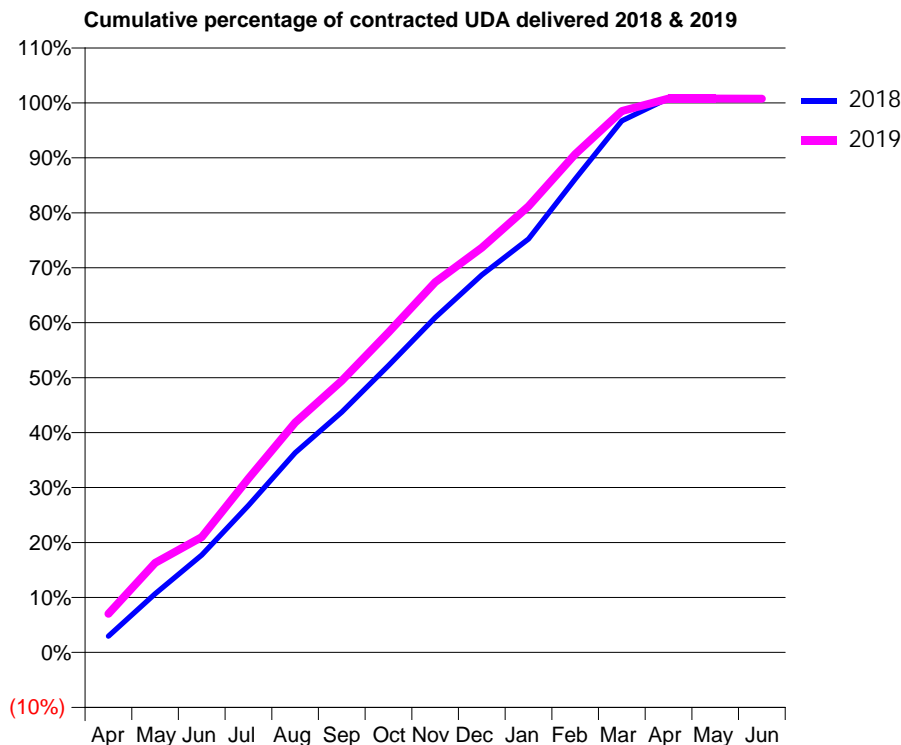
18/19 Contracted general activity (UDA)	29,704
Carry forward general activity (UDA)	-245
18/19 Contracted orthodontic activity (UOA)	0
Carry forward orthodontic activity (UOA)	0
Baseline contract value	£996,320.45

### ACCESS\*

Patients seen in 24 months	Total	Change since previous quarter
Quarter ending March 2018	9,188	
Quarter ending June 2018	9,395	↑
Quarter ending September 2018	9,581	→
Quarter ending December 2018	9,611	→
Quarter ending March 2019	9,547	→
<b>Variance since March 2018</b>	<b>3.9%</b>	<b>↑</b>



### ACTIVITY



Adjusted Scheduled Activity (UDA)		
Month	2018	2019
April	879	2,085
May	3,174	4,842
June	5,266	6,232
July	7,945	9,398
August	10,794	12,422
September	12,996	14,685
October	15,510	17,299
November	18,101	20,011
December	20,402	21,875
January	22,346	24,113
February	25,590	26,931
March	28,726	29,258
April	29,957	29,931
May	29,961	29,932
June	29,949	29,927

### QUALITY

	Quantity	Base Number	Contract	AT	Region	England
% of FP17s for the same patient ID Re-attending within 3 months - Children	470	4,843	9.7%	12.2%	12.3%	11.8%
% of FP17s for the same patient ID Re-attending within 3 months - Adults	1,705	11,322	15.1%	16.2%	15.9%	15.7%
% of FP17s for the same patient ID Re-attending between 3 & 9 months - Children	3,447	4,843	71.2%	58.0%	60.2%	58.9%
% of FP17s for the same patient ID Re-attending between 3 & 9 months - Adults	7,244	11,322	64.0%	50.9%	53.0%	50.8%
% of FP17s for Band 1 Urgent Courses	1,130	15,922	7.1%	10.1%	9.1%	9.1%
% of FP17s Relating to Free Repair or Replacements	92	15,922	0.6%	0.8%	1.0%	0.8%
% of FP17s Relating to Continuations	37	15,922	0.2%	0.9%	1.0%	0.9%
% of Patients satisfied with the dentistry they have received	2	2	N/A	92.8%	93.2%	92.5%
% of Patients satisfied with the time they had to wait for an appointment	1	2	N/A	86.8%	88.1%	87.0%

\* This is based on patients treated on this contract for their most recent course of treatment.

Figures in italics indicate the base number of FP17s or Patient Questionnaire responses are less than 100. N/A is shown where the base number of responses is less than 10 during the period. % is calculated as Quantity/Base number\*100

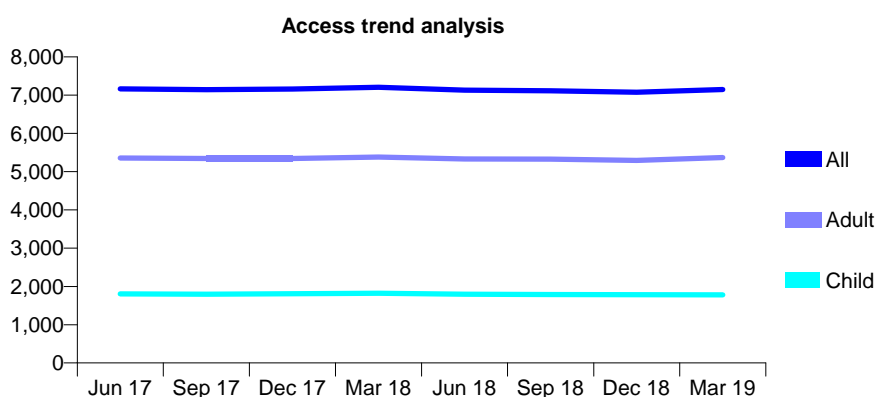
## Q46 - Vital Signs At a Glance Contract Report for 110264/0001 - Year end March 2019

Name or company name	Spring Lane Dental Practice Ltd
Contract type name	Pilot Contract
Purpose of contract	General
Contract start date	07/04/2014
Contract end date	

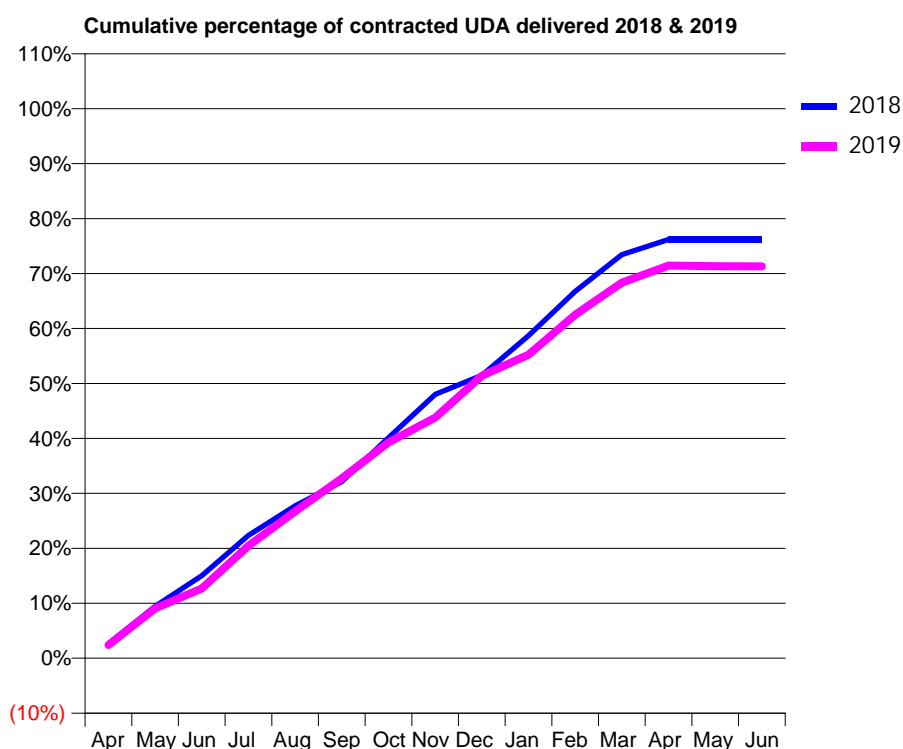
18/19 Contracted general activity (UDA)	21,657
Carry forward general activity (UDA)	0
18/19 Contracted orthodontic activity (UOA)	0
Carry forward orthodontic activity (UOA)	0
Baseline contract value	£619,365.17

### ACCESS\*

Patients seen in 24 months	Total	Change since previous quarter
Quarter ending March 2018	7,203	
Quarter ending June 2018	7,129	↓
Quarter ending September 2018	7,113	→
Quarter ending December 2018	7,076	→
Quarter ending March 2019	7,148	→
<b>Variance since March 2018</b>	<b>(0.8%)</b>	→



### ACTIVITY



Adjusted Scheduled Activity (UDA)		
Month	2018	2019
April	570	522
May	2,048	1,971
June	3,253	2,748
July	4,841	4,434
August	6,008	5,791
September	6,963	7,089
October	8,691	8,506
November	10,397	9,485
December	11,151	11,127
January	12,709	11,962
February	14,461	13,538
March	15,907	14,803
April	16,499	15,473
May	16,499	15,446
June	16,498	15,443

### QUALITY

	Quantity	Base Number	Contract	AT	Region	England
% of FP17s for the same patient ID Re-attending within 3 months - Children	77	2,575	3.0%	12.2%	12.3%	11.8%
% of FP17s for the same patient ID Re-attending within 3 months - Adults	534	6,411	8.3%	16.2%	15.9%	15.7%
% of FP17s for the same patient ID Re-attending between 3 & 9 months - Children	1,710	2,575	66.4%	58.0%	60.2%	58.9%
% of FP17s for the same patient ID Re-attending between 3 & 9 months - Adults	2,979	6,411	46.5%	50.9%	53.0%	50.8%
% of FP17s for Band 1 Urgent Courses	258	8,966	2.9%	10.1%	9.1%	9.1%
% of FP17s Relating to Free Repair or Replacements	48	8,966	0.5%	0.8%	1.0%	0.8%
% of FP17s Relating to Continuations	23	8,966	0.3%	0.9%	1.0%	0.9%
% of Patients satisfied with the dentistry they have received	0	0	N/A	92.8%	93.2%	92.5%
% of Patients satisfied with the time they had to wait for an appointment	0	0	N/A	86.8%	88.1%	87.0%

\* This is based on patients treated on this contract for their most recent course of treatment.

Figures in italics indicate the base number of FP17s or Patient Questionnaire responses are less than 100. N/A is shown where the base number of responses is less than 10 during the period. % is calculated as Quantity/Base number\*100

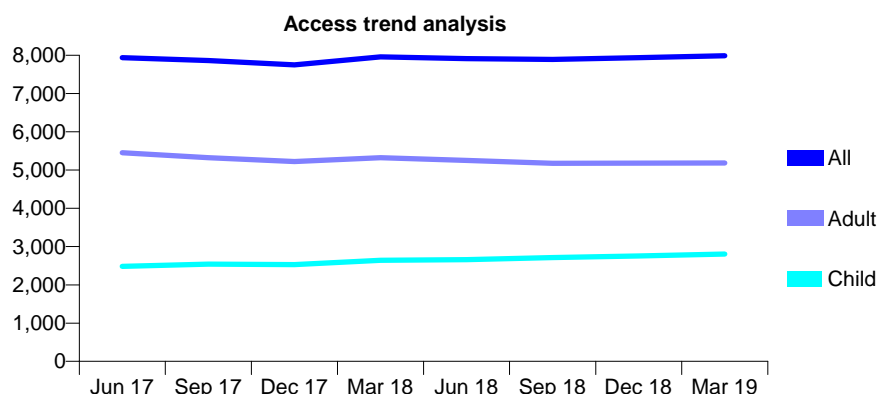
## Q46 - Vital Signs At a Glance Contract Report for 111937/0001 - Year end March 2019

Name or company name	Deane Dental
Contract type name	GDS Contract
Purpose of contract	General
Contract start date	01/04/2011
Contract end date	

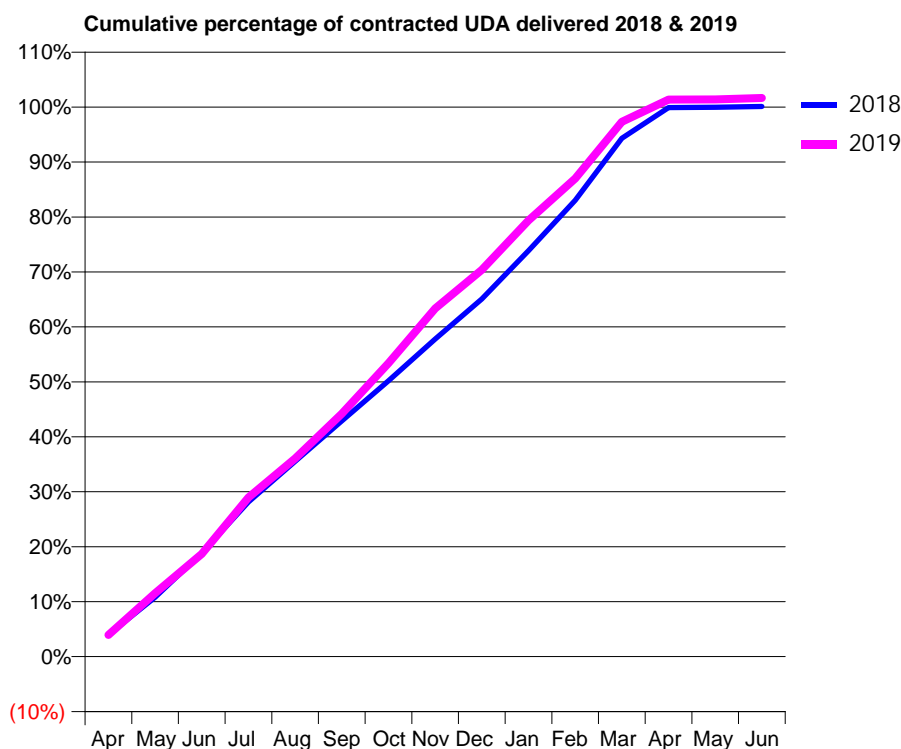
18/19 Contracted general activity (UDA)	26,200
Carry forward general activity (UDA)	-27
18/19 Contracted orthodontic activity (UOA)	0
Carry forward orthodontic activity (UOA)	0
Baseline contract value	£701,056.52

### ACCESS\*

Patients seen in 24 months	Total	Change since previous quarter
Quarter ending March 2018	7,961	
Quarter ending June 2018	7,910	→
Quarter ending September 2018	7,889	→
Quarter ending December 2018	7,934	→
Quarter ending March 2019	7,989	→
<b>Variance since March 2018</b>	<b>0.4%</b>	<b>→</b>



### ACTIVITY



Adjusted Scheduled Activity (UDA)		
Month	2018	2019
April	1,044	1,031
May	2,836	3,031
June	4,938	4,891
July	7,371	7,591
August	9,312	9,449
September	11,238	11,584
October	13,152	13,989
November	15,141	16,600
December	17,047	18,434
January	19,354	20,792
February	21,763	22,799
March	24,708	25,497
April	26,171	26,554
May	26,194	26,563
June	26,227	26,633

### QUALITY

	Quantity	Base Number	Contract	AT	Region	England
% of FP17s for the same patient ID Re-attending within 3 months - Children	589	4,522	13.0%	12.2%	12.3%	11.8%
% of FP17s for the same patient ID Re-attending within 3 months - Adults	1,812	7,615	23.8%	16.2%	15.9%	15.7%
% of FP17s for the same patient ID Re-attending between 3 & 9 months - Children	2,592	4,522	57.3%	58.0%	60.2%	58.9%
% of FP17s for the same patient ID Re-attending between 3 & 9 months - Adults	3,478	7,615	45.7%	50.9%	53.0%	50.8%
% of FP17s for Band 1 Urgent Courses	2,306	12,044	19.1%	10.1%	9.1%	9.1%
% of FP17s Relating to Free Repair or Replacements	164	12,044	1.4%	0.8%	1.0%	0.8%
% of FP17s Relating to Continuations	28	12,044	0.2%	0.9%	1.0%	0.9%
% of Patients satisfied with the dentistry they have received	3	3	N/A	92.8%	93.2%	92.5%
% of Patients satisfied with the time they had to wait for an appointment	2	3	N/A	86.8%	88.1%	87.0%

\* This is based on patients treated on this contract for their most recent course of treatment.  
 Figures in *italics* indicate the base number of FP17s or Patient Questionnaire responses are less than 100. N/A is shown where the base number of responses is less than 10 during the period. % is calculated as Quantity/Base number\*100

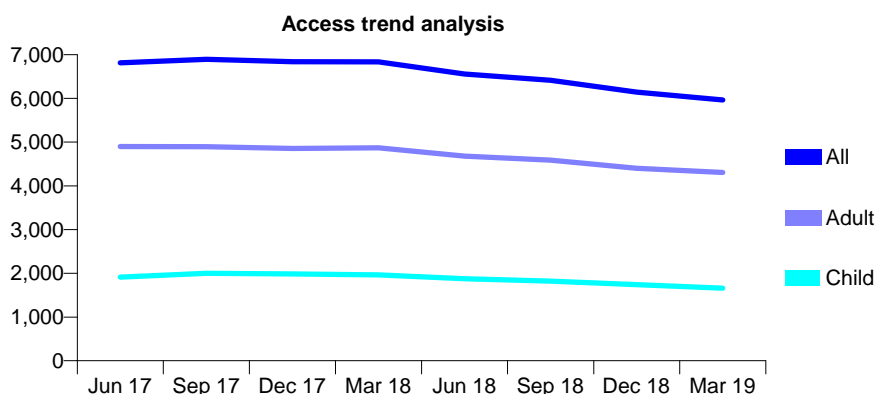
## Q46 - Vital Signs At a Glance Contract Report for 112429/0001 - Year end March 2019

Name or company name	Bolton and Bury Dental Practice Partnership
Contract type name	GDS Contract
Purpose of contract	General
Contract start date	01/03/2013
Contract end date	

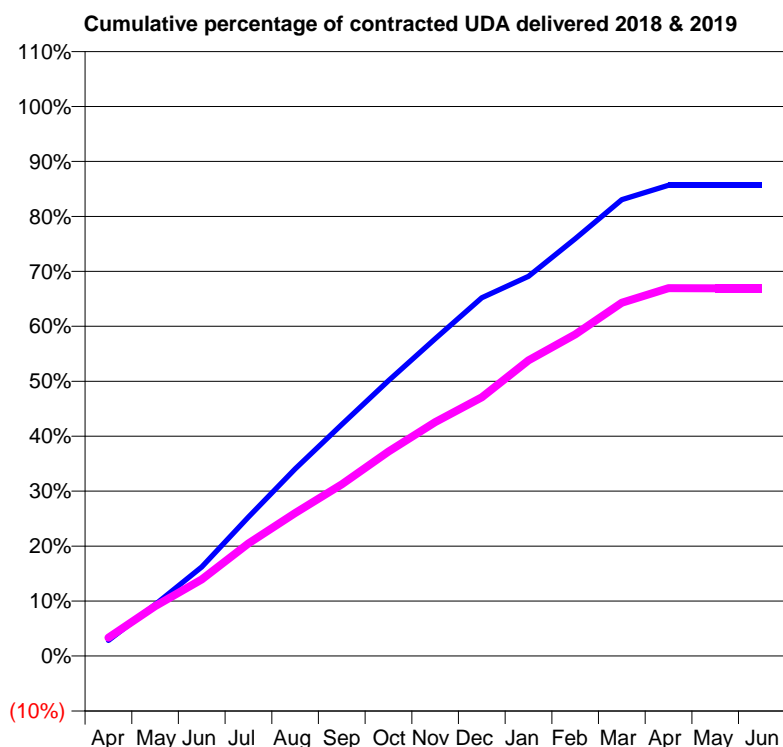
18/19 Contracted general activity (UDA)	20,000
Carry forward general activity (UDA)	0
18/19 Contracted orthodontic activity (UOA)	0
Carry forward orthodontic activity (UOA)	0
Baseline contract value	£653,765.66

### ACCESS\*

Patients seen in 24 months	Total	Change since previous quarter
Quarter ending March 2018	6,835	
Quarter ending June 2018	6,556	↓
Quarter ending September 2018	6,412	↓
Quarter ending December 2018	6,145	↓
Quarter ending March 2019	5,965	↓
<b>Variance since March 2018</b>	<b>(12.7%)</b>	<b>↓</b>



### ACTIVITY



Adjusted Scheduled Activity (UDA)		
Month	2018	2019
April	569	669
May	1,878	1,818
June	3,237	2,790
July	5,062	4,100
August	6,813	5,206
September	8,421	6,249
October	10,018	7,442
November	11,550	8,517
December	13,040	9,414
January	13,821	10,762
February	15,187	11,705
March	16,610	12,861
April	17,134	13,387
May	17,134	13,385
June	17,134	13,383

### QUALITY

	Quantity	Base Number	Contract	AT	Region	England
% of FP17s for the same patient ID Re-attending within 3 months - Children	84	2,128	3.9%	12.2%	12.3%	11.8%
% of FP17s for the same patient ID Re-attending within 3 months - Adults	356	4,261	8.4%	16.2%	15.9%	15.7%
% of FP17s for the same patient ID Re-attending between 3 & 9 months - Children	1,345	2,128	63.2%	58.0%	60.2%	58.9%
% of FP17s for the same patient ID Re-attending between 3 & 9 months - Adults	1,876	4,261	44.0%	50.9%	53.0%	50.8%
% of FP17s for Band 1 Urgent Courses	599	6,361	9.4%	10.1%	9.1%	9.1%
% of FP17s Relating to Free Repair or Replacements	58	6,361	0.9%	0.8%	1.0%	0.8%
% of FP17s Relating to Continuations	27	6,361	0.4%	0.9%	1.0%	0.9%
% of Patients satisfied with the dentistry they have received	2	3	N/A	92.8%	93.2%	92.5%
% of Patients satisfied with the time they had to wait for an appointment	2	3	N/A	86.8%	88.1%	87.0%

\* This is based on patients treated on this contract for their most recent course of treatment.

Figures in italics indicate the base number of FP17s or Patient Questionnaire responses are less than 100. N/A is shown where the base number of responses is less than 10 during the period. % is calculated as Quantity/Base number\*100

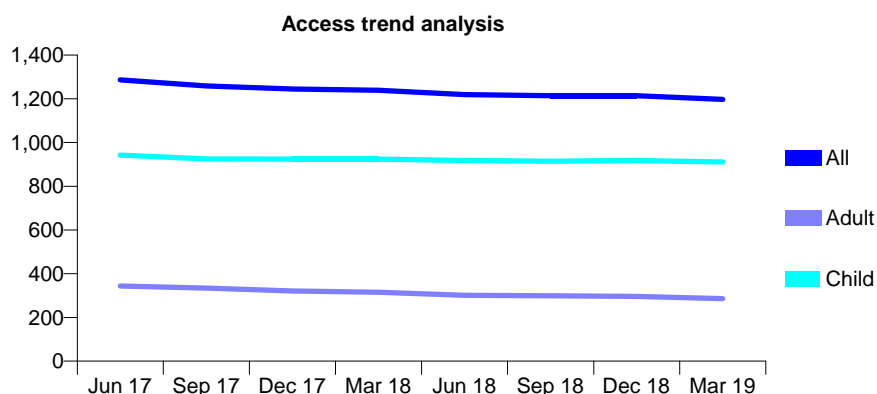
## Q46 - Vital Signs At a Glance Contract Report for 112682/0001 - Year end March 2019

Name or company name	Pemberton Dental Practice
Contract type name	GDS Contract
Purpose of contract	General
Contract start date	01/04/2014
Contract end date	

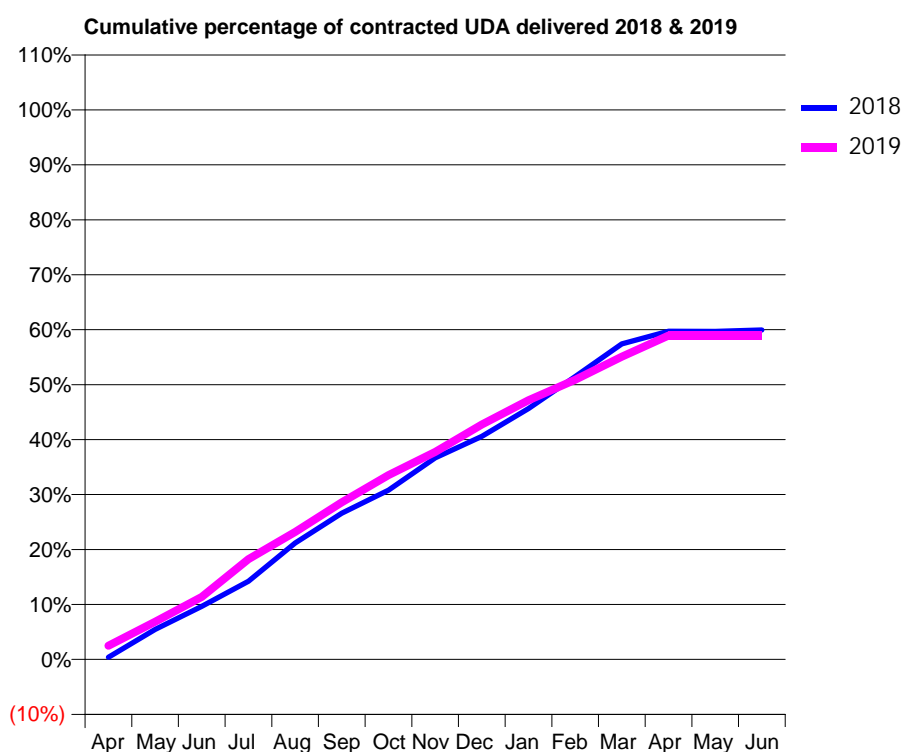
18/19 Contracted general activity (UDA)	5,500
Carry forward general activity (UDA)	0
18/19 Contracted orthodontic activity (UOA)	0
Carry forward orthodontic activity (UOA)	0
Baseline contract value	£138,659.38

### ACCESS\*

Patients seen in 24 months	Total	Change since previous quarter
Quarter ending March 2018	1,239	
Quarter ending June 2018	1,219	↓
Quarter ending September 2018	1,214	→
Quarter ending December 2018	1,214	→
Quarter ending March 2019	1,197	↓
<b>Variance since March 2018</b>	<b>(3.4%)</b>	<b>↓</b>



### ACTIVITY



Adjusted Scheduled Activity (UDA)		
Month	2018	2019
April	22	137
May	301	377
June	532	625
July	783	1,004
August	1,166	1,276
September	1,463	1,571
October	1,694	1,845
November	2,018	2,078
December	2,232	2,350
January	2,511	2,594
February	2,831	2,800
March	3,157	3,030
April	3,284	3,241
May	3,283	3,241
June	3,297	3,241

### QUALITY

	Quantity	Base Number	Contract	AT	Region	England
% of FP17s for the same patient ID Re-attending within 3 months - Children	273	1,727	15.8%	12.2%	12.3%	11.8%
% of FP17s for the same patient ID Re-attending within 3 months - Adults	76	340	22.4%	16.2%	15.9%	15.7%
% of FP17s for the same patient ID Re-attending between 3 & 9 months - Children	1,090	1,727	63.1%	58.0%	60.2%	58.9%
% of FP17s for the same patient ID Re-attending between 3 & 9 months - Adults	199	340	58.5%	50.9%	53.0%	50.8%
% of FP17s for Band 1 Urgent Courses	59	2,096	2.8%	10.1%	9.1%	9.1%
% of FP17s Relating to Free Repair or Replacements	0	2,096	0.0%	0.8%	1.0%	0.8%
% of FP17s Relating to Continuations	0	2,096	0.0%	0.9%	1.0%	0.9%
% of Patients satisfied with the dentistry they have received	0	0	N/A	92.8%	93.2%	92.5%
% of Patients satisfied with the time they had to wait for an appointment	0	0	N/A	86.8%	88.1%	87.0%

\* This is based on patients treated on this contract for their most recent course of treatment.

Figures in italics indicate the base number of FP17s or Patient Questionnaire responses are less than 100. N/A is shown where the base number of responses is less than 10 during the period. % is calculated as Quantity/Base number\*100

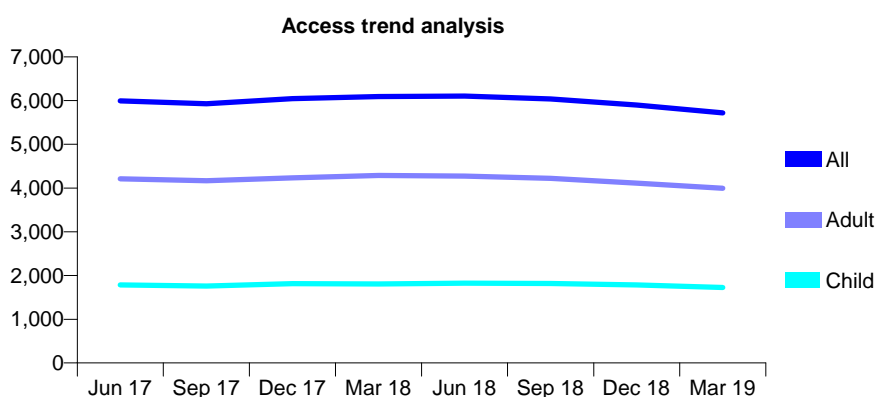
## Q46 - Vital Signs At a Glance Contract Report for 112836/0001 - Year end March 2019

Name or company name	Ripponden Road Dental Practice Partnersh
Contract type name	GDS Contract
Purpose of contract	General
Contract start date	30/07/2015
Contract end date	

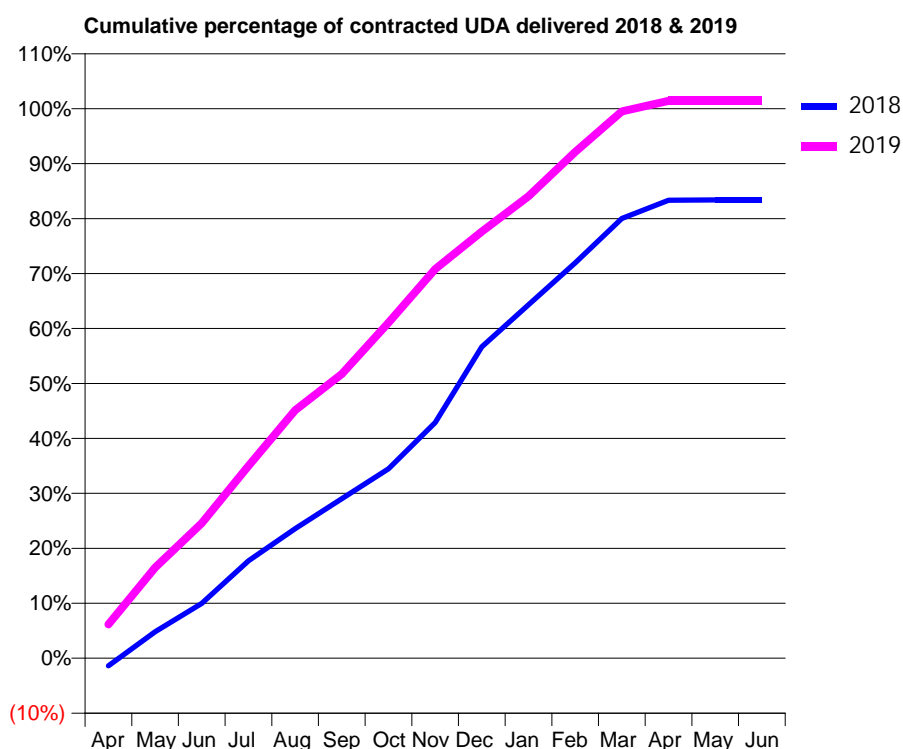
18/19 Contracted general activity (UDA)	17,909
Carry forward general activity (UDA)	0
18/19 Contracted orthodontic activity (UOA)	0
Carry forward orthodontic activity (UOA)	0
Baseline contract value	£559,742.60

### ACCESS\*

Patients seen in 24 months	Total	Change since previous quarter
Quarter ending March 2018	6,094	
Quarter ending June 2018	6,101	→
Quarter ending September 2018	6,038	↓
Quarter ending December 2018	5,896	↓
Quarter ending March 2019	5,719	↓
<b>Variance since March 2018</b>	<b>(6.2%)</b>	<b>↓</b>



### ACTIVITY



Adjusted Scheduled Activity (UDA)		
Month	2018	2019
April	-249	1,104
May	861	2,959
June	1,790	4,400
July	3,174	6,263
August	4,221	8,083
September	5,201	9,259
October	6,172	10,937
November	7,679	12,683
December	10,146	13,899
January	11,518	15,052
February	12,884	16,500
March	14,329	17,818
April	14,925	18,164
May	14,935	18,165
June	14,935	18,165

### QUALITY

	Quantity	Base Number	Contract	AT	Region	England
% of FP17s for the same patient ID Re-attending within 3 months - Children	184	2,619	7.0%	12.2%	12.3%	11.8%
% of FP17s for the same patient ID Re-attending within 3 months - Adults	684	5,364	12.8%	16.2%	15.9%	15.7%
% of FP17s for the same patient ID Re-attending between 3 & 9 months - Children	1,699	2,619	64.9%	58.0%	60.2%	58.9%
% of FP17s for the same patient ID Re-attending between 3 & 9 months - Adults	3,071	5,364	57.3%	50.9%	53.0%	50.8%
% of FP17s for Band 1 Urgent Courses	592	7,900	7.5%	10.1%	9.1%	9.1%
% of FP17s Relating to Free Repair or Replacements	53	7,900	0.7%	0.8%	1.0%	0.8%
% of FP17s Relating to Continuations	129	7,900	1.6%	0.9%	1.0%	0.9%
% of Patients satisfied with the dentistry they have received	0	0	N/A	92.8%	93.2%	92.5%
% of Patients satisfied with the time they had to wait for an appointment	0	0	N/A	86.8%	88.1%	87.0%

\* This is based on patients treated on this contract for their most recent course of treatment.

Figures in italics indicate the base number of FP17s or Patient Questionnaire responses are less than 100. N/A is shown where the base number of responses is less than 10 during the period. % is calculated as Quantity/Base number\*100



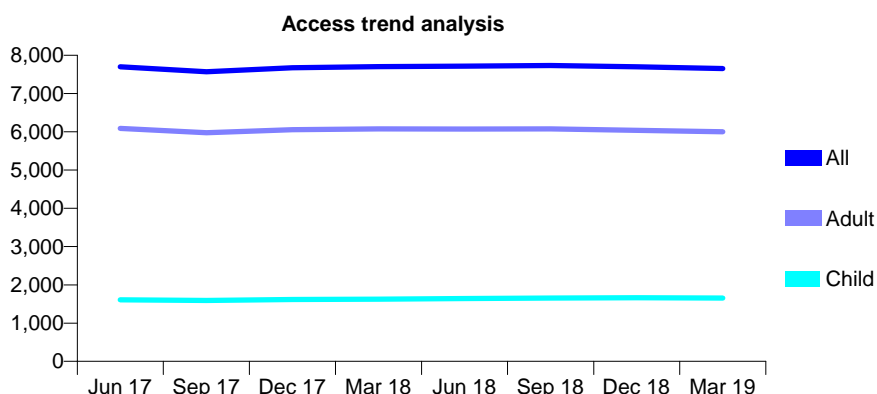
## Q46 - Vital Signs At a Glance Contract Report for 114022/0001 - Year end March 2019

Name or company name	Marjory Lees Dental Centre
Contract type name	GDS Contract
Purpose of contract	General
Contract start date	01/03/2014
Contract end date	

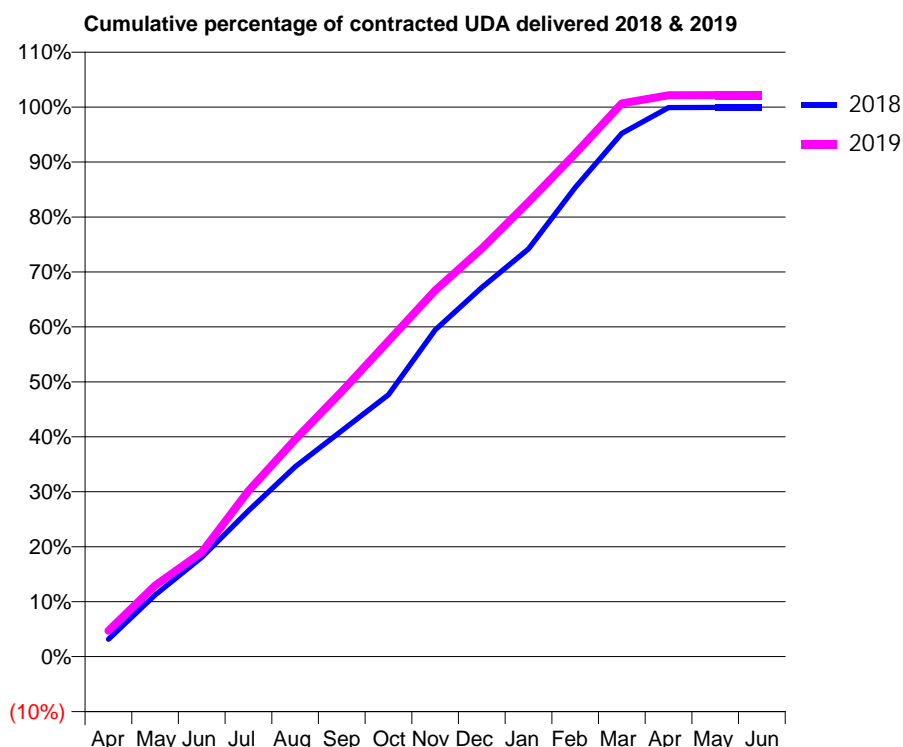
18/19 Contracted general activity (UDA)	24,594
Carry forward general activity (UDA)	15
18/19 Contracted orthodontic activity (UOA)	0
Carry forward orthodontic activity (UOA)	0
Baseline contract value	£924,488.92

### ACCESS\*

Patients seen in 24 months	Total	Change since previous quarter
Quarter ending March 2018	7,703	
Quarter ending June 2018	7,717	→
Quarter ending September 2018	7,732	→
Quarter ending December 2018	7,699	→
Quarter ending March 2019	7,654	→
<b>Variance since March 2018</b>	<b>(0.6%)</b>	<b>→</b>



### ACTIVITY



Adjusted Scheduled Activity (UDA)		
Month	2018	2019
April	781	1,157
May	2,761	3,186
June	4,442	4,667
July	6,532	7,417
August	8,504	9,717
September	10,105	11,861
October	11,720	14,130
November	14,620	16,394
December	16,519	18,258
January	18,247	20,344
February	20,996	22,507
March	23,418	24,760
April	24,569	25,125
May	24,579	25,128
June	24,579	25,129

### QUALITY

	Quantity	Base Number	Contract	AT	Region	England
% of FP17s for the same patient ID Re-attending within 3 months - Children	749	4,094	18.3%	12.2%	12.3%	11.8%
% of FP17s for the same patient ID Re-attending within 3 months - Adults	2,007	10,621	18.9%	16.2%	15.9%	15.7%
% of FP17s for the same patient ID Re-attending between 3 & 9 months - Children	2,753	4,094	67.2%	58.0%	60.2%	58.9%
% of FP17s for the same patient ID Re-attending between 3 & 9 months - Adults	6,339	10,621	59.7%	50.9%	53.0%	50.8%
% of FP17s for Band 1 Urgent Courses	993	14,428	6.9%	10.1%	9.1%	9.1%
% of FP17s Relating to Free Repair or Replacements	151	14,428	1.0%	0.8%	1.0%	0.8%
% of FP17s Relating to Continuations	394	14,428	2.7%	0.9%	1.0%	0.9%
% of Patients satisfied with the dentistry they have received	1	1	N/A	92.8%	93.2%	92.5%
% of Patients satisfied with the time they had to wait for an appointment	1	1	N/A	86.8%	88.1%	87.0%

\* This is based on patients treated on this contract for their most recent course of treatment.  
 Figures in *italics* indicate the base number of FP17s or Patient Questionnaire responses are less than 100. N/A is shown where the base number of responses is less than 10 during the period. % is calculated as Quantity/Base number\*100

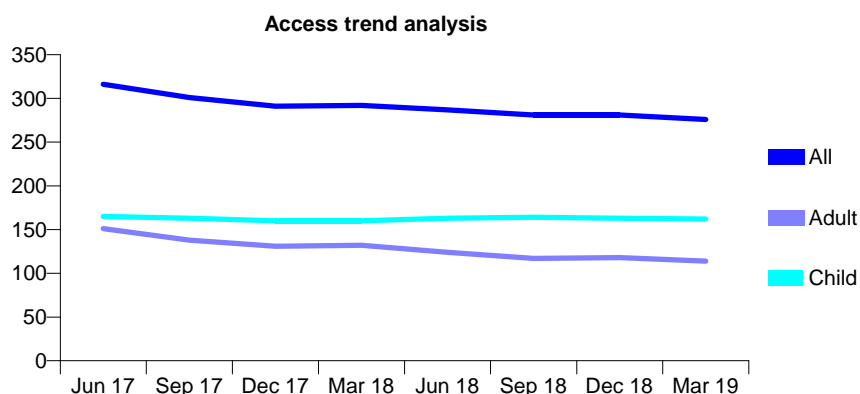
## Q46 - Vital Signs At a Glance Contract Report for 114596/0001 - Year end March 2019

Name or company name	Mr Stephen Scott
Contract type name	GDS Contract
Purpose of contract	General
Contract start date	01/04/2006
Contract end date	

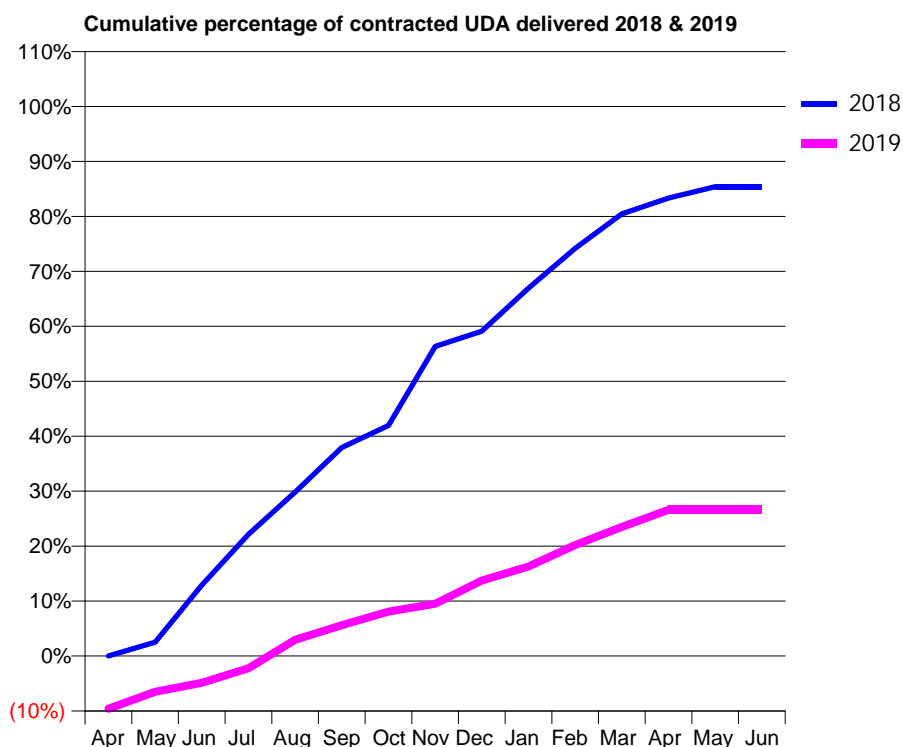
18/19 Contracted general activity (UDA)	1,475
Carry forward general activity (UDA)	142
18/19 Contracted orthodontic activity (UOA)	0
Carry forward orthodontic activity (UOA)	0
Baseline contract value	£35,883.32

### ACCESS\*

Patients seen in 24 months	Total	Change since previous quarter
Quarter ending March 2018	292	
Quarter ending June 2018	287	↓
Quarter ending September 2018	281	↓
Quarter ending December 2018	281	→
Quarter ending March 2019	276	↓
<b>Variance since March 2018</b>	<b>(5.5%)</b>	<b>↓</b>



### ACTIVITY



Adjusted Scheduled Activity (UDA)		
Month	2018	2019
April	0	-142
May	24	-96
June	126	-72
July	216	-33
August	291	44
September	370	83
October	409	119
November	549	140
December	576	202
January	653	240
February	723	298
March	784	346
April	813	393
May	833	393
June	833	393

### QUALITY

	Quantity	Base Number	Contract	AT	Region	England
% of FP17s for the same patient ID Re-attending within 3 months - Children	16	228	7.0%	12.2%	12.3%	11.8%
% of FP17s for the same patient ID Re-attending within 3 months - Adults	33	147	22.4%	16.2%	15.9%	15.7%
% of FP17s for the same patient ID Re-attending between 3 & 9 months - Children	135	228	59.2%	58.0%	60.2%	58.9%
% of FP17s for the same patient ID Re-attending between 3 & 9 months - Adults	70	147	47.6%	50.9%	53.0%	50.8%
% of FP17s for Band 1 Urgent Courses	13	373	3.5%	10.1%	9.1%	9.1%
% of FP17s Relating to Free Repair or Replacements	8	373	2.1%	0.8%	1.0%	0.8%
% of FP17s Relating to Continuations	4	373	1.1%	0.9%	1.0%	0.9%
% of Patients satisfied with the dentistry they have received	0	0	N/A	92.8%	93.2%	92.5%
% of Patients satisfied with the time they had to wait for an appointment	0	0	N/A	86.8%	88.1%	87.0%

\* This is based on patients treated on this contract for their most recent course of treatment.

Figures in italics indicate the base number of FP17s or Patient Questionnaire responses are less than 100. N/A is shown where the base number of responses is less than 10 during the period. % is calculated as Quantity/Base number\*100

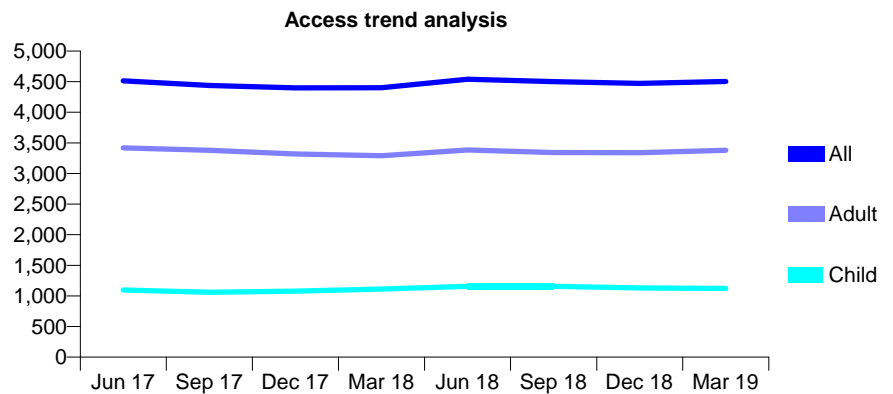
## Q46 - Vital Signs At a Glance Contract Report for 115657/0001 - Year end March 2019

Name or company name	the dental practice
Contract type name	GDS Contract
Purpose of contract	General
Contract start date	01/01/2011
Contract end date	

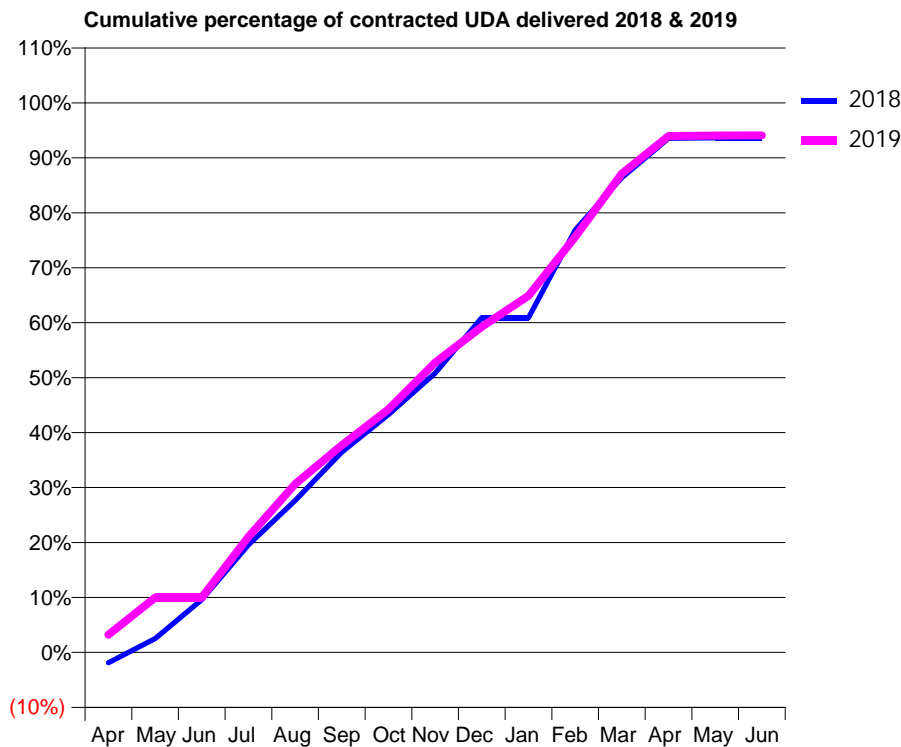
18/19 Contracted general activity (UDA)	15,833
Carry forward general activity (UDA)	0
18/19 Contracted orthodontic activity (UOA)	0
Carry forward orthodontic activity (UOA)	0
Baseline contract value	£510,435.93

### ACCESS\*

Patients seen in 24 months	Total	Change since previous quarter
Quarter ending March 2018	4,403	
Quarter ending June 2018	4,540	↑
Quarter ending September 2018	4,501	→
Quarter ending December 2018	4,472	→
Quarter ending March 2019	4,505	→
<b>Variance since March 2018</b>	<b>2.3%</b>	<b>↑</b>



### ACTIVITY



Adjusted Scheduled Activity (UDA)		
Month	2018	2019
April	-302	511
May	400	1,581
June	1,520	1,581
July	3,101	3,334
August	4,380	4,854
September	5,771	5,969
October	6,856	7,008
November	8,046	8,353
December	9,646	9,380
January	9,646	10,275
February	12,170	11,972
March	13,676	13,792
April	14,814	14,879
May	14,824	14,892
June	14,824	14,893

### QUALITY

	Quantity	Base Number	Contract	AT	Region	England
% of FP17s for the same patient ID Re-attending within 3 months - Children	105	1,245	8.4%	12.2%	12.3%	11.8%
% of FP17s for the same patient ID Re-attending within 3 months - Adults	564	3,727	15.1%	16.2%	15.9%	15.7%
% of FP17s for the same patient ID Re-attending between 3 & 9 months - Children	459	1,245	36.9%	58.0%	60.2%	58.9%
% of FP17s for the same patient ID Re-attending between 3 & 9 months - Adults	1,291	3,727	34.6%	50.9%	53.0%	50.8%
% of FP17s for Band 1 Urgent Courses	593	5,044	11.8%	10.1%	9.1%	9.1%
% of FP17s Relating to Free Repair or Replacements	21	5,044	0.4%	0.8%	1.0%	0.8%
% of FP17s Relating to Continuations	60	5,044	1.2%	0.9%	1.0%	0.9%
% of Patients satisfied with the dentistry they have received	0	0	N/A	92.8%	93.2%	92.5%
% of Patients satisfied with the time they had to wait for an appointment	0	0	N/A	86.8%	88.1%	87.0%

\* This is based on patients treated on this contract for their most recent course of treatment. Figures in italics indicate the base number of FP17s or Patient Questionnaire responses are less than 100. N/A is shown where the base number of responses is less than 10 during the period. % is calculated as Quantity/Base number\*100

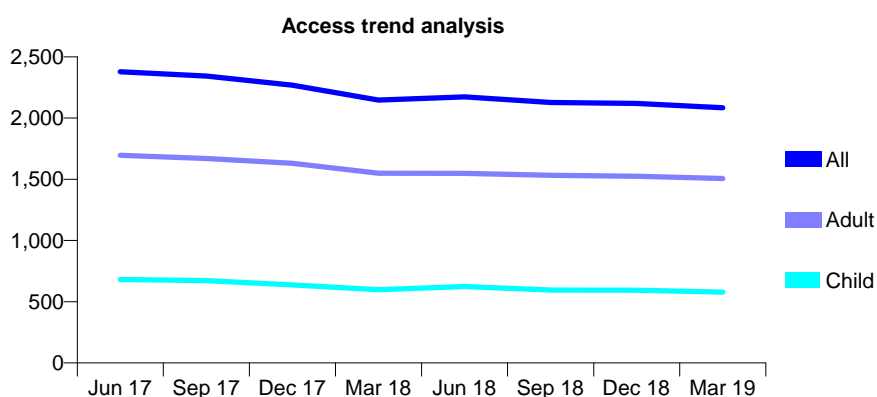
## Q46 - Vital Signs At a Glance Contract Report for 115835/0001 - Year end March 2019

Name or company name	Talking Teeth
Contract type name	GDS Contract
Purpose of contract	General
Contract start date	01/11/2013
Contract end date	

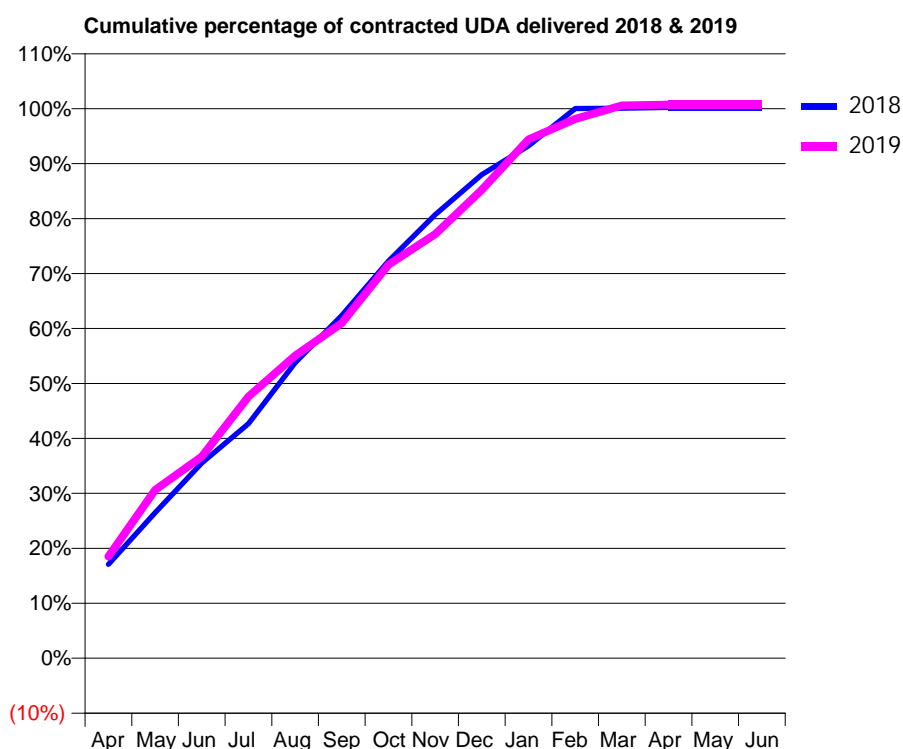
18/19 Contracted general activity (UDA)	6,297
Carry forward general activity (UDA)	-15
18/19 Contracted orthodontic activity (UOA)	0
Carry forward orthodontic activity (UOA)	0
Baseline contract value	£142,119.50

### ACCESS\*

Patients seen in 24 months	Total	Change since previous quarter
Quarter ending March 2018	2,147	
Quarter ending June 2018	2,173	→
Quarter ending September 2018	2,128	↓
Quarter ending December 2018	2,119	→
Quarter ending March 2019	2,084	↓
<b>Variance since March 2018</b>	<b>(2.9%)</b>	<b>↓</b>



### ACTIVITY



Adjusted Scheduled Activity (UDA)		
Month	2018	2019
April	1,076	1,166
May	1,668	1,928
June	2,236	2,310
July	2,687	2,997
August	3,386	3,467
September	3,928	3,839
October	4,552	4,509
November	5,082	4,858
December	5,541	5,366
January	5,869	5,944
February	6,298	6,179
March	6,300	6,334
April	6,312	6,342
May	6,312	6,342
June	6,312	6,342

### QUALITY

	Quantity	Base Number	Contract	AT	Region	England
% of FP17s for the same patient ID Re-attending within 3 months - Children	39	701	5.6%	12.2%	12.3%	11.8%
% of FP17s for the same patient ID Re-attending within 3 months - Adults	250	1,960	12.8%	16.2%	15.9%	15.7%
% of FP17s for the same patient ID Re-attending between 3 & 9 months - Children	345	701	49.2%	58.0%	60.2%	58.9%
% of FP17s for the same patient ID Re-attending between 3 & 9 months - Adults	1,002	1,960	51.1%	50.9%	53.0%	50.8%
% of FP17s for Band 1 Urgent Courses	214	2,659	8.0%	10.1%	9.1%	9.1%
% of FP17s Relating to Free Repair or Replacements	28	2,659	1.1%	0.8%	1.0%	0.8%
% of FP17s Relating to Continuations	3	2,659	0.1%	0.9%	1.0%	0.9%
% of Patients satisfied with the dentistry they have received	1	1	N/A	92.8%	93.2%	92.5%
% of Patients satisfied with the time they had to wait for an appointment	1	1	N/A	86.8%	88.1%	87.0%

\* This is based on patients treated on this contract for their most recent course of treatment. Figures in italics indicate the base number of FP17s or Patient Questionnaire responses are less than 100. N/A is shown where the base number of responses is less than 10 during the period. % is calculated as Quantity/Base number\*100

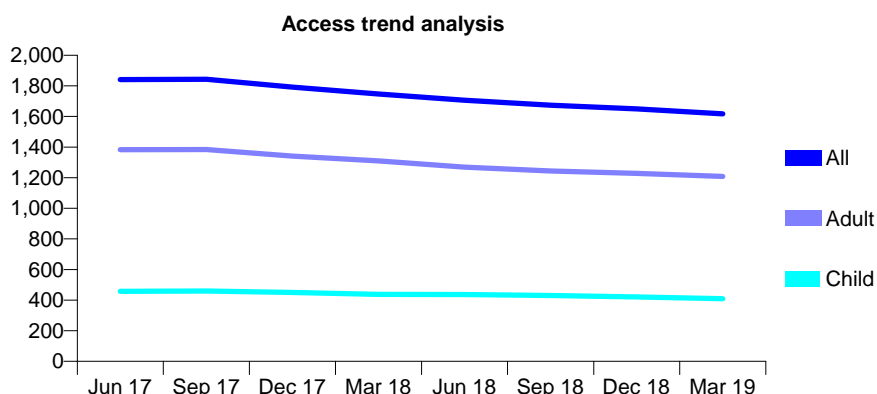
## Q46 - Vital Signs At a Glance Contract Report for 116009/0001 - Year end March 2019

Name or company name	Kathcare Ltd
Contract type name	GDS Contract
Purpose of contract	General
Contract start date	01/04/2010
Contract end date	

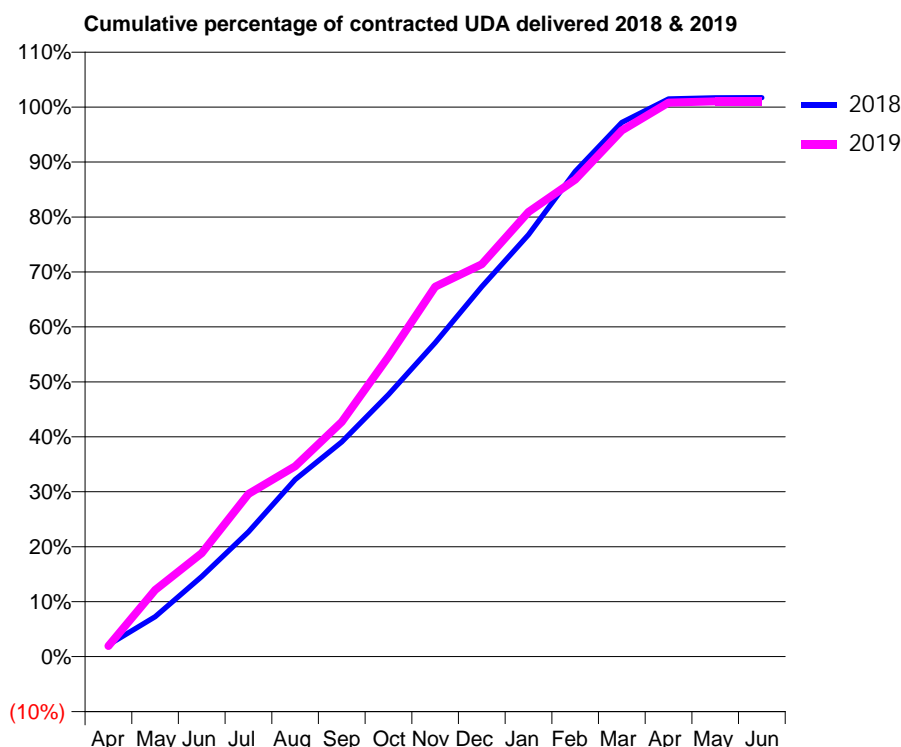
18/19 Contracted general activity (UDA)	6,500
Carry forward general activity (UDA)	-111
18/19 Contracted orthodontic activity (UOA)	0
Carry forward orthodontic activity (UOA)	0
Baseline contract value	£200,735.07

### ACCESS\*

Patients seen in 24 months	Total	Change since previous quarter
Quarter ending March 2018	1,747	
Quarter ending June 2018	1,706	↓
Quarter ending September 2018	1,674	↓
Quarter ending December 2018	1,649	↓
Quarter ending March 2019	1,617	↓
<b>Variance since March 2018</b>	<b>(7.4%)</b>	<b>↓</b>



### ACTIVITY



Adjusted Scheduled Activity (UDA)		
Month	2018	2019
April	140	125
May	472	790
June	948	1,224
July	1,476	1,924
August	2,095	2,251
September	2,540	2,777
October	3,100	3,549
November	3,714	4,376
December	4,377	4,641
January	4,992	5,260
February	5,739	5,641
March	6,319	6,224
April	6,596	6,553
May	6,608	6,568
June	6,611	6,568

### QUALITY

	Quantity	Base Number	Contract	AT	Region	England
% of FP17s for the same patient ID Re-attending within 3 months - Children	87	643	13.5%	12.2%	12.3%	11.8%
% of FP17s for the same patient ID Re-attending within 3 months - Adults	337	1,663	20.3%	16.2%	15.9%	15.7%
% of FP17s for the same patient ID Re-attending between 3 & 9 months - Children	383	643	59.6%	58.0%	60.2%	58.9%
% of FP17s for the same patient ID Re-attending between 3 & 9 months - Adults	758	1,663	45.6%	50.9%	53.0%	50.8%
% of FP17s for Band 1 Urgent Courses	270	2,313	11.7%	10.1%	9.1%	9.1%
% of FP17s Relating to Free Repair or Replacements	12	2,313	0.5%	0.8%	1.0%	0.8%
% of FP17s Relating to Continuations	51	2,313	2.2%	0.9%	1.0%	0.9%
% of Patients satisfied with the dentistry they have received	0	1	N/A	92.8%	93.2%	92.5%
% of Patients satisfied with the time they had to wait for an appointment	1	1	N/A	86.8%	88.1%	87.0%

\* This is based on patients treated on this contract for their most recent course of treatment.  
 Figures in *italics* indicate the base number of FP17s or Patient Questionnaire responses are less than 100. N/A is shown where the base number of responses is less than 10 during the period. % is calculated as Quantity/Base number\*100

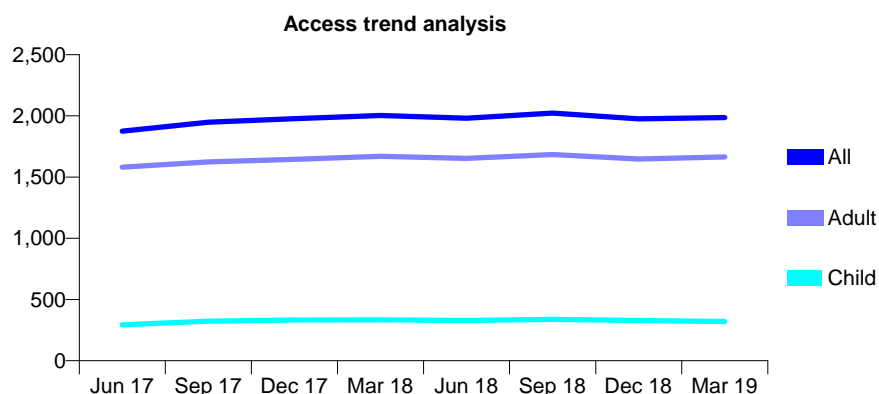
## Q46 - Vital Signs At a Glance Contract Report for 116440/0001 - Year end March 2019

Name or company name	Pracny and Strass Dental Practice
Contract type name	GDS Contract
Purpose of contract	General
Contract start date	01/04/2006
Contract end date	

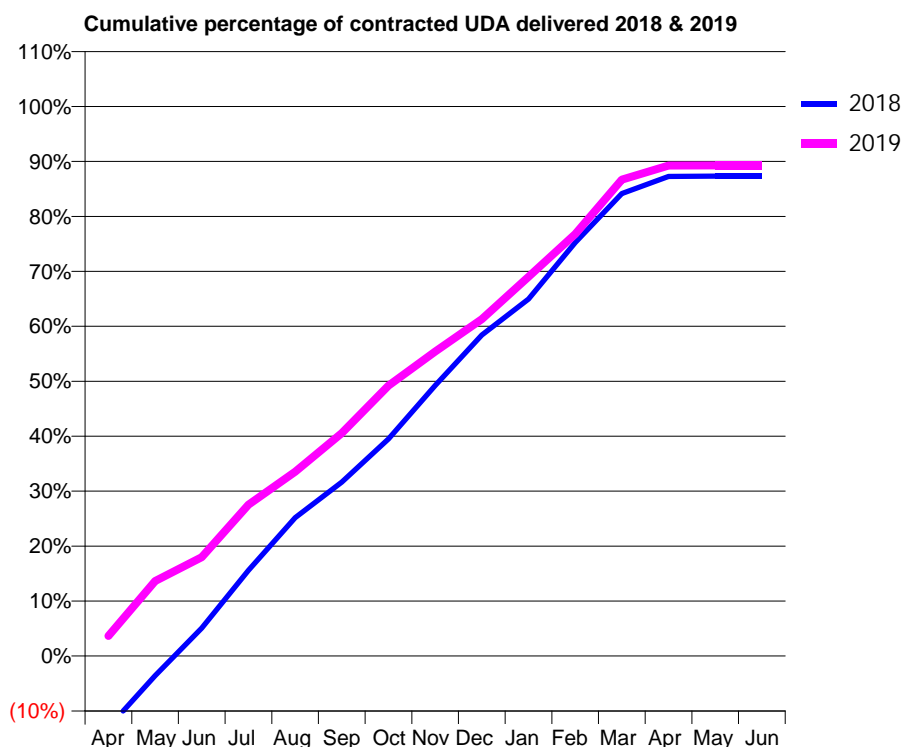
18/19 Contracted general activity (UDA)	7,202
Carry forward general activity (UDA)	0
18/19 Contracted orthodontic activity (UOA)	0
Carry forward orthodontic activity (UOA)	0
Baseline contract value	£172,609.15

### ACCESS\*

Patients seen in 24 months	Total	Change since previous quarter
Quarter ending March 2018	2,004	
Quarter ending June 2018	1,981	↓
Quarter ending September 2018	2,023	↑
Quarter ending December 2018	1,976	↓
Quarter ending March 2019	1,986	→
<b>Variance since March 2018</b>	<b>(0.9%)</b>	<b>→</b>



### ACTIVITY



Adjusted Scheduled Activity (UDA)		
Month	2018	2019
April	-936	264
May	-258	983
June	366	1,296
July	1,123	1,982
August	1,814	2,416
September	2,279	2,921
October	2,846	3,544
November	3,546	3,991
December	4,206	4,414
January	4,679	4,970
February	5,419	5,530
March	6,061	6,244
April	6,285	6,428
May	6,289	6,429
June	6,289	6,430

### QUALITY

	Quantity	Base Number	Contract	AT	Region	England
% of FP17s for the same patient ID Re-attending within 3 months - Children	80	565	14.2%	12.2%	12.3%	11.8%
% of FP17s for the same patient ID Re-attending within 3 months - Adults	442	2,719	16.3%	16.2%	15.9%	15.7%
% of FP17s for the same patient ID Re-attending between 3 & 9 months - Children	334	565	59.1%	58.0%	60.2%	58.9%
% of FP17s for the same patient ID Re-attending between 3 & 9 months - Adults	1,759	2,719	64.7%	50.9%	53.0%	50.8%
% of FP17s for Band 1 Urgent Courses	239	3,270	7.3%	10.1%	9.1%	9.1%
% of FP17s Relating to Free Repair or Replacements	25	3,270	0.8%	0.8%	1.0%	0.8%
% of FP17s Relating to Continuations	19	3,270	0.6%	0.9%	1.0%	0.9%
% of Patients satisfied with the dentistry they have received	1	1	N/A	92.8%	93.2%	92.5%
% of Patients satisfied with the time they had to wait for an appointment	1	1	N/A	86.8%	88.1%	87.0%

\* This is based on patients treated on this contract for their most recent course of treatment.

Figures in italics indicate the base number of FP17s or Patient Questionnaire responses are less than 100. N/A is shown where the base number of responses is less than 10 during the period. % is calculated as Quantity/Base number\*100

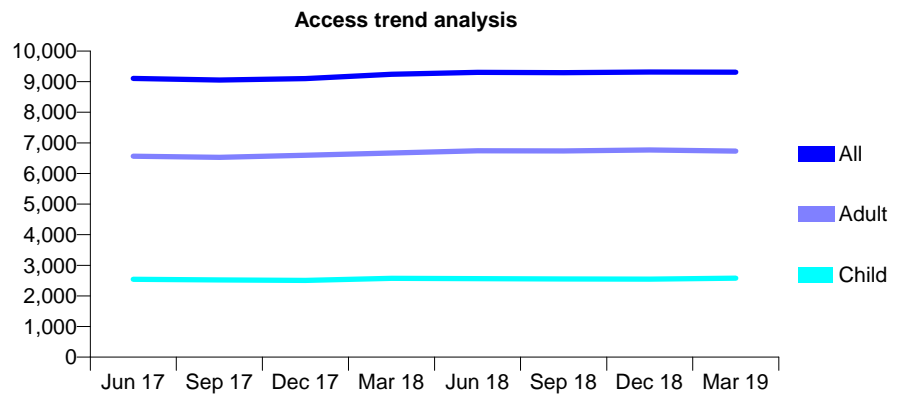
## Q46 - Vital Signs At a Glance Contract Report for 116580/0001 - Year end March 2019

Name or company name	Drake Dental Practice
Contract type name	GDS Contract
Purpose of contract	General
Contract start date	01/04/2014
Contract end date	

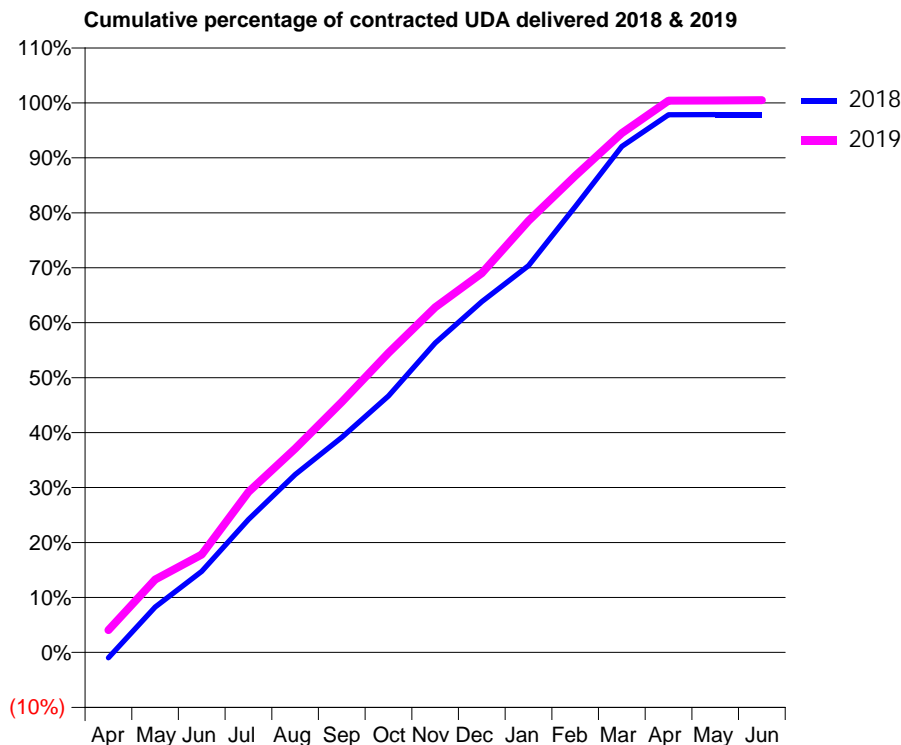
18/19 Contracted general activity (UDA)	30,499
Carry forward general activity (UDA)	0
18/19 Contracted orthodontic activity (UOA)	0
Carry forward orthodontic activity (UOA)	0
Baseline contract value	£794,420.76

### ACCESS\*

Patients seen in 24 months	Total	Change since previous quarter
Quarter ending March 2018	9,245	
Quarter ending June 2018	9,306	→
Quarter ending September 2018	9,295	→
Quarter ending December 2018	9,313	→
Quarter ending March 2019	9,308	→
<b>Variance since March 2018</b>	<b>0.7%</b>	<b>→</b>



### ACTIVITY



Adjusted Scheduled Activity (UDA)		
Month	2018	2019
April	-309	1,237
May	2,518	4,048
June	4,502	5,437
July	7,377	8,905
August	9,867	11,313
September	11,937	13,899
October	14,233	16,618
November	17,171	19,152
December	19,471	21,048
January	21,471	23,957
February	24,738	26,445
March	28,085	28,816
April	29,835	30,623
May	29,846	30,630
June	29,846	30,642

### QUALITY

	Quantity	Base Number	Contract	AT	Region	England
% of FP17s for the same patient ID Re-attending within 3 months - Children	374	4,386	8.5%	12.2%	12.3%	11.8%
% of FP17s for the same patient ID Re-attending within 3 months - Adults	1,513	10,491	14.4%	16.2%	15.9%	15.7%
% of FP17s for the same patient ID Re-attending between 3 & 9 months - Children	2,692	4,386	61.4%	58.0%	60.2%	58.9%
% of FP17s for the same patient ID Re-attending between 3 & 9 months - Adults	6,295	10,491	60.0%	50.9%	53.0%	50.8%
% of FP17s for Band 1 Urgent Courses	1,453	15,106	9.6%	10.1%	9.1%	9.1%
% of FP17s Relating to Free Repair or Replacements	125	15,106	0.8%	0.8%	1.0%	0.8%
% of FP17s Relating to Continuations	67	15,106	0.4%	0.9%	1.0%	0.9%
% of Patients satisfied with the dentistry they have received	1	1	N/A	92.8%	93.2%	92.5%
% of Patients satisfied with the time they had to wait for an appointment	1	1	N/A	86.8%	88.1%	87.0%

\* This is based on patients treated on this contract for their most recent course of treatment.

Figures in italics indicate the base number of FP17s or Patient Questionnaire responses are less than 100. N/A is shown where the base number of responses is less than 10 during the period. % is calculated as Quantity/Base number\*100



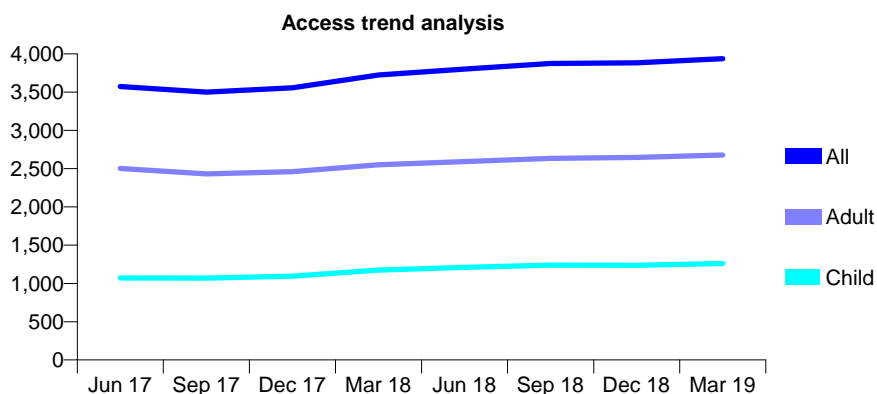
## Q46 - Vital Signs At a Glance Contract Report for 116696/0001 - Year end March 2019

Name or company name	Fallowfield (No.1)Limited
Contract type name	GDS Contract
Purpose of contract	General
Contract start date	01/11/2007
Contract end date	

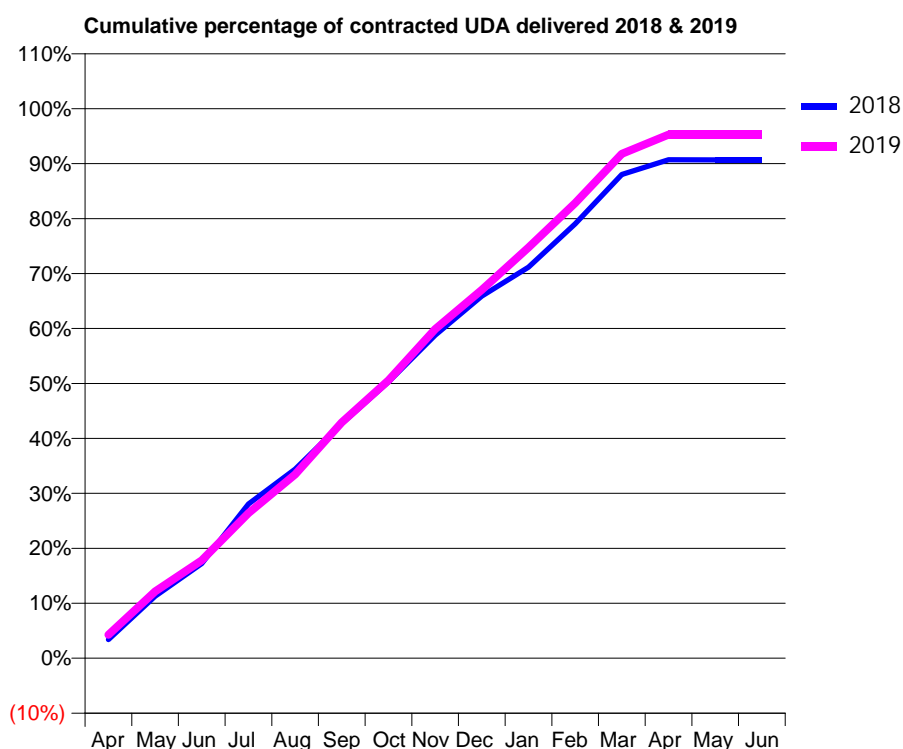
18/19 Contracted general activity (UDA)	13,084
Carry forward general activity (UDA)	0
18/19 Contracted orthodontic activity (UOA)	0
Carry forward orthodontic activity (UOA)	0
Baseline contract value	£453,468.08

### ACCESS\*

Patients seen in 24 months	Total	Change since previous quarter
Quarter ending March 2018	3,724	
Quarter ending June 2018	3,803	↑
Quarter ending September 2018	3,873	→
Quarter ending December 2018	3,883	→
Quarter ending March 2019	3,937	→
<b>Variance since March 2018</b>	<b>5.7%</b>	<b>↑</b>



### ACTIVITY



Adjusted Scheduled Activity (UDA)		
Month	2018	2019
April	443	559
May	1,477	1,593
June	2,257	2,333
July	3,672	3,453
August	4,504	4,378
September	5,591	5,614
October	6,578	6,618
November	7,691	7,833
December	8,621	8,769
January	9,312	9,780
February	10,342	10,837
March	11,517	12,006
April	11,865	12,463
May	11,864	12,463
June	11,864	12,463

### QUALITY

	Quantity	Base Number	Contract	AT	Region	England
% of FP17s for the same patient ID Re-attending within 3 months - Children	194	1,654	11.7%	12.2%	12.3%	11.8%
% of FP17s for the same patient ID Re-attending within 3 months - Adults	823	3,685	22.3%	16.2%	15.9%	15.7%
% of FP17s for the same patient ID Re-attending between 3 & 9 months - Children	716	1,654	43.3%	58.0%	60.2%	58.9%
% of FP17s for the same patient ID Re-attending between 3 & 9 months - Adults	1,546	3,685	42.0%	50.9%	53.0%	50.8%
% of FP17s for Band 1 Urgent Courses	785	5,393	14.6%	10.1%	9.1%	9.1%
% of FP17s Relating to Free Repair or Replacements	50	5,393	0.9%	0.8%	1.0%	0.8%
% of FP17s Relating to Continuations	81	5,393	1.5%	0.9%	1.0%	0.9%
% of Patients satisfied with the dentistry they have received	1	1	N/A	92.8%	93.2%	92.5%
% of Patients satisfied with the time they had to wait for an appointment	0	1	N/A	86.8%	88.1%	87.0%

\* This is based on patients treated on this contract for their most recent course of treatment.

Figures in italics indicate the base number of FP17s or Patient Questionnaire responses are less than 100. N/A is shown where the base number of responses is less than 10 during the period. % is calculated as Quantity/Base number\*100

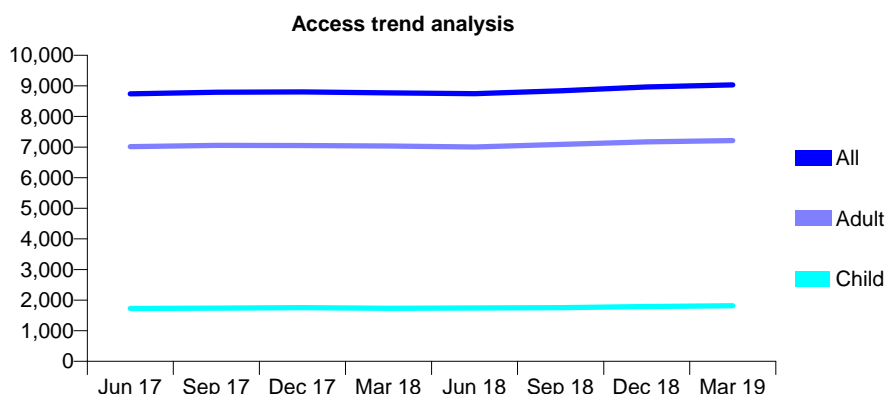
## Q46 - Vital Signs At a Glance Contract Report for 117080/0001 - Year end March 2019

Name or company name	Jefferies Reed & Associates
Contract type name	GDS Contract
Purpose of contract	General
Contract start date	01/04/2006
Contract end date	

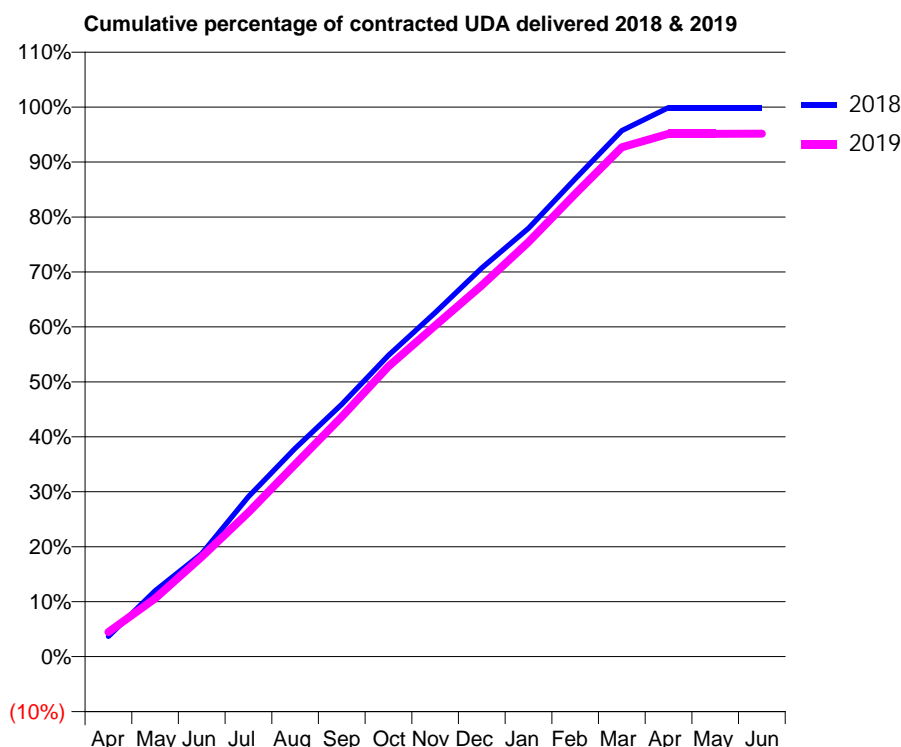
18/19 Contracted general activity (UDA)	28,152
Carry forward general activity (UDA)	29
18/19 Contracted orthodontic activity (UOA)	0
Carry forward orthodontic activity (UOA)	0
Baseline contract value	£866,979.75

### ACCESS\*

Patients seen in 24 months	Total	Change since previous quarter
Quarter ending March 2018	8,768	
Quarter ending June 2018	8,747	→
Quarter ending September 2018	8,839	→
Quarter ending December 2018	8,967	→
Quarter ending March 2019	9,032	→
<b>Variance since March 2018</b>	<b>3.0%</b>	<b>↑</b>



### ACTIVITY



Adjusted Scheduled Activity (UDA)		
Month	2018	2019
April	1,040	1,258
May	3,372	2,983
June	5,278	5,114
July	8,192	7,392
August	10,676	9,850
September	12,921	12,287
October	15,436	14,866
November	17,625	16,962
December	19,912	19,014
January	21,939	21,234
February	24,474	23,709
March	26,942	26,093
April	28,121	26,779
May	28,121	26,780
June	28,123	26,788

### QUALITY

	Quantity	Base Number	Contract	AT	Region	England
% of FP17s for the same patient ID Re-attending within 3 months - Children	165	2,879	5.7%	12.2%	12.3%	11.8%
% of FP17s for the same patient ID Re-attending within 3 months - Adults	1,362	11,810	11.5%	16.2%	15.9%	15.7%
% of FP17s for the same patient ID Re-attending between 3 & 9 months - Children	1,917	2,879	66.6%	58.0%	60.2%	58.9%
% of FP17s for the same patient ID Re-attending between 3 & 9 months - Adults	8,191	11,810	69.4%	50.9%	53.0%	50.8%
% of FP17s for Band 1 Urgent Courses	689	14,553	4.7%	10.1%	9.1%	9.1%
% of FP17s Relating to Free Repair or Replacements	85	14,553	0.6%	0.8%	1.0%	0.8%
% of FP17s Relating to Continuations	273	14,553	1.9%	0.9%	1.0%	0.9%
% of Patients satisfied with the dentistry they have received	6	6	N/A	92.8%	93.2%	92.5%
% of Patients satisfied with the time they had to wait for an appointment	5	6	N/A	86.8%	88.1%	87.0%

\* This is based on patients treated on this contract for their most recent course of treatment.  
 Figures in italics indicate the base number of FP17s or Patient Questionnaire responses are less than 100. N/A is shown where the base number of responses is less than 10 during the period. % is calculated as Quantity/Base number\*100

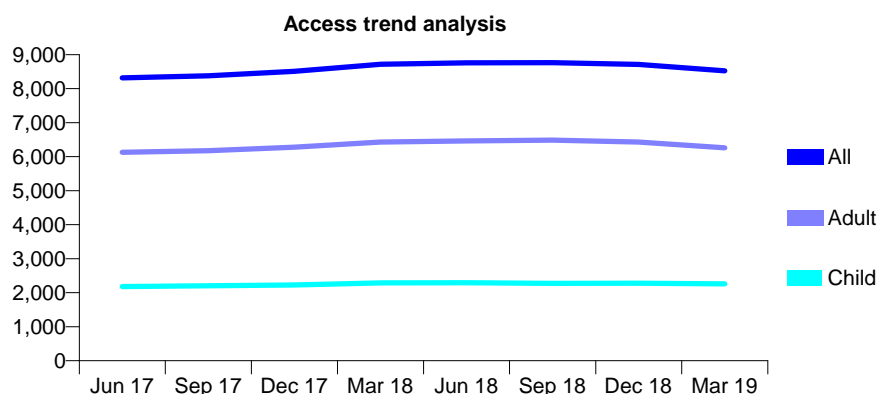
## Q46 - Vital Signs At a Glance Contract Report for 118311/0001 - Year end March 2019

Name or company name	Bryn Street Dental Clinic Ltd
Contract type name	GDS Contract
Purpose of contract	General
Contract start date	01/10/2008
Contract end date	

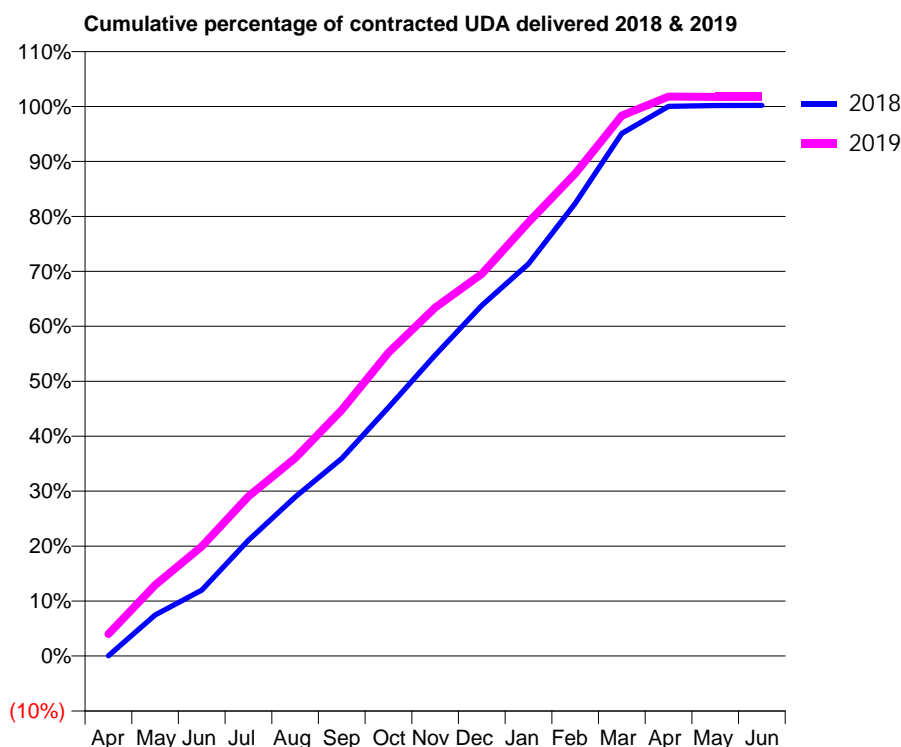
18/19 Contracted general activity (UDA)	24,515
Carry forward general activity (UDA)	-45
18/19 Contracted orthodontic activity (UOA)	0
Carry forward orthodontic activity (UOA)	0
Baseline contract value	£653,804.77

### ACCESS\*

Patients seen in 24 months	Total	Change since previous quarter
Quarter ending March 2018	8,720	
Quarter ending June 2018	8,759	→
Quarter ending September 2018	8,765	→
Quarter ending December 2018	8,712	→
Quarter ending March 2019	8,523	↓
<b>Variance since March 2018</b>	<b>(2.3%)</b>	<b>↓</b>



### ACTIVITY



Adjusted Scheduled Activity (UDA)		
Month	2018	2019
April	13	984
May	1,836	3,169
June	2,933	4,884
July	5,165	7,122
August	7,093	8,832
September	8,812	10,977
October	11,094	13,530
November	13,426	15,546
December	15,638	17,048
January	17,493	19,352
February	20,195	21,522
March	23,314	24,106
April	24,520	24,950
May	24,555	24,942
June	24,560	24,942

### QUALITY

	Quantity	Base Number	Contract	AT	Region	England
% of FP17s for the same patient ID Re-attending within 3 months - Children	800	4,458	17.9%	12.2%	12.3%	11.8%
% of FP17s for the same patient ID Re-attending within 3 months - Adults	1,753	9,413	18.6%	16.2%	15.9%	15.7%
% of FP17s for the same patient ID Re-attending between 3 & 9 months - Children	2,807	4,458	63.0%	58.0%	60.2%	58.9%
% of FP17s for the same patient ID Re-attending between 3 & 9 months - Adults	4,822	9,413	51.2%	50.9%	53.0%	50.8%
% of FP17s for Band 1 Urgent Courses	1,703	13,398	12.7%	10.1%	9.1%	9.1%
% of FP17s Relating to Free Repair or Replacements	146	13,398	1.1%	0.8%	1.0%	0.8%
% of FP17s Relating to Continuations	78	13,398	0.6%	0.9%	1.0%	0.9%
% of Patients satisfied with the dentistry they have received	2	2	N/A	92.8%	93.2%	92.5%
% of Patients satisfied with the time they had to wait for an appointment	1	2	N/A	86.8%	88.1%	87.0%

\* This is based on patients treated on this contract for their most recent course of treatment.

Figures in italics indicate the base number of FP17s or Patient Questionnaire responses are less than 100. N/A is shown where the base number of responses is less than 10 during the period. % is calculated as Quantity/Base number\*100

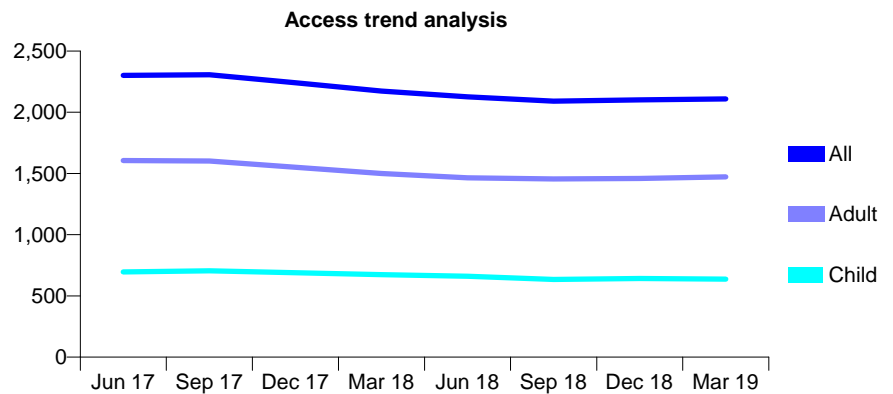
## Q46 - Vital Signs At a Glance Contract Report for 118540/0001 - Year end March 2019

Name or company name	Birchfields Family Dental Care
Contract type name	GDS Contract
Purpose of contract	General
Contract start date	01/07/2012
Contract end date	

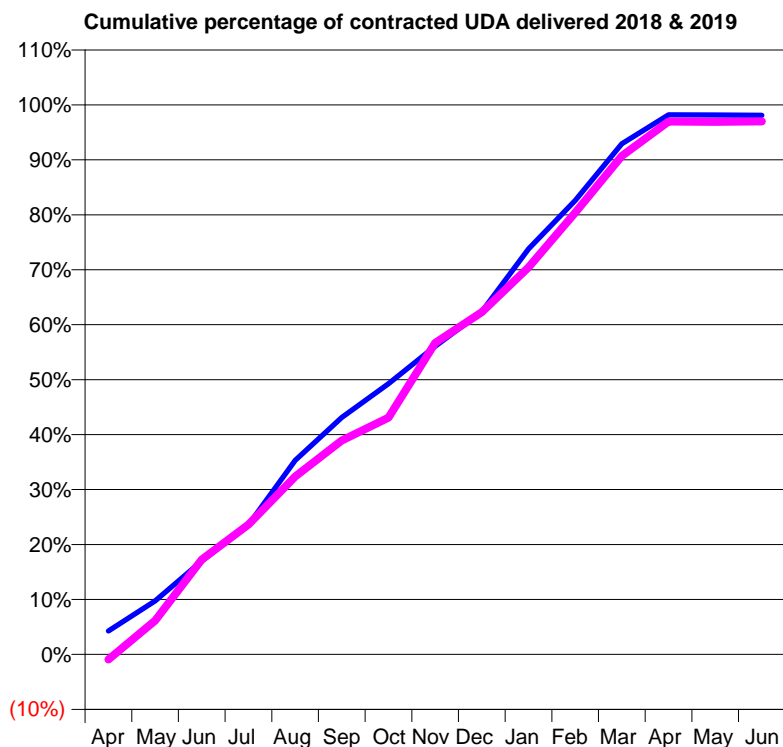
18/19 Contracted general activity (UDA)	7,428
Carry forward general activity (UDA)	70
18/19 Contracted orthodontic activity (UOA)	0
Carry forward orthodontic activity (UOA)	0
Baseline contract value	£257,424.72

### ACCESS\*

Patients seen in 24 months	Total	Change since previous quarter
Quarter ending March 2018	2,174	
Quarter ending June 2018	2,126	↓
Quarter ending September 2018	2,091	↓
Quarter ending December 2018	2,101	→
Quarter ending March 2019	2,109	→
<b>Variance since March 2018</b>	<b>(3.0%)</b>	<b>↓</b>



### ACTIVITY



Adjusted Scheduled Activity (UDA)		
Month	2018	2019
April	316	-70
May	724	459
June	1,263	1,282
July	1,751	1,754
August	2,624	2,404
September	3,202	2,893
October	3,660	3,200
November	4,166	4,211
December	4,632	4,626
January	5,481	5,232
February	6,135	5,970
March	6,901	6,736
April	7,294	7,202
May	7,290	7,198
June	7,287	7,203

### QUALITY

	Quantity	Base Number	Contract	AT	Region	England
% of FP17s for the same patient ID Re-attending within 3 months - Children	67	950	7.1%	12.2%	12.3%	11.8%
% of FP17s for the same patient ID Re-attending within 3 months - Adults	294	2,163	13.6%	16.2%	15.9%	15.7%
% of FP17s for the same patient ID Re-attending between 3 & 9 months - Children	607	950	63.9%	58.0%	60.2%	58.9%
% of FP17s for the same patient ID Re-attending between 3 & 9 months - Adults	1,281	2,163	59.2%	50.9%	53.0%	50.8%
% of FP17s for Band 1 Urgent Courses	203	3,116	6.5%	10.1%	9.1%	9.1%
% of FP17s Relating to Free Repair or Replacements	20	3,116	0.6%	0.8%	1.0%	0.8%
% of FP17s Relating to Continuations	8	3,116	0.3%	0.9%	1.0%	0.9%
% of Patients satisfied with the dentistry they have received	0	0	N/A	92.8%	93.2%	92.5%
% of Patients satisfied with the time they had to wait for an appointment	0	0	N/A	86.8%	88.1%	87.0%

\* This is based on patients treated on this contract for their most recent course of treatment.

Figures in italics indicate the base number of FP17s or Patient Questionnaire responses are less than 100. N/A is shown where the base number of responses is less than 10 during the period. % is calculated as Quantity/Base number\*100

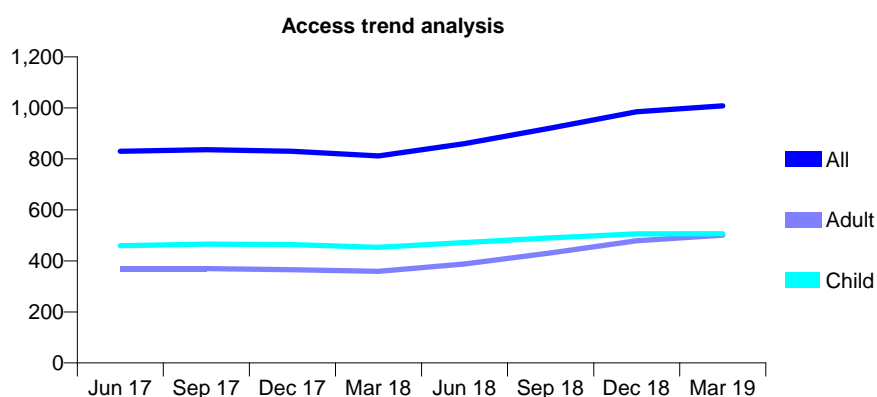
## Q46 - Vital Signs At a Glance Contract Report for 119741/0001 - Year end March 2019

Name or company name	32 Whites - Church Lane
Contract type name	GDS Contract
Purpose of contract	General
Contract start date	01/04/2006
Contract end date	

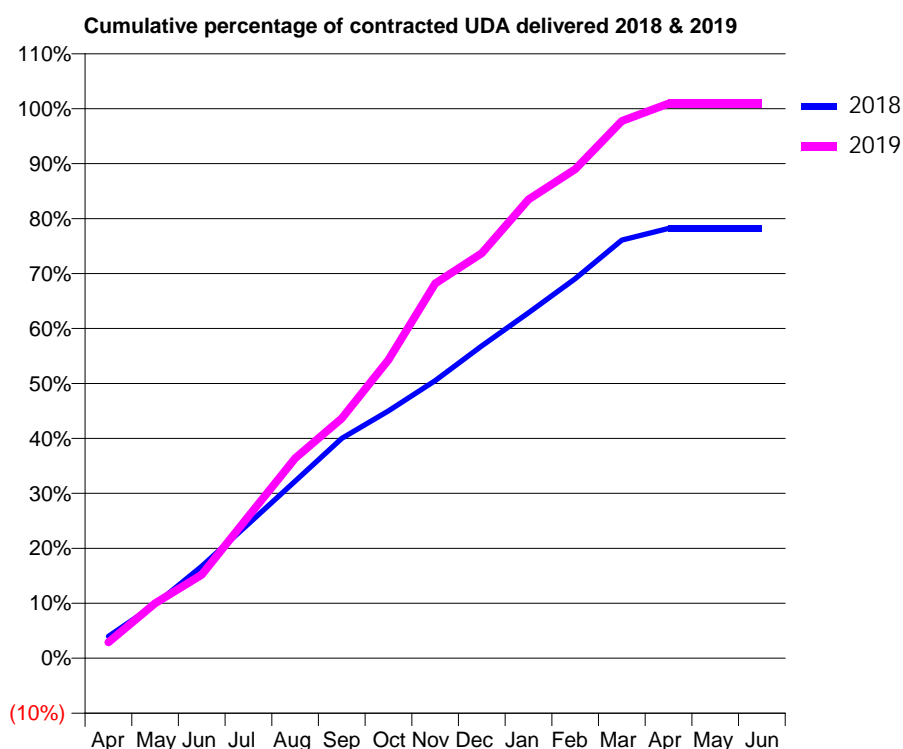
18/19 Contracted general activity (UDA)	2,800
Carry forward general activity (UDA)	0
18/19 Contracted orthodontic activity (UOA)	0
Carry forward orthodontic activity (UOA)	0
Baseline contract value	£61,573.35

### ACCESS\*

Patients seen in 24 months	Total	Change since previous quarter
Quarter ending March 2018	812	
Quarter ending June 2018	860	↑
Quarter ending September 2018	921	↑
Quarter ending December 2018	985	↑
Quarter ending March 2019	1,008	↑
<b>Variance since March 2018</b>	<b>24.1%</b>	<b>↑</b>



### ACTIVITY



Adjusted Scheduled Activity (UDA)		
Month	2018	2019
April	112	81
May	274	280
June	468	425
July	685	723
August	902	1,019
September	1,120	1,222
October	1,260	1,520
November	1,414	1,910
December	1,591	2,063
January	1,760	2,337
February	1,933	2,491
March	2,131	2,737
April	2,190	2,826
May	2,190	2,826
June	2,190	2,826

### QUALITY

	Quantity	Base Number	Contract	AT	Region	England
% of FP17s for the same patient ID Re-attending within 3 months - Children	31	831	3.7%	12.2%	12.3%	11.8%
% of FP17s for the same patient ID Re-attending within 3 months - Adults	74	691	10.7%	16.2%	15.9%	15.7%
% of FP17s for the same patient ID Re-attending between 3 & 9 months - Children	589	831	70.9%	58.0%	60.2%	58.9%
% of FP17s for the same patient ID Re-attending between 3 & 9 months - Adults	369	691	53.4%	50.9%	53.0%	50.8%
% of FP17s for Band 1 Urgent Courses	28	1,552	1.8%	10.1%	9.1%	9.1%
% of FP17s Relating to Free Repair or Replacements	3	1,552	0.2%	0.8%	1.0%	0.8%
% of FP17s Relating to Continuations	32	1,552	2.1%	0.9%	1.0%	0.9%
% of Patients satisfied with the dentistry they have received	2	2	N/A	92.8%	93.2%	92.5%
% of Patients satisfied with the time they had to wait for an appointment	1	2	N/A	86.8%	88.1%	87.0%

\* This is based on patients treated on this contract for their most recent course of treatment.

Figures in italics indicate the base number of FP17s or Patient Questionnaire responses are less than 100. N/A is shown where the base number of responses is less than 10 during the period. % is calculated as Quantity/Base number\*100

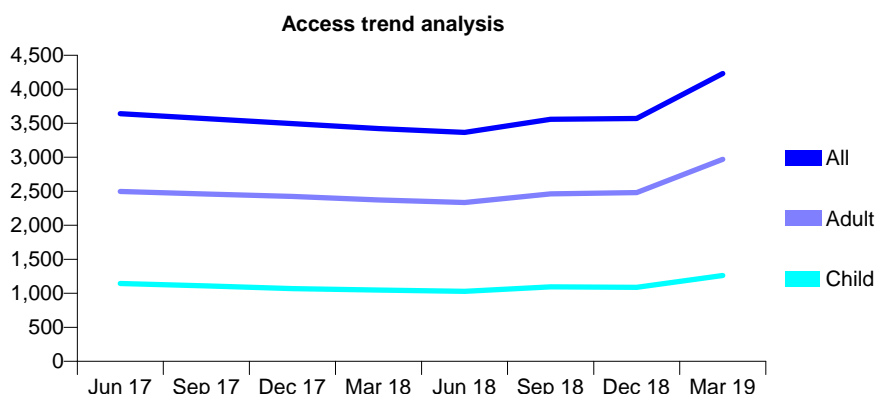
## Q46 - Vital Signs At a Glance Contract Report for 120162/0001 - Year end March 2019

Name or company name	Confidential Solutions Ltd
Contract type name	GDS Contract
Purpose of contract	General
Contract start date	01/12/2013
Contract end date	

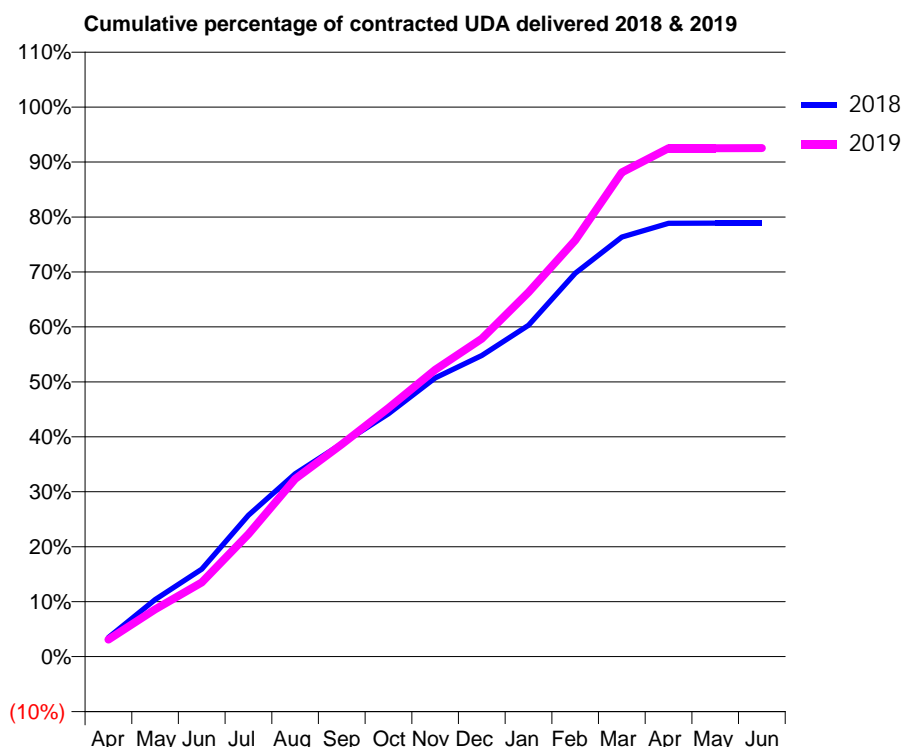
18/19 Contracted general activity (UDA)	12,935
Carry forward general activity (UDA)	0
18/19 Contracted orthodontic activity (UOA)	0
Carry forward orthodontic activity (UOA)	0
Baseline contract value	£315,756.75

### ACCESS\*

Patients seen in 24 months	Total	Change since previous quarter
Quarter ending March 2018	3,423	
Quarter ending June 2018	3,365	↓
Quarter ending September 2018	3,557	↑
Quarter ending December 2018	3,572	→
Quarter ending March 2019	4,233	↑
<b>Variance since March 2018</b>	<b>23.7%</b>	<b>↑</b>



### ACTIVITY



Month	Adjusted Scheduled Activity (UDA)	
	2018	2019
April	449	402
May	1,344	1,112
June	2,057	1,748
July	3,330	2,884
August	4,306	4,183
September	5,010	4,998
October	5,718	5,852
November	6,562	6,755
December	7,087	7,486
January	7,799	8,578
February	9,023	9,802
March	9,875	11,397
April	10,201	11,964
May	10,202	11,968
June	10,202	11,969

### QUALITY

	Quantity	Base Number	Contract	AT	Region	England
% of FP17s for the same patient ID Re-attending within 3 months - Children	115	1,875	6.1%	12.2%	12.3%	11.8%
% of FP17s for the same patient ID Re-attending within 3 months - Adults	528	4,296	12.3%	16.2%	15.9%	15.7%
% of FP17s for the same patient ID Re-attending between 3 & 9 months - Children	1,049	1,875	55.9%	58.0%	60.2%	58.9%
% of FP17s for the same patient ID Re-attending between 3 & 9 months - Adults	2,383	4,296	55.5%	50.9%	53.0%	50.8%
% of FP17s for Band 1 Urgent Courses	506	6,243	8.1%	10.1%	9.1%	9.1%
% of FP17s Relating to Free Repair or Replacements	49	6,243	0.8%	0.8%	1.0%	0.8%
% of FP17s Relating to Continuations	31	6,243	0.5%	0.9%	1.0%	0.9%
% of Patients satisfied with the dentistry they have received	0	0	N/A	92.8%	93.2%	92.5%
% of Patients satisfied with the time they had to wait for an appointment	0	0	N/A	86.8%	88.1%	87.0%

\* This is based on patients treated on this contract for their most recent course of treatment.  
 Figures in italics indicate the base number of FP17s or Patient Questionnaire responses are less than 100. N/A is shown where the base number of responses is less than 10 during the period. % is calculated as Quantity/Base number\*100

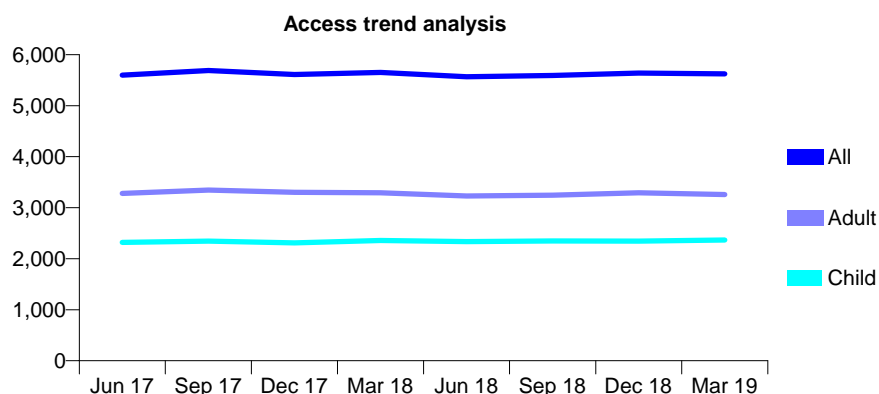
## Q46 - Vital Signs At a Glance Contract Report for 121118/0001 - Year end March 2019

Name or company name	The Tooth Place Limited
Contract type name	GDS Contract
Purpose of contract	General
Contract start date	01/08/2015
Contract end date	

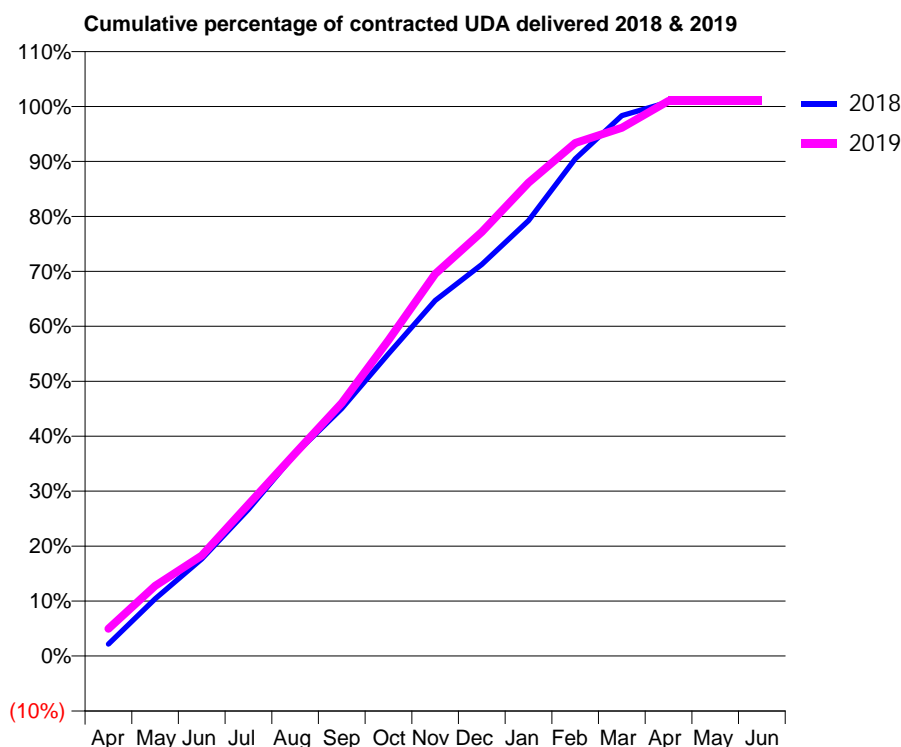
18/19 Contracted general activity (UDA)	16,195
Carry forward general activity (UDA)	-128
18/19 Contracted orthodontic activity (UOA)	0
Carry forward orthodontic activity (UOA)	0
Baseline contract value	£555,019.37

### ACCESS\*

Patients seen in 24 months	Total	Change since previous quarter
Quarter ending March 2018	5,652	
Quarter ending June 2018	5,567	↓
Quarter ending September 2018	5,594	→
Quarter ending December 2018	5,639	→
Quarter ending March 2019	5,626	→
<b>Variance since March 2018</b>	<b>(0.5%)</b>	<b>→</b>



### ACTIVITY



Adjusted Scheduled Activity (UDA)		
Month	2018	2019
April	351	805
May	1,686	2,068
June	2,859	2,963
July	4,326	4,470
August	5,955	5,973
September	7,295	7,455
October	8,906	9,307
November	10,478	11,263
December	11,539	12,497
January	12,829	13,950
February	14,654	15,115
March	15,923	15,564
April	16,323	16,359
May	16,323	16,359
June	16,323	16,359

### QUALITY

	Quantity	Base Number	Contract	AT	Region	England
% of FP17s for the same patient ID Re-attending within 3 months - Children	425	3,730	11.4%	12.2%	12.3%	11.8%
% of FP17s for the same patient ID Re-attending within 3 months - Adults	929	4,802	19.3%	16.2%	15.9%	15.7%
% of FP17s for the same patient ID Re-attending between 3 & 9 months - Children	2,152	3,730	57.7%	58.0%	60.2%	58.9%
% of FP17s for the same patient ID Re-attending between 3 & 9 months - Adults	2,674	4,802	55.7%	50.9%	53.0%	50.8%
% of FP17s for Band 1 Urgent Courses	1,004	7,441	13.5%	10.1%	9.1%	9.1%
% of FP17s Relating to Free Repair or Replacements	139	7,441	1.9%	0.8%	1.0%	0.8%
% of FP17s Relating to Continuations	84	7,441	1.1%	0.9%	1.0%	0.9%
% of Patients satisfied with the dentistry they have received	2	2	N/A	92.8%	93.2%	92.5%
% of Patients satisfied with the time they had to wait for an appointment	2	2	N/A	86.8%	88.1%	87.0%

\* This is based on patients treated on this contract for their most recent course of treatment.

Figures in italics indicate the base number of FP17s or Patient Questionnaire responses are less than 100. N/A is shown where the base number of responses is less than 10 during the period. % is calculated as Quantity/Base number\*100



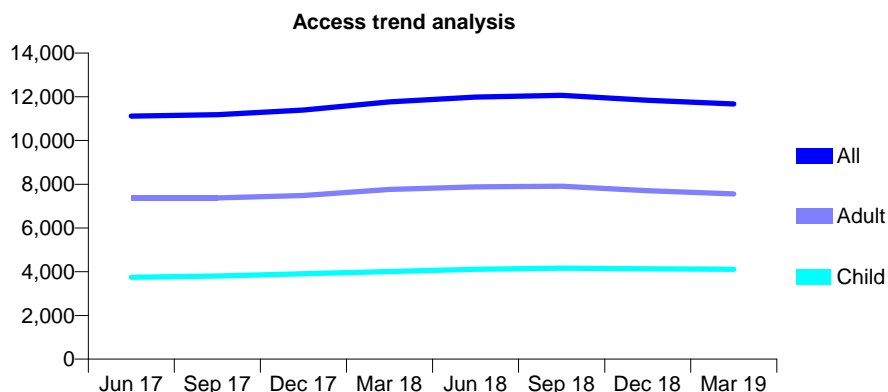
## Q46 - Vital Signs At a Glance Contract Report for 121274/0001 - Year end March 2019

Name or company name	Freshdental Practice Ltd
Contract type name	GDS Contract
Purpose of contract	General
Contract start date	01/04/2011
Contract end date	

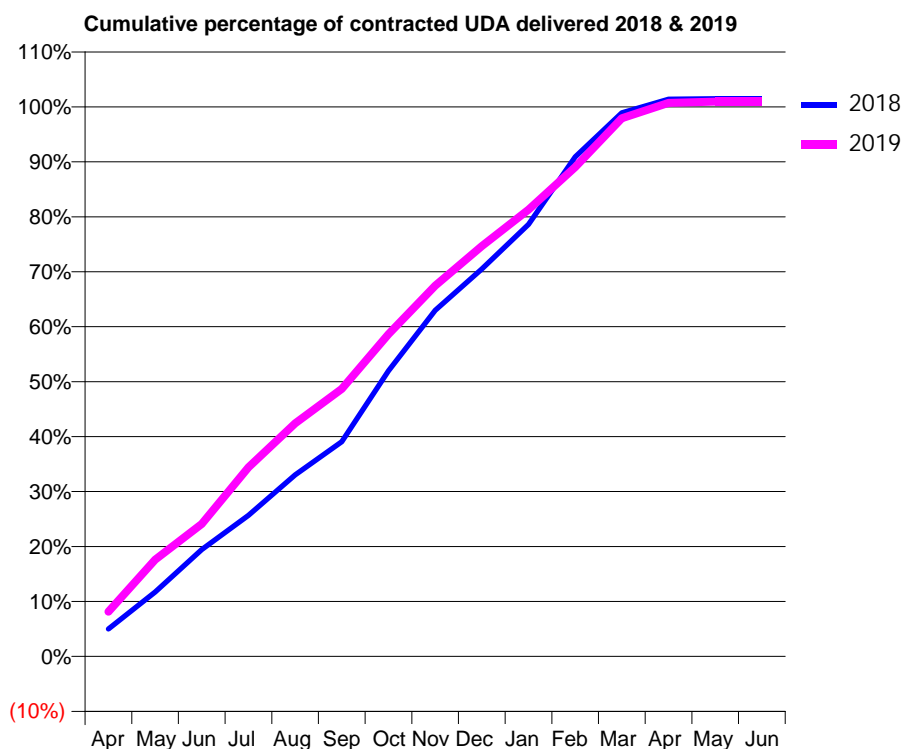
18/19 Contracted general activity (UDA)	28,724
Carry forward general activity (UDA)	-426
18/19 Contracted orthodontic activity (UOA)	0
Carry forward orthodontic activity (UOA)	0
Baseline contract value	£739,809.14

### ACCESS\*

Patients seen in 24 months	Total	Change since previous quarter
Quarter ending March 2018	11,770	
Quarter ending June 2018	11,986	→
Quarter ending September 2018	12,072	→
Quarter ending December 2018	11,836	↓
Quarter ending March 2019	11,670	↓
<b>Variance since March 2018</b>	<b>(0.8%)</b>	<b>→</b>



### ACTIVITY



Adjusted Scheduled Activity (UDA)		
Month	2018	2019
April	1,440	2,337
May	3,370	5,055
June	5,584	6,923
July	7,373	9,881
August	9,489	12,186
September	11,223	13,985
October	14,929	16,846
November	18,095	19,382
December	20,242	21,445
January	22,580	23,353
February	26,113	25,576
March	28,410	28,128
April	29,122	28,927
May	29,149	28,995
June	29,150	28,995

### QUALITY

	Quantity	Base Number	Contract	AT	Region	England
% of FP17s for the same patient ID Re-attending within 3 months - Children	1,096	7,665	14.3%	12.2%	12.3%	11.8%
% of FP17s for the same patient ID Re-attending within 3 months - Adults	1,103	9,380	11.8%	16.2%	15.9%	15.7%
% of FP17s for the same patient ID Re-attending between 3 & 9 months - Children	4,807	7,665	62.7%	58.0%	60.2%	58.9%
% of FP17s for the same patient ID Re-attending between 3 & 9 months - Adults	4,917	9,380	52.4%	50.9%	53.0%	50.8%
% of FP17s for Band 1 Urgent Courses	1,570	16,266	9.7%	10.1%	9.1%	9.1%
% of FP17s Relating to Free Repair or Replacements	62	16,266	0.4%	0.8%	1.0%	0.8%
% of FP17s Relating to Continuations	11	16,266	0.1%	0.9%	1.0%	0.9%
% of Patients satisfied with the dentistry they have received	2	2	N/A	92.8%	93.2%	92.5%
% of Patients satisfied with the time they had to wait for an appointment	2	2	N/A	86.8%	88.1%	87.0%

\* This is based on patients treated on this contract for their most recent course of treatment.

Figures in italics indicate the base number of FP17s or Patient Questionnaire responses are less than 100. N/A is shown where the base number of responses is less than 10 during the period. % is calculated as Quantity/Base number\*100

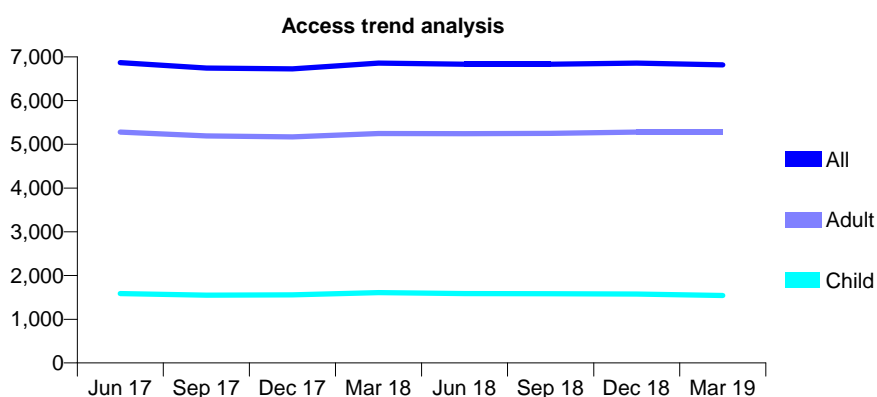
## Q46 - Vital Signs At a Glance Contract Report for 122211/0001 - Year end March 2019

Name or company name	Durgan & Ashworth Dental Care Ltd
Contract type name	GDS Contract
Purpose of contract	General
Contract start date	01/05/2007
Contract end date	

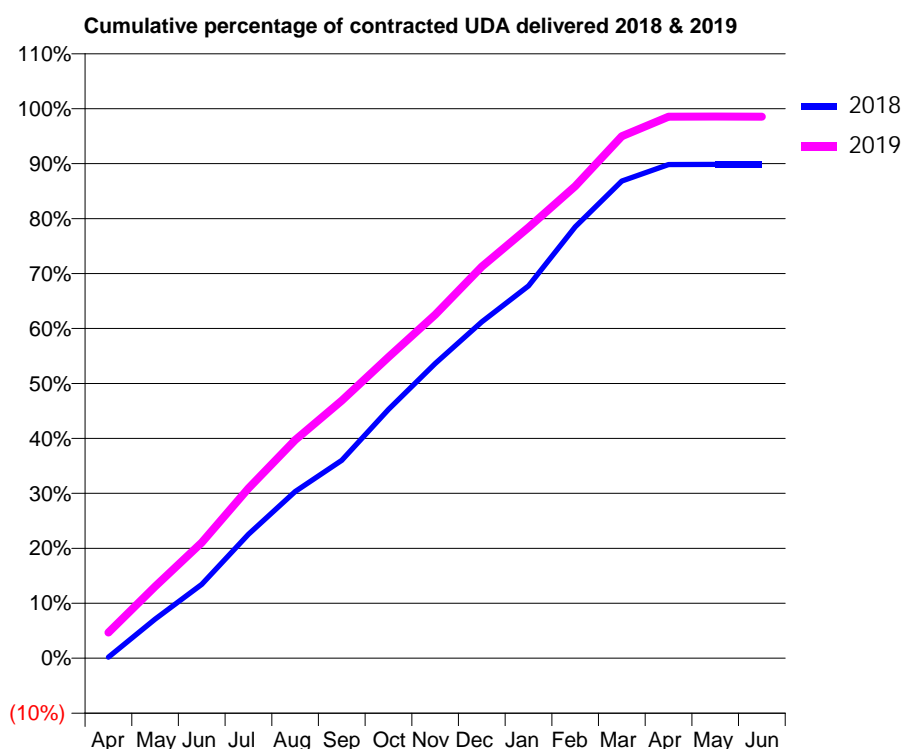
18/19 Contracted general activity (UDA)	19,207
Carry forward general activity (UDA)	0
18/19 Contracted orthodontic activity (UOA)	0
Carry forward orthodontic activity (UOA)	0
Baseline contract value	£646,698.40

### ACCESS\*

Patients seen in 24 months	Total	Change since previous quarter
Quarter ending March 2018	6,857	
Quarter ending June 2018	6,830	→
Quarter ending September 2018	6,832	→
Quarter ending December 2018	6,857	→
Quarter ending March 2019	6,819	→
<b>Variance since March 2018</b>	<b>(0.6%)</b>	<b>→</b>



### ACTIVITY



Adjusted Scheduled Activity (UDA)		
Month	2018	2019
April	41	896
May	1,369	2,508
June	2,580	4,044
July	4,331	5,939
August	5,823	7,629
September	6,921	9,001
October	8,695	10,522
November	10,297	12,007
December	11,758	13,688
January	13,010	15,058
February	15,075	16,495
March	16,677	18,240
April	17,250	18,928
May	17,256	18,930
June	17,257	18,928

### QUALITY

	Quantity	Base Number	Contract	AT	Region	England
% of FP17s for the same patient ID Re-attending within 3 months - Children	136	2,217	6.1%	12.2%	12.3%	11.8%
% of FP17s for the same patient ID Re-attending within 3 months - Adults	1,115	7,619	14.6%	16.2%	15.9%	15.7%
% of FP17s for the same patient ID Re-attending between 3 & 9 months - Children	1,329	2,217	59.9%	58.0%	60.2%	58.9%
% of FP17s for the same patient ID Re-attending between 3 & 9 months - Adults	4,025	7,619	52.8%	50.9%	53.0%	50.8%
% of FP17s for Band 1 Urgent Courses	945	9,869	9.6%	10.1%	9.1%	9.1%
% of FP17s Relating to Free Repair or Replacements	96	9,869	1.0%	0.8%	1.0%	0.8%
% of FP17s Relating to Continuations	174	9,869	1.8%	0.9%	1.0%	0.9%
% of Patients satisfied with the dentistry they have received	3	3	N/A	92.8%	93.2%	92.5%
% of Patients satisfied with the time they had to wait for an appointment	3	3	N/A	86.8%	88.1%	87.0%

\* This is based on patients treated on this contract for their most recent course of treatment.

Figures in italics indicate the base number of FP17s or Patient Questionnaire responses are less than 100. N/A is shown where the base number of responses is less than 10 during the period. % is calculated as Quantity/Base number\*100

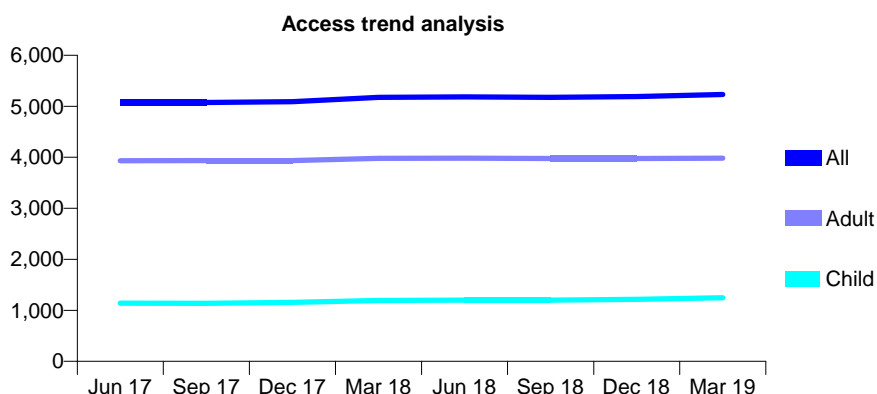
## Q46 - Vital Signs At a Glance Contract Report for 123056/0001 - Year end March 2019

Name or company name	Fletcher Fosbrook Dental Surgery
Contract type name	GDS Contract
Purpose of contract	General
Contract start date	01/04/2013
Contract end date	

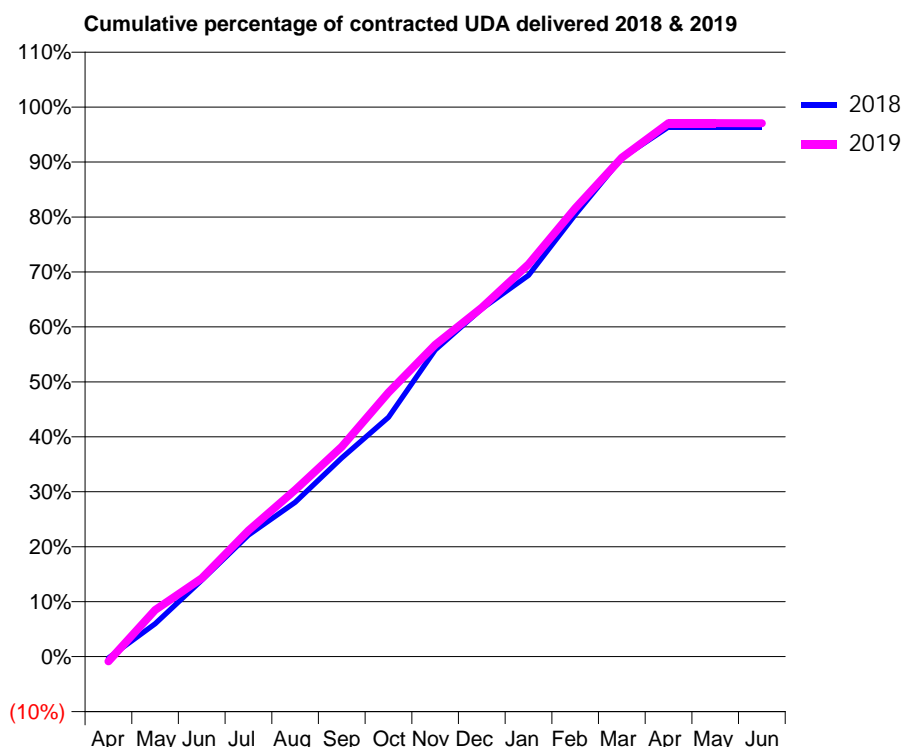
18/19 Contracted general activity (UDA)	12,364
Carry forward general activity (UDA)	448
18/19 Contracted orthodontic activity (UOA)	0
Carry forward orthodontic activity (UOA)	0
Baseline contract value	£350,596.61

### ACCESS\*

Patients seen in 24 months	Total	Change since previous quarter
Quarter ending March 2018	5,174	
Quarter ending June 2018	5,182	→
Quarter ending September 2018	5,176	→
Quarter ending December 2018	5,192	→
Quarter ending March 2019	5,229	→
<b>Variance since March 2018</b>	<b>1.1%</b>	<b>→</b>



### ACTIVITY



Adjusted Scheduled Activity (UDA)		
Month	2018	2019
April	-34	-110
May	739	1,053
June	1,722	1,764
July	2,735	2,838
August	3,472	3,753
September	4,468	4,723
October	5,385	5,942
November	6,902	7,016
December	7,825	7,851
January	8,579	8,824
February	9,943	10,089
March	11,217	11,225
April	11,915	12,003
May	11,916	12,003
June	11,916	11,999

### QUALITY

	Quantity	Base Number	Contract	AT	Region	England
% of FP17s for the same patient ID Re-attending within 3 months - Children	101	1,662	6.1%	12.2%	12.3%	11.8%
% of FP17s for the same patient ID Re-attending within 3 months - Adults	511	5,354	9.5%	16.2%	15.9%	15.7%
% of FP17s for the same patient ID Re-attending between 3 & 9 months - Children	905	1,662	54.5%	58.0%	60.2%	58.9%
% of FP17s for the same patient ID Re-attending between 3 & 9 months - Adults	3,258	5,354	60.9%	50.9%	53.0%	50.8%
% of FP17s for Band 1 Urgent Courses	130	7,108	1.8%	10.1%	9.1%	9.1%
% of FP17s Relating to Free Repair or Replacements	22	7,108	0.3%	0.8%	1.0%	0.8%
% of FP17s Relating to Continuations	87	7,108	1.2%	0.9%	1.0%	0.9%
% of Patients satisfied with the dentistry they have received	0	0	N/A	92.8%	93.2%	92.5%
% of Patients satisfied with the time they had to wait for an appointment	0	0	N/A	86.8%	88.1%	87.0%

\* This is based on patients treated on this contract for their most recent course of treatment.

Figures in *italics* indicate the base number of FP17s or Patient Questionnaire responses are less than 100. N/A is shown where the base number of responses is less than 10 during the period. % is calculated as Quantity/Base number\*100

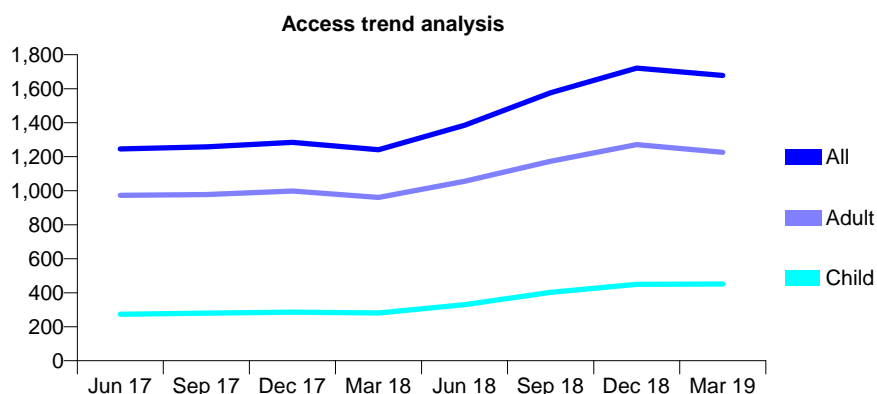
## Q46 - Vital Signs At a Glance Contract Report for 124168/0001 - Year end March 2019

Name or company name	Mr SG Ku
Contract type name	GDS Contract
Purpose of contract	General
Contract start date	01/02/2015
Contract end date	

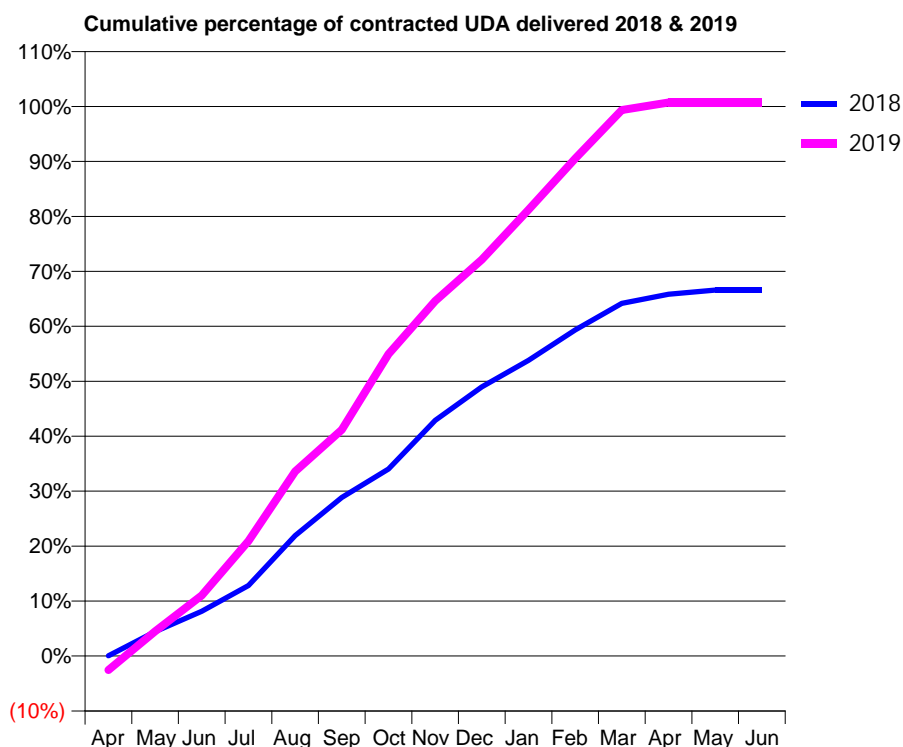
18/19 Contracted general activity (UDA)	6,208
Carry forward general activity (UDA)	249
18/19 Contracted orthodontic activity (UOA)	0
Carry forward orthodontic activity (UOA)	0
Baseline contract value	£194,677.43

### ACCESS\*

Patients seen in 24 months	Total	Change since previous quarter
Quarter ending March 2018	1,241	
Quarter ending June 2018	1,385	↑
Quarter ending September 2018	1,576	↑
Quarter ending December 2018	1,721	↑
Quarter ending March 2019	1,677	↓
<b>Variance since March 2018</b>	<b>35.1%</b>	<b>↑</b>



### ACTIVITY



Adjusted Scheduled Activity (UDA)		
Month	2018	2019
April	3	-159
May	276	279
June	506	685
July	797	1,300
August	1,362	2,085
September	1,790	2,555
October	2,113	3,411
November	2,663	4,011
December	3,040	4,476
January	3,341	5,042
February	3,684	5,620
March	3,984	6,168
April	4,086	6,252
May	4,135	6,252
June	4,135	6,252

### QUALITY

	Quantity	Base Number	Contract	AT	Region	England
% of FP17s for the same patient ID Re-attending within 3 months - Children	41	655	6.3%	12.2%	12.3%	11.8%
% of FP17s for the same patient ID Re-attending within 3 months - Adults	113	1,700	6.6%	16.2%	15.9%	15.7%
% of FP17s for the same patient ID Re-attending between 3 & 9 months - Children	276	655	42.1%	58.0%	60.2%	58.9%
% of FP17s for the same patient ID Re-attending between 3 & 9 months - Adults	861	1,700	50.6%	50.9%	53.0%	50.8%
% of FP17s for Band 1 Urgent Courses	146	2,302	6.3%	10.1%	9.1%	9.1%
% of FP17s Relating to Free Repair or Replacements	2	2,302	0.1%	0.8%	1.0%	0.8%
% of FP17s Relating to Continuations	2	2,302	0.1%	0.9%	1.0%	0.9%
% of Patients satisfied with the dentistry they have received	0	0	N/A	92.8%	93.2%	92.5%
% of Patients satisfied with the time they had to wait for an appointment	0	0	N/A	86.8%	88.1%	87.0%

\* This is based on patients treated on this contract for their most recent course of treatment.

Figures in italics indicate the base number of FP17s or Patient Questionnaire responses are less than 100. N/A is shown where the base number of responses is less than 10 during the period. % is calculated as Quantity/Base number\*100

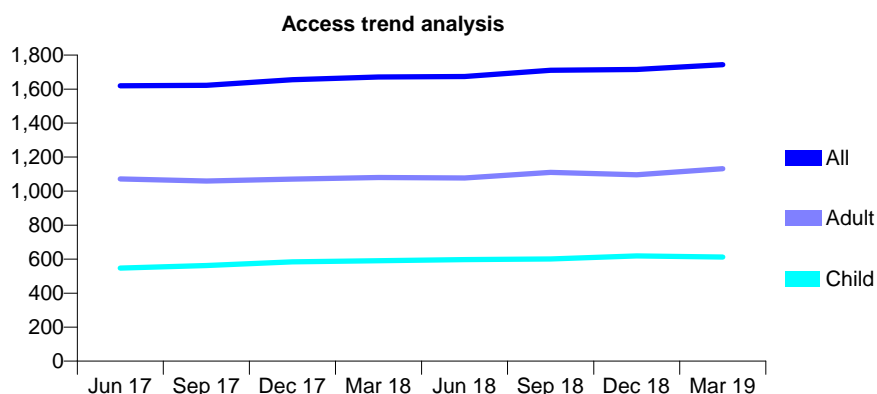
## Q46 - Vital Signs At a Glance Contract Report for 124257/0001 - Year end March 2019

Name or company name	East Road Care Ltd.
Contract type name	GDS Contract
Purpose of contract	General
Contract start date	07/02/2007
Contract end date	

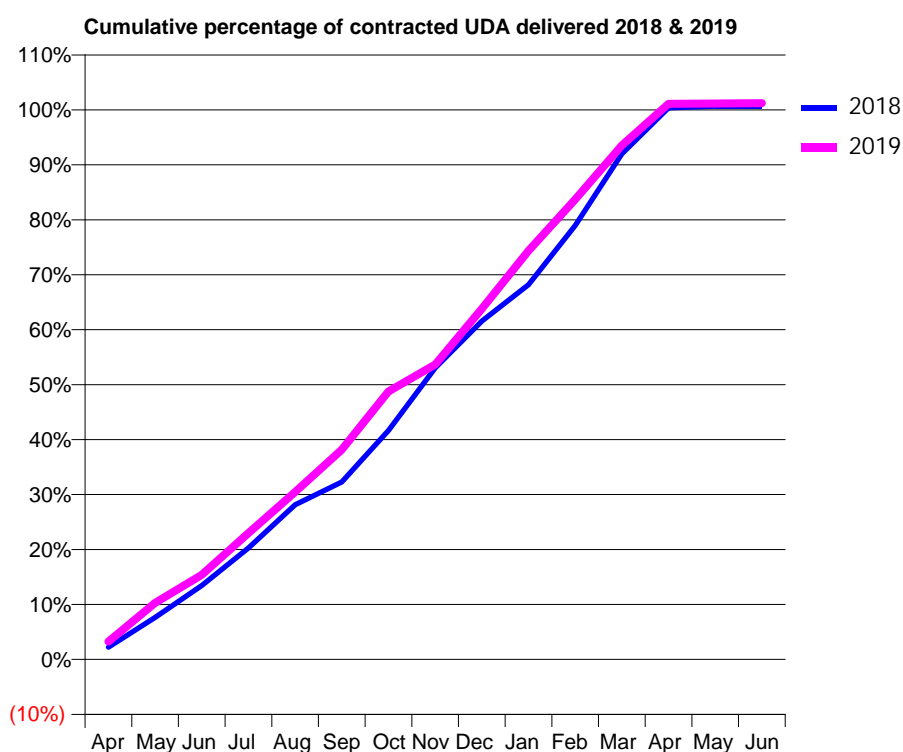
18/19 Contracted general activity (UDA)	6,628
Carry forward general activity (UDA)	-44
18/19 Contracted orthodontic activity (UOA)	0
Carry forward orthodontic activity (UOA)	0
Baseline contract value	£242,340.28

### ACCESS\*

Patients seen in 24 months	Total	Change since previous quarter
Quarter ending March 2018	1,671	
Quarter ending June 2018	1,674	→
Quarter ending September 2018	1,711	↑
Quarter ending December 2018	1,715	→
Quarter ending March 2019	1,744	→
<b>Variance since March 2018</b>	<b>4.4%</b>	<b>↑</b>



### ACTIVITY



Adjusted Scheduled Activity (UDA)		
Month	2018	2019
April	148	217
May	508	683
June	892	1,020
July	1,345	1,524
August	1,866	2,021
September	2,141	2,530
October	2,761	3,233
November	3,515	3,557
December	4,080	4,228
January	4,518	4,929
February	5,234	5,549
March	6,097	6,200
April	6,653	6,702
May	6,672	6,704
June	6,672	6,707

### QUALITY

	Quantity	Base Number	Contract	AT	Region	England
% of FP17s for the same patient ID Re-attending within 3 months - Children	28	741	3.8%	12.2%	12.3%	11.8%
% of FP17s for the same patient ID Re-attending within 3 months - Adults	127	1,266	10.0%	16.2%	15.9%	15.7%
% of FP17s for the same patient ID Re-attending between 3 & 9 months - Children	357	741	48.2%	58.0%	60.2%	58.9%
% of FP17s for the same patient ID Re-attending between 3 & 9 months - Adults	447	1,266	35.3%	50.9%	53.0%	50.8%
% of FP17s for Band 1 Urgent Courses	326	2,002	16.3%	10.1%	9.1%	9.1%
% of FP17s Relating to Free Repair or Replacements	3	2,002	0.1%	0.8%	1.0%	0.8%
% of FP17s Relating to Continuations	10	2,002	0.5%	0.9%	1.0%	0.9%
% of Patients satisfied with the dentistry they have received	0	0	N/A	92.8%	93.2%	92.5%
% of Patients satisfied with the time they had to wait for an appointment	0	0	N/A	86.8%	88.1%	87.0%

\* This is based on patients treated on this contract for their most recent course of treatment.

Figures in italics indicate the base number of FP17s or Patient Questionnaire responses are less than 100. N/A is shown where the base number of responses is less than 10 during the period. % is calculated as Quantity/Base number\*100

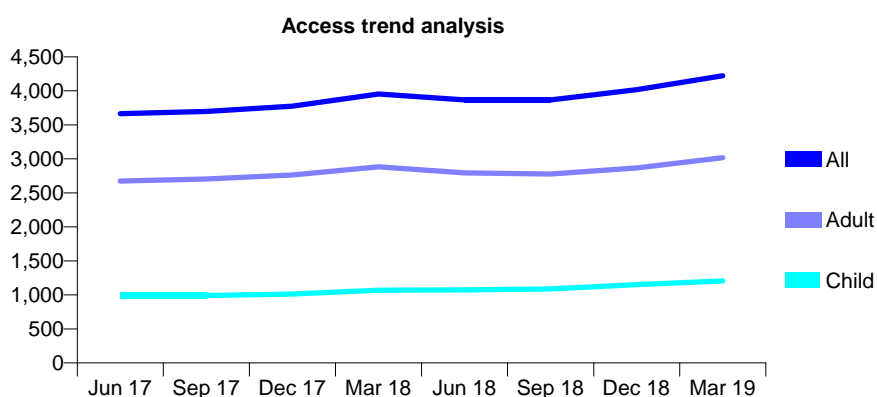
## Q46 - Vital Signs At a Glance Contract Report for 124354/0001 - Year end March 2019

Name or company name	Claremont Dental Practice
Contract type name	GDS Contract
Purpose of contract	General
Contract start date	01/06/2012
Contract end date	

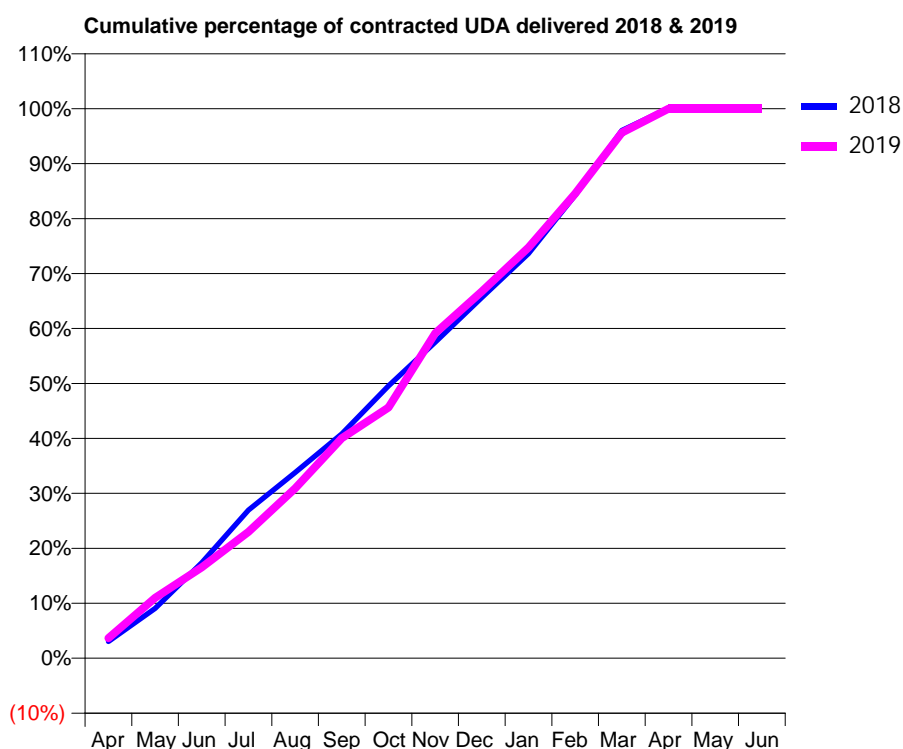
18/19 Contracted general activity (UDA)	12,521
Carry forward general activity (UDA)	4
18/19 Contracted orthodontic activity (UOA)	0
Carry forward orthodontic activity (UOA)	0
Baseline contract value	£335,246.17

### ACCESS\*

Patients seen in 24 months	Total	Change since previous quarter
Quarter ending March 2018	3,953	
Quarter ending June 2018	3,867	↓
Quarter ending September 2018	3,868	→
Quarter ending December 2018	4,018	↑
Quarter ending March 2019	4,223	↑
<b>Variance since March 2018</b>	<b>6.8%</b>	<b>↑</b>



### ACTIVITY



Adjusted Scheduled Activity (UDA)		
Month	2018	2019
April	380	459
May	1,138	1,379
June	2,177	2,071
July	3,374	2,879
August	4,231	3,868
September	5,113	5,013
October	6,204	5,710
November	7,199	7,404
December	8,218	8,354
January	9,220	9,356
February	10,550	10,587
March	12,024	11,972
April	12,530	12,520
May	12,517	12,520
June	12,517	12,520

### QUALITY

	Quantity	Base Number	Contract	AT	Region	England
% of FP17s for the same patient ID Re-attending within 3 months - Children	255	1,946	13.1%	12.2%	12.3%	11.8%
% of FP17s for the same patient ID Re-attending within 3 months - Adults	1,103	4,763	23.2%	16.2%	15.9%	15.7%
% of FP17s for the same patient ID Re-attending between 3 & 9 months - Children	1,125	1,946	57.8%	58.0%	60.2%	58.9%
% of FP17s for the same patient ID Re-attending between 3 & 9 months - Adults	2,426	4,763	50.9%	50.9%	53.0%	50.8%
% of FP17s for Band 1 Urgent Courses	908	6,765	13.4%	10.1%	9.1%	9.1%
% of FP17s Relating to Free Repair or Replacements	74	6,765	1.1%	0.8%	1.0%	0.8%
% of FP17s Relating to Continuations	58	6,765	0.9%	0.9%	1.0%	0.9%
% of Patients satisfied with the dentistry they have received	1	1	N/A	92.8%	93.2%	92.5%
% of Patients satisfied with the time they had to wait for an appointment	1	1	N/A	86.8%	88.1%	87.0%

\* This is based on patients treated on this contract for their most recent course of treatment. Figures in italics indicate the base number of FP17s or Patient Questionnaire responses are less than 100. N/A is shown where the base number of responses is less than 10 during the period. % is calculated as Quantity/Base number\*100

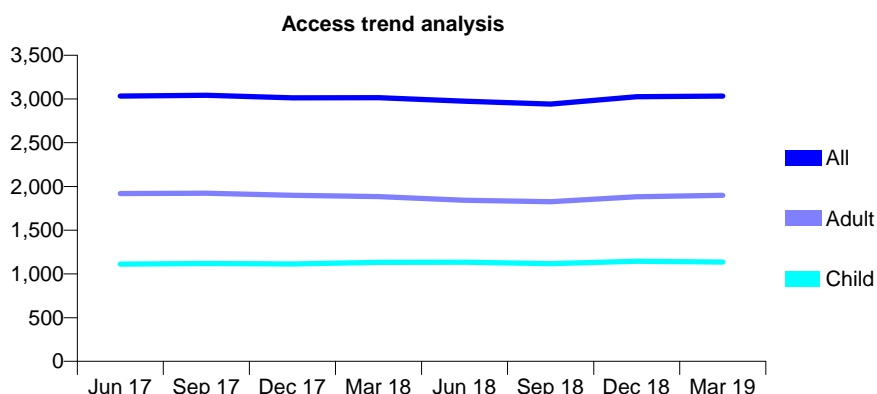
## Q46 - Vital Signs At a Glance Contract Report for 125040/0001 - Year end March 2019

Name or company name	Red Rose Dental Group
Contract type name	GDS Contract
Purpose of contract	General and Orthodontic
Contract start date	01/04/2013
Contract end date	

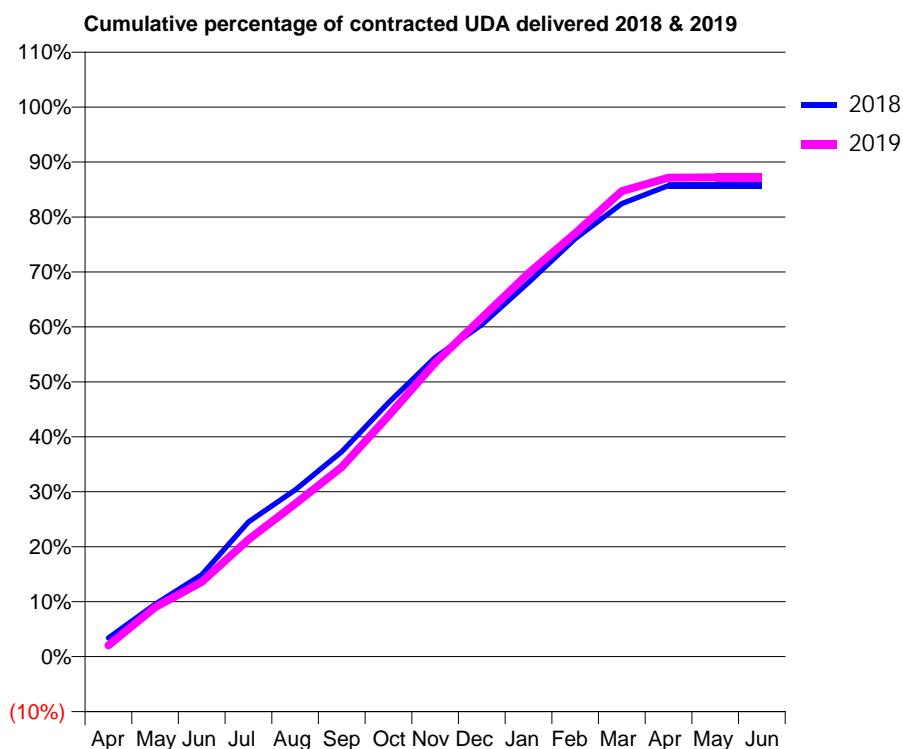
18/19 Contracted general activity (UDA)	6,575
Carry forward general activity (UDA)	0
18/19 Contracted orthodontic activity (UOA)	5,533
Carry forward orthodontic activity (UOA)	19
Baseline contract value	£575,438.70

### ACCESS\*

Patients seen in 24 months	Total	Change since previous quarter
Quarter ending March 2018	3,016	
Quarter ending June 2018	2,975	↓
Quarter ending September 2018	2,941	↓
Quarter ending December 2018	3,026	↑
Quarter ending March 2019	3,034	→
<b>Variance since March 2018</b>	<b>0.6%</b>	<b>→</b>



### ACTIVITY



Adjusted Scheduled Activity (UDA)		
Month	2018	2019
April	224	136
May	627	590
June	981	894
July	1,611	1,402
August	1,994	1,827
September	2,451	2,268
October	3,036	2,880
November	3,579	3,517
December	3,972	4,052
January	4,476	4,587
February	5,002	5,066
March	5,420	5,569
April	5,637	5,730
May	5,637	5,733
June	5,637	5,733

### QUALITY

	Quantity	Base Number	Contract	AT	Region	England
% of FP17s for the same patient ID Re-attending within 3 months - Children	126	2,096	6.0%	12.2%	12.3%	11.8%
% of FP17s for the same patient ID Re-attending within 3 months - Adults	340	2,258	15.1%	16.2%	15.9%	15.7%
% of FP17s for the same patient ID Re-attending between 3 & 9 months - Children	820	2,096	39.1%	58.0%	60.2%	58.9%
% of FP17s for the same patient ID Re-attending between 3 & 9 months - Adults	958	2,258	42.4%	50.9%	53.0%	50.8%
% of FP17s for Band 1 Urgent Courses	247	3,044	8.1%	10.1%	9.1%	9.1%
% of FP17s Relating to Free Repair or Replacements	17	3,044	0.6%	0.8%	1.0%	0.8%
% of FP17s Relating to Continuations	31	3,044	1.0%	0.9%	1.0%	0.9%
% of Patients satisfied with the dentistry they have received	0	0	N/A	92.8%	93.2%	92.5%
% of Patients satisfied with the time they had to wait for an appointment	0	0	N/A	86.8%	88.1%	87.0%

\* This is based on patients treated on this contract for their most recent course of treatment.  
 Figures in *italics* indicate the base number of FP17s or Patient Questionnaire responses are less than 100. N/A is shown where the base number of responses is less than 10 during the period. % is calculated as Quantity/Base number\*100



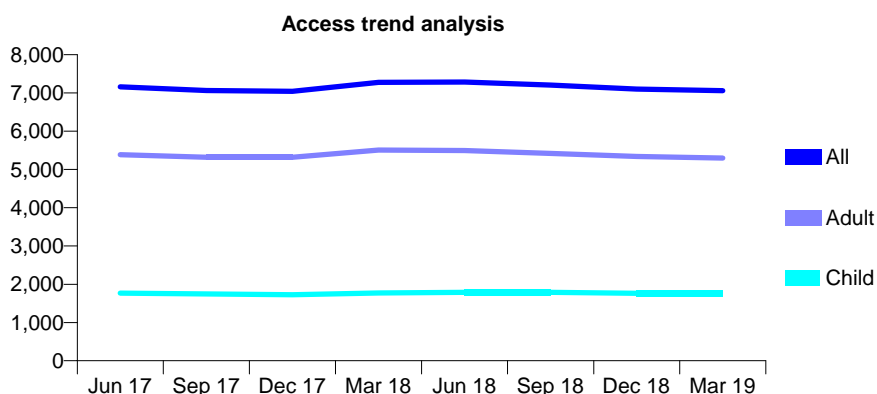
## Q46 - Vital Signs At a Glance Contract Report for 126055/0001 - Year end March 2019

Name or company name	Hamani Healthcare Ltd
Contract type name	GDS Contract
Purpose of contract	General
Contract start date	01/12/2011
Contract end date	

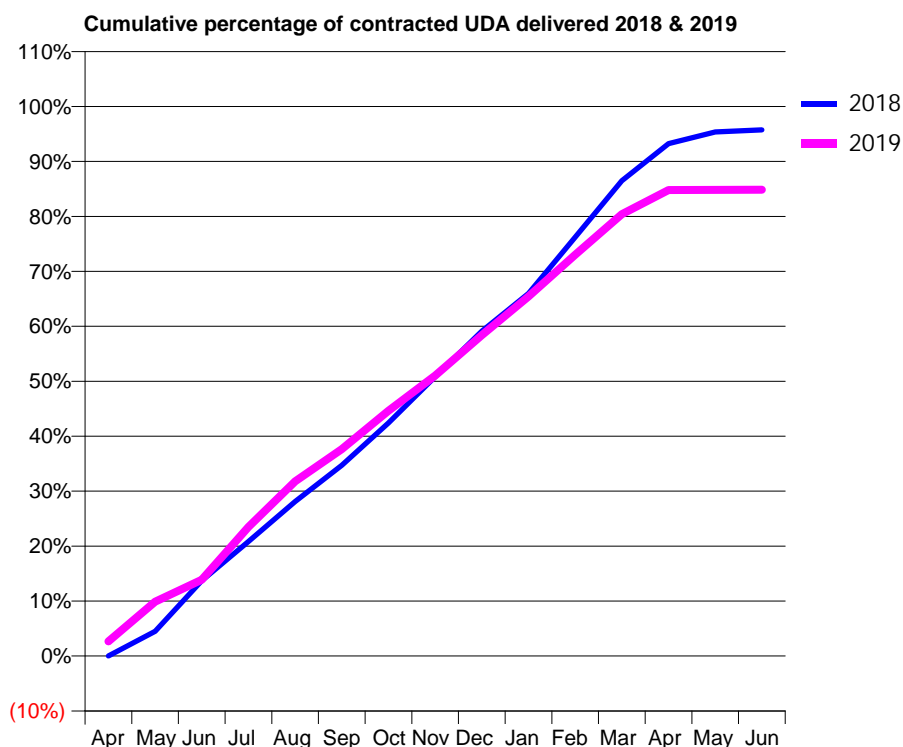
18/19 Contracted general activity (UDA)	23,392
Carry forward general activity (UDA)	0
18/19 Contracted orthodontic activity (UOA)	0
Carry forward orthodontic activity (UOA)	0
Baseline contract value	£589,502.53

### ACCESS\*

Patients seen in 24 months	Total	Change since previous quarter
Quarter ending March 2018	7,277	
Quarter ending June 2018	7,282	→
Quarter ending September 2018	7,208	↓
Quarter ending December 2018	7,102	↓
Quarter ending March 2019	7,058	→
<b>Variance since March 2018</b>	<b>(3.0%)</b>	<b>↓</b>



### ACTIVITY



Adjusted Scheduled Activity (UDA)		
Month	2018	2019
April	3	619
May	1,050	2,314
June	3,203	3,252
July	4,873	5,493
August	6,578	7,433
September	8,116	8,809
October	9,921	10,444
November	11,890	11,942
December	13,822	13,652
January	15,429	15,303
February	17,835	17,085
March	20,228	18,803
April	21,815	19,838
May	22,304	19,844
June	22,395	19,848

### QUALITY

	Quantity	Base Number	Contract	AT	Region	England
% of FP17s for the same patient ID Re-attending within 3 months - Children	222	2,723	8.2%	12.2%	12.3%	11.8%
% of FP17s for the same patient ID Re-attending within 3 months - Adults	1,066	7,657	13.9%	16.2%	15.9%	15.7%
% of FP17s for the same patient ID Re-attending between 3 & 9 months - Children	1,812	2,723	66.5%	58.0%	60.2%	58.9%
% of FP17s for the same patient ID Re-attending between 3 & 9 months - Adults	4,719	7,657	61.6%	50.9%	53.0%	50.8%
% of FP17s for Band 1 Urgent Courses	405	10,167	4.0%	10.1%	9.1%	9.1%
% of FP17s Relating to Free Repair or Replacements	136	10,167	1.3%	0.8%	1.0%	0.8%
% of FP17s Relating to Continuations	237	10,167	2.3%	0.9%	1.0%	0.9%
% of Patients satisfied with the dentistry they have received	2	2	N/A	92.8%	93.2%	92.5%
% of Patients satisfied with the time they had to wait for an appointment	2	2	N/A	86.8%	88.1%	87.0%

\* This is based on patients treated on this contract for their most recent course of treatment.

Figures in italics indicate the base number of FP17s or Patient Questionnaire responses are less than 100. N/A is shown where the base number of responses is less than 10 during the period. % is calculated as Quantity/Base number\*100

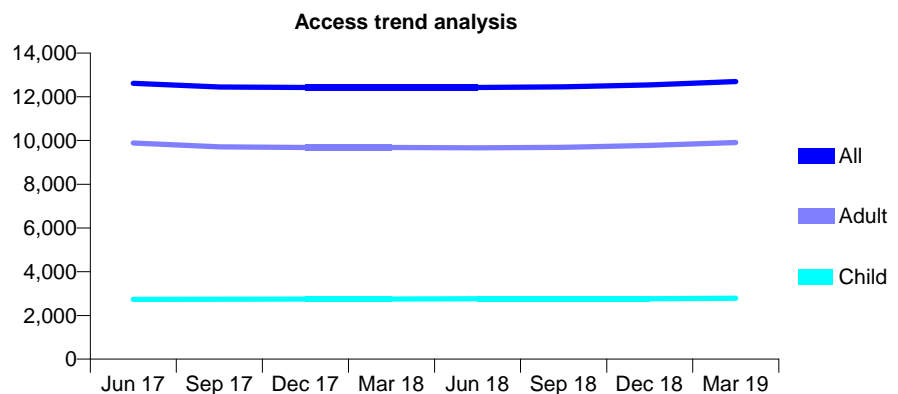
## Q46 - Vital Signs At a Glance Contract Report for 126640/0001 - Year end March 2019

Name or company name	Florence House Dental Practice Partnership
Contract type name	GDS Contract
Purpose of contract	General
Contract start date	01/11/2012
Contract end date	

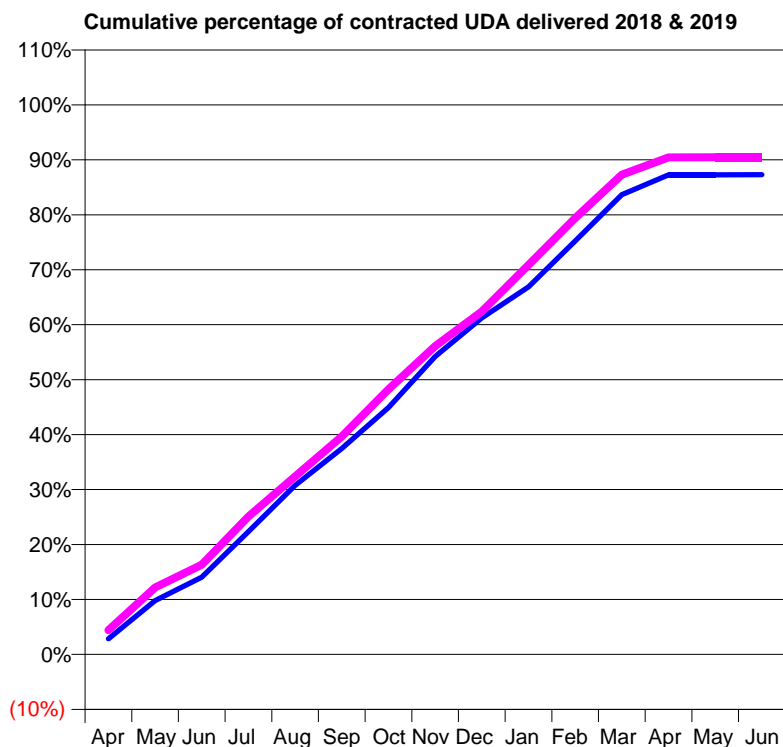
18/19 Contracted general activity (UDA)	39,318
Carry forward general activity (UDA)	0
18/19 Contracted orthodontic activity (UOA)	0
Carry forward orthodontic activity (UOA)	0
Baseline contract value	£1,138,166.68

### ACCESS\*

Patients seen in 24 months	Total	Change since previous quarter
Quarter ending March 2018	12,427	
Quarter ending June 2018	12,427	→
Quarter ending September 2018	12,453	→
Quarter ending December 2018	12,543	→
Quarter ending March 2019	12,696	→
<b>Variance since March 2018</b>	<b>2.2%</b>	<b>↑</b>



### ACTIVITY



Adjusted Scheduled Activity (UDA)		
Month	2018	2019
April	1,124	1,739
May	3,854	4,795
June	5,527	6,420
July	8,788	9,857
August	12,100	12,742
September	14,737	15,588
October	17,664	18,962
November	21,322	22,053
December	24,079	24,535
January	26,293	27,862
February	29,582	31,226
March	32,891	34,324
April	34,313	35,558
May	34,309	35,566
June	34,322	35,567

### QUALITY

	Quantity	Base Number	Contract	AT	Region	England
% of FP17s for the same patient ID Re-attending within 3 months - Children	188	3,671	5.1%	12.2%	12.3%	11.8%
% of FP17s for the same patient ID Re-attending within 3 months - Adults	1,315	12,508	10.5%	16.2%	15.9%	15.7%
% of FP17s for the same patient ID Re-attending between 3 & 9 months - Children	1,955	3,671	53.3%	58.0%	60.2%	58.9%
% of FP17s for the same patient ID Re-attending between 3 & 9 months - Adults	6,183	12,508	49.4%	50.9%	53.0%	50.8%
% of FP17s for Band 1 Urgent Courses	1,195	16,176	7.4%	10.1%	9.1%	9.1%
% of FP17s Relating to Free Repair or Replacements	116	16,176	0.7%	0.8%	1.0%	0.8%
% of FP17s Relating to Continuations	176	16,176	1.1%	0.9%	1.0%	0.9%
% of Patients satisfied with the dentistry they have received	1	1	N/A	92.8%	93.2%	92.5%
% of Patients satisfied with the time they had to wait for an appointment	1	1	N/A	86.8%	88.1%	87.0%

\* This is based on patients treated on this contract for their most recent course of treatment. Figures in italics indicate the base number of FP17s or Patient Questionnaire responses are less than 100. N/A is shown where the base number of responses is less than 10 during the period. % is calculated as Quantity/Base number\*100

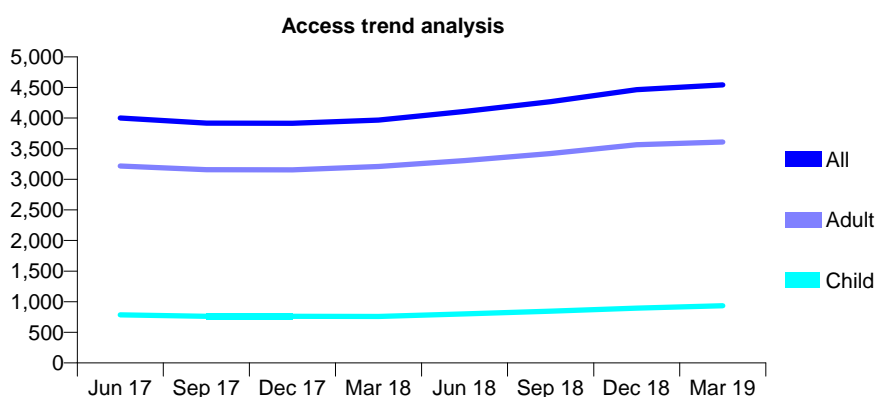
## Q46 - Vital Signs At a Glance Contract Report for 127477/0001 - Year end March 2019

Name or company name	Hollinwood Dental Practice
Contract type name	GDS Contract
Purpose of contract	General
Contract start date	01/04/2012
Contract end date	

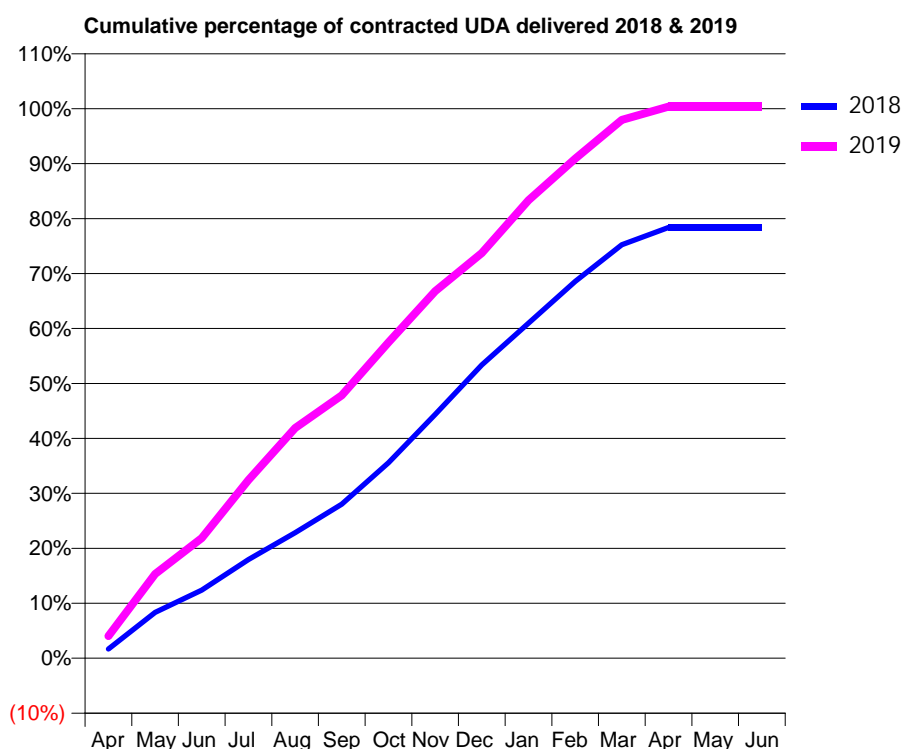
18/19 Contracted general activity (UDA)	13,992
Carry forward general activity (UDA)	0
18/19 Contracted orthodontic activity (UOA)	0
Carry forward orthodontic activity (UOA)	0
Baseline contract value	£385,824.99

### ACCESS\*

Patients seen in 24 months	Total	Change since previous quarter
Quarter ending March 2018	3,969	
Quarter ending June 2018	4,107	↑
Quarter ending September 2018	4,269	↑
Quarter ending December 2018	4,462	↑
Quarter ending March 2019	4,544	→
<b>Variance since March 2018</b>	<b>14.5%</b>	<b>↑</b>



### ACTIVITY



Adjusted Scheduled Activity (UDA)		
Month	2018	2019
April	235	564
May	1,167	2,147
June	1,735	3,058
July	2,511	4,537
August	3,195	5,862
September	3,923	6,696
October	4,976	8,043
November	6,210	9,345
December	7,470	10,312
January	8,533	11,658
February	9,593	12,722
March	10,527	13,704
April	10,969	14,041
May	10,965	14,041
June	10,965	14,042

### QUALITY

	Quantity	Base Number	Contract	AT	Region	England
% of FP17s for the same patient ID Re-attending within 3 months - Children	73	1,367	5.3%	12.2%	12.3%	11.8%
% of FP17s for the same patient ID Re-attending within 3 months - Adults	487	4,943	9.9%	16.2%	15.9%	15.7%
% of FP17s for the same patient ID Re-attending between 3 & 9 months - Children	741	1,367	54.2%	58.0%	60.2%	58.9%
% of FP17s for the same patient ID Re-attending between 3 & 9 months - Adults	2,486	4,943	50.3%	50.9%	53.0%	50.8%
% of FP17s for Band 1 Urgent Courses	337	6,305	5.3%	10.1%	9.1%	9.1%
% of FP17s Relating to Free Repair or Replacements	38	6,305	0.6%	0.8%	1.0%	0.8%
% of FP17s Relating to Continuations	82	6,305	1.3%	0.9%	1.0%	0.9%
% of Patients satisfied with the dentistry they have received	1	2	N/A	92.8%	93.2%	92.5%
% of Patients satisfied with the time they had to wait for an appointment	1	2	N/A	86.8%	88.1%	87.0%

\* This is based on patients treated on this contract for their most recent course of treatment.

Figures in italics indicate the base number of FP17s or Patient Questionnaire responses are less than 100. N/A is shown where the base number of responses is less than 10 during the period. % is calculated as Quantity/Base number\*100

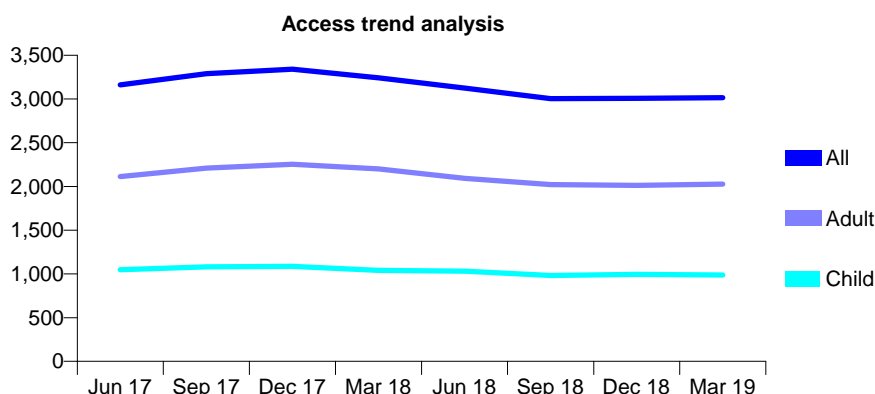
## Q46 - Vital Signs At a Glance Contract Report for 127949/0001 - Year end March 2019

Name or company name	Mrs S Singh & Mr D Singh
Contract type name	GDS Contract
Purpose of contract	General
Contract start date	18/01/2016
Contract end date	

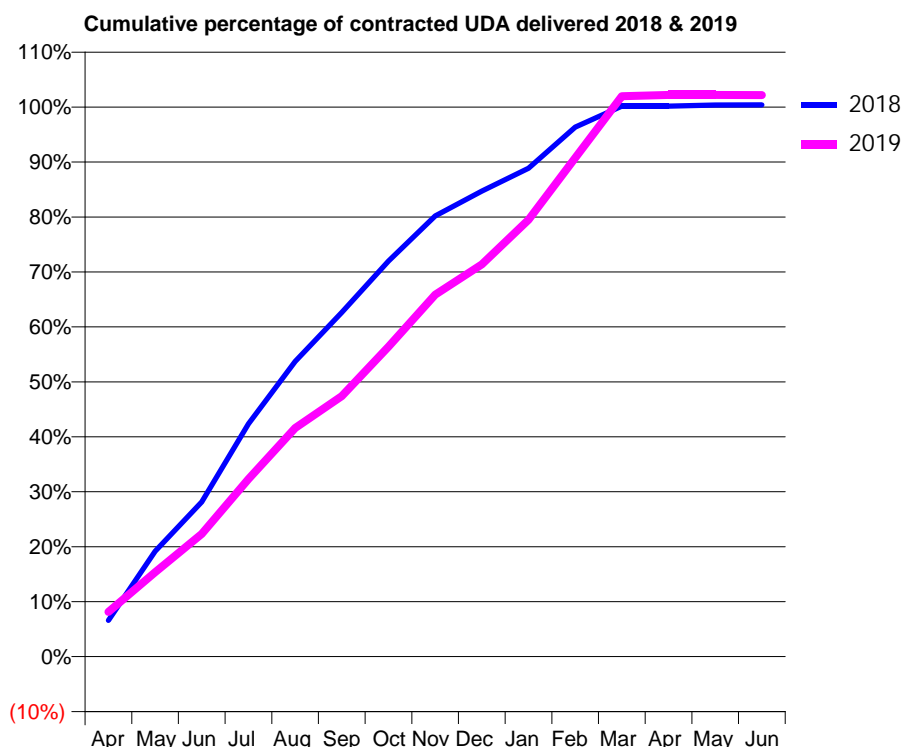
18/19 Contracted general activity (UDA)	10,570
Carry forward general activity (UDA)	-42
18/19 Contracted orthodontic activity (UOA)	0
Carry forward orthodontic activity (UOA)	0
Baseline contract value	£374,213.75

### ACCESS\*

Patients seen in 24 months	Total	Change since previous quarter
Quarter ending March 2018	3,242	
Quarter ending June 2018	3,125	↓
Quarter ending September 2018	3,003	↓
Quarter ending December 2018	3,008	→
Quarter ending March 2019	3,014	→
<b>Variance since March 2018</b>	<b>(7.0%)</b>	<b>↓</b>



### ACTIVITY



Month	Adjusted Scheduled Activity (UDA)	
	2018	2019
April	700	860
May	2,027	1,625
June	2,975	2,361
July	4,477	3,415
August	5,678	4,398
September	6,619	5,010
October	7,608	5,962
November	8,476	6,962
December	8,953	7,542
January	9,393	8,402
February	10,185	9,591
March	10,587	10,781
April	10,587	10,802
May	10,611	10,802
June	10,612	10,801

### QUALITY

	Quantity	Base Number	Contract	AT	Region	England
% of FP17s for the same patient ID Re-attending within 3 months - Children	147	1,440	10.2%	12.2%	12.3%	11.8%
% of FP17s for the same patient ID Re-attending within 3 months - Adults	520	2,830	18.4%	16.2%	15.9%	15.7%
% of FP17s for the same patient ID Re-attending between 3 & 9 months - Children	777	1,440	54.0%	58.0%	60.2%	58.9%
% of FP17s for the same patient ID Re-attending between 3 & 9 months - Adults	1,288	2,830	45.5%	50.9%	53.0%	50.8%
% of FP17s for Band 1 Urgent Courses	655	4,265	15.4%	10.1%	9.1%	9.1%
% of FP17s Relating to Free Repair or Replacements	22	4,265	0.5%	0.8%	1.0%	0.8%
% of FP17s Relating to Continuations	37	4,265	0.9%	0.9%	1.0%	0.9%
% of Patients satisfied with the dentistry they have received	0	0	N/A	92.8%	93.2%	92.5%
% of Patients satisfied with the time they had to wait for an appointment	0	0	N/A	86.8%	88.1%	87.0%

\* This is based on patients treated on this contract for their most recent course of treatment.  
 Figures in *italics* indicate the base number of FP17s or Patient Questionnaire responses are less than 100. N/A is shown where the base number of responses is less than 10 during the period. % is calculated as Quantity/Base number\*100

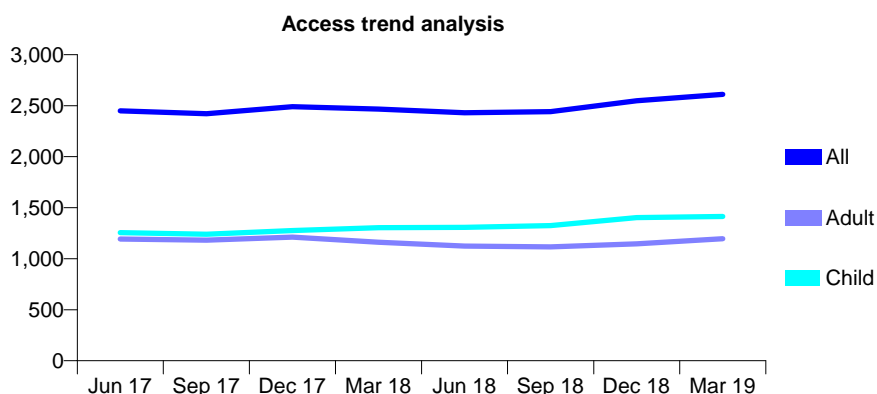
## Q46 - Vital Signs At a Glance Contract Report for 128007/0001 - Year end March 2019

Name or company name	Ashton Road Limited Company
Contract type name	GDS Contract
Purpose of contract	General
Contract start date	06/04/2007
Contract end date	

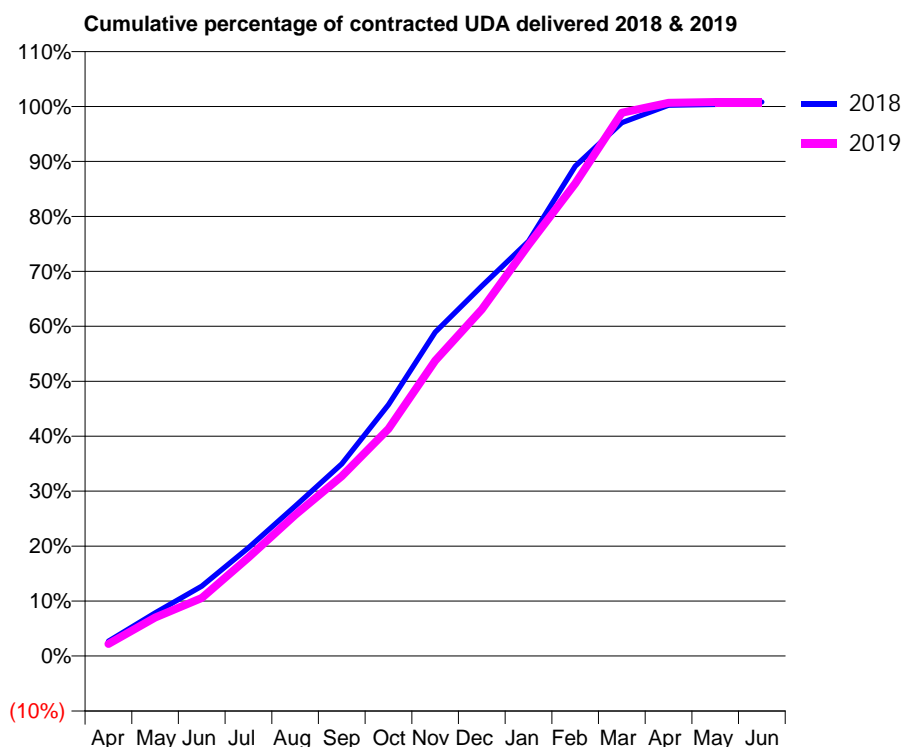
18/19 Contracted general activity (UDA)	8,609
Carry forward general activity (UDA)	-68
18/19 Contracted orthodontic activity (UOA)	0
Carry forward orthodontic activity (UOA)	0
Baseline contract value	£237,380.25

### ACCESS\*

Patients seen in 24 months	Total	Change since previous quarter
Quarter ending March 2018	2,466	
Quarter ending June 2018	2,431	↓
Quarter ending September 2018	2,441	→
Quarter ending December 2018	2,549	↑
Quarter ending March 2019	2,611	↑
<b>Variance since March 2018</b>	<b>5.9%</b>	<b>↑</b>



### ACTIVITY



Adjusted Scheduled Activity (UDA)		
Month	2018	2019
April	233	189
May	677	602
June	1,094	909
July	1,695	1,543
August	2,347	2,210
September	3,010	2,818
October	3,937	3,558
November	5,074	4,627
December	5,796	5,430
January	6,499	6,439
February	7,673	7,402
March	8,356	8,509
April	8,629	8,666
May	8,641	8,678
June	8,677	8,679

### QUALITY

	Quantity	Base Number	Contract	AT	Region	England
% of FP17s for the same patient ID Re-attending within 3 months - Children	130	1,841	7.1%	12.2%	12.3%	11.8%
% of FP17s for the same patient ID Re-attending within 3 months - Adults	119	1,349	8.8%	16.2%	15.9%	15.7%
% of FP17s for the same patient ID Re-attending between 3 & 9 months - Children	835	1,841	45.4%	58.0%	60.2%	58.9%
% of FP17s for the same patient ID Re-attending between 3 & 9 months - Adults	570	1,349	42.3%	50.9%	53.0%	50.8%
% of FP17s for Band 1 Urgent Courses	63	3,150	2.0%	10.1%	9.1%	9.1%
% of FP17s Relating to Free Repair or Replacements	11	3,150	0.3%	0.8%	1.0%	0.8%
% of FP17s Relating to Continuations	19	3,150	0.6%	0.9%	1.0%	0.9%
% of Patients satisfied with the dentistry they have received	1	1	N/A	92.8%	93.2%	92.5%
% of Patients satisfied with the time they had to wait for an appointment	1	1	N/A	86.8%	88.1%	87.0%

\* This is based on patients treated on this contract for their most recent course of treatment.

Figures in italics indicate the base number of FP17s or Patient Questionnaire responses are less than 100. N/A is shown where the base number of responses is less than 10 during the period. % is calculated as Quantity/Base number\*100

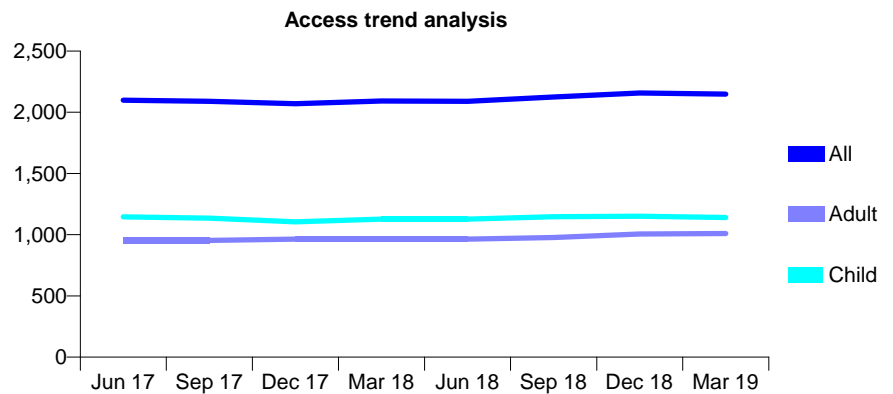
## Q46 - Vital Signs At a Glance Contract Report for 128236/0001 - Year end March 2019

Name or company name	Maple Road Dental Practice
Contract type name	GDS Contract
Purpose of contract	General
Contract start date	01/07/2009
Contract end date	

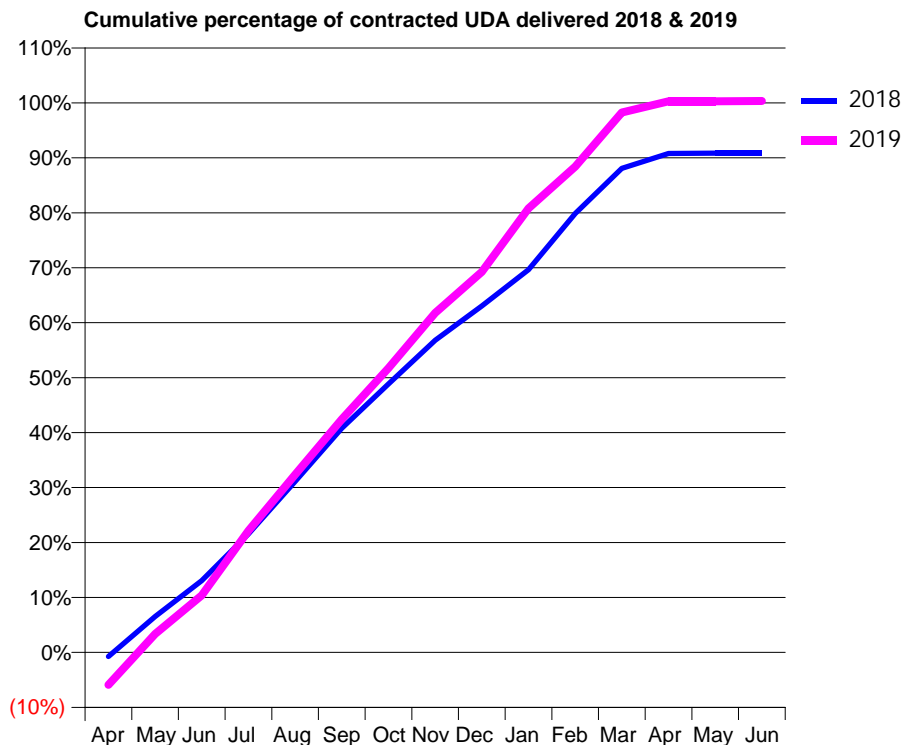
18/19 Contracted general activity (UDA)	4,704
Carry forward general activity (UDA)	522
18/19 Contracted orthodontic activity (UOA)	0
Carry forward orthodontic activity (UOA)	0
Baseline contract value	£128,413.95

### ACCESS\*

Patients seen in 24 months	Total	Change since previous quarter
Quarter ending March 2018	2,092	
Quarter ending June 2018	2,090	→
Quarter ending September 2018	2,125	→
Quarter ending December 2018	2,157	→
Quarter ending March 2019	2,149	→
<b>Variance since March 2018</b>	<b>2.7%</b>	<b>↑</b>



### ACTIVITY



Adjusted Scheduled Activity (UDA)		
Month	2018	2019
April	-44	-277
May	373	159
June	745	489
July	1,229	1,042
August	1,775	1,524
September	2,326	1,996
October	2,787	2,434
November	3,240	2,907
December	3,596	3,257
January	3,974	3,801
February	4,556	4,158
March	5,024	4,621
April	5,180	4,717
May	5,182	4,717
June	5,182	4,720

### QUALITY

	Quantity	Base Number	Contract	AT	Region	England
% of FP17s for the same patient ID Re-attending within 3 months - Children	217	2,149	10.1%	12.2%	12.3%	11.8%
% of FP17s for the same patient ID Re-attending within 3 months - Adults	215	1,297	16.6%	16.2%	15.9%	15.7%
% of FP17s for the same patient ID Re-attending between 3 & 9 months - Children	1,516	2,149	70.5%	58.0%	60.2%	58.9%
% of FP17s for the same patient ID Re-attending between 3 & 9 months - Adults	683	1,297	52.7%	50.9%	53.0%	50.8%
% of FP17s for Band 1 Urgent Courses	345	3,422	10.1%	10.1%	9.1%	9.1%
% of FP17s Relating to Free Repair or Replacements	9	3,422	0.3%	0.8%	1.0%	0.8%
% of FP17s Relating to Continuations	2	3,422	0.1%	0.9%	1.0%	0.9%
% of Patients satisfied with the dentistry they have received	1	1	N/A	92.8%	93.2%	92.5%
% of Patients satisfied with the time they had to wait for an appointment	0	1	N/A	86.8%	88.1%	87.0%

\* This is based on patients treated on this contract for their most recent course of treatment.

Figures in italics indicate the base number of FP17s or Patient Questionnaire responses are less than 100. N/A is shown where the base number of responses is less than 10 during the period. % is calculated as Quantity/Base number\*100

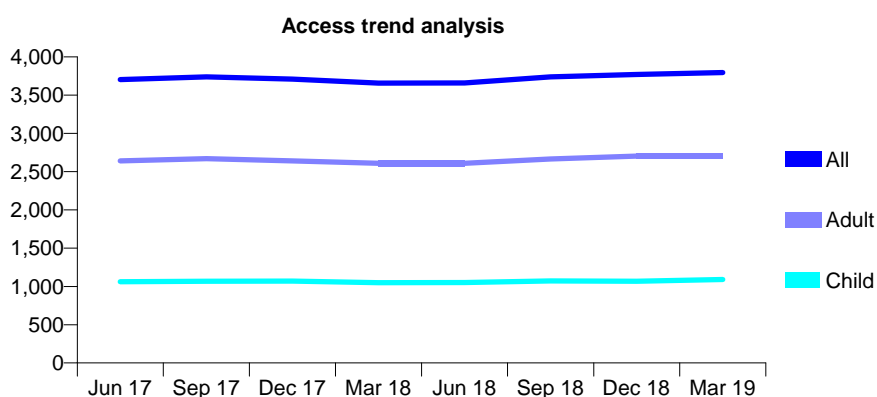
## Q46 - Vital Signs At a Glance Contract Report for 129364/0001 - Year end March 2019

Name or company name	DHS Dental Practices Ltd
Contract type name	GDS Contract
Purpose of contract	General
Contract start date	25/01/2010
Contract end date	

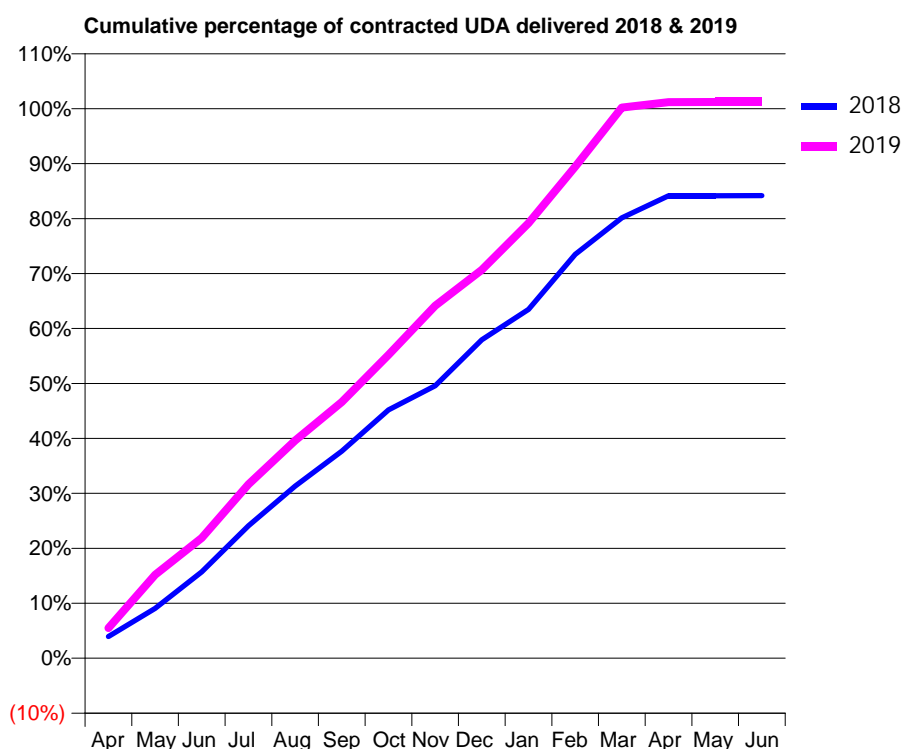
18/19 Contracted general activity (UDA)	13,044
Carry forward general activity (UDA)	0
18/19 Contracted orthodontic activity (UOA)	0
Carry forward orthodontic activity (UOA)	0
Baseline contract value	£331,576.86

### ACCESS\*

Patients seen in 24 months	Total	Change since previous quarter
Quarter ending March 2018	3,657	
Quarter ending June 2018	3,660	→
Quarter ending September 2018	3,737	↑
Quarter ending December 2018	3,771	→
Quarter ending March 2019	3,795	→
<b>Variance since March 2018</b>	<b>3.8%</b>	<b>↑</b>



### ACTIVITY



Adjusted Scheduled Activity (UDA)		
Month	2018	2019
April	513	718
May	1,181	1,982
June	2,050	2,853
July	3,144	4,130
August	4,085	5,167
September	4,916	6,080
October	5,894	7,199
November	6,468	8,368
December	7,559	9,218
January	8,280	10,326
February	9,586	11,665
March	10,452	13,068
April	10,977	13,198
May	10,977	13,202
June	10,979	13,201

### QUALITY

	Quantity	Base Number	Contract	AT	Region	England
% of FP17s for the same patient ID Re-attending within 3 months - Children	92	1,764	5.2%	12.2%	12.3%	11.8%
% of FP17s for the same patient ID Re-attending within 3 months - Adults	372	3,858	9.6%	16.2%	15.9%	15.7%
% of FP17s for the same patient ID Re-attending between 3 & 9 months - Children	1,039	1,764	58.9%	58.0%	60.2%	58.9%
% of FP17s for the same patient ID Re-attending between 3 & 9 months - Adults	2,259	3,858	58.6%	50.9%	53.0%	50.8%
% of FP17s for Band 1 Urgent Courses	358	5,473	6.5%	10.1%	9.1%	9.1%
% of FP17s Relating to Free Repair or Replacements	51	5,473	0.9%	0.8%	1.0%	0.8%
% of FP17s Relating to Continuations	23	5,473	0.4%	0.9%	1.0%	0.9%
% of Patients satisfied with the dentistry they have received	1	2	N/A	92.8%	93.2%	92.5%
% of Patients satisfied with the time they had to wait for an appointment	1	2	N/A	86.8%	88.1%	87.0%

\* This is based on patients treated on this contract for their most recent course of treatment. Figures in italics indicate the base number of FP17s or Patient Questionnaire responses are less than 100. N/A is shown where the base number of responses is less than 10 during the period. % is calculated as Quantity/Base number\*100



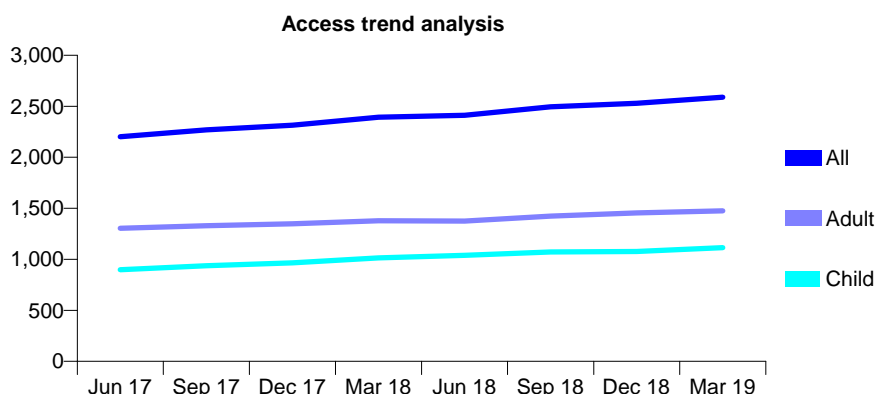
## Q46 - Vital Signs At a Glance Contract Report for 129364/0002 - Year end March 2019

Name or company name	DHS Dental Practices Ltd
Contract type name	GDS Contract
Purpose of contract	General
Contract start date	16/08/2010
Contract end date	

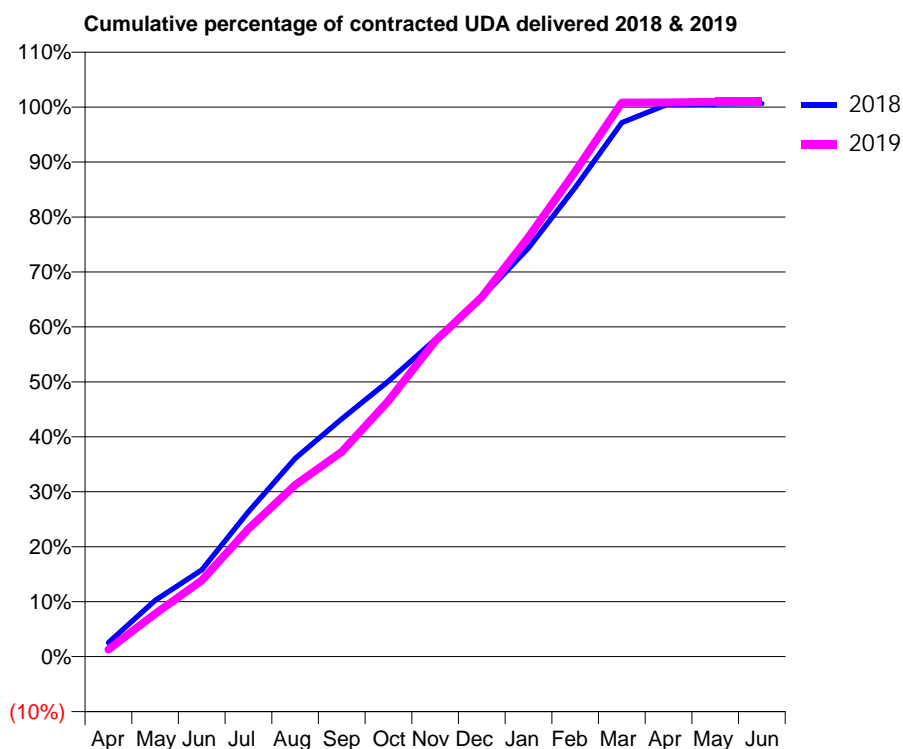
18/19 Contracted general activity (UDA)	6,957
Carry forward general activity (UDA)	-43
18/19 Contracted orthodontic activity (UOA)	0
Carry forward orthodontic activity (UOA)	0
Baseline contract value	£176,470.41

### ACCESS\*

Patients seen in 24 months	Total	Change since previous quarter
Quarter ending March 2018	2,393	
Quarter ending June 2018	2,413	→
Quarter ending September 2018	2,495	↑
Quarter ending December 2018	2,530	→
Quarter ending March 2019	2,589	↑
<b>Variance since March 2018</b>	<b>8.2%</b>	<b>↑</b>



### ACTIVITY



Adjusted Scheduled Activity (UDA)		
Month	2018	2019
April	178	91
May	713	543
June	1,099	963
July	1,834	1,618
August	2,510	2,173
September	3,010	2,592
October	3,487	3,239
November	4,015	3,994
December	4,548	4,553
January	5,174	5,312
February	5,938	6,142
March	6,759	7,012
April	6,997	7,016
May	6,998	7,022
June	7,000	7,022

### QUALITY

	Quantity	Base Number	Contract	AT	Region	England
% of FP17s for the same patient ID Re-attending within 3 months - Children	81	1,603	5.1%	12.2%	12.3%	11.8%
% of FP17s for the same patient ID Re-attending within 3 months - Adults	182	1,929	9.4%	16.2%	15.9%	15.7%
% of FP17s for the same patient ID Re-attending between 3 & 9 months - Children	977	1,603	60.9%	58.0%	60.2%	58.9%
% of FP17s for the same patient ID Re-attending between 3 & 9 months - Adults	1,066	1,929	55.3%	50.9%	53.0%	50.8%
% of FP17s for Band 1 Urgent Courses	249	3,442	7.2%	10.1%	9.1%	9.1%
% of FP17s Relating to Free Repair or Replacements	6	3,442	0.2%	0.8%	1.0%	0.8%
% of FP17s Relating to Continuations	2	3,442	0.1%	0.9%	1.0%	0.9%
% of Patients satisfied with the dentistry they have received	0	0	N/A	92.8%	93.2%	92.5%
% of Patients satisfied with the time they had to wait for an appointment	0	0	N/A	86.8%	88.1%	87.0%

\* This is based on patients treated on this contract for their most recent course of treatment.  
 Figures in *italics* indicate the base number of FP17s or Patient Questionnaire responses are less than 100. N/A is shown where the base number of responses is less than 10 during the period. % is calculated as Quantity/Base number\*100

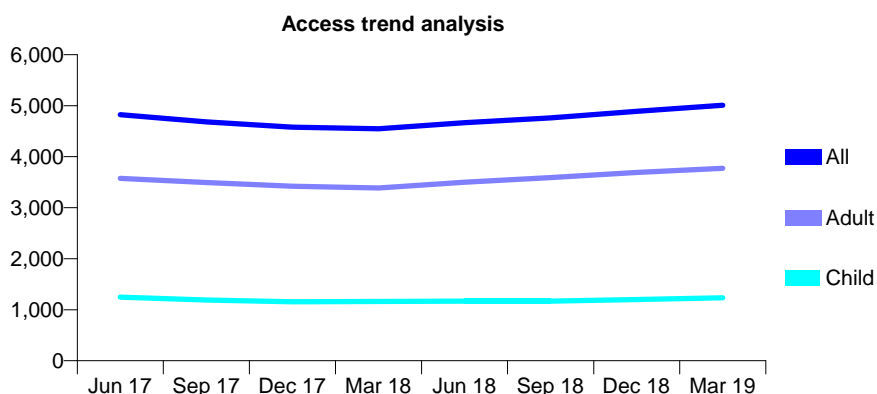
## Q46 - Vital Signs At a Glance Contract Report for 129739/0001 - Year end March 2019

Name or company name	Offerton Fold Dental Practice Ltd
Contract type name	GDS Contract
Purpose of contract	General
Contract start date	01/04/2008
Contract end date	

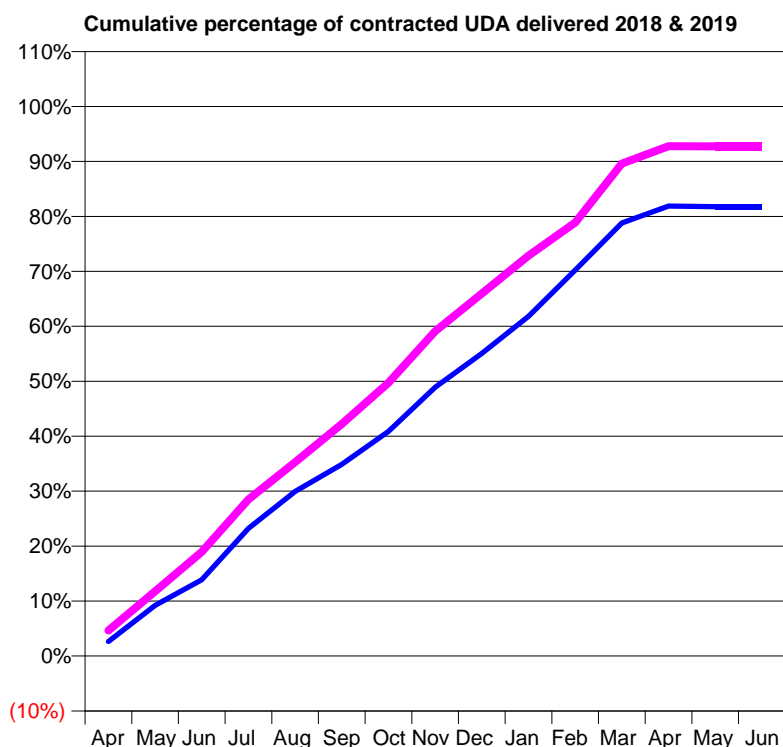
18/19 Contracted general activity (UDA)	14,812
Carry forward general activity (UDA)	0
18/19 Contracted orthodontic activity (UOA)	0
Carry forward orthodontic activity (UOA)	0
Baseline contract value	£517,357.55

### ACCESS\*

Patients seen in 24 months	Total	Change since previous quarter
Quarter ending March 2018	4,548	
Quarter ending June 2018	4,668	↑
Quarter ending September 2018	4,761	→
Quarter ending December 2018	4,889	↑
Quarter ending March 2019	5,008	↑
<b>Variance since March 2018</b>	<b>10.1%</b>	<b>↑</b>



### ACTIVITY



Adjusted Scheduled Activity (UDA)		
Month	2018	2019
April	389	688
May	1,366	1,743
June	2,053	2,807
July	3,441	4,222
August	4,436	5,229
September	5,169	6,251
October	6,056	7,368
November	7,244	8,755
December	8,153	9,767
January	9,156	10,789
February	10,401	11,683
March	11,671	13,272
April	12,124	13,739
May	12,111	13,737
June	12,110	13,737

### QUALITY

	Quantity	Base Number	Contract	AT	Region	England
% of FP17s for the same patient ID Re-attending within 3 months - Children	114	1,877	6.1%	12.2%	12.3%	11.8%
% of FP17s for the same patient ID Re-attending within 3 months - Adults	510	5,246	9.7%	16.2%	15.9%	15.7%
% of FP17s for the same patient ID Re-attending between 3 & 9 months - Children	1,184	1,877	63.1%	58.0%	60.2%	58.9%
% of FP17s for the same patient ID Re-attending between 3 & 9 months - Adults	2,663	5,246	50.8%	50.9%	53.0%	50.8%
% of FP17s for Band 1 Urgent Courses	507	7,130	7.1%	10.1%	9.1%	9.1%
% of FP17s Relating to Free Repair or Replacements	63	7,130	0.9%	0.8%	1.0%	0.8%
% of FP17s Relating to Continuations	30	7,130	0.4%	0.9%	1.0%	0.9%
% of Patients satisfied with the dentistry they have received	0	0	N/A	92.8%	93.2%	92.5%
% of Patients satisfied with the time they had to wait for an appointment	0	0	N/A	86.8%	88.1%	87.0%

\* This is based on patients treated on this contract for their most recent course of treatment.

Figures in italics indicate the base number of FP17s or Patient Questionnaire responses are less than 100. N/A is shown where the base number of responses is less than 10 during the period. % is calculated as Quantity/Base number\*100

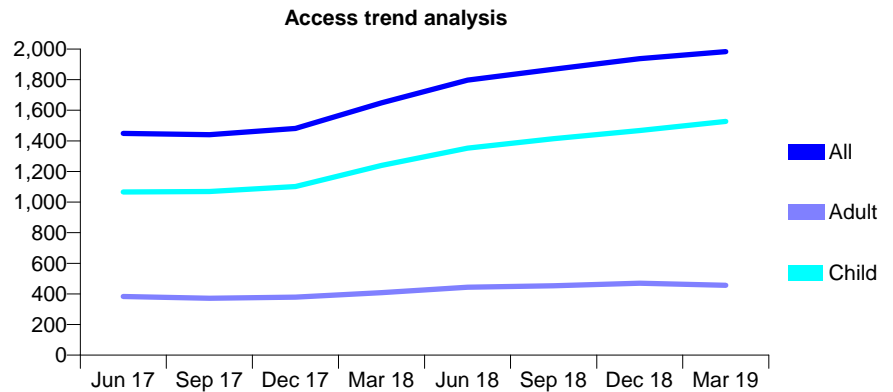
## Q46 - Vital Signs At a Glance Contract Report for 130001/0001 - Year end March 2019

Name or company name	530 Dental Care
Contract type name	GDS Contract
Purpose of contract	General
Contract start date	01/06/2010
Contract end date	

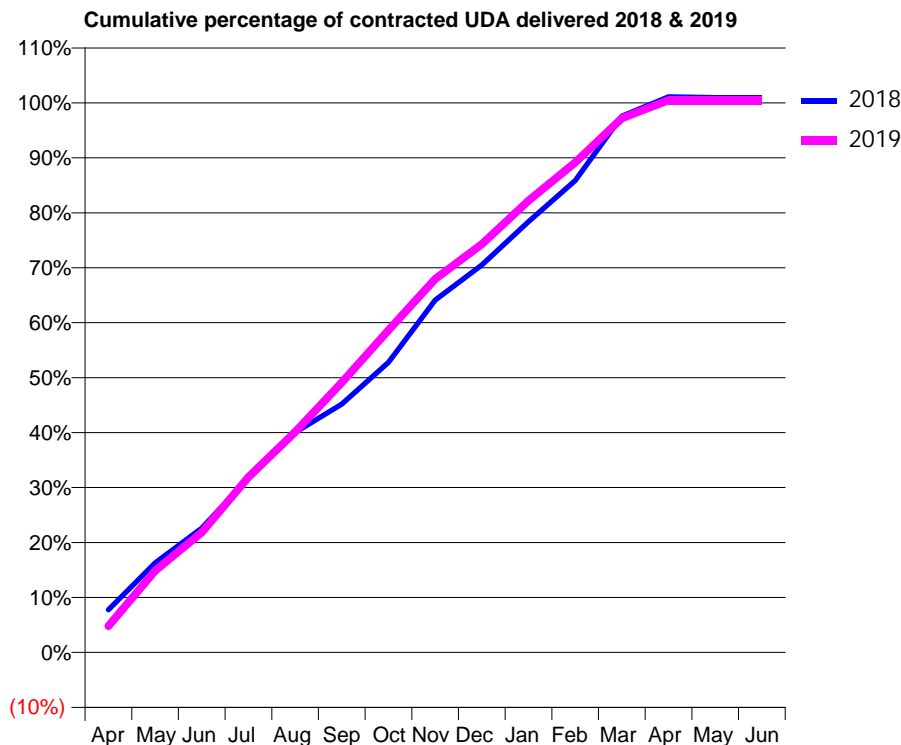
18/19 Contracted general activity (UDA)	4,012
Carry forward general activity (UDA)	-37
18/19 Contracted orthodontic activity (UOA)	0
Carry forward orthodontic activity (UOA)	0
Baseline contract value	£93,214.32

### ACCESS\*

Patients seen in 24 months	Total	Change since previous quarter
Quarter ending March 2018	1,648	
Quarter ending June 2018	1,797	↑
Quarter ending September 2018	1,868	↑
Quarter ending December 2018	1,938	↑
Quarter ending March 2019	1,983	↑
<b>Variance since March 2018</b>	<b>20.3%</b>	<b>↑</b>



### ACTIVITY



Adjusted Scheduled Activity (UDA)		
Month	2018	2019
April	311	192
May	653	597
June	907	876
July	1,272	1,280
August	1,606	1,610
September	1,813	1,971
October	2,118	2,353
November	2,572	2,726
December	2,828	2,979
January	3,144	3,298
February	3,445	3,577
March	3,915	3,900
April	4,056	4,031
May	4,049	4,031
June	4,049	4,031

### QUALITY

	Quantity	Base Number	Contract	AT	Region	England
% of FP17s for the same patient ID Re-attending within 3 months - Children	220	2,059	10.7%	12.2%	12.3%	11.8%
% of FP17s for the same patient ID Re-attending within 3 months - Adults	60	459	13.1%	16.2%	15.9%	15.7%
% of FP17s for the same patient ID Re-attending between 3 & 9 months - Children	998	2,059	48.5%	58.0%	60.2%	58.9%
% of FP17s for the same patient ID Re-attending between 3 & 9 months - Adults	220	459	47.9%	50.9%	53.0%	50.8%
% of FP17s for Band 1 Urgent Courses	40	2,497	1.6%	10.1%	9.1%	9.1%
% of FP17s Relating to Free Repair or Replacements	4	2,497	0.2%	0.8%	1.0%	0.8%
% of FP17s Relating to Continuations	56	2,497	2.2%	0.9%	1.0%	0.9%
% of Patients satisfied with the dentistry they have received	0	0	N/A	92.8%	93.2%	92.5%
% of Patients satisfied with the time they had to wait for an appointment	0	0	N/A	86.8%	88.1%	87.0%

\* This is based on patients treated on this contract for their most recent course of treatment. Figures in italics indicate the base number of FP17s or Patient Questionnaire responses are less than 100. N/A is shown where the base number of responses is less than 10 during the period. % is calculated as Quantity/Base number\*100

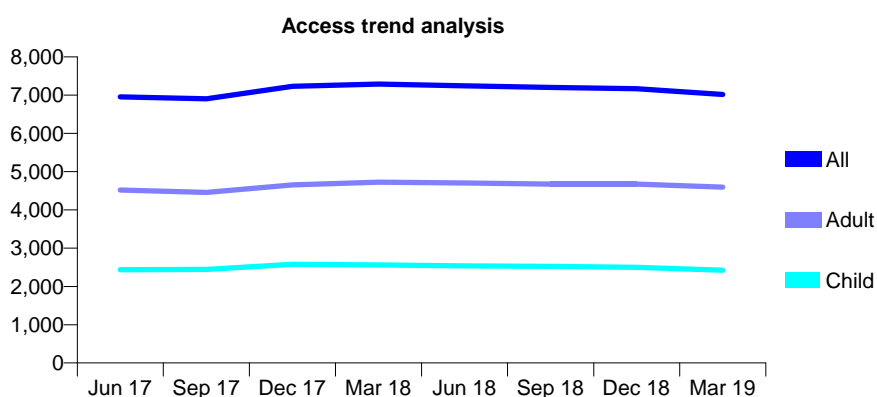
## Q46 - Vital Signs At a Glance Contract Report for 130761/0001 - Year end March 2019

Name or company name	Ravat & Ray Dental Care (Deane) Ltd
Contract type name	GDS Contract
Purpose of contract	General
Contract start date	01/04/2011
Contract end date	

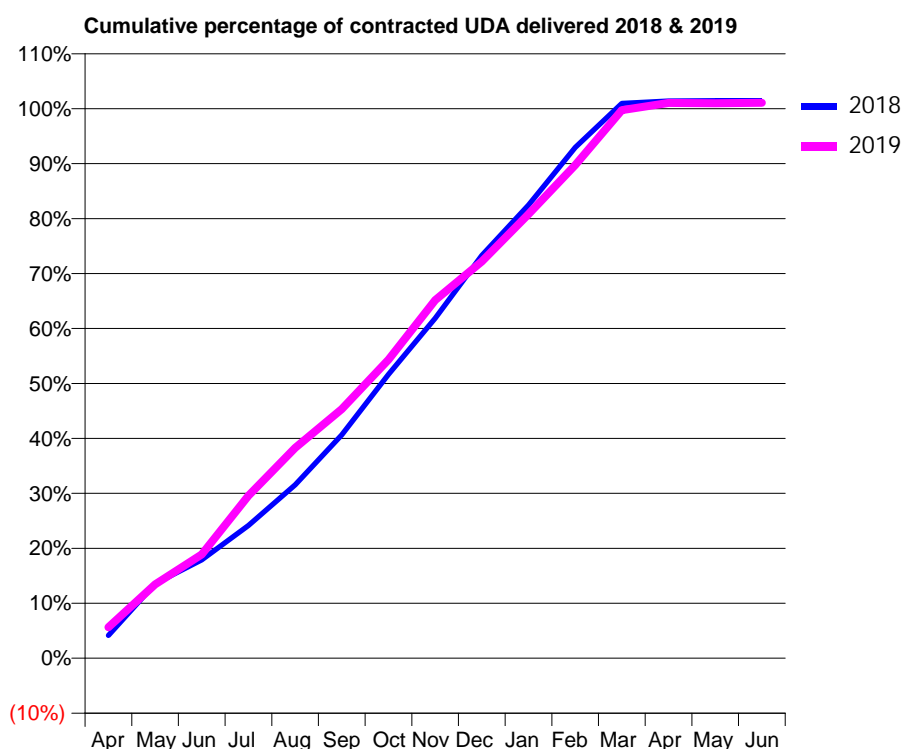
18/19 Contracted general activity (UDA)	18,900
Carry forward general activity (UDA)	-273
18/19 Contracted orthodontic activity (UOA)	0
Carry forward orthodontic activity (UOA)	0
Baseline contract value	£529,048.94

### ACCESS\*

Patients seen in 24 months	Total	Change since previous quarter
Quarter ending March 2018	7,291	
Quarter ending June 2018	7,241	→
Quarter ending September 2018	7,201	→
Quarter ending December 2018	7,168	→
Quarter ending March 2019	7,020	↓
<b>Variance since March 2018</b>	<b>(3.7%)</b>	<b>↓</b>



### ACTIVITY



Adjusted Scheduled Activity (UDA)		
Month	2018	2019
April	788	1,067
May	2,563	2,540
June	3,381	3,572
July	4,566	5,589
August	5,965	7,235
September	7,682	8,569
October	9,763	10,266
November	11,692	12,319
December	13,853	13,643
January	15,583	15,270
February	17,565	16,957
March	19,083	18,848
April	19,164	19,094
May	19,173	19,086
June	19,173	19,101

### QUALITY

	Quantity	Base Number	Contract	AT	Region	England
% of FP17s for the same patient ID Re-attending within 3 months - Children	539	4,402	12.2%	12.2%	12.3%	11.8%
% of FP17s for the same patient ID Re-attending within 3 months - Adults	799	6,324	12.6%	16.2%	15.9%	15.7%
% of FP17s for the same patient ID Re-attending between 3 & 9 months - Children	2,862	4,402	65.0%	58.0%	60.2%	58.9%
% of FP17s for the same patient ID Re-attending between 3 & 9 months - Adults	3,542	6,324	56.0%	50.9%	53.0%	50.8%
% of FP17s for Band 1 Urgent Courses	1,426	10,801	13.2%	10.1%	9.1%	9.1%
% of FP17s Relating to Free Repair or Replacements	61	10,801	0.6%	0.8%	1.0%	0.8%
% of FP17s Relating to Continuations	1	10,801	0.0%	0.9%	1.0%	0.9%
% of Patients satisfied with the dentistry they have received	1	1	N/A	92.8%	93.2%	92.5%
% of Patients satisfied with the time they had to wait for an appointment	1	1	N/A	86.8%	88.1%	87.0%

\* This is based on patients treated on this contract for their most recent course of treatment.

Figures in italics indicate the base number of FP17s or Patient Questionnaire responses are less than 100. N/A is shown where the base number of responses is less than 10 during the period. % is calculated as Quantity/Base number\*100

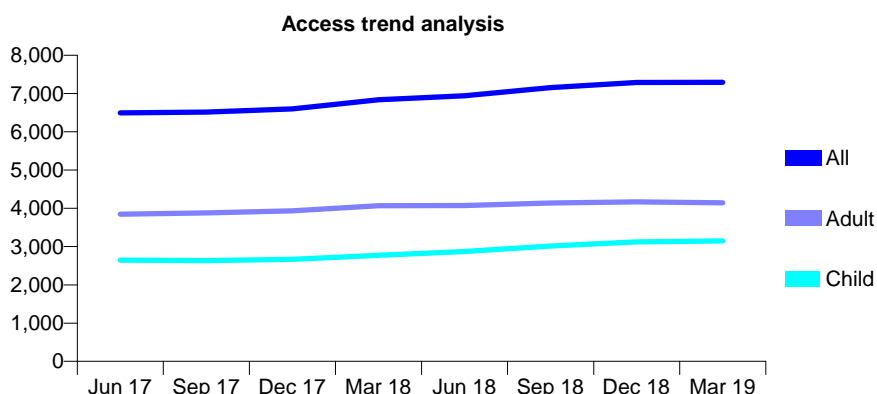
## Q46 - Vital Signs At a Glance Contract Report for 131318/0001 - Year end March 2019

Name or company name	Bennison Dental Practice
Contract type name	GDS Contract
Purpose of contract	General
Contract start date	01/10/2014
Contract end date	

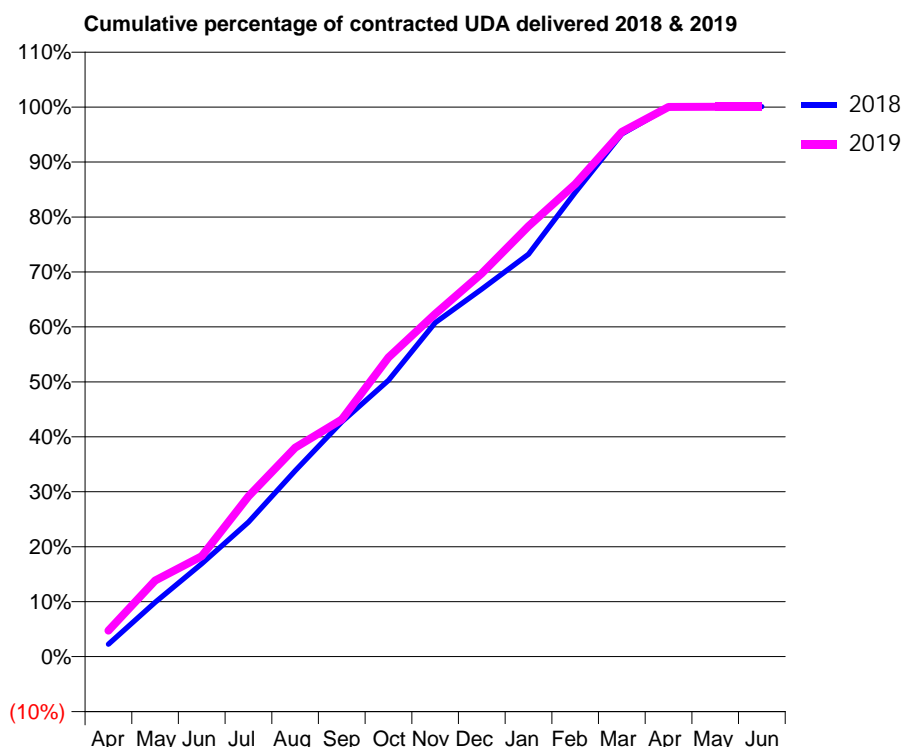
18/19 Contracted general activity (UDA)	21,338
Carry forward general activity (UDA)	-21
18/19 Contracted orthodontic activity (UOA)	0
Carry forward orthodontic activity (UOA)	0
Baseline contract value	£696,706.10

### ACCESS\*

Patients seen in 24 months	Total	Change since previous quarter
Quarter ending March 2018	6,839	
Quarter ending June 2018	6,941	→
Quarter ending September 2018	7,153	↑
Quarter ending December 2018	7,290	→
Quarter ending March 2019	7,295	→
<b>Variance since March 2018</b>	<b>6.7%</b>	<b>↑</b>



### ACTIVITY



Adjusted Scheduled Activity (UDA)		
Month	2018	2019
April	484	1,012
May	2,108	2,954
June	3,609	3,902
July	5,224	6,225
August	7,221	8,111
September	9,117	9,208
October	10,729	11,619
November	12,961	13,303
December	14,268	14,879
January	15,624	16,712
February	18,024	18,350
March	20,292	20,372
April	21,323	21,342
May	21,361	21,344
June	21,359	21,345

### QUALITY

	Quantity	Base Number	Contract	AT	Region	England
% of FP17s for the same patient ID Re-attending within 3 months - Children	602	5,633	10.7%	12.2%	12.3%	11.8%
% of FP17s for the same patient ID Re-attending within 3 months - Adults	807	6,026	13.4%	16.2%	15.9%	15.7%
% of FP17s for the same patient ID Re-attending between 3 & 9 months - Children	3,550	5,633	63.0%	58.0%	60.2%	58.9%
% of FP17s for the same patient ID Re-attending between 3 & 9 months - Adults	3,708	6,026	61.5%	50.9%	53.0%	50.8%
% of FP17s for Band 1 Urgent Courses	507	10,756	4.7%	10.1%	9.1%	9.1%
% of FP17s Relating to Free Repair or Replacements	20	10,756	0.2%	0.8%	1.0%	0.8%
% of FP17s Relating to Continuations	3	10,756	0.0%	0.9%	1.0%	0.9%
% of Patients satisfied with the dentistry they have received	1	1	N/A	92.8%	93.2%	92.5%
% of Patients satisfied with the time they had to wait for an appointment	1	1	N/A	86.8%	88.1%	87.0%

\* This is based on patients treated on this contract for their most recent course of treatment.  
 Figures in *italics* indicate the base number of FP17s or Patient Questionnaire responses are less than 100. N/A is shown where the base number of responses is less than 10 during the period. % is calculated as Quantity/Base number\*100

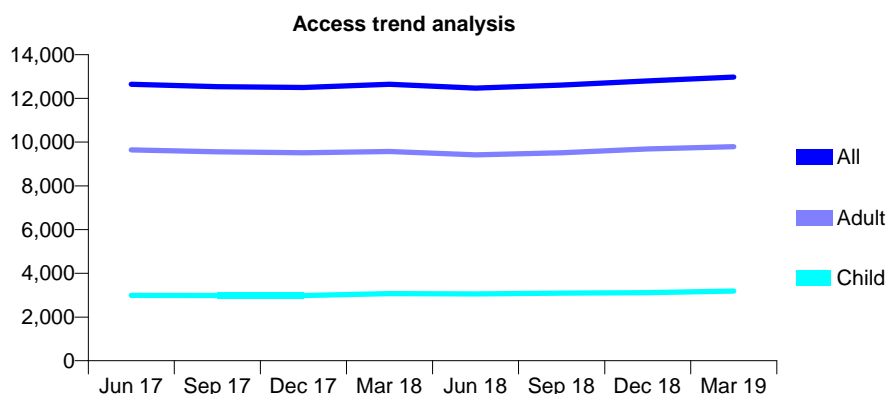
## Q46 - Vital Signs At a Glance Contract Report for 131415/0001 - Year end March 2019

Name or company name	Kinshuck Family Dentistry Ltd
Contract type name	GDS Contract
Purpose of contract	General
Contract start date	01/10/2008
Contract end date	

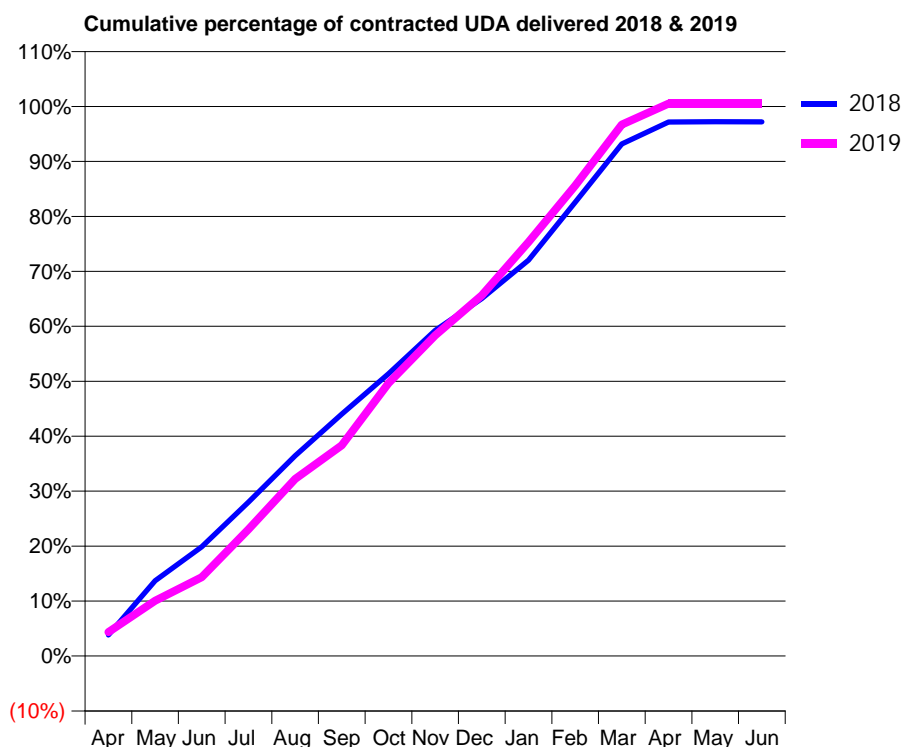
18/19 Contracted general activity (UDA)	37,000
Carry forward general activity (UDA)	0
18/19 Contracted orthodontic activity (UOA)	0
Carry forward orthodontic activity (UOA)	0
Baseline contract value	£1,110,949.04

### ACCESS\*

Patients seen in 24 months	Total	Change since previous quarter
Quarter ending March 2018	12,647	
Quarter ending June 2018	12,469	↓
Quarter ending September 2018	12,606	→
Quarter ending December 2018	12,804	→
Quarter ending March 2019	12,977	→
<b>Variance since March 2018</b>	<b>2.6%</b>	<b>↑</b>



### ACTIVITY



Adjusted Scheduled Activity (UDA)		
Month	2018	2019
April	1,422	1,614
May	5,068	3,721
June	7,360	5,307
July	10,358	8,528
August	13,482	11,926
September	16,283	14,189
October	19,003	18,366
November	21,918	21,585
December	24,068	24,284
January	26,653	27,863
February	30,547	31,674
March	34,473	35,773
April	35,952	37,189
May	35,971	37,194
June	35,966	37,193

### QUALITY

	Quantity	Base Number	Contract	AT	Region	England
% of FP17s for the same patient ID Re-attending within 3 months - Children	640	5,289	12.1%	12.2%	12.3%	11.8%
% of FP17s for the same patient ID Re-attending within 3 months - Adults	2,012	14,400	14.0%	16.2%	15.9%	15.7%
% of FP17s for the same patient ID Re-attending between 3 & 9 months - Children	3,193	5,289	60.4%	58.0%	60.2%	58.9%
% of FP17s for the same patient ID Re-attending between 3 & 9 months - Adults	8,587	14,400	59.6%	50.9%	53.0%	50.8%
% of FP17s for Band 1 Urgent Courses	1,734	19,204	9.0%	10.1%	9.1%	9.1%
% of FP17s Relating to Free Repair or Replacements	158	19,204	0.8%	0.8%	1.0%	0.8%
% of FP17s Relating to Continuations	286	19,204	1.5%	0.9%	1.0%	0.9%
% of Patients satisfied with the dentistry they have received	3	4	N/A	92.8%	93.2%	92.5%
% of Patients satisfied with the time they had to wait for an appointment	3	4	N/A	86.8%	88.1%	87.0%

\* This is based on patients treated on this contract for their most recent course of treatment.

Figures in italics indicate the base number of FP17s or Patient Questionnaire responses are less than 100. N/A is shown where the base number of responses is less than 10 during the period. % is calculated as Quantity/Base number\*100

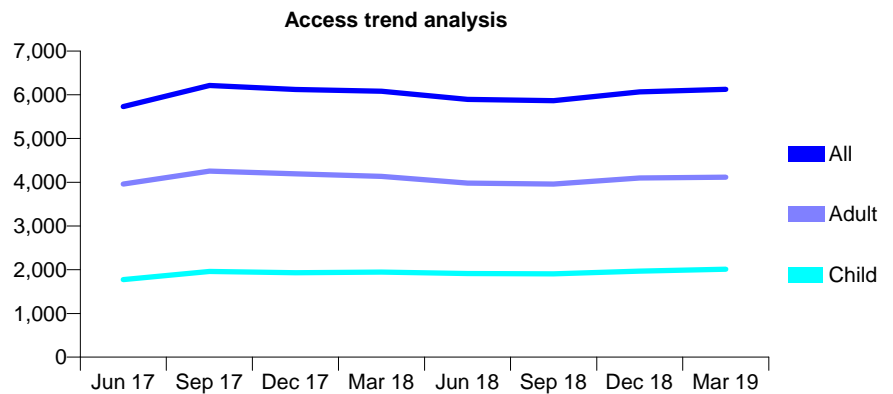
## Q46 - Vital Signs At a Glance Contract Report for 132284/0001 - Year end March 2019

Name or company name	Smile Care (Dental) LTD
Contract type name	GDS Contract
Purpose of contract	General
Contract start date	01/04/2011
Contract end date	

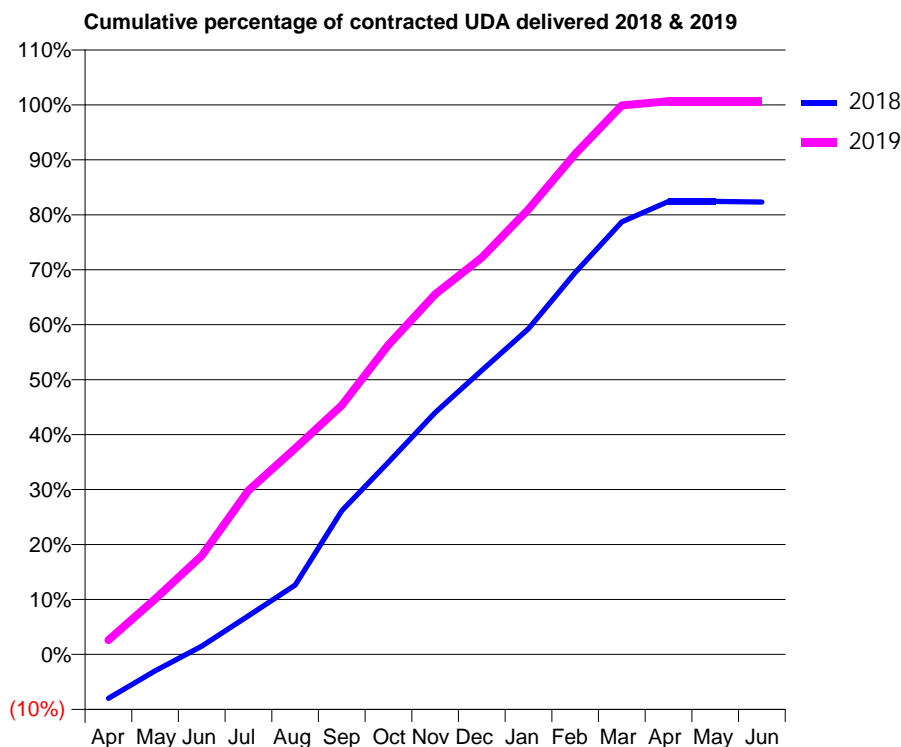
18/19 Contracted general activity (UDA)	20,234
Carry forward general activity (UDA)	0
18/19 Contracted orthodontic activity (UOA)	0
Carry forward orthodontic activity (UOA)	0
Baseline contract value	£539,375.17

### ACCESS\*

Patients seen in 24 months	Total	Change since previous quarter
Quarter ending March 2018	6,080	
Quarter ending June 2018	5,894	↓
Quarter ending September 2018	5,863	→
Quarter ending December 2018	6,067	↑
Quarter ending March 2019	6,127	→
<b>Variance since March 2018</b>	<b>0.8%</b>	<b>→</b>



### ACTIVITY



Adjusted Scheduled Activity (UDA)		
Month	2018	2019
April	-1,625	526
May	-608	2,039
June	303	3,634
July	1,426	6,035
August	2,558	7,590
September	5,291	9,169
October	7,082	11,397
November	8,911	13,259
December	10,457	14,612
January	11,992	16,386
February	14,068	18,430
March	15,928	20,212
April	16,677	20,370
May	16,676	20,365
June	16,650	20,365

### QUALITY

	Quantity	Base Number	Contract	AT	Region	England
% of FP17s for the same patient ID Re-attending within 3 months - Children	225	2,346	9.6%	12.2%	12.3%	11.8%
% of FP17s for the same patient ID Re-attending within 3 months - Adults	885	4,934	17.9%	16.2%	15.9%	15.7%
% of FP17s for the same patient ID Re-attending between 3 & 9 months - Children	986	2,346	42.0%	58.0%	60.2%	58.9%
% of FP17s for the same patient ID Re-attending between 3 & 9 months - Adults	2,078	4,934	42.1%	50.9%	53.0%	50.8%
% of FP17s for Band 1 Urgent Courses	1,067	7,070	15.1%	10.1%	9.1%	9.1%
% of FP17s Relating to Free Repair or Replacements	113	7,070	1.6%	0.8%	1.0%	0.8%
% of FP17s Relating to Continuations	15	7,070	0.2%	0.9%	1.0%	0.9%
% of Patients satisfied with the dentistry they have received	0	0	N/A	92.8%	93.2%	92.5%
% of Patients satisfied with the time they had to wait for an appointment	0	0	N/A	86.8%	88.1%	87.0%

\* This is based on patients treated on this contract for their most recent course of treatment.

Figures in italics indicate the base number of FP17s or Patient Questionnaire responses are less than 100. N/A is shown where the base number of responses is less than 10 during the period. % is calculated as Quantity/Base number\*100



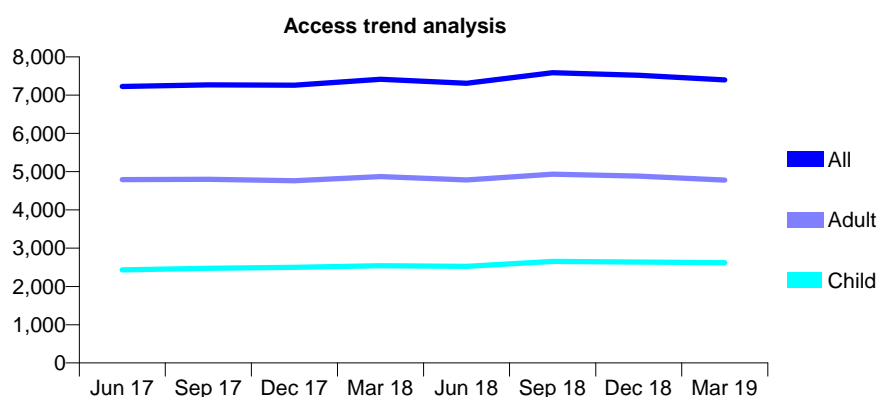
## Q46 - Vital Signs At a Glance Contract Report for 133353/0001 - Year end March 2019

Name or company name	Droylsden Road Dental Practice
Contract type name	GDS Contract
Purpose of contract	General
Contract start date	01/02/2012
Contract end date	

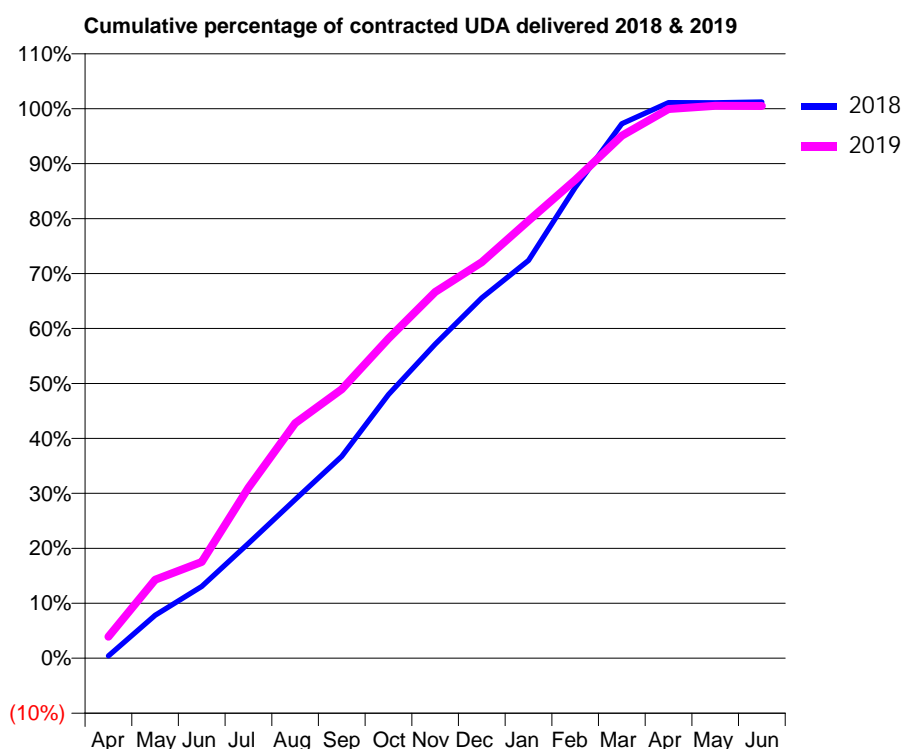
18/19 Contracted general activity (UDA)	21,267
Carry forward general activity (UDA)	-256
18/19 Contracted orthodontic activity (UOA)	0
Carry forward orthodontic activity (UOA)	0
Baseline contract value	£705,635.15

### ACCESS\*

Patients seen in 24 months	Total	Change since previous quarter
Quarter ending March 2018	7,414	
Quarter ending June 2018	7,309	↓
Quarter ending September 2018	7,588	↑
Quarter ending December 2018	7,521	→
Quarter ending March 2019	7,400	↓
<b>Variance since March 2018</b>	<b>(0.2%)</b>	→



### ACTIVITY



Adjusted Scheduled Activity (UDA)		
Month	2018	2019
April	91	834
May	1,666	3,037
June	2,777	3,721
July	4,448	6,597
August	6,142	9,097
September	7,817	10,405
October	10,207	12,371
November	12,155	14,174
December	13,941	15,325
January	15,391	16,929
February	18,218	18,510
March	20,680	20,218
April	21,502	21,256
May	21,493	21,375
June	21,523	21,371

### QUALITY

	Quantity	Base Number	Contract	AT	Region	England
% of FP17s for the same patient ID Re-attending within 3 months - Children	275	3,507	7.8%	12.2%	12.3%	11.8%
% of FP17s for the same patient ID Re-attending within 3 months - Adults	656	5,678	11.6%	16.2%	15.9%	15.7%
% of FP17s for the same patient ID Re-attending between 3 & 9 months - Children	1,966	3,507	56.1%	58.0%	60.2%	58.9%
% of FP17s for the same patient ID Re-attending between 3 & 9 months - Adults	3,024	5,678	53.3%	50.9%	53.0%	50.8%
% of FP17s for Band 1 Urgent Courses	474	8,788	5.4%	10.1%	9.1%	9.1%
% of FP17s Relating to Free Repair or Replacements	65	8,788	0.7%	0.8%	1.0%	0.8%
% of FP17s Relating to Continuations	28	8,788	0.3%	0.9%	1.0%	0.9%
% of Patients satisfied with the dentistry they have received	0	0	N/A	92.8%	93.2%	92.5%
% of Patients satisfied with the time they had to wait for an appointment	0	0	N/A	86.8%	88.1%	87.0%

\* This is based on patients treated on this contract for their most recent course of treatment.

Figures in italics indicate the base number of FP17s or Patient Questionnaire responses are less than 100. N/A is shown where the base number of responses is less than 10 during the period. % is calculated as Quantity/Base number\*100

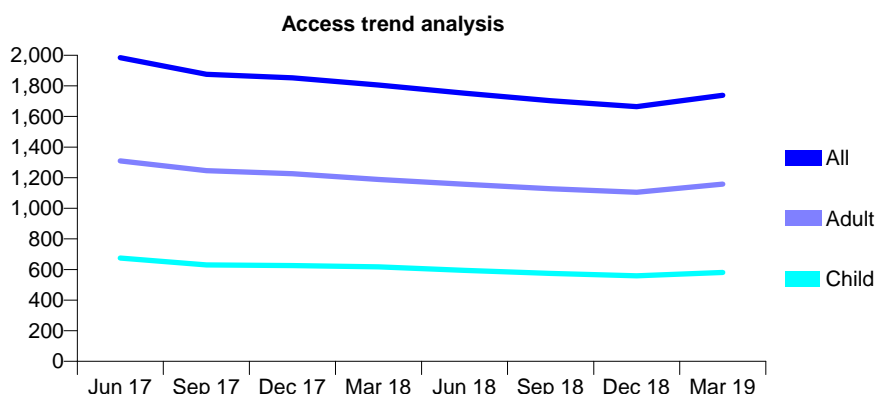
## Q46 - Vital Signs At a Glance Contract Report for 133485/0001 - Year end March 2019

Name or company name	Ethos Dental Care
Contract type name	GDS Contract
Purpose of contract	General
Contract start date	09/03/2015
Contract end date	

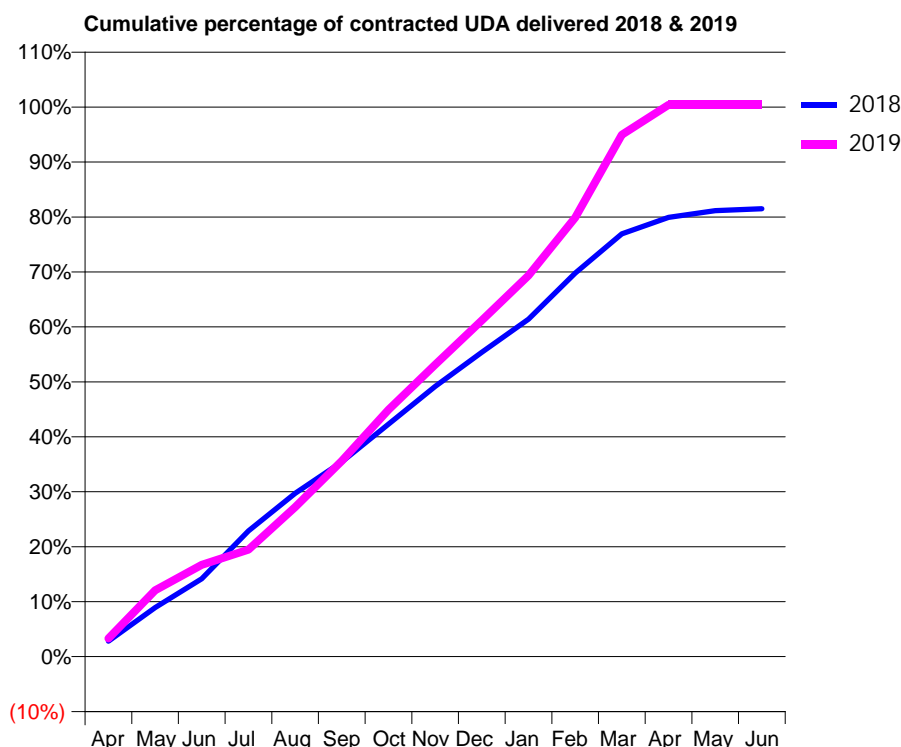
18/19 Contracted general activity (UDA)	5,553
Carry forward general activity (UDA)	0
18/19 Contracted orthodontic activity (UOA)	0
Carry forward orthodontic activity (UOA)	0
Baseline contract value	£121,212.21

### ACCESS\*

Patients seen in 24 months	Total	Change since previous quarter
Quarter ending March 2018	1,805	
Quarter ending June 2018	1,752	↓
Quarter ending September 2018	1,703	↓
Quarter ending December 2018	1,664	↓
Quarter ending March 2019	1,739	↑
<b>Variance since March 2018</b>	<b>(3.7%)</b>	<b>↓</b>



### ACTIVITY



Adjusted Scheduled Activity (UDA)		
Month	2018	2019
April	157	185
May	495	670
June	788	928
July	1,271	1,081
August	1,650	1,511
September	1,966	1,978
October	2,349	2,495
November	2,731	2,951
December	3,075	3,396
January	3,411	3,850
February	3,875	4,437
March	4,271	5,272
April	4,439	5,575
May	4,506	5,575
June	4,526	5,575

### QUALITY

	Quantity	Base Number	Contract	AT	Region	England
% of FP17s for the same patient ID Re-attending within 3 months - Children	84	985	8.5%	12.2%	12.3%	11.8%
% of FP17s for the same patient ID Re-attending within 3 months - Adults	190	1,722	11.0%	16.2%	15.9%	15.7%
% of FP17s for the same patient ID Re-attending between 3 & 9 months - Children	577	985	58.6%	58.0%	60.2%	58.9%
% of FP17s for the same patient ID Re-attending between 3 & 9 months - Adults	850	1,722	49.4%	50.9%	53.0%	50.8%
% of FP17s for Band 1 Urgent Courses	179	2,684	6.7%	10.1%	9.1%	9.1%
% of FP17s Relating to Free Repair or Replacements	14	2,684	0.5%	0.8%	1.0%	0.8%
% of FP17s Relating to Continuations	10	2,684	0.4%	0.9%	1.0%	0.9%
% of Patients satisfied with the dentistry they have received	1	1	N/A	92.8%	93.2%	92.5%
% of Patients satisfied with the time they had to wait for an appointment	1	1	N/A	86.8%	88.1%	87.0%

\* This is based on patients treated on this contract for their most recent course of treatment.  
 Figures in italics indicate the base number of FP17s or Patient Questionnaire responses are less than 100. N/A is shown where the base number of responses is less than 10 during the period. % is calculated as Quantity/Base number\*100

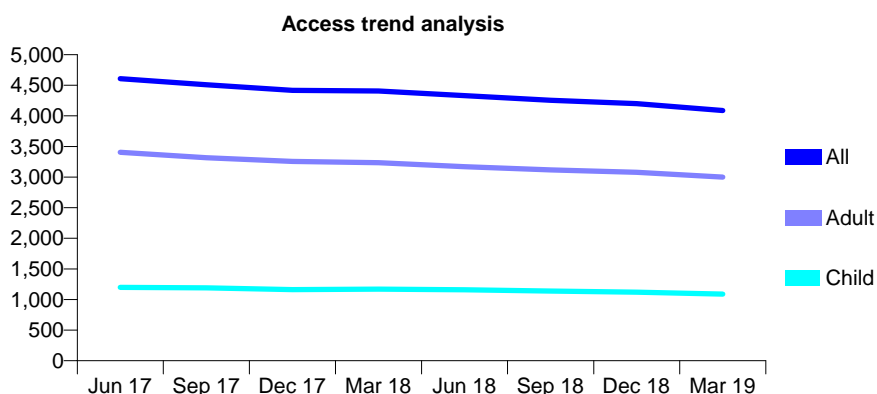
## Q46 - Vital Signs At a Glance Contract Report for 134899/0001 - Year end March 2019

Name or company name	High Lane Partnership
Contract type name	GDS Contract
Purpose of contract	General and Orthodontic
Contract start date	01/06/2015
Contract end date	

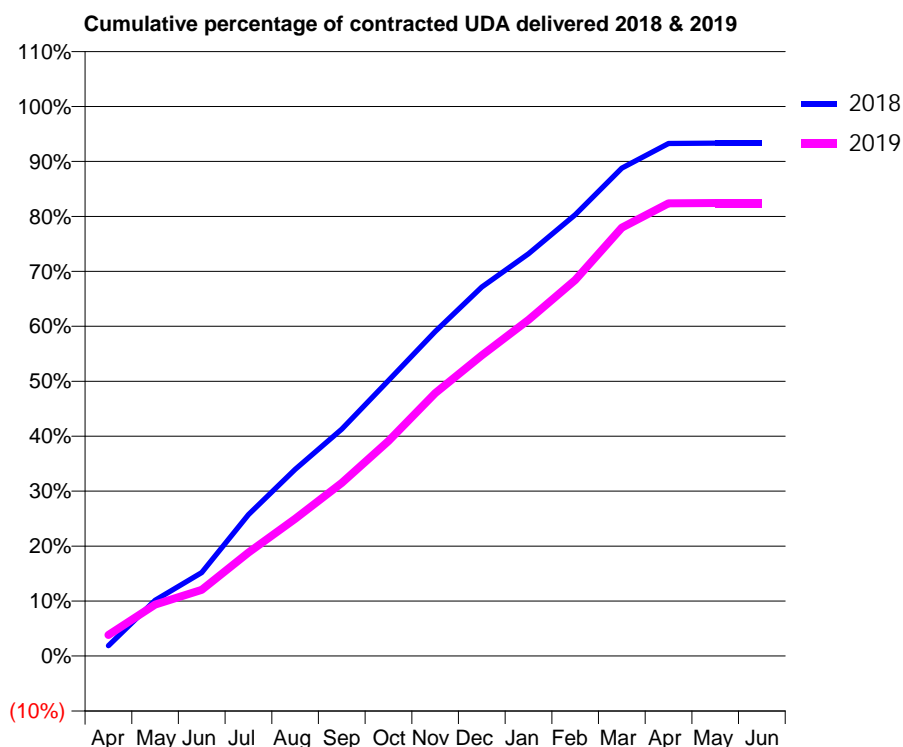
18/19 Contracted general activity (UDA)	14,969
Carry forward general activity (UDA)	0
18/19 Contracted orthodontic activity (UOA)	309
Carry forward orthodontic activity (UOA)	0
Baseline contract value	£445,276.17

### ACCESS\*

Patients seen in 24 months	Total	Change since previous quarter
Quarter ending March 2018	4,406	
Quarter ending June 2018	4,329	↓
Quarter ending September 2018	4,256	↓
Quarter ending December 2018	4,200	↓
Quarter ending March 2019	4,089	↓
<b>Variance since March 2018</b>	<b>(7.2%)</b>	<b>↓</b>



### ACTIVITY



Adjusted Scheduled Activity (UDA)		
Month	2018	2019
April	281	575
May	1,521	1,399
June	2,271	1,803
July	3,854	2,822
August	5,083	3,740
September	6,182	4,716
October	7,506	5,859
November	8,839	7,161
December	10,048	8,190
January	10,958	9,155
February	12,021	10,241
March	13,289	11,667
April	13,962	12,332
May	13,967	12,337
June	13,967	12,338

### QUALITY

	Quantity	Base Number	Contract	AT	Region	England
% of FP17s for the same patient ID Re-attending within 3 months - Children	275	1,856	14.8%	12.2%	12.3%	11.8%
% of FP17s for the same patient ID Re-attending within 3 months - Adults	895	4,897	18.3%	16.2%	15.9%	15.7%
% of FP17s for the same patient ID Re-attending between 3 & 9 months - Children	1,160	1,856	62.5%	58.0%	60.2%	58.9%
% of FP17s for the same patient ID Re-attending between 3 & 9 months - Adults	3,145	4,897	64.2%	50.9%	53.0%	50.8%
% of FP17s for Band 1 Urgent Courses	543	6,670	8.1%	10.1%	9.1%	9.1%
% of FP17s Relating to Free Repair or Replacements	160	6,670	2.4%	0.8%	1.0%	0.8%
% of FP17s Relating to Continuations	45	6,670	0.7%	0.9%	1.0%	0.9%
% of Patients satisfied with the dentistry they have received	1	1	N/A	92.8%	93.2%	92.5%
% of Patients satisfied with the time they had to wait for an appointment	1	1	N/A	86.8%	88.1%	87.0%

\* This is based on patients treated on this contract for their most recent course of treatment.

Figures in italics indicate the base number of FP17s or Patient Questionnaire responses are less than 100. N/A is shown where the base number of responses is less than 10 during the period. % is calculated as Quantity/Base number\*100

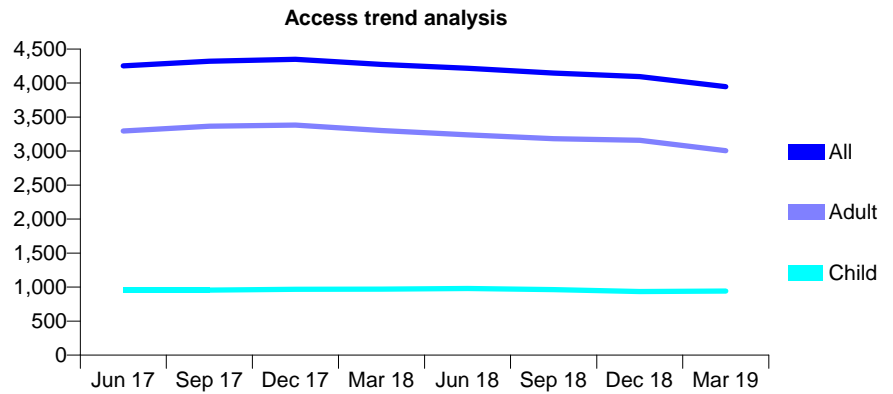
## Q46 - Vital Signs At a Glance Contract Report for 136255/0001 - Year end March 2019

Name or company name	Haughton Green Dental Practice
Contract type name	Pilot Contract
Purpose of contract	General
Contract start date	01/02/2013
Contract end date	

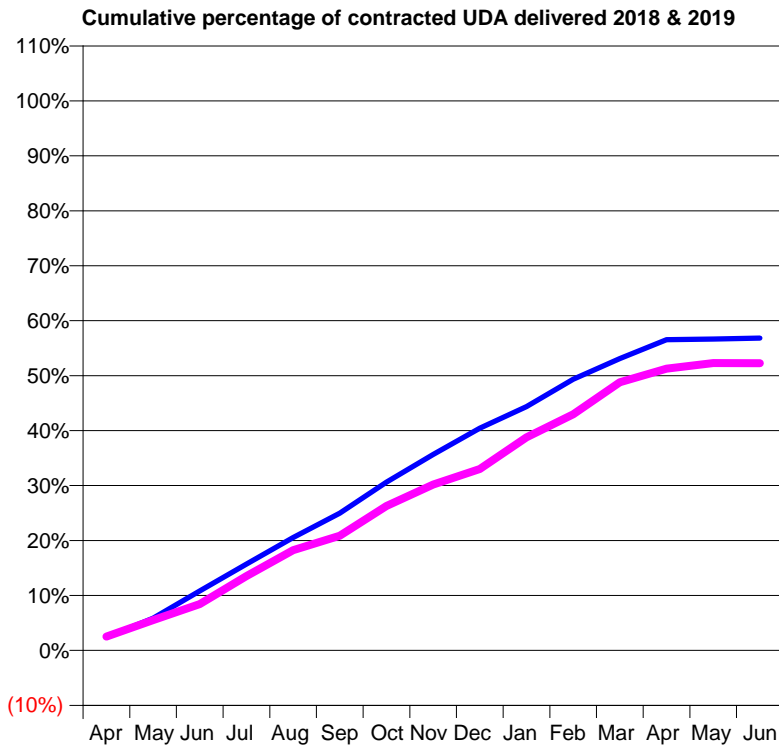
18/19 Contracted general activity (UDA)	13,158
Carry forward general activity (UDA)	0
18/19 Contracted orthodontic activity (UOA)	0
Carry forward orthodontic activity (UOA)	0
Baseline contract value	£376,476.44

### ACCESS\*

Patients seen in 24 months	Total	Change since previous quarter
Quarter ending March 2018	4,273	
Quarter ending June 2018	4,218	↓
Quarter ending September 2018	4,146	↓
Quarter ending December 2018	4,096	↓
Quarter ending March 2019	3,949	↓
<b>Variance since March 2018</b>	<b>(7.6%)</b>	<b>↓</b>



### ACTIVITY



Adjusted Scheduled Activity (UDA)		
Month	2018	2019
April	317	330
May	776	726
June	1,427	1,109
July	2,067	1,781
August	2,702	2,402
September	3,287	2,748
October	4,029	3,461
November	4,692	3,975
December	5,323	4,343
January	5,838	5,103
February	6,492	5,654
March	6,989	6,421
April	7,442	6,746
May	7,455	6,879
June	7,477	6,878

### QUALITY

	Quantity	Base Number	Contract	AT	Region	England
% of FP17s for the same patient ID Re-attending within 3 months - Children	57	939	6.1%	12.2%	12.3%	11.8%
% of FP17s for the same patient ID Re-attending within 3 months - Adults	246	2,761	8.9%	16.2%	15.9%	15.7%
% of FP17s for the same patient ID Re-attending between 3 & 9 months - Children	284	939	30.2%	58.0%	60.2%	58.9%
% of FP17s for the same patient ID Re-attending between 3 & 9 months - Adults	450	2,761	16.3%	50.9%	53.0%	50.8%
% of FP17s for Band 1 Urgent Courses	486	3,593	13.5%	10.1%	9.1%	9.1%
% of FP17s Relating to Free Repair or Replacements	8	3,593	0.2%	0.8%	1.0%	0.8%
% of FP17s Relating to Continuations	14	3,593	0.4%	0.9%	1.0%	0.9%
% of Patients satisfied with the dentistry they have received	0	0	N/A	92.8%	93.2%	92.5%
% of Patients satisfied with the time they had to wait for an appointment	0	0	N/A	86.8%	88.1%	87.0%

\* This is based on patients treated on this contract for their most recent course of treatment.

Figures in italics indicate the base number of FP17s or Patient Questionnaire responses are less than 100. N/A is shown where the base number of responses is less than 10 during the period. % is calculated as Quantity/Base number\*100

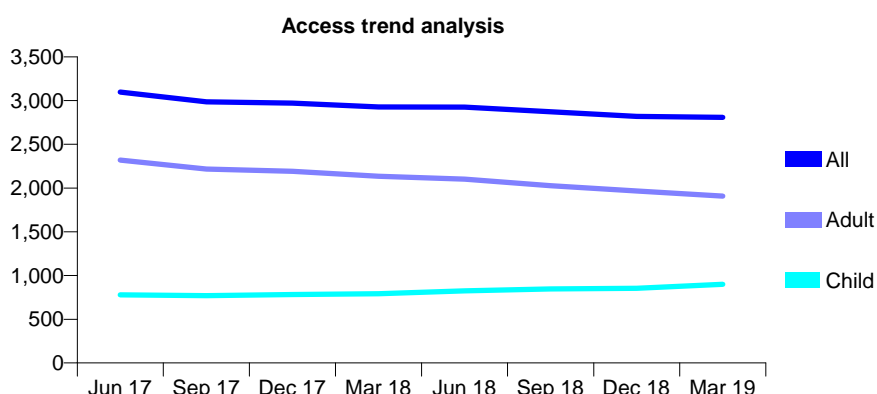
## Q46 - Vital Signs At a Glance Contract Report for 136379/0001 - Year end March 2019

Name or company name	Adrian Jennings Ltd T/A Chorlton Smile Ce
Contract type name	GDS Contract
Purpose of contract	General
Contract start date	01/01/2014
Contract end date	

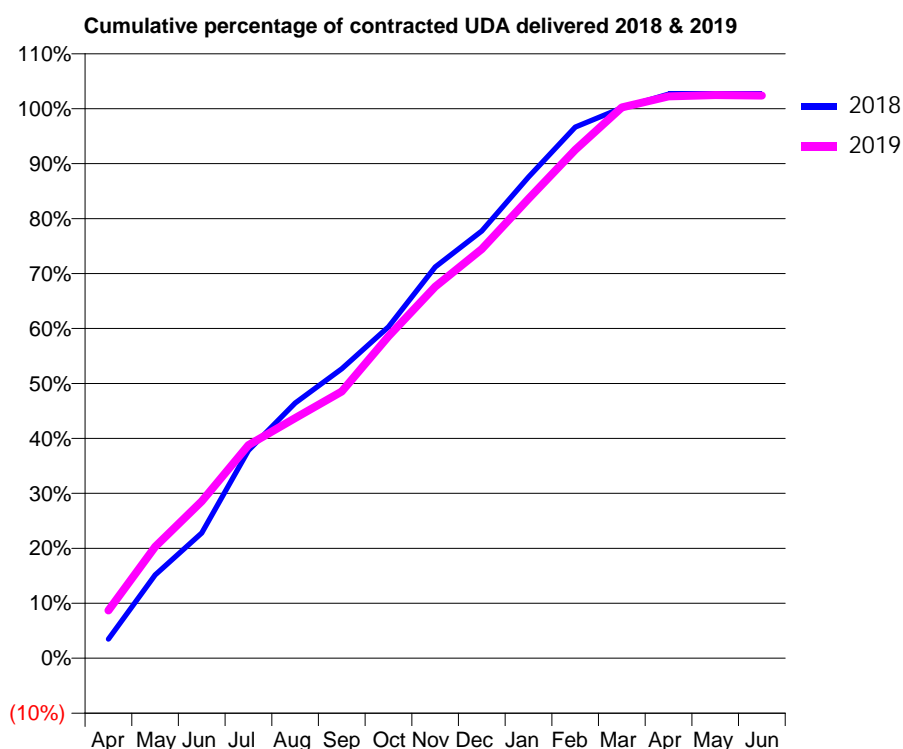
18/19 Contracted general activity (UDA)	5,680
Carry forward general activity (UDA)	-114
18/19 Contracted orthodontic activity (UOA)	0
Carry forward orthodontic activity (UOA)	0
Baseline contract value	£185,624.72

### ACCESS\*

Patients seen in 24 months	Total	Change since previous quarter
Quarter ending March 2018	2,928	
Quarter ending June 2018	2,926	→
Quarter ending September 2018	2,873	↓
Quarter ending December 2018	2,819	↓
Quarter ending March 2019	2,808	→
<b>Variance since March 2018</b>	<b>(4.1%)</b>	<b>↓</b>



### ACTIVITY



Adjusted Scheduled Activity (UDA)		
Month	2018	2019
April	198	494
May	860	1,152
June	1,295	1,622
July	2,149	2,202
August	2,638	2,482
September	2,991	2,758
October	3,425	3,328
November	4,044	3,841
December	4,415	4,229
January	4,972	4,748
February	5,490	5,254
March	5,688	5,693
April	5,830	5,806
May	5,829	5,821
June	5,829	5,815

### QUALITY

	Quantity	Base Number	Contract	AT	Region	England
% of FP17s for the same patient ID Re-attending within 3 months - Children	149	1,317	11.3%	12.2%	12.3%	11.8%
% of FP17s for the same patient ID Re-attending within 3 months - Adults	230	1,821	12.6%	16.2%	15.9%	15.7%
% of FP17s for the same patient ID Re-attending between 3 & 9 months - Children	592	1,317	45.0%	58.0%	60.2%	58.9%
% of FP17s for the same patient ID Re-attending between 3 & 9 months - Adults	702	1,821	38.6%	50.9%	53.0%	50.8%
% of FP17s for Band 1 Urgent Courses	209	3,130	6.7%	10.1%	9.1%	9.1%
% of FP17s Relating to Free Repair or Replacements	4	3,130	0.1%	0.8%	1.0%	0.8%
% of FP17s Relating to Continuations	0	3,130	0.0%	0.9%	1.0%	0.9%
% of Patients satisfied with the dentistry they have received	0	0	N/A	92.8%	93.2%	92.5%
% of Patients satisfied with the time they had to wait for an appointment	0	0	N/A	86.8%	88.1%	87.0%

\* This is based on patients treated on this contract for their most recent course of treatment.

Figures in italics indicate the base number of FP17s or Patient Questionnaire responses are less than 100. N/A is shown where the base number of responses is less than 10 during the period. % is calculated as Quantity/Base number\*100

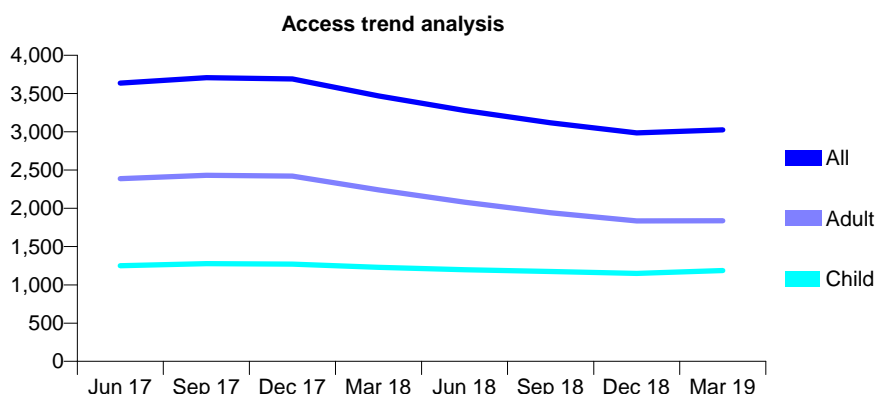
## Q46 - Vital Signs At a Glance Contract Report for 137286/0001 - Year end March 2019

Name or company name	Partners in Progress (UK) Ltd
Contract type name	GDS Contract
Purpose of contract	General
Contract start date	23/04/2009
Contract end date	

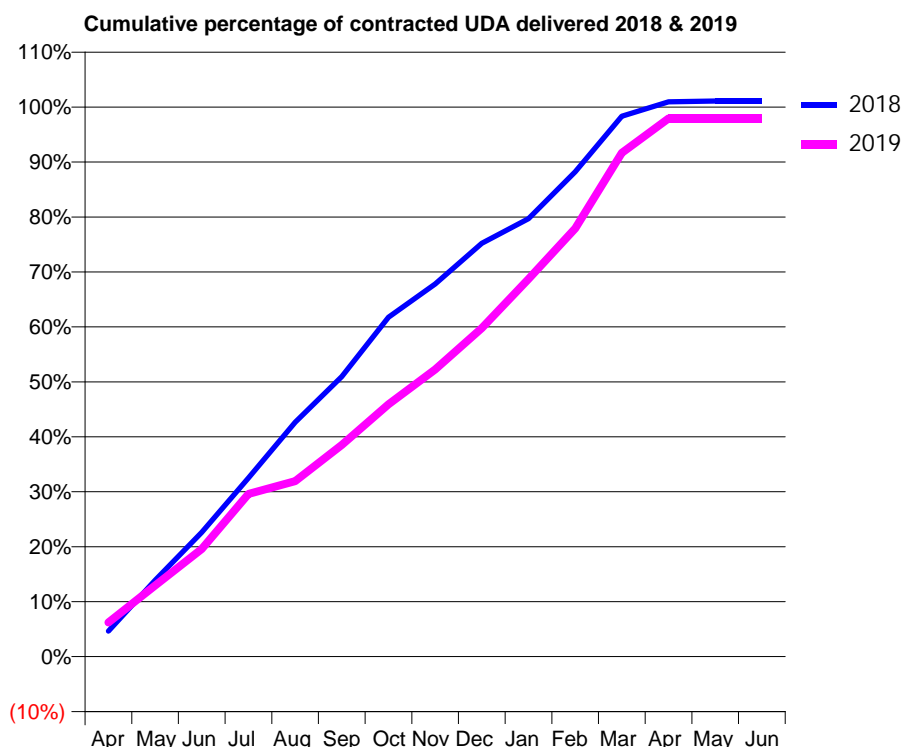
18/19 Contracted general activity (UDA)	9,600
Carry forward general activity (UDA)	-104
18/19 Contracted orthodontic activity (UOA)	0
Carry forward orthodontic activity (UOA)	0
Baseline contract value	£275,734.43

### ACCESS\*

Patients seen in 24 months	Total	Change since previous quarter
Quarter ending March 2018	3,469	
Quarter ending June 2018	3,277	↓
Quarter ending September 2018	3,117	↓
Quarter ending December 2018	2,986	↓
Quarter ending March 2019	3,025	→
<b>Variance since March 2018</b>	<b>(12.8%)</b>	<b>↓</b>



### ACTIVITY



Adjusted Scheduled Activity (UDA)		
Month	2018	2019
April	445	597
May	1,336	1,244
June	2,169	1,881
July	3,123	2,844
August	4,093	3,068
September	4,891	3,697
October	5,928	4,407
November	6,511	5,018
December	7,221	5,740
January	7,652	6,596
February	8,469	7,480
March	9,439	8,799
April	9,692	9,401
May	9,704	9,401
June	9,704	9,401

### QUALITY

	Quantity	Base Number	Contract	AT	Region	England
% of FP17s for the same patient ID Re-attending within 3 months - Children	142	1,539	9.2%	12.2%	12.3%	11.8%
% of FP17s for the same patient ID Re-attending within 3 months - Adults	503	2,395	21.0%	16.2%	15.9%	15.7%
% of FP17s for the same patient ID Re-attending between 3 & 9 months - Children	809	1,539	52.6%	58.0%	60.2%	58.9%
% of FP17s for the same patient ID Re-attending between 3 & 9 months - Adults	1,198	2,395	50.0%	50.9%	53.0%	50.8%
% of FP17s for Band 1 Urgent Courses	672	4,039	16.6%	10.1%	9.1%	9.1%
% of FP17s Relating to Free Repair or Replacements	25	4,039	0.6%	0.8%	1.0%	0.8%
% of FP17s Relating to Continuations	80	4,039	2.0%	0.9%	1.0%	0.9%
% of Patients satisfied with the dentistry they have received	1	1	N/A	92.8%	93.2%	92.5%
% of Patients satisfied with the time they had to wait for an appointment	1	1	N/A	86.8%	88.1%	87.0%

\* This is based on patients treated on this contract for their most recent course of treatment.  
 Figures in *italics* indicate the base number of FP17s or Patient Questionnaire responses are less than 100. N/A is shown where the base number of responses is less than 10 during the period. % is calculated as Quantity/Base number\*100

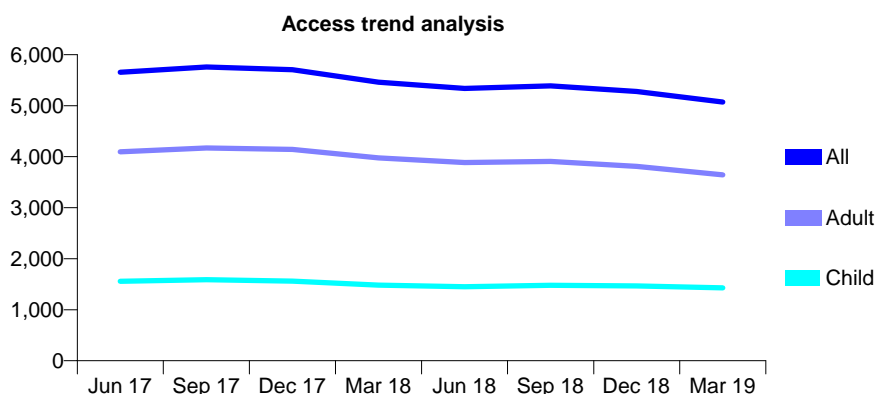
## Q46 - Vital Signs At a Glance Contract Report for 137731/0003 - Year end March 2019

Name or company name	Smile Transformation & Cosmetic Services
Contract type name	GDS Contract
Purpose of contract	General
Contract start date	01/08/2014
Contract end date	

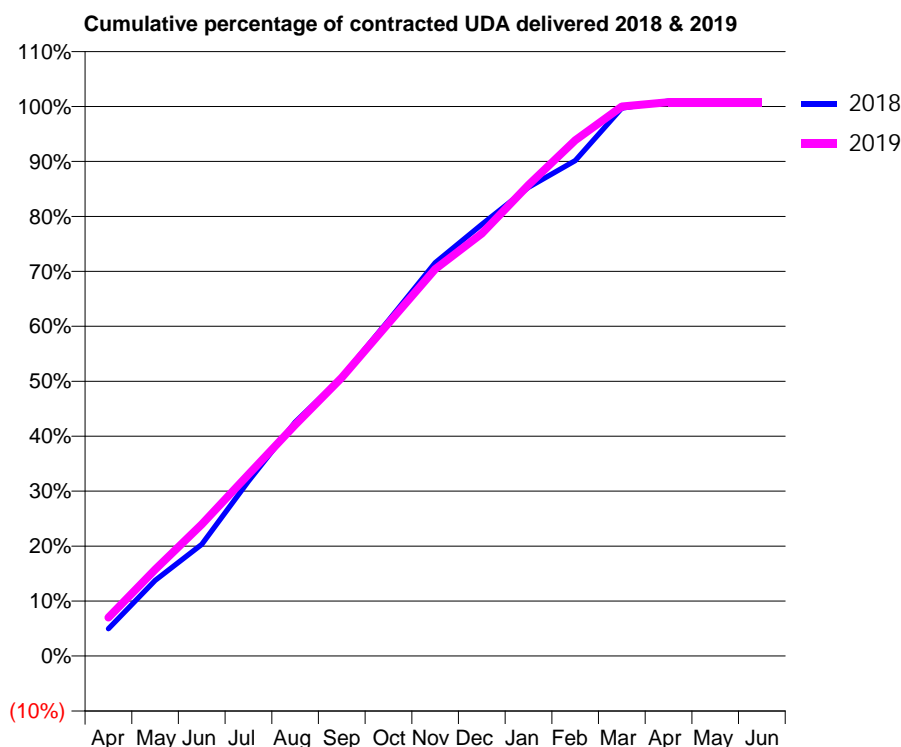
18/19 Contracted general activity (UDA)	17,603
Carry forward general activity (UDA)	-172
18/19 Contracted orthodontic activity (UOA)	0
Carry forward orthodontic activity (UOA)	0
Baseline contract value	£467,945.84

### ACCESS\*

Patients seen in 24 months	Total	Change since previous quarter
Quarter ending March 2018	5,459	
Quarter ending June 2018	5,337	↓
Quarter ending September 2018	5,387	→
Quarter ending December 2018	5,276	↓
Quarter ending March 2019	5,070	↓
<b>Variance since March 2018</b>	<b>(7.1%)</b>	<b>↓</b>



### ACTIVITY



Adjusted Scheduled Activity (UDA)		
Month	2018	2019
April	875	1,233
May	2,424	2,771
June	3,578	4,216
July	5,601	5,816
August	7,496	7,406
September	8,937	8,919
October	10,750	10,661
November	12,601	12,395
December	13,824	13,530
January	15,012	15,089
February	15,869	16,522
March	17,549	17,600
April	17,775	17,736
May	17,775	17,739
June	17,775	17,739

### QUALITY

	Quantity	Base Number	Contract	AT	Region	England
% of FP17s for the same patient ID Re-attending within 3 months - Children	248	2,319	10.7%	12.2%	12.3%	11.8%
% of FP17s for the same patient ID Re-attending within 3 months - Adults	866	5,346	16.2%	16.2%	15.9%	15.7%
% of FP17s for the same patient ID Re-attending between 3 & 9 months - Children	1,432	2,319	61.8%	58.0%	60.2%	58.9%
% of FP17s for the same patient ID Re-attending between 3 & 9 months - Adults	3,194	5,346	59.7%	50.9%	53.0%	50.8%
% of FP17s for Band 1 Urgent Courses	847	7,602	11.1%	10.1%	9.1%	9.1%
% of FP17s Relating to Free Repair or Replacements	66	7,602	0.9%	0.8%	1.0%	0.8%
% of FP17s Relating to Continuations	51	7,602	0.7%	0.9%	1.0%	0.9%
% of Patients satisfied with the dentistry they have received	2	2	N/A	92.8%	93.2%	92.5%
% of Patients satisfied with the time they had to wait for an appointment	2	2	N/A	86.8%	88.1%	87.0%

\* This is based on patients treated on this contract for their most recent course of treatment.

Figures in italics indicate the base number of FP17s or Patient Questionnaire responses are less than 100. N/A is shown where the base number of responses is less than 10 during the period. % is calculated as Quantity/Base number\*100



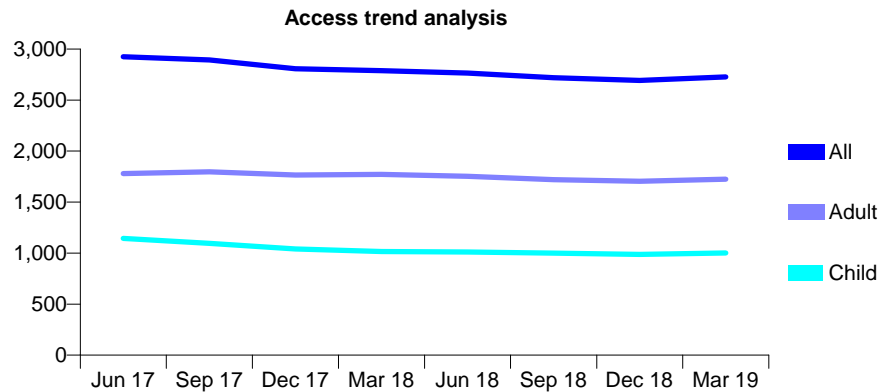
## Q46 - Vital Signs At a Glance Contract Report for 137731/0004 - Year end March 2019

Name or company name	Smile Transformation & Cosmetic Services
Contract type name	GDS Contract
Purpose of contract	General
Contract start date	01/08/2014
Contract end date	

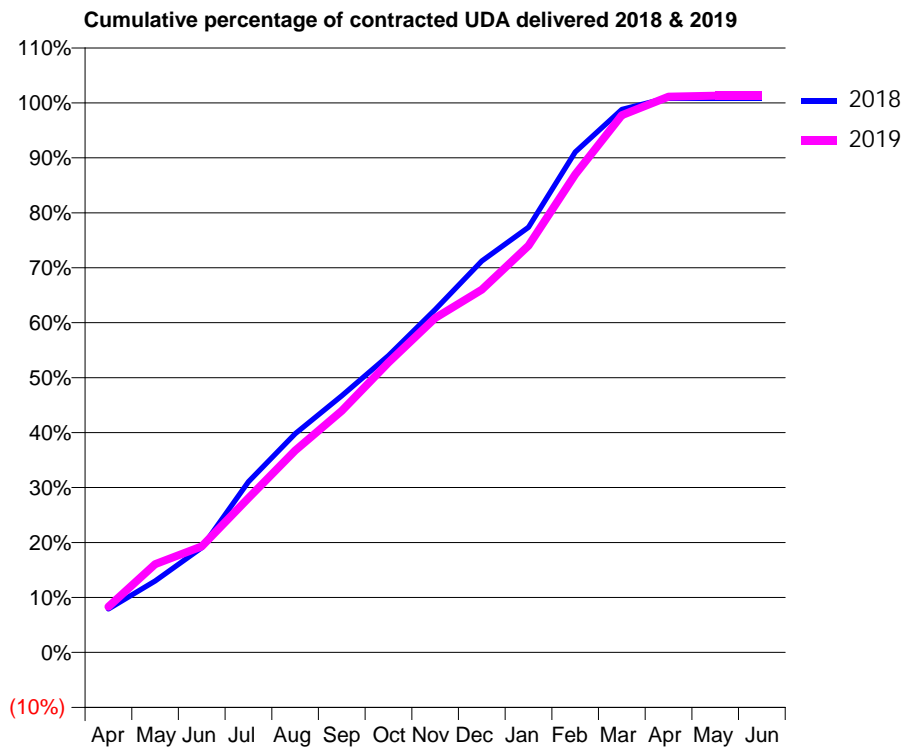
18/19 Contracted general activity (UDA)	8,659
Carry forward general activity (UDA)	-81
18/19 Contracted orthodontic activity (UOA)	0
Carry forward orthodontic activity (UOA)	0
Baseline contract value	£236,436.00

### ACCESS\*

Patients seen in 24 months	Total	Change since previous quarter
Quarter ending March 2018	2,788	
Quarter ending June 2018	2,765	→
Quarter ending September 2018	2,719	↓
Quarter ending December 2018	2,692	→
Quarter ending March 2019	2,727	→
<b>Variance since March 2018</b>	<b>(2.2%)</b>	<b>↓</b>



### ACTIVITY



Adjusted Scheduled Activity (UDA)		
Month	2018	2019
April	687	720
May	1,126	1,390
June	1,650	1,671
July	2,691	2,433
August	3,447	3,183
September	4,045	3,807
October	4,676	4,567
November	5,403	5,269
December	6,166	5,717
January	6,698	6,408
February	7,882	7,531
March	8,555	8,463
April	8,740	8,758
May	8,740	8,773
June	8,740	8,773

### QUALITY

	Quantity	Base Number	Contract	AT	Region	England
% of FP17s for the same patient ID Re-attending within 3 months - Children	166	1,634	10.2%	12.2%	12.3%	11.8%
% of FP17s for the same patient ID Re-attending within 3 months - Adults	366	2,514	14.6%	16.2%	15.9%	15.7%
% of FP17s for the same patient ID Re-attending between 3 & 9 months - Children	1,055	1,634	64.6%	58.0%	60.2%	58.9%
% of FP17s for the same patient ID Re-attending between 3 & 9 months - Adults	1,449	2,514	57.6%	50.9%	53.0%	50.8%
% of FP17s for Band 1 Urgent Courses	383	4,201	9.1%	10.1%	9.1%	9.1%
% of FP17s Relating to Free Repair or Replacements	24	4,201	0.6%	0.8%	1.0%	0.8%
% of FP17s Relating to Continuations	32	4,201	0.8%	0.9%	1.0%	0.9%
% of Patients satisfied with the dentistry they have received	0	0	N/A	92.8%	93.2%	92.5%
% of Patients satisfied with the time they had to wait for an appointment	0	0	N/A	86.8%	88.1%	87.0%

\* This is based on patients treated on this contract for their most recent course of treatment.

Figures in italics indicate the base number of FP17s or Patient Questionnaire responses are less than 100. N/A is shown where the base number of responses is less than 10 during the period. % is calculated as Quantity/Base number\*100

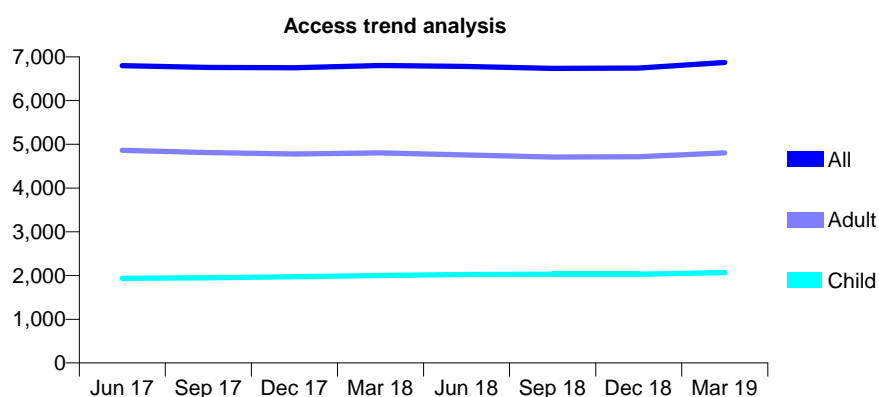
## Q46 - Vital Signs At a Glance Contract Report for 138096/0001 - Year end March 2019

Name or company name	Circle Dental Care Ltd
Contract type name	GDS Contract
Purpose of contract	General
Contract start date	01/08/2009
Contract end date	

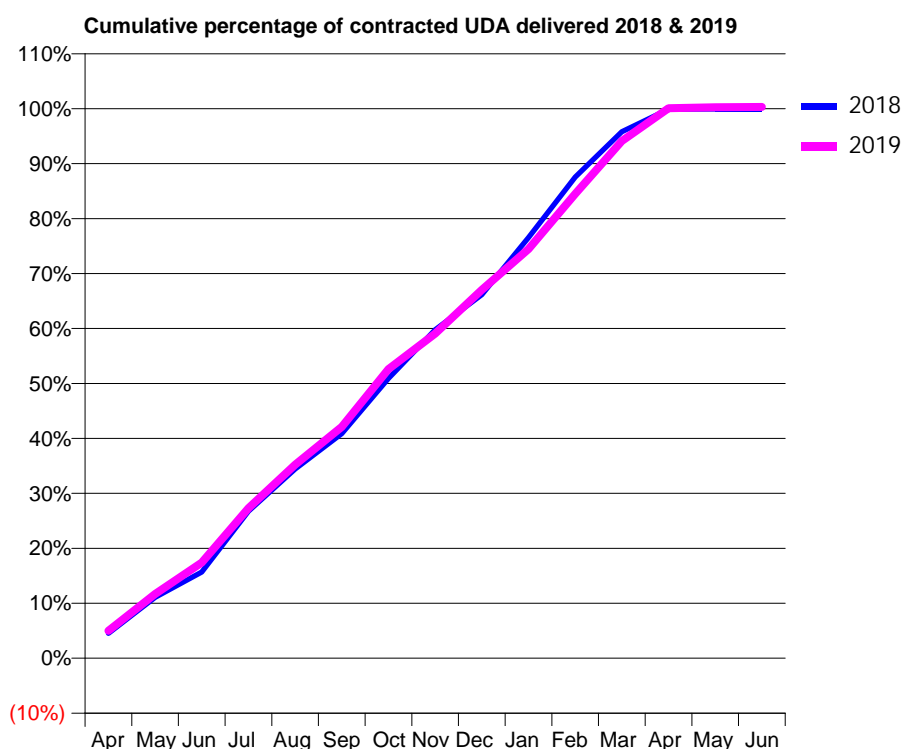
18/19 Contracted general activity (UDA)	20,000
Carry forward general activity (UDA)	-144
18/19 Contracted orthodontic activity (UOA)	0
Carry forward orthodontic activity (UOA)	0
Baseline contract value	£497,361.47

### ACCESS\*

Patients seen in 24 months	Total	Change since previous quarter
Quarter ending March 2018	6,803	
Quarter ending June 2018	6,780	→
Quarter ending September 2018	6,737	→
Quarter ending December 2018	6,746	→
Quarter ending March 2019	6,870	→
<b>Variance since March 2018</b>	<b>1.0%</b>	<b>→</b>



### ACTIVITY



Adjusted Scheduled Activity (UDA)		
Month	2018	2019
April	906	1,002
May	2,217	2,337
June	3,137	3,484
July	5,351	5,460
August	6,890	7,044
September	8,174	8,418
October	10,183	10,526
November	11,955	11,815
December	13,231	13,404
January	15,312	14,895
February	17,510	16,904
March	19,159	18,822
April	19,979	20,015
May	19,984	20,053
June	19,985	20,063

### QUALITY

	Quantity	Base Number	Contract	AT	Region	England
% of FP17s for the same patient ID Re-attending within 3 months - Children	504	3,381	14.9%	12.2%	12.3%	11.8%
% of FP17s for the same patient ID Re-attending within 3 months - Adults	1,101	6,746	16.3%	16.2%	15.9%	15.7%
% of FP17s for the same patient ID Re-attending between 3 & 9 months - Children	1,955	3,381	57.8%	58.0%	60.2%	58.9%
% of FP17s for the same patient ID Re-attending between 3 & 9 months - Adults	3,613	6,746	53.6%	50.9%	53.0%	50.8%
% of FP17s for Band 1 Urgent Courses	716	9,141	7.8%	10.1%	9.1%	9.1%
% of FP17s Relating to Free Repair or Replacements	25	9,141	0.3%	0.8%	1.0%	0.8%
% of FP17s Relating to Continuations	13	9,141	0.1%	0.9%	1.0%	0.9%
% of Patients satisfied with the dentistry they have received	3	3	N/A	92.8%	93.2%	92.5%
% of Patients satisfied with the time they had to wait for an appointment	2	3	N/A	86.8%	88.1%	87.0%

\* This is based on patients treated on this contract for their most recent course of treatment.

Figures in italics indicate the base number of FP17s or Patient Questionnaire responses are less than 100. N/A is shown where the base number of responses is less than 10 during the period. % is calculated as Quantity/Base number\*100

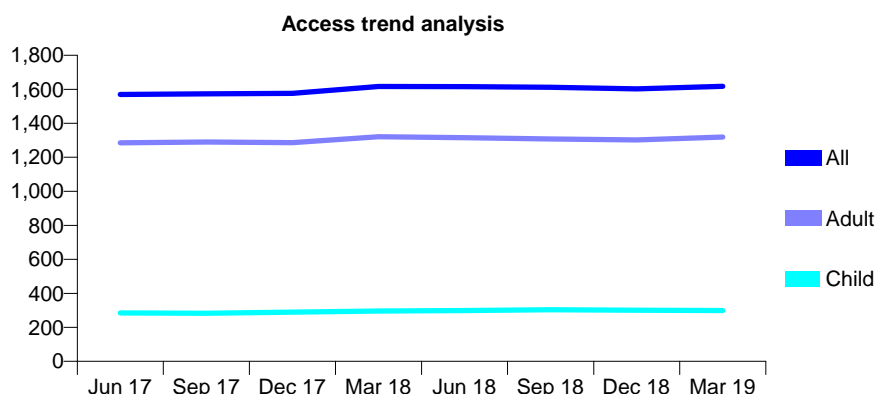
## Q46 - Vital Signs At a Glance Contract Report for 138800/0001 - Year end March 2019

Name or company name	207 Dental Care
Contract type name	GDS Contract
Purpose of contract	General
Contract start date	01/05/2013
Contract end date	

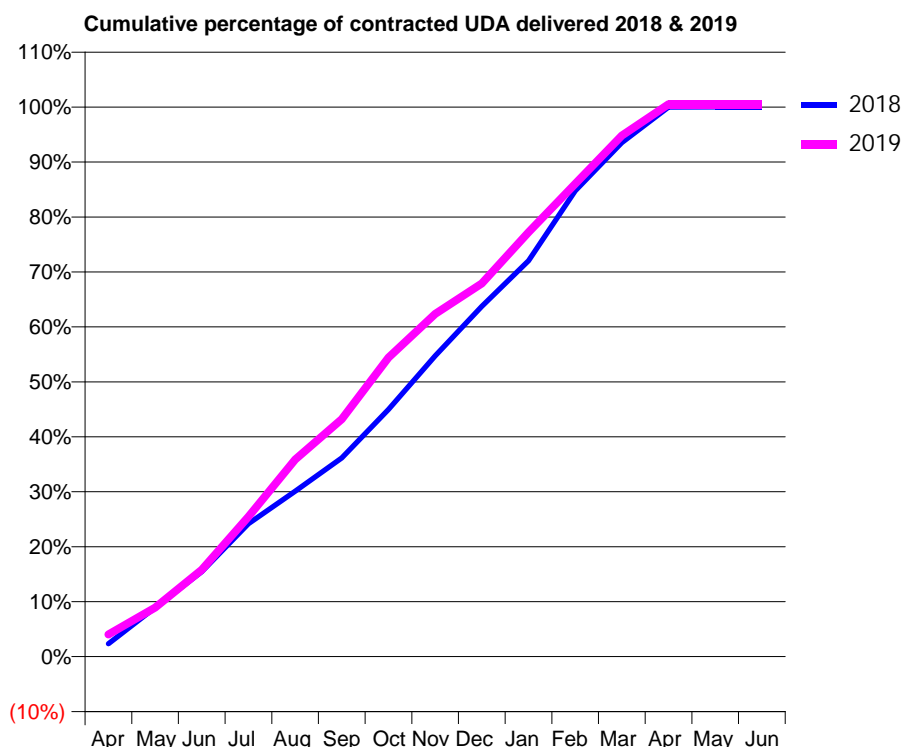
18/19 Contracted general activity (UDA)	4,568
Carry forward general activity (UDA)	0
18/19 Contracted orthodontic activity (UOA)	0
Carry forward orthodontic activity (UOA)	0
Baseline contract value	£116,562.17

### ACCESS\*

Patients seen in 24 months	Total	Change since previous quarter
Quarter ending March 2018	1,617	
Quarter ending June 2018	1,615	→
Quarter ending September 2018	1,611	→
Quarter ending December 2018	1,603	→
Quarter ending March 2019	1,618	→
<b>Variance since March 2018</b>	<b>0.1%</b>	<b>→</b>



### ACTIVITY



Adjusted Scheduled Activity (UDA)		
Month	2018	2019
April	107	185
May	408	408
June	706	722
July	1,104	1,163
August	1,375	1,637
September	1,651	1,974
October	2,055	2,486
November	2,501	2,848
December	2,912	3,102
January	3,290	3,527
February	3,871	3,930
March	4,273	4,330
April	4,567	4,592
May	4,568	4,591
June	4,568	4,591

### QUALITY

	Quantity	Base Number	Contract	AT	Region	England
% of FP17s for the same patient ID Re-attending within 3 months - Children	25	510	4.9%	12.2%	12.3%	11.8%
% of FP17s for the same patient ID Re-attending within 3 months - Adults	291	1,980	14.7%	16.2%	15.9%	15.7%
% of FP17s for the same patient ID Re-attending between 3 & 9 months - Children	368	510	72.2%	58.0%	60.2%	58.9%
% of FP17s for the same patient ID Re-attending between 3 & 9 months - Adults	1,139	1,980	57.5%	50.9%	53.0%	50.8%
% of FP17s for Band 1 Urgent Courses	222	2,501	8.9%	10.1%	9.1%	9.1%
% of FP17s Relating to Free Repair or Replacements	6	2,501	0.2%	0.8%	1.0%	0.8%
% of FP17s Relating to Continuations	19	2,501	0.8%	0.9%	1.0%	0.9%
% of Patients satisfied with the dentistry they have received	0	0	N/A	92.8%	93.2%	92.5%
% of Patients satisfied with the time they had to wait for an appointment	0	0	N/A	86.8%	88.1%	87.0%

\* This is based on patients treated on this contract for their most recent course of treatment.

Figures in *italics* indicate the base number of FP17s or Patient Questionnaire responses are less than 100. N/A is shown where the base number of responses is less than 10 during the period. % is calculated as Quantity/Base number\*100

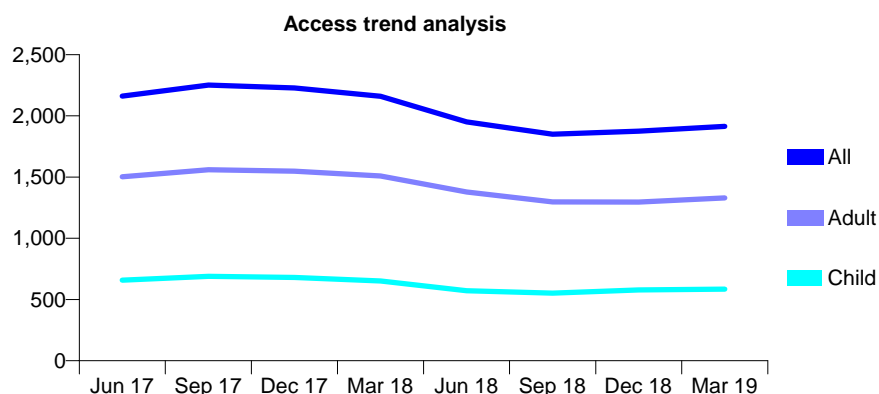
## Q46 - Vital Signs At a Glance Contract Report for 138959/0001 - Year end March 2019

Name or company name	Middleton Dental Care
Contract type name	GDS Contract
Purpose of contract	General
Contract start date	06/07/2012
Contract end date	

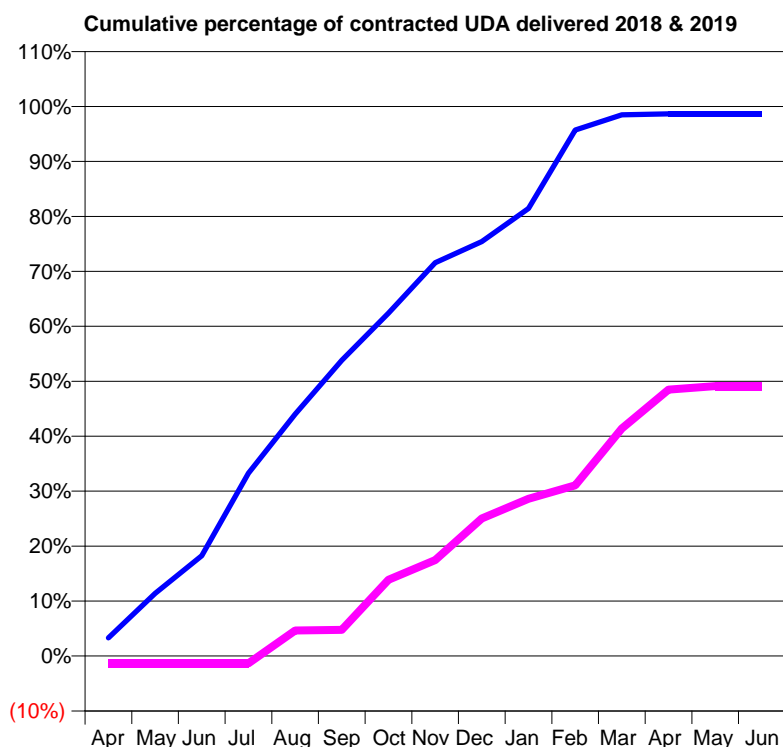
18/19 Contracted general activity (UDA)	7,330
Carry forward general activity (UDA)	98
18/19 Contracted orthodontic activity (UOA)	0
Carry forward orthodontic activity (UOA)	0
Baseline contract value	£186,329.52

### ACCESS\*

Patients seen in 24 months	Total	Change since previous quarter
Quarter ending March 2018	2,161	
Quarter ending June 2018	1,951	↓
Quarter ending September 2018	1,850	↓
Quarter ending December 2018	1,875	→
Quarter ending March 2019	1,914	↑
<b>Variance since March 2018</b>	<b>(11.4%)</b>	<b>↓</b>



### ACTIVITY



Adjusted Scheduled Activity (UDA)		
Month	2018	2019
April	242	-98
May	835	-98
June	1,339	-98
July	2,440	-98
August	3,225	340
September	3,944	349
October	4,575	1,018
November	5,247	1,281
December	5,528	1,834
January	5,970	2,097
February	7,015	2,278
March	7,219	3,035
April	7,232	3,552
May	7,232	3,599
June	7,232	3,599

### QUALITY

	Quantity	Base Number	Contract	AT	Region	England
% of FP17s for the same patient ID Re-attending within 3 months - Children	21	506	4.2%	12.2%	12.3%	11.8%
% of FP17s for the same patient ID Re-attending within 3 months - Adults	88	1,049	8.4%	16.2%	15.9%	15.7%
% of FP17s for the same patient ID Re-attending between 3 & 9 months - Children	157	506	31.0%	58.0%	60.2%	58.9%
% of FP17s for the same patient ID Re-attending between 3 & 9 months - Adults	330	1,049	31.5%	50.9%	53.0%	50.8%
% of FP17s for Band 1 Urgent Courses	228	1,775	12.8%	10.1%	9.1%	9.1%
% of FP17s Relating to Free Repair or Replacements	13	1,775	0.7%	0.8%	1.0%	0.8%
% of FP17s Relating to Continuations	15	1,775	0.8%	0.9%	1.0%	0.9%
% of Patients satisfied with the dentistry they have received	0	0	N/A	92.8%	93.2%	92.5%
% of Patients satisfied with the time they had to wait for an appointment	0	0	N/A	86.8%	88.1%	87.0%

\* This is based on patients treated on this contract for their most recent course of treatment.

Figures in italics indicate the base number of FP17s or Patient Questionnaire responses are less than 100. N/A is shown where the base number of responses is less than 10 during the period. % is calculated as Quantity/Base number\*100

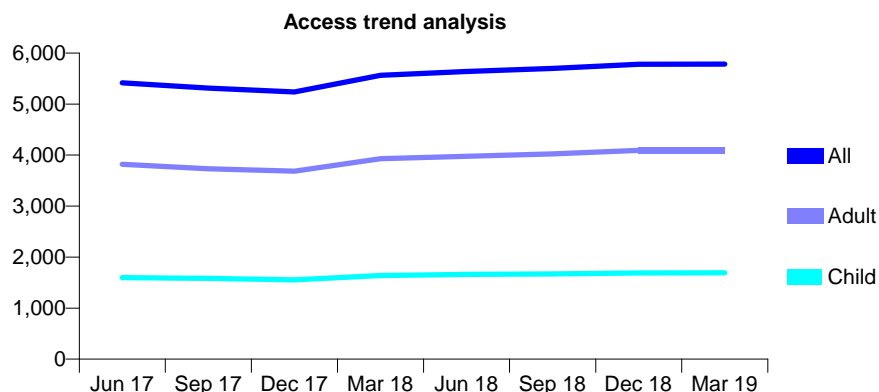
## Q46 - Vital Signs At a Glance Contract Report for 138967/0001 - Year end March 2019

Name or company name	Park House Springhead
Contract type name	GDS Contract
Purpose of contract	General
Contract start date	01/04/2010
Contract end date	

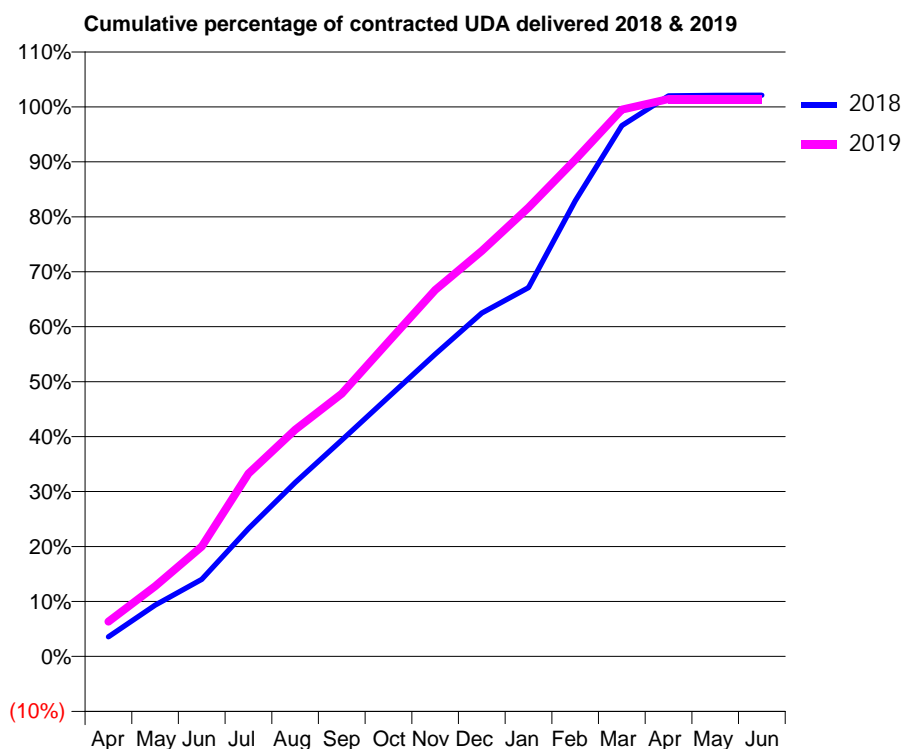
18/19 Contracted general activity (UDA)	15,429
Carry forward general activity (UDA)	-309
18/19 Contracted orthodontic activity (UOA)	0
Carry forward orthodontic activity (UOA)	0
Baseline contract value	£425,435.34

### ACCESS\*

Patients seen in 24 months	Total	Change since previous quarter
Quarter ending March 2018	5,565	
Quarter ending June 2018	5,639	→
Quarter ending September 2018	5,697	→
Quarter ending December 2018	5,783	→
Quarter ending March 2019	5,784	→
<b>Variance since March 2018</b>	<b>3.9%</b>	<b>↑</b>



### ACTIVITY



Adjusted Scheduled Activity (UDA)		
Month	2018	2019
April	551	978
May	1,440	1,973
June	2,162	3,087
July	3,589	5,135
August	4,879	6,363
September	6,075	7,379
October	7,282	8,833
November	8,485	10,286
December	9,641	11,383
January	10,356	12,600
February	12,792	13,946
March	14,899	15,354
April	15,738	15,650
May	15,750	15,650
June	15,752	15,650

### QUALITY

	Quantity	Base Number	Contract	AT	Region	England
% of FP17s for the same patient ID Re-attending within 3 months - Children	206	2,429	8.5%	12.2%	12.3%	11.8%
% of FP17s for the same patient ID Re-attending within 3 months - Adults	858	5,545	15.5%	16.2%	15.9%	15.7%
% of FP17s for the same patient ID Re-attending between 3 & 9 months - Children	1,441	2,429	59.3%	58.0%	60.2%	58.9%
% of FP17s for the same patient ID Re-attending between 3 & 9 months - Adults	2,789	5,545	50.3%	50.9%	53.0%	50.8%
% of FP17s for Band 1 Urgent Courses	892	7,769	11.5%	10.1%	9.1%	9.1%
% of FP17s Relating to Free Repair or Replacements	47	7,769	0.6%	0.8%	1.0%	0.8%
% of FP17s Relating to Continuations	90	7,769	1.2%	0.9%	1.0%	0.9%
% of Patients satisfied with the dentistry they have received	0	0	N/A	92.8%	93.2%	92.5%
% of Patients satisfied with the time they had to wait for an appointment	0	0	N/A	86.8%	88.1%	87.0%

\* This is based on patients treated on this contract for their most recent course of treatment.

Figures in italics indicate the base number of FP17s or Patient Questionnaire responses are less than 100. N/A is shown where the base number of responses is less than 10 during the period. % is calculated as Quantity/Base number\*100

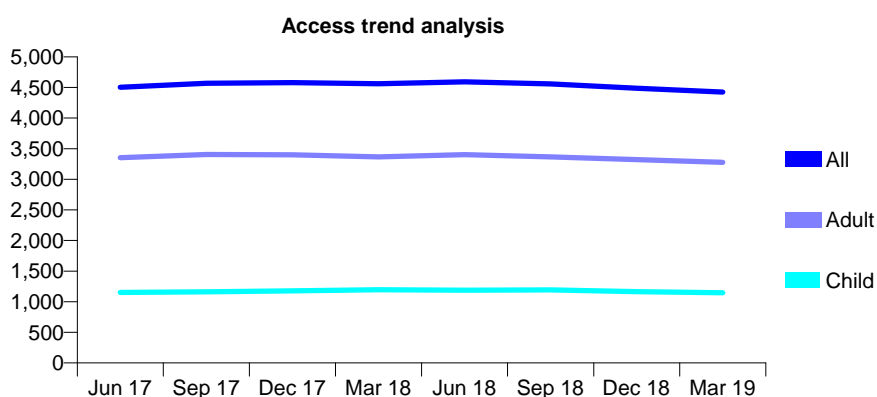
## Q46 - Vital Signs At a Glance Contract Report for 139114/0001 - Year end March 2019

Name or company name	The Ivy Dental Practice Ltd
Contract type name	Pilot Contract
Purpose of contract	General
Contract start date	01/04/2010
Contract end date	

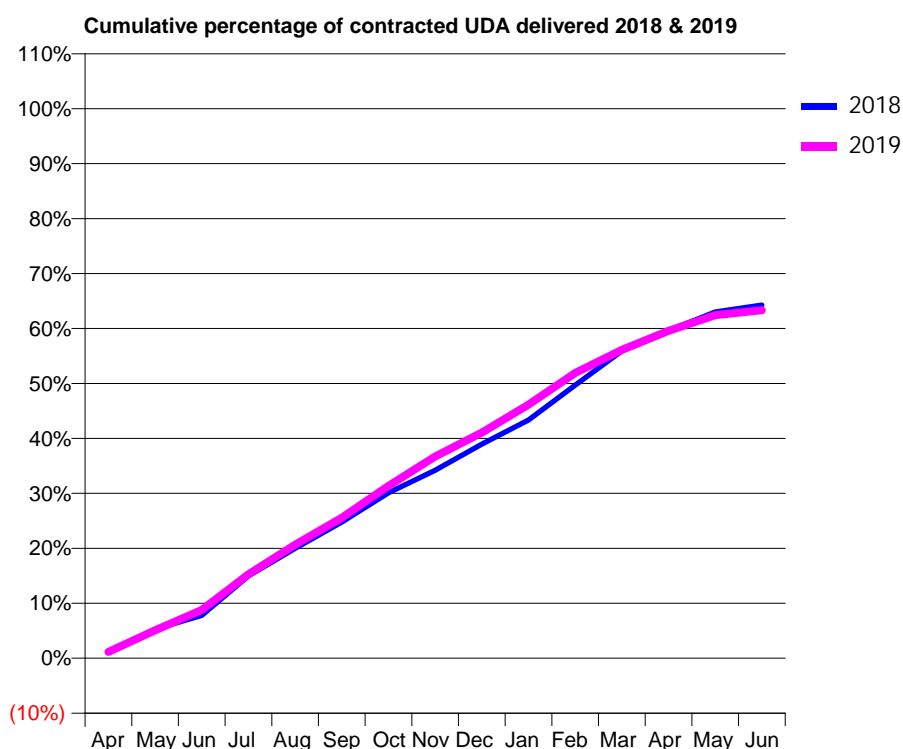
18/19 Contracted general activity (UDA)	18,100
Carry forward general activity (UDA)	0
18/19 Contracted orthodontic activity (UOA)	0
Carry forward orthodontic activity (UOA)	0
Baseline contract value	£629,676.97

### ACCESS\*

Patients seen in 24 months	Total	Change since previous quarter
Quarter ending March 2018	4,560	
Quarter ending June 2018	4,591	→
Quarter ending September 2018	4,559	→
Quarter ending December 2018	4,486	↓
Quarter ending March 2019	4,426	↓
<b>Variance since March 2018</b>	<b>(2.9%)</b>	<b>↓</b>



### ACTIVITY



Adjusted Scheduled Activity (UDA)		
Month	2018	2019
April	202	210
May	959	920
June	1,411	1,592
July	2,711	2,764
August	3,617	3,739
September	4,481	4,626
October	5,450	5,672
November	6,190	6,642
December	7,053	7,428
January	7,846	8,351
February	8,992	9,397
March	10,119	10,155
April	10,794	10,780
May	11,404	11,300
June	11,629	11,464

### QUALITY

	Quantity	Base Number	Contract	AT	Region	England
% of FP17s for the same patient ID Re-attending within 3 months - Children	153	1,568	9.8%	12.2%	12.3%	11.8%
% of FP17s for the same patient ID Re-attending within 3 months - Adults	619	3,869	16.0%	16.2%	15.9%	15.7%
% of FP17s for the same patient ID Re-attending between 3 & 9 months - Children	870	1,568	55.5%	58.0%	60.2%	58.9%
% of FP17s for the same patient ID Re-attending between 3 & 9 months - Adults	1,583	3,869	40.9%	50.9%	53.0%	50.8%
% of FP17s for Band 1 Urgent Courses	98	5,368	1.8%	10.1%	9.1%	9.1%
% of FP17s Relating to Free Repair or Replacements	108	5,368	2.0%	0.8%	1.0%	0.8%
% of FP17s Relating to Continuations	180	5,368	3.4%	0.9%	1.0%	0.9%
% of Patients satisfied with the dentistry they have received	0	0	N/A	92.8%	93.2%	92.5%
% of Patients satisfied with the time they had to wait for an appointment	0	0	N/A	86.8%	88.1%	87.0%

\* This is based on patients treated on this contract for their most recent course of treatment.

Figures in italics indicate the base number of FP17s or Patient Questionnaire responses are less than 100. N/A is shown where the base number of responses is less than 10 during the period. % is calculated as Quantity/Base number\*100

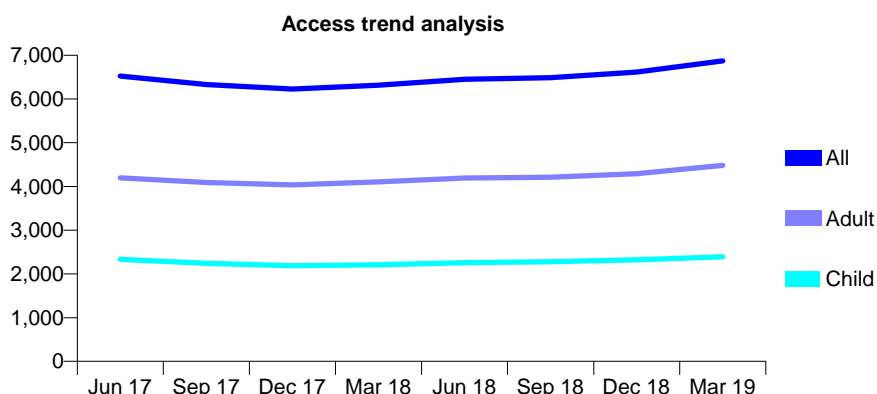
## Q46 - Vital Signs At a Glance Contract Report for 139521/0001 - Year end March 2019

Name or company name	JF Scott Dental Surgeon Partnership
Contract type name	GDS Contract
Purpose of contract	General
Contract start date	31/12/2010
Contract end date	

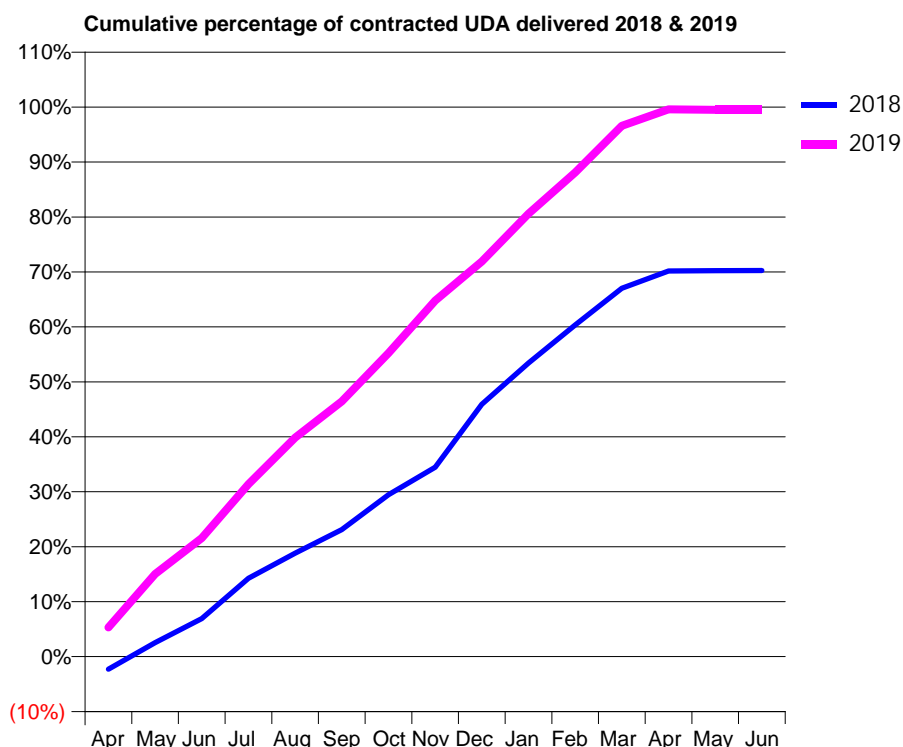
18/19 Contracted general activity (UDA)	25,437
Carry forward general activity (UDA)	0
18/19 Contracted orthodontic activity (UOA)	0
Carry forward orthodontic activity (UOA)	0
Baseline contract value	£707,062.17

### ACCESS\*

Patients seen in 24 months	Total	Change since previous quarter
Quarter ending March 2018	6,316	
Quarter ending June 2018	6,448	↑
Quarter ending September 2018	6,489	→
Quarter ending December 2018	6,615	→
Quarter ending March 2019	6,874	↑
<b>Variance since March 2018</b>	<b>8.8%</b>	<b>↑</b>



### ACTIVITY



Adjusted Scheduled Activity (UDA)		
Month	2018	2019
April	-590	1,353
May	649	3,830
June	1,764	5,482
July	3,624	7,987
August	4,786	10,140
September	5,879	11,814
October	7,489	14,047
November	8,768	16,479
December	11,684	18,284
January	13,591	20,505
February	15,357	22,413
March	17,052	24,562
April	17,849	25,327
May	17,865	25,312
June	17,873	25,312

### QUALITY

	Quantity	Base Number	Contract	AT	Region	England
% of FP17s for the same patient ID Re-attending within 3 months - Children	296	4,218	7.0%	12.2%	12.3%	11.8%
% of FP17s for the same patient ID Re-attending within 3 months - Adults	1,066	7,298	14.6%	16.2%	15.9%	15.7%
% of FP17s for the same patient ID Re-attending between 3 & 9 months - Children	2,611	4,218	61.9%	58.0%	60.2%	58.9%
% of FP17s for the same patient ID Re-attending between 3 & 9 months - Adults	3,969	7,298	54.4%	50.9%	53.0%	50.8%
% of FP17s for Band 1 Urgent Courses	1,023	11,481	8.9%	10.1%	9.1%	9.1%
% of FP17s Relating to Free Repair or Replacements	61	11,481	0.5%	0.8%	1.0%	0.8%
% of FP17s Relating to Continuations	107	11,481	0.9%	0.9%	1.0%	0.9%
% of Patients satisfied with the dentistry they have received	1	1	N/A	92.8%	93.2%	92.5%
% of Patients satisfied with the time they had to wait for an appointment	0	1	N/A	86.8%	88.1%	87.0%

\* This is based on patients treated on this contract for their most recent course of treatment.  
 Figures in *italics* indicate the base number of FP17s or Patient Questionnaire responses are less than 100. N/A is shown where the base number of responses is less than 10 during the period. % is calculated as Quantity/Base number\*100



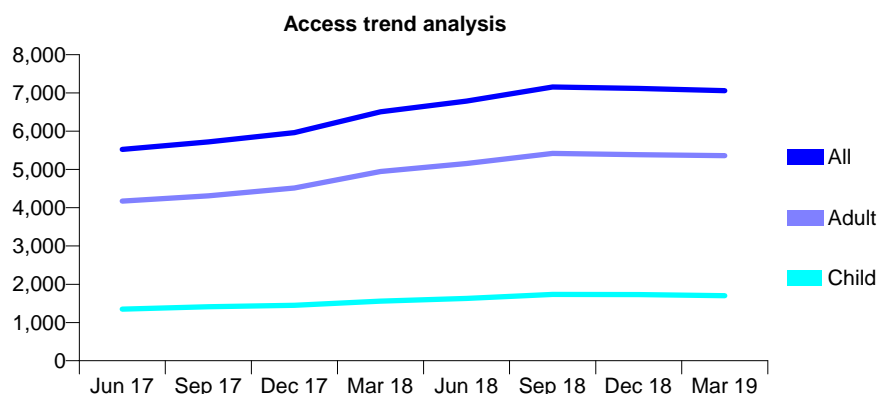
## Q46 - Vital Signs At a Glance Contract Report for 139947/0001 - Year end March 2019

Name or company name	Mr K Hanji
Contract type name	GDS Contract
Purpose of contract	General
Contract start date	01/04/2010
Contract end date	

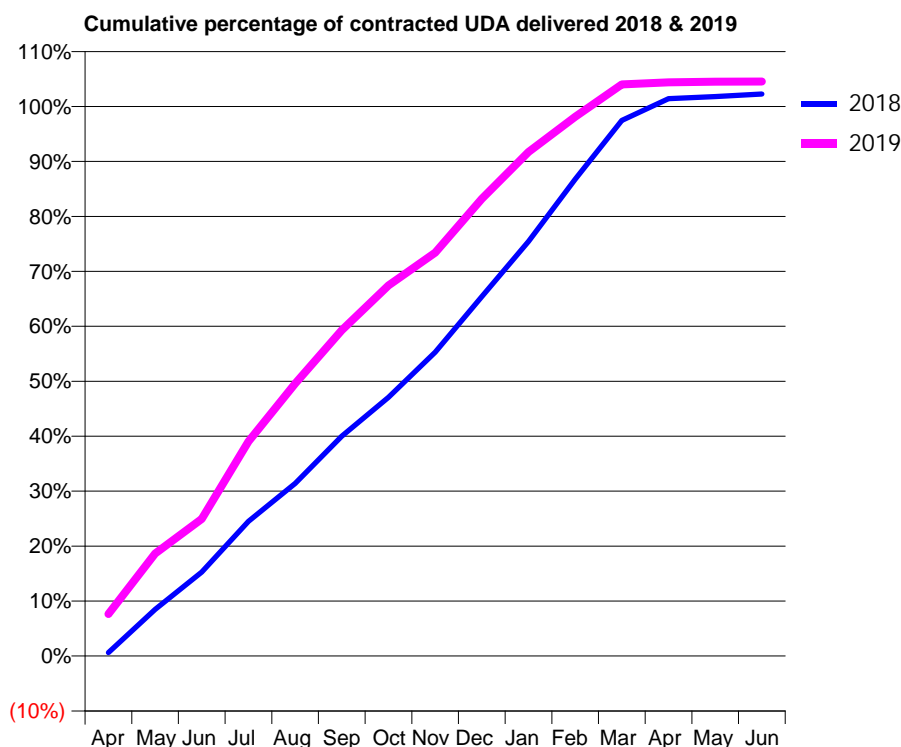
18/19 Contracted general activity (UDA)	21,839
Carry forward general activity (UDA)	-437
18/19 Contracted orthodontic activity (UOA)	0
Carry forward orthodontic activity (UOA)	0
Baseline contract value	£764,926.58

### ACCESS\*

Patients seen in 24 months	Total	Change since previous quarter
Quarter ending March 2018	6,505	
Quarter ending June 2018	6,784	↑
Quarter ending September 2018	7,155	↑
Quarter ending December 2018	7,118	→
Quarter ending March 2019	7,061	→
<b>Variance since March 2018</b>	<b>8.5%</b>	<b>↑</b>



### ACTIVITY



Adjusted Scheduled Activity (UDA)		
Month	2018	2019
April	140	1,670
May	1,860	4,071
June	3,336	5,444
July	5,348	8,522
August	6,860	10,829
September	8,737	12,942
October	10,277	14,725
November	12,073	16,031
December	14,279	18,169
January	16,474	20,029
February	18,950	21,427
March	21,287	22,711
April	22,152	22,796
May	22,228	22,824
June	22,330	22,830

### QUALITY

	Quantity	Base Number	Contract	AT	Region	England
% of FP17s for the same patient ID Re-attending within 3 months - Children	306	2,650	11.5%	12.2%	12.3%	11.8%
% of FP17s for the same patient ID Re-attending within 3 months - Adults	1,507	7,579	19.9%	16.2%	15.9%	15.7%
% of FP17s for the same patient ID Re-attending between 3 & 9 months - Children	1,355	2,650	51.1%	58.0%	60.2%	58.9%
% of FP17s for the same patient ID Re-attending between 3 & 9 months - Adults	3,514	7,579	46.4%	50.9%	53.0%	50.8%
% of FP17s for Band 1 Urgent Courses	1,311	9,822	13.3%	10.1%	9.1%	9.1%
% of FP17s Relating to Free Repair or Replacements	54	9,822	0.5%	0.8%	1.0%	0.8%
% of FP17s Relating to Continuations	35	9,822	0.4%	0.9%	1.0%	0.9%
% of Patients satisfied with the dentistry they have received	2	2	N/A	92.8%	93.2%	92.5%
% of Patients satisfied with the time they had to wait for an appointment	2	2	N/A	86.8%	88.1%	87.0%

\* This is based on patients treated on this contract for their most recent course of treatment.

Figures in italics indicate the base number of FP17s or Patient Questionnaire responses are less than 100. N/A is shown where the base number of responses is less than 10 during the period. % is calculated as Quantity/Base number\*100

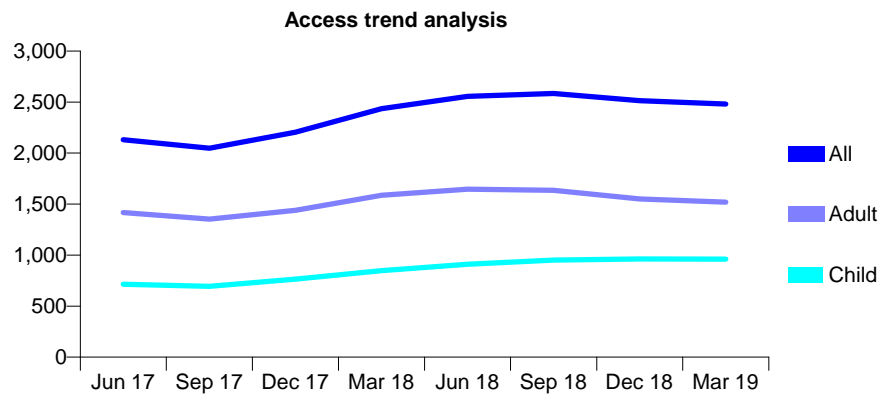
## Q46 - Vital Signs At a Glance Contract Report for 140511/0001 - Year end March 2019

Name or company name	Landridge Dental Surgery
Contract type name	GDS Contract
Purpose of contract	General
Contract start date	01/03/2009
Contract end date	

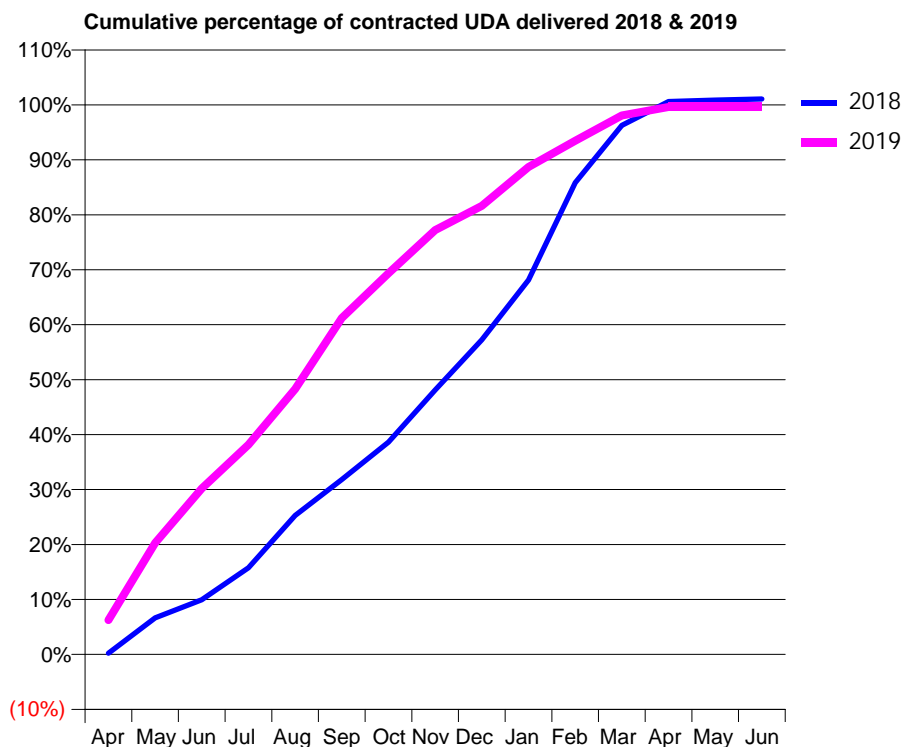
18/19 Contracted general activity (UDA)	6,699
Carry forward general activity (UDA)	-71
18/19 Contracted orthodontic activity (UOA)	0
Carry forward orthodontic activity (UOA)	0
Baseline contract value	£202,803.14

### ACCESS\*

Patients seen in 24 months	Total	Change since previous quarter
Quarter ending March 2018	2,434	
Quarter ending June 2018	2,556	↑
Quarter ending September 2018	2,585	→
Quarter ending December 2018	2,514	↓
Quarter ending March 2019	2,481	↓
<b>Variance since March 2018</b>	<b>1.9%</b>	<b>→</b>



### ACTIVITY



Adjusted Scheduled Activity (UDA)		
Month	2018	2019
April	15	418
May	446	1,358
June	665	2,021
July	1,056	2,557
August	1,695	3,236
September	2,132	4,101
October	2,589	4,645
November	3,225	5,174
December	3,834	5,468
January	4,565	5,941
February	5,751	6,261
March	6,448	6,569
April	6,740	6,673
May	6,757	6,673
June	6,770	6,673

### QUALITY

	Quantity	Base Number	Contract	AT	Region	England
% of FP17s for the same patient ID Re-attending within 3 months - Children	114	1,253	9.1%	12.2%	12.3%	11.8%
% of FP17s for the same patient ID Re-attending within 3 months - Adults	409	2,019	20.3%	16.2%	15.9%	15.7%
% of FP17s for the same patient ID Re-attending between 3 & 9 months - Children	634	1,253	50.6%	58.0%	60.2%	58.9%
% of FP17s for the same patient ID Re-attending between 3 & 9 months - Adults	919	2,019	45.5%	50.9%	53.0%	50.8%
% of FP17s for Band 1 Urgent Courses	460	3,193	14.4%	10.1%	9.1%	9.1%
% of FP17s Relating to Free Repair or Replacements	61	3,193	1.9%	0.8%	1.0%	0.8%
% of FP17s Relating to Continuations	24	3,193	0.8%	0.9%	1.0%	0.9%
% of Patients satisfied with the dentistry they have received	1	1	N/A	92.8%	93.2%	92.5%
% of Patients satisfied with the time they had to wait for an appointment	1	1	N/A	86.8%	88.1%	87.0%

\* This is based on patients treated on this contract for their most recent course of treatment. Figures in italics indicate the base number of FP17s or Patient Questionnaire responses are less than 100. N/A is shown where the base number of responses is less than 10 during the period. % is calculated as Quantity/Base number\*100

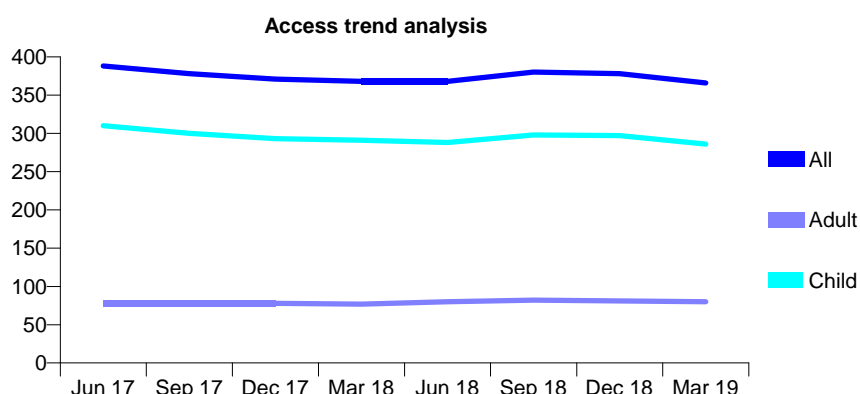
## Q46 - Vital Signs At a Glance Contract Report for 141925/0001 - Year end March 2019

Name or company name	MR MA BROWN
Contract type name	GDS Contract
Purpose of contract	General
Contract start date	01/11/2013
Contract end date	

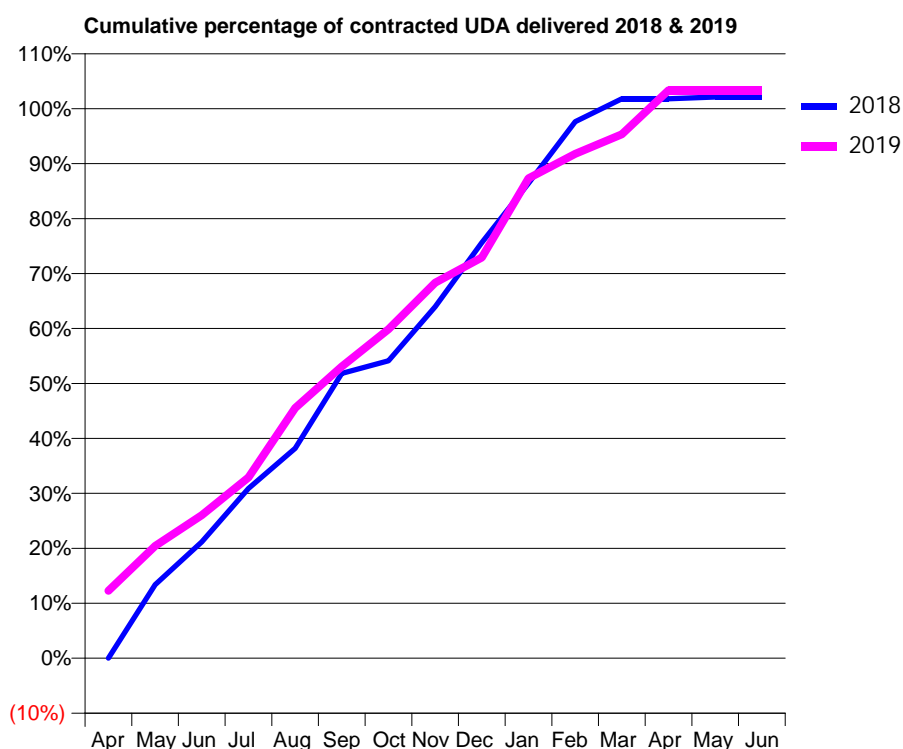
18/19 Contracted general activity (UDA)	875
Carry forward general activity (UDA)	-18
18/19 Contracted orthodontic activity (UOA)	0
Carry forward orthodontic activity (UOA)	0
Baseline contract value	£20,526.51

### ACCESS\*

Patients seen in 24 months	Total	Change since previous quarter
Quarter ending March 2018	368	
Quarter ending June 2018	368	→
Quarter ending September 2018	380	↑
Quarter ending December 2018	378	→
Quarter ending March 2019	366	↓
<b>Variance since March 2018</b>	<b>(0.5%)</b>	<b>→</b>



### ACTIVITY



Adjusted Scheduled Activity (UDA)		
Month	2018	2019
April	0	107
May	117	179
June	185	228
July	270	288
August	334	398
September	453	464
October	474	524
November	560	598
December	662	638
January	756	764
February	854	803
March	891	834
April	891	904
May	894	904
June	894	904

### QUALITY

	Quantity	Base Number	Contract	AT	Region	England
% of FP17s for the same patient ID Re-attending within 3 months - Children	54	577	9.4%	12.2%	12.3%	11.8%
% of FP17s for the same patient ID Re-attending within 3 months - Adults	8	96	8.3%	16.2%	15.9%	15.7%
% of FP17s for the same patient ID Re-attending between 3 & 9 months - Children	424	577	73.5%	58.0%	60.2%	58.9%
% of FP17s for the same patient ID Re-attending between 3 & 9 months - Adults	60	96	62.5%	50.9%	53.0%	50.8%
% of FP17s for Band 1 Urgent Courses	11	726	1.5%	10.1%	9.1%	9.1%
% of FP17s Relating to Free Repair or Replacements	0	726	0.0%	0.8%	1.0%	0.8%
% of FP17s Relating to Continuations	0	726	0.0%	0.9%	1.0%	0.9%
% of Patients satisfied with the dentistry they have received	0	0	N/A	92.8%	93.2%	92.5%
% of Patients satisfied with the time they had to wait for an appointment	0	0	N/A	86.8%	88.1%	87.0%

\* This is based on patients treated on this contract for their most recent course of treatment.

Figures in italics indicate the base number of FP17s or Patient Questionnaire responses are less than 100. N/A is shown where the base number of responses is less than 10 during the period. % is calculated as Quantity/Base number\*100

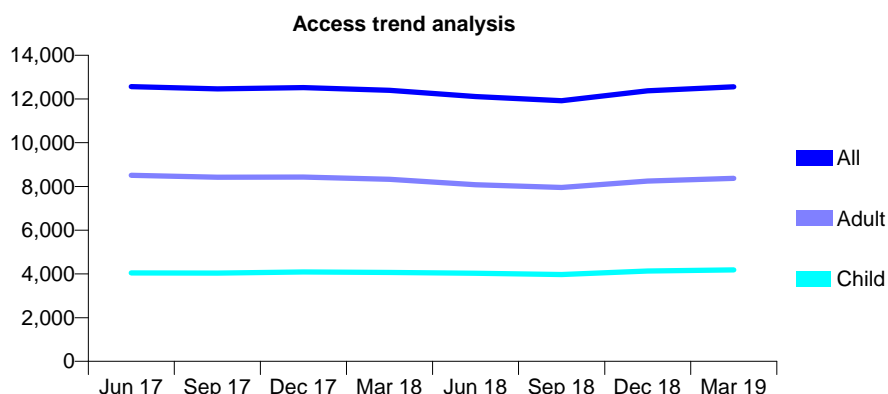
## Q46 - Vital Signs At a Glance Contract Report for 141941/0001 - Year end March 2019

Name or company name	Highfield Dental Practice Ltd
Contract type name	GDS Contract
Purpose of contract	General
Contract start date	01/04/2011
Contract end date	

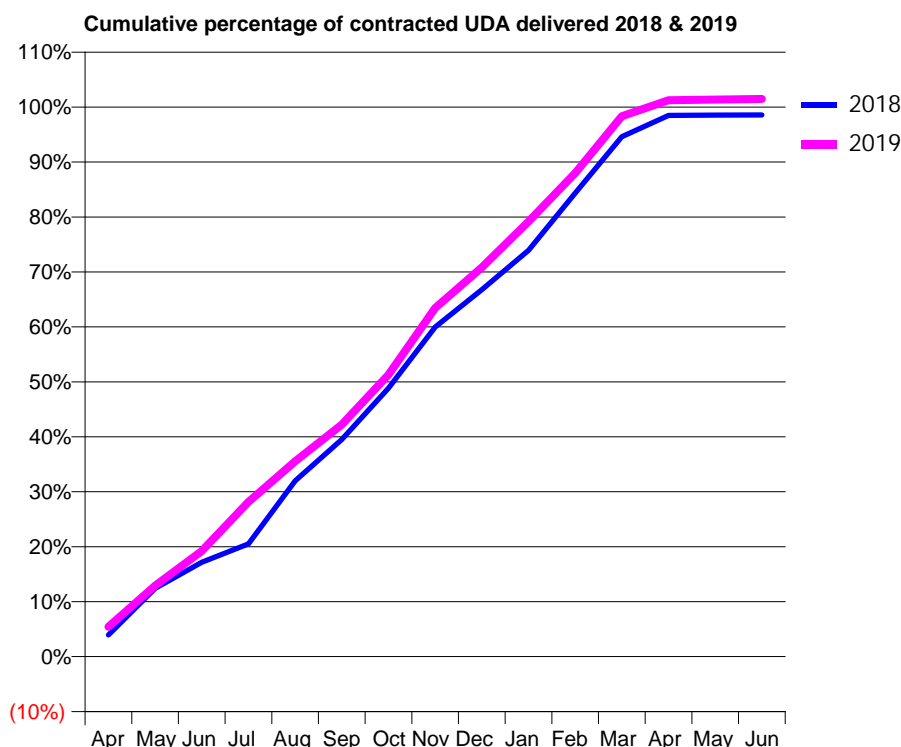
18/19 Contracted general activity (UDA)	36,596
Carry forward general activity (UDA)	-166
18/19 Contracted orthodontic activity (UOA)	0
Carry forward orthodontic activity (UOA)	0
Baseline contract value	£1,025,134.28

### ACCESS\*

Patients seen in 24 months	Total	Change since previous quarter
Quarter ending March 2018	12,397	
Quarter ending June 2018	12,109	↓
Quarter ending September 2018	11,925	↓
Quarter ending December 2018	12,373	↑
Quarter ending March 2019	12,558	→
<b>Variance since March 2018</b>	<b>1.3%</b>	<b>→</b>



### ACTIVITY



Adjusted Scheduled Activity (UDA)		
Month	2018	2019
April	1,446	1,987
May	4,555	4,733
June	6,287	7,031
July	7,507	10,308
August	11,706	13,008
September	14,462	15,447
October	17,879	18,773
November	21,944	23,223
December	24,437	25,905
January	27,056	28,973
February	30,870	32,203
March	34,624	35,989
April	36,039	37,058
May	36,061	37,088
June	36,068	37,134

### QUALITY

	Quantity	Base Number	Contract	AT	Region	England
% of FP17s for the same patient ID Re-attending within 3 months - Children	688	6,893	10.0%	12.2%	12.3%	11.8%
% of FP17s for the same patient ID Re-attending within 3 months - Adults	2,025	13,400	15.1%	16.2%	15.9%	15.7%
% of FP17s for the same patient ID Re-attending between 3 & 9 months - Children	4,334	6,893	62.9%	58.0%	60.2%	58.9%
% of FP17s for the same patient ID Re-attending between 3 & 9 months - Adults	8,556	13,400	63.9%	50.9%	53.0%	50.8%
% of FP17s for Band 1 Urgent Courses	1,182	19,242	6.1%	10.1%	9.1%	9.1%
% of FP17s Relating to Free Repair or Replacements	270	19,242	1.4%	0.8%	1.0%	0.8%
% of FP17s Relating to Continuations	117	19,242	0.6%	0.9%	1.0%	0.9%
% of Patients satisfied with the dentistry they have received	0	0	N/A	92.8%	93.2%	92.5%
% of Patients satisfied with the time they had to wait for an appointment	0	0	N/A	86.8%	88.1%	87.0%

\* This is based on patients treated on this contract for their most recent course of treatment.  
 Figures in *italics* indicate the base number of FP17s or Patient Questionnaire responses are less than 100. N/A is shown where the base number of responses is less than 10 during the period. % is calculated as Quantity/Base number\*100

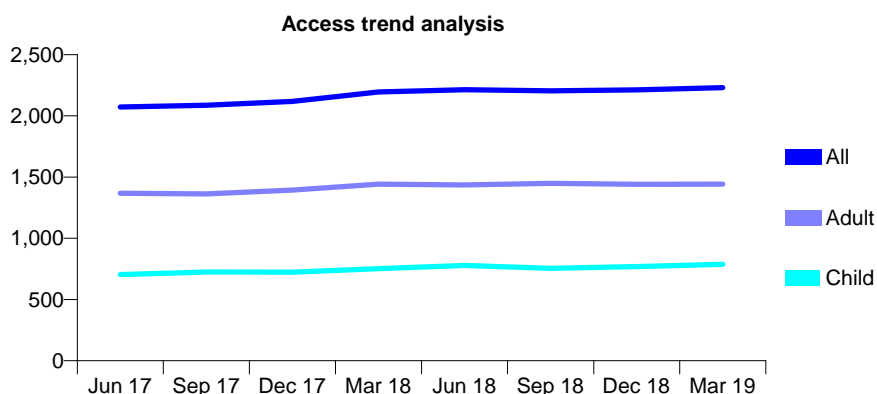
## Q46 - Vital Signs At a Glance Contract Report for 145181/0001 - Year end March 2019

Name or company name	MR MO MALIK
Contract type name	GDS Contract
Purpose of contract	General
Contract start date	01/01/2013
Contract end date	

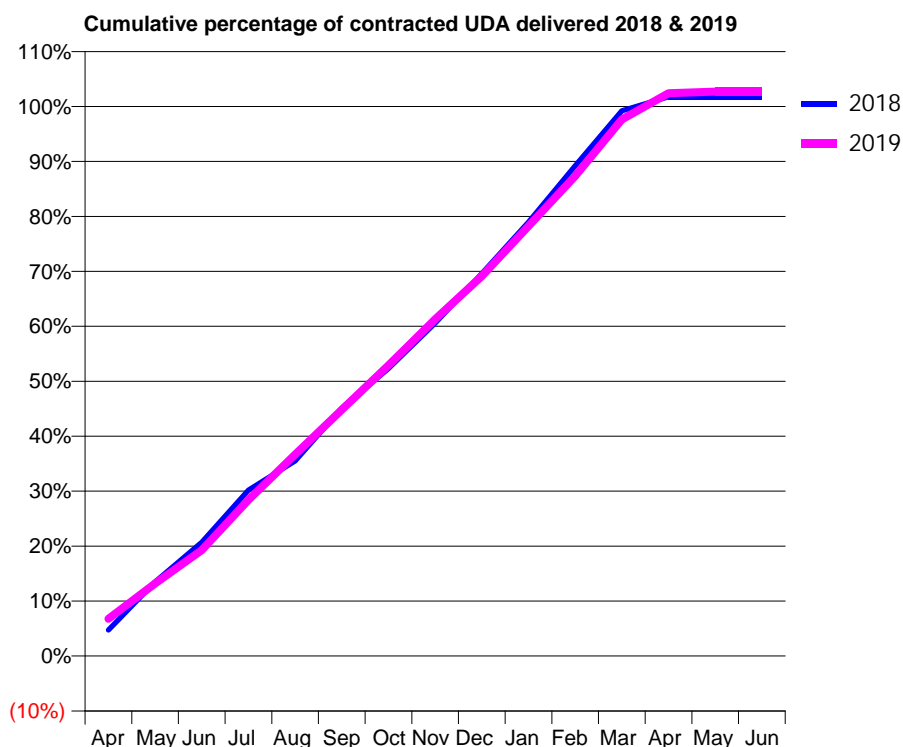
18/19 Contracted general activity (UDA)	6,345
Carry forward general activity (UDA)	-112
18/19 Contracted orthodontic activity (UOA)	0
Carry forward orthodontic activity (UOA)	0
Baseline contract value	£161,308.76

### ACCESS\*

Patients seen in 24 months	Total	Change since previous quarter
Quarter ending March 2018	2,195	
Quarter ending June 2018	2,214	→
Quarter ending September 2018	2,204	→
Quarter ending December 2018	2,212	→
Quarter ending March 2019	2,230	→
<b>Variance since March 2018</b>	<b>1.6%</b>	<b>→</b>



### ACTIVITY



Adjusted Scheduled Activity (UDA)		
Month	2018	2019
April	301	430
May	857	838
June	1,313	1,223
July	1,915	1,802
August	2,254	2,328
September	2,862	2,843
October	3,319	3,356
November	3,844	3,889
December	4,415	4,386
January	5,009	4,963
February	5,662	5,542
March	6,294	6,196
April	6,457	6,499
May	6,457	6,516
June	6,457	6,516

### QUALITY

	Quantity	Base Number	Contract	AT	Region	England
% of FP17s for the same patient ID Re-attending within 3 months - Children	35	818	4.3%	12.2%	12.3%	11.8%
% of FP17s for the same patient ID Re-attending within 3 months - Adults	157	1,383	11.4%	16.2%	15.9%	15.7%
% of FP17s for the same patient ID Re-attending between 3 & 9 months - Children	265	818	32.4%	58.0%	60.2%	58.9%
% of FP17s for the same patient ID Re-attending between 3 & 9 months - Adults	427	1,383	30.9%	50.9%	53.0%	50.8%
% of FP17s for Band 1 Urgent Courses	359	2,236	16.1%	10.1%	9.1%	9.1%
% of FP17s Relating to Free Repair or Replacements	0	2,236	0.0%	0.8%	1.0%	0.8%
% of FP17s Relating to Continuations	0	2,236	0.0%	0.9%	1.0%	0.9%
% of Patients satisfied with the dentistry they have received	1	1	N/A	92.8%	93.2%	92.5%
% of Patients satisfied with the time they had to wait for an appointment	0	1	N/A	86.8%	88.1%	87.0%

\* This is based on patients treated on this contract for their most recent course of treatment.

Figures in italics indicate the base number of FP17s or Patient Questionnaire responses are less than 100. N/A is shown where the base number of responses is less than 10 during the period. % is calculated as Quantity/Base number\*100

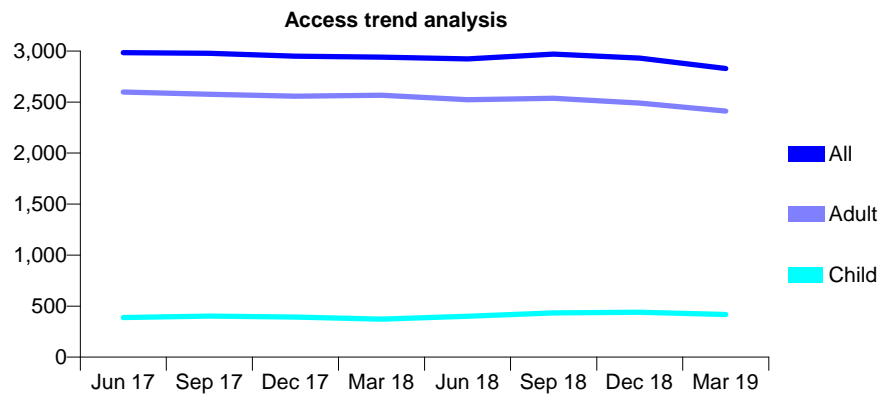
## Q46 - Vital Signs At a Glance Contract Report for 145424/0001 - Year end March 2019

Name or company name	Goose Green Dental Practice
Contract type name	GDS Contract
Purpose of contract	General
Contract start date	24/07/2013
Contract end date	

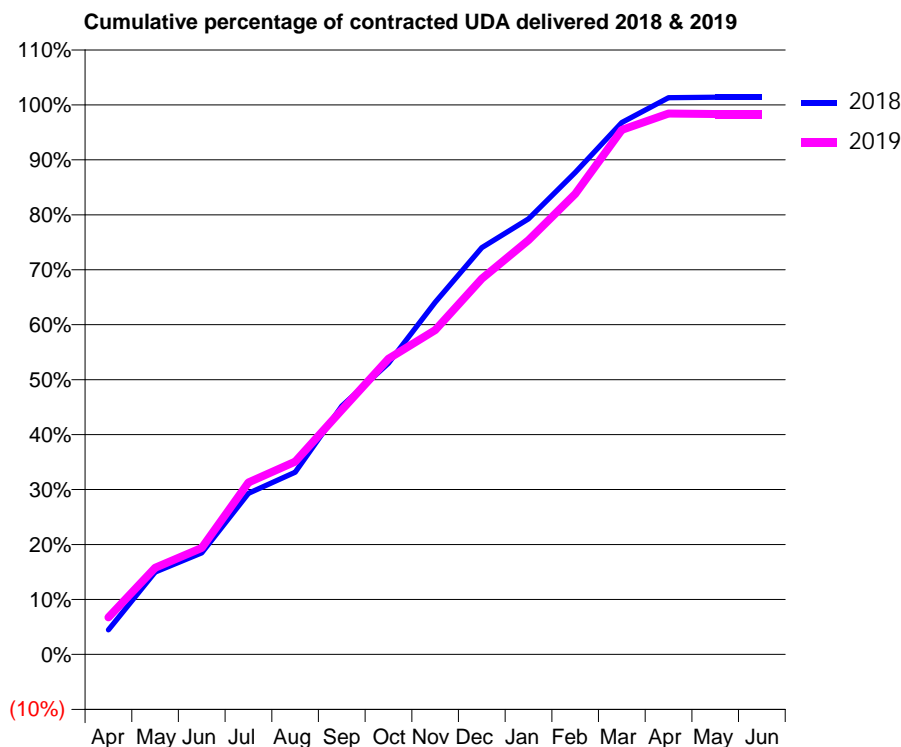
18/19 Contracted general activity (UDA)	8,214
Carry forward general activity (UDA)	-115
18/19 Contracted orthodontic activity (UOA)	0
Carry forward orthodontic activity (UOA)	0
Baseline contract value	£206,511.03

### ACCESS\*

Patients seen in 24 months	Total	Change since previous quarter
Quarter ending March 2018	2,940	
Quarter ending June 2018	2,924	→
Quarter ending September 2018	2,970	→
Quarter ending December 2018	2,931	↓
Quarter ending March 2019	2,830	↓
<b>Variance since March 2018</b>	<b>(3.7%)</b>	<b>↓</b>



### ACTIVITY



Adjusted Scheduled Activity (UDA)		
Month	2018	2019
April	368	555
May	1,231	1,295
June	1,518	1,591
July	2,408	2,571
August	2,724	2,882
September	3,711	3,654
October	4,352	4,419
November	5,264	4,846
December	6,079	5,615
January	6,510	6,193
February	7,203	6,884
March	7,951	7,841
April	8,321	8,085
May	8,329	8,077
June	8,329	8,078

### QUALITY

	Quantity	Base Number	Contract	AT	Region	England
% of FP17s for the same patient ID Re-attending within 3 months - Children	13	609	2.1%	12.2%	12.3%	11.8%
% of FP17s for the same patient ID Re-attending within 3 months - Adults	474	3,869	12.3%	16.2%	15.9%	15.7%
% of FP17s for the same patient ID Re-attending between 3 & 9 months - Children	287	609	47.1%	58.0%	60.2%	58.9%
% of FP17s for the same patient ID Re-attending between 3 & 9 months - Adults	2,286	3,869	59.1%	50.9%	53.0%	50.8%
% of FP17s for Band 1 Urgent Courses	416	4,369	9.5%	10.1%	9.1%	9.1%
% of FP17s Relating to Free Repair or Replacements	77	4,369	1.8%	0.8%	1.0%	0.8%
% of FP17s Relating to Continuations	6	4,369	0.1%	0.9%	1.0%	0.9%
% of Patients satisfied with the dentistry they have received	1	1	N/A	92.8%	93.2%	92.5%
% of Patients satisfied with the time they had to wait for an appointment	1	1	N/A	86.8%	88.1%	87.0%

\* This is based on patients treated on this contract for their most recent course of treatment.

Figures in italics indicate the base number of FP17s or Patient Questionnaire responses are less than 100. N/A is shown where the base number of responses is less than 10 during the period. % is calculated as Quantity/Base number\*100

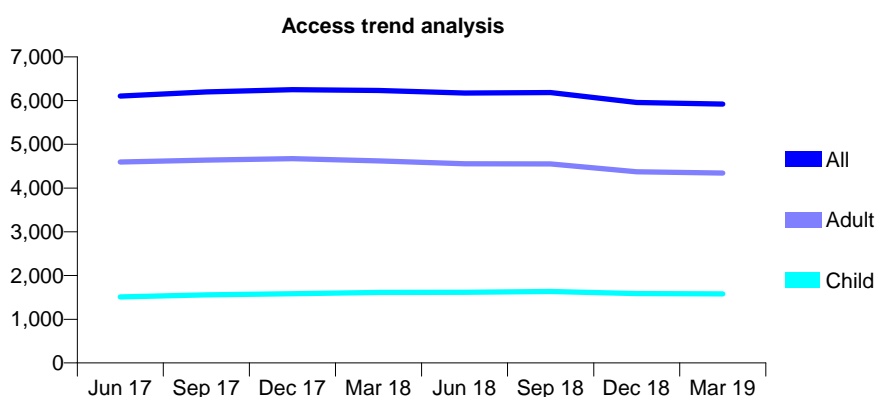
## Q46 - Vital Signs At a Glance Contract Report for 146250/0001 - Year end March 2019

Name or company name	MR MOHAMMED AL-HIMDANI
Contract type name	GDS Contract
Purpose of contract	General
Contract start date	01/10/2009
Contract end date	

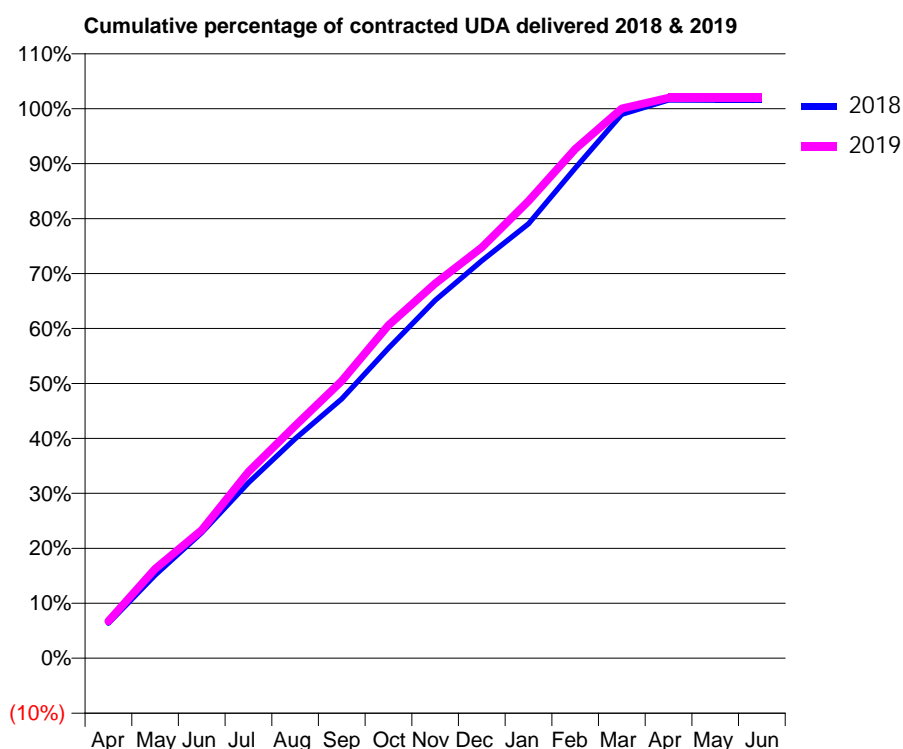
18/19 Contracted general activity (UDA)	15,065
Carry forward general activity (UDA)	-232
18/19 Contracted orthodontic activity (UOA)	0
Carry forward orthodontic activity (UOA)	0
Baseline contract value	£479,815.78

### ACCESS\*

Patients seen in 24 months	Total	Change since previous quarter
Quarter ending March 2018	6,230	
Quarter ending June 2018	6,172	→
Quarter ending September 2018	6,185	→
Quarter ending December 2018	5,958	↓
Quarter ending March 2019	5,922	→
<b>Variance since March 2018</b>	<b>(4.9%)</b>	<b>↓</b>



### ACTIVITY



Adjusted Scheduled Activity (UDA)		
Month	2018	2019
April	959	1,014
May	2,278	2,451
June	3,441	3,512
July	4,813	5,110
August	6,018	6,373
September	7,110	7,602
October	8,503	9,127
November	9,814	10,271
December	10,896	11,263
January	11,909	12,529
February	13,438	13,956
March	14,909	15,069
April	15,300	15,359
May	15,297	15,361
June	15,297	15,361

### QUALITY

	Quantity	Base Number	Contract	AT	Region	England
% of FP17s for the same patient ID Re-attending within 3 months - Children	148	2,153	6.9%	12.2%	12.3%	11.8%
% of FP17s for the same patient ID Re-attending within 3 months - Adults	697	4,951	14.1%	16.2%	15.9%	15.7%
% of FP17s for the same patient ID Re-attending between 3 & 9 months - Children	1,109	2,153	51.5%	58.0%	60.2%	58.9%
% of FP17s for the same patient ID Re-attending between 3 & 9 months - Adults	1,579	4,951	31.9%	50.9%	53.0%	50.8%
% of FP17s for Band 1 Urgent Courses	906	7,055	12.8%	10.1%	9.1%	9.1%
% of FP17s Relating to Free Repair or Replacements	42	7,055	0.6%	0.8%	1.0%	0.8%
% of FP17s Relating to Continuations	117	7,055	1.7%	0.9%	1.0%	0.9%
% of Patients satisfied with the dentistry they have received	1	1	N/A	92.8%	93.2%	92.5%
% of Patients satisfied with the time they had to wait for an appointment	1	1	N/A	86.8%	88.1%	87.0%

\* This is based on patients treated on this contract for their most recent course of treatment.

Figures in italics indicate the base number of FP17s or Patient Questionnaire responses are less than 100. N/A is shown where the base number of responses is less than 10 during the period. % is calculated as Quantity/Base number\*100



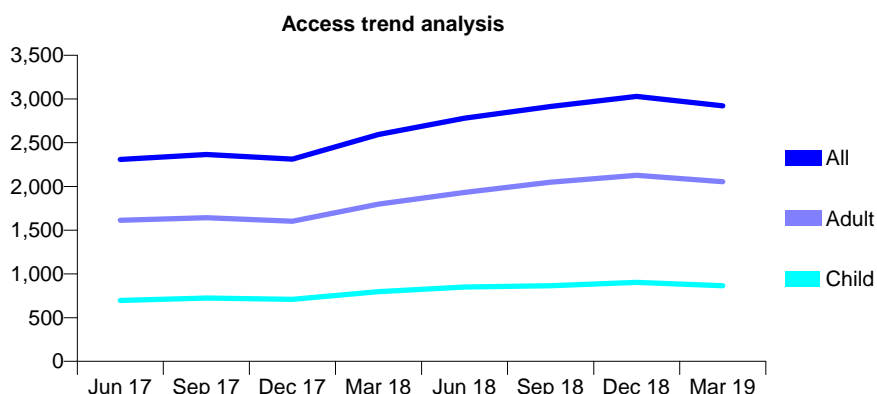
## Q46 - Vital Signs At a Glance Contract Report for 148431/0001 - Year end March 2019

Name or company name	Park House Lees
Contract type name	GDS Contract
Purpose of contract	General
Contract start date	01/04/2013
Contract end date	

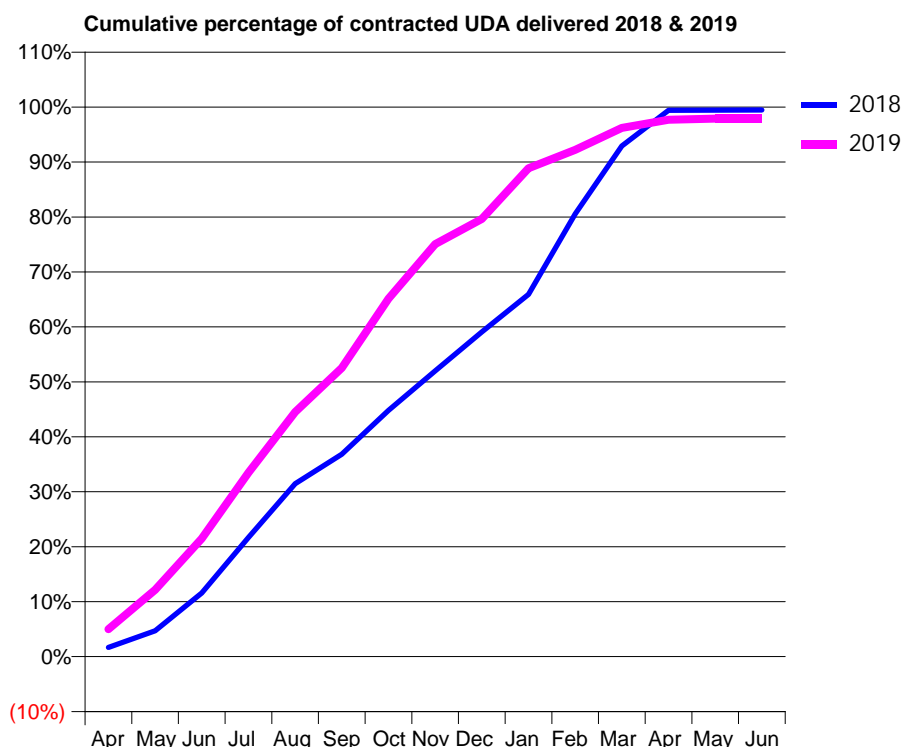
18/19 Contracted general activity (UDA)	11,410
Carry forward general activity (UDA)	63
18/19 Contracted orthodontic activity (UOA)	0
Carry forward orthodontic activity (UOA)	0
Baseline contract value	£332,000.39

### ACCESS\*

Patients seen in 24 months	Total	Change since previous quarter
Quarter ending March 2018	2,595	
Quarter ending June 2018	2,781	↑
Quarter ending September 2018	2,915	↑
Quarter ending December 2018	3,030	↑
Quarter ending March 2019	2,921	↓
<b>Variance since March 2018</b>	<b>12.6%</b>	<b>↑</b>



### ACTIVITY



Adjusted Scheduled Activity (UDA)		
Month	2018	2019
April	193	570
May	539	1,389
June	1,321	2,453
July	2,473	3,820
August	3,591	5,078
September	4,202	5,994
October	5,111	7,431
November	5,933	8,565
December	6,740	9,087
January	7,521	10,142
February	9,192	10,520
March	10,599	10,977
April	11,343	11,145
May	11,344	11,170
June	11,347	11,170

### QUALITY

	Quantity	Base Number	Contract	AT	Region	England
% of FP17s for the same patient ID Re-attending within 3 months - Children	130	1,408	9.2%	12.2%	12.3%	11.8%
% of FP17s for the same patient ID Re-attending within 3 months - Adults	396	2,541	15.6%	16.2%	15.9%	15.7%
% of FP17s for the same patient ID Re-attending between 3 & 9 months - Children	800	1,408	56.8%	58.0%	60.2%	58.9%
% of FP17s for the same patient ID Re-attending between 3 & 9 months - Adults	1,057	2,541	41.6%	50.9%	53.0%	50.8%
% of FP17s for Band 1 Urgent Courses	277	3,834	7.2%	10.1%	9.1%	9.1%
% of FP17s Relating to Free Repair or Replacements	9	3,834	0.2%	0.8%	1.0%	0.8%
% of FP17s Relating to Continuations	73	3,834	1.9%	0.9%	1.0%	0.9%
% of Patients satisfied with the dentistry they have received	2	3	N/A	92.8%	93.2%	92.5%
% of Patients satisfied with the time they had to wait for an appointment	1	3	N/A	86.8%	88.1%	87.0%

\* This is based on patients treated on this contract for their most recent course of treatment.  
 Figures in *italics* indicate the base number of FP17s or Patient Questionnaire responses are less than 100. N/A is shown where the base number of responses is less than 10 during the period. % is calculated as Quantity/Base number\*100

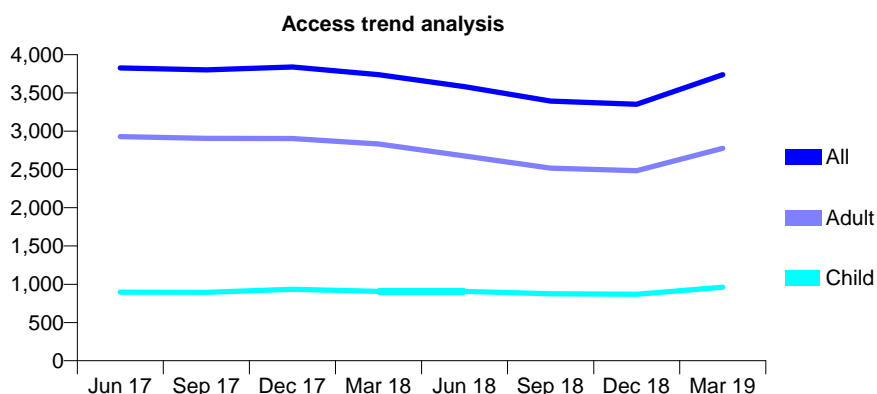
## Q46 - Vital Signs At a Glance Contract Report for 149357/0001 - Year end March 2019

Name or company name	DHS Dental Practices Limited
Contract type name	GDS Contract
Purpose of contract	General
Contract start date	01/11/2010
Contract end date	

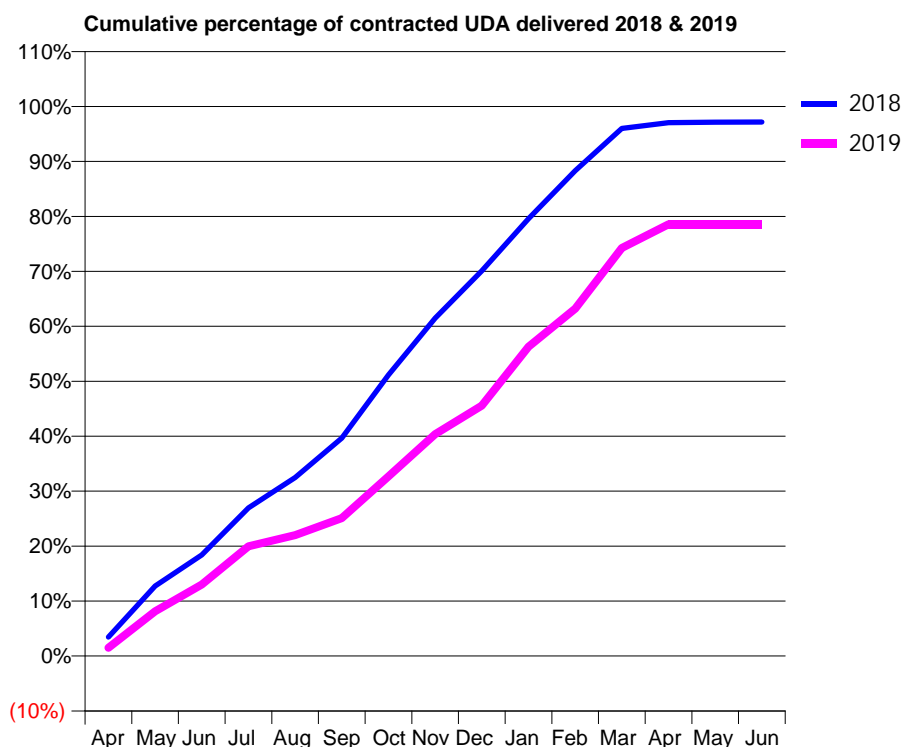
18/19 Contracted general activity (UDA)	10,000
Carry forward general activity (UDA)	285
18/19 Contracted orthodontic activity (UOA)	0
Carry forward orthodontic activity (UOA)	0
Baseline contract value	£306,068.59

### ACCESS\*

Patients seen in 24 months	Total	Change since previous quarter
Quarter ending March 2018	3,740	
Quarter ending June 2018	3,583	↓
Quarter ending September 2018	3,393	↓
Quarter ending December 2018	3,352	↓
Quarter ending March 2019	3,740	↑
<b>Variance since March 2018</b>	<b>0.0%</b>	<b>→</b>



### ACTIVITY



Adjusted Scheduled Activity (UDA)		
Month	2018	2019
April	347	148
May	1,276	813
June	1,840	1,299
July	2,695	1,995
August	3,249	2,201
September	3,965	2,508
October	5,114	3,269
November	6,149	4,036
December	7,009	4,556
January	7,959	5,629
February	8,832	6,319
March	9,601	7,423
April	9,706	7,855
May	9,713	7,855
June	9,715	7,856

### QUALITY

	Quantity	Base Number	Contract	AT	Region	England
% of FP17s for the same patient ID Re-attending within 3 months - Children	36	1,089	3.3%	12.2%	12.3%	11.8%
% of FP17s for the same patient ID Re-attending within 3 months - Adults	369	3,080	12.0%	16.2%	15.9%	15.7%
% of FP17s for the same patient ID Re-attending between 3 & 9 months - Children	538	1,089	49.4%	58.0%	60.2%	58.9%
% of FP17s for the same patient ID Re-attending between 3 & 9 months - Adults	1,289	3,080	41.9%	50.9%	53.0%	50.8%
% of FP17s for Band 1 Urgent Courses	339	4,368	7.8%	10.1%	9.1%	9.1%
% of FP17s Relating to Free Repair or Replacements	32	4,368	0.7%	0.8%	1.0%	0.8%
% of FP17s Relating to Continuations	56	4,368	1.3%	0.9%	1.0%	0.9%
% of Patients satisfied with the dentistry they have received	4	4	N/A	92.8%	93.2%	92.5%
% of Patients satisfied with the time they had to wait for an appointment	4	4	N/A	86.8%	88.1%	87.0%

\* This is based on patients treated on this contract for their most recent course of treatment.

Figures in italics indicate the base number of FP17s or Patient Questionnaire responses are less than 100. N/A is shown where the base number of responses is less than 10 during the period. % is calculated as Quantity/Base number\*100

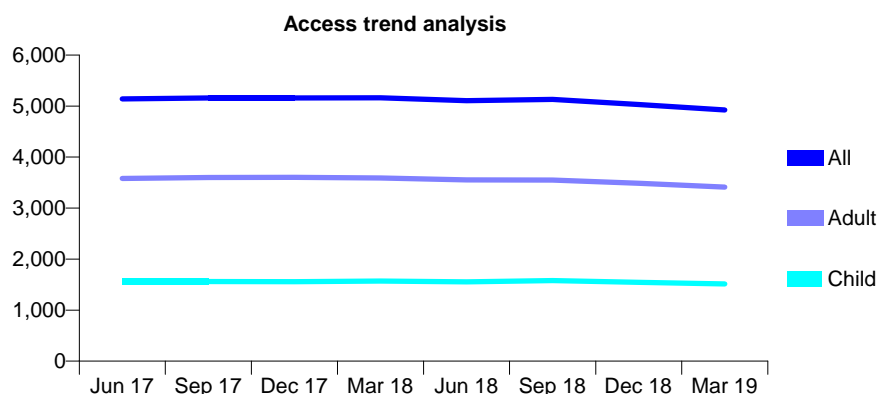
## Q46 - Vital Signs At a Glance Contract Report for 149780/0001 - Year end March 2019

Name or company name	Church Lane Dental Practice
Contract type name	Pilot Contract
Purpose of contract	General
Contract start date	01/12/2011
Contract end date	

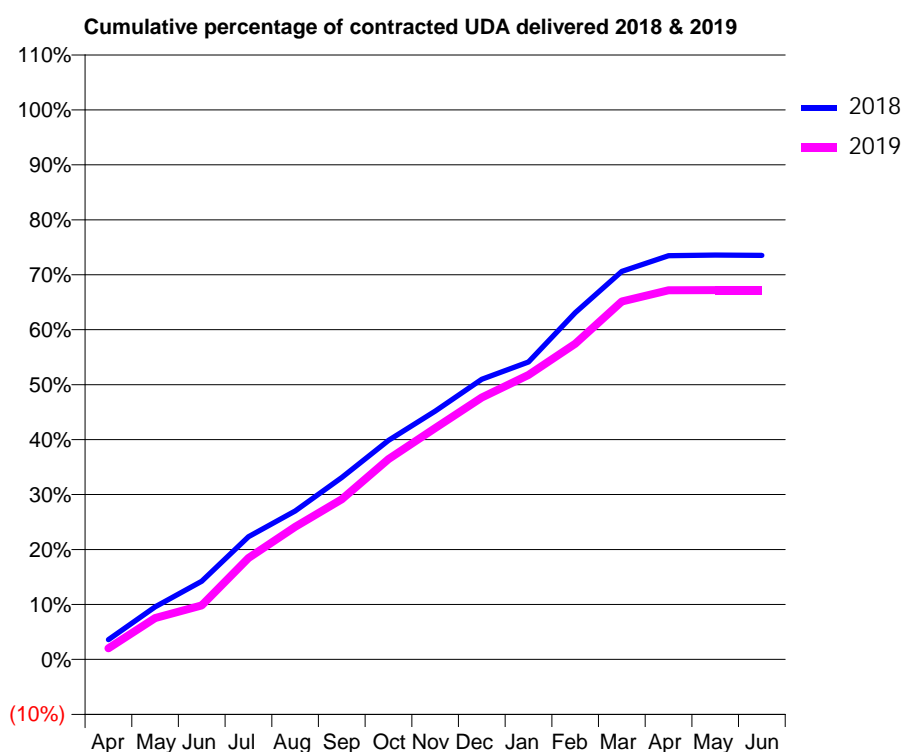
18/19 Contracted general activity (UDA)	18,225
Carry forward general activity (UDA)	0
18/19 Contracted orthodontic activity (UOA)	0
Carry forward orthodontic activity (UOA)	0
Baseline contract value	£601,297.37

### ACCESS\*

Patients seen in 24 months	Total	Change since previous quarter
Quarter ending March 2018	5,161	
Quarter ending June 2018	5,106	↓
Quarter ending September 2018	5,131	→
Quarter ending December 2018	5,032	↓
Quarter ending March 2019	4,925	↓
<b>Variance since March 2018</b>	<b>(4.6%)</b>	<b>↓</b>



### ACTIVITY



Adjusted Scheduled Activity (UDA)		
Month	2018	2019
April	657	368
May	1,743	1,373
June	2,595	1,795
July	4,070	3,363
August	4,925	4,399
September	6,035	5,308
October	7,265	6,641
November	8,232	7,672
December	9,291	8,690
January	9,867	9,434
February	11,498	10,471
March	12,869	11,873
April	13,391	12,246
May	13,410	12,247
June	13,398	12,247

### QUALITY

	Quantity	Base Number	Contract	AT	Region	England
% of FP17s for the same patient ID Re-attending within 3 months - Children	67	1,520	4.4%	12.2%	12.3%	11.8%
% of FP17s for the same patient ID Re-attending within 3 months - Adults	321	3,289	9.8%	16.2%	15.9%	15.7%
% of FP17s for the same patient ID Re-attending between 3 & 9 months - Children	662	1,520	43.6%	58.0%	60.2%	58.9%
% of FP17s for the same patient ID Re-attending between 3 & 9 months - Adults	1,138	3,289	34.6%	50.9%	53.0%	50.8%
% of FP17s for Band 1 Urgent Courses	64	4,730	1.4%	10.1%	9.1%	9.1%
% of FP17s Relating to Free Repair or Replacements	30	4,730	0.6%	0.8%	1.0%	0.8%
% of FP17s Relating to Continuations	86	4,730	1.8%	0.9%	1.0%	0.9%
% of Patients satisfied with the dentistry they have received	0	0	N/A	92.8%	93.2%	92.5%
% of Patients satisfied with the time they had to wait for an appointment	0	0	N/A	86.8%	88.1%	87.0%

\* This is based on patients treated on this contract for their most recent course of treatment. Figures in italics indicate the base number of FP17s or Patient Questionnaire responses are less than 100. N/A is shown where the base number of responses is less than 10 during the period. % is calculated as Quantity/Base number\*100

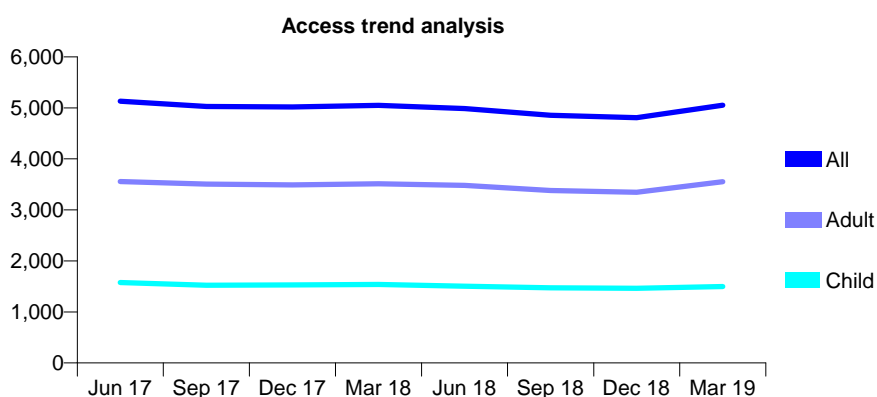
## Q46 - Vital Signs At a Glance Contract Report for 150177/0001 - Year end March 2019

Name or company name	G & L Askins Ltd
Contract type name	GDS Contract
Purpose of contract	General
Contract start date	06/12/2010
Contract end date	

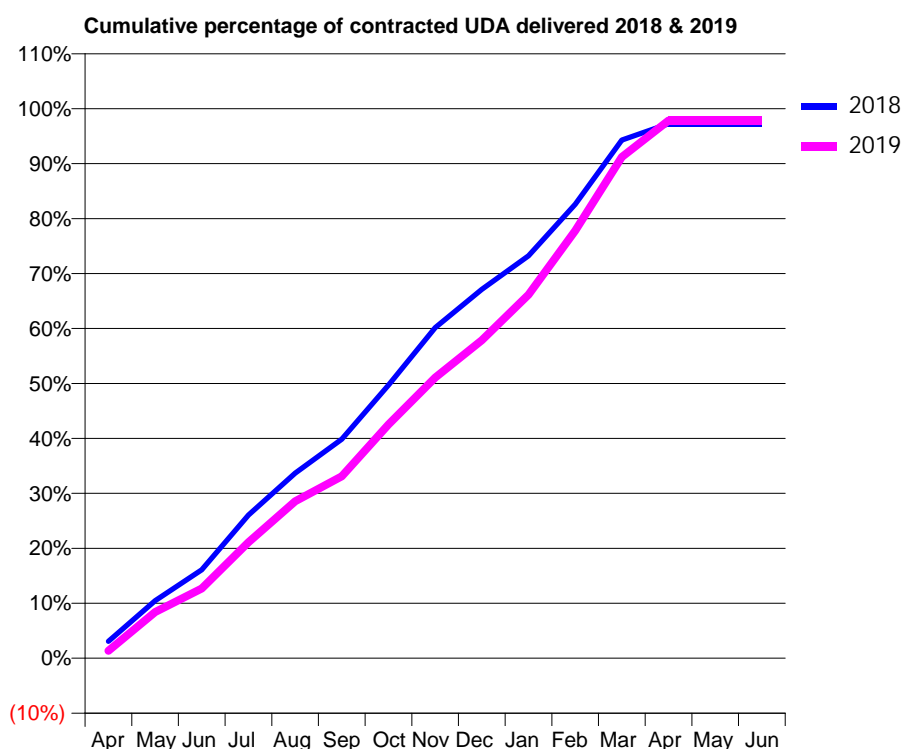
18/19 Contracted general activity (UDA)	16,498
Carry forward general activity (UDA)	452
18/19 Contracted orthodontic activity (UOA)	0
Carry forward orthodontic activity (UOA)	0
Baseline contract value	£416,791.89

### ACCESS\*

Patients seen in 24 months	Total	Change since previous quarter
Quarter ending March 2018	5,050	
Quarter ending June 2018	4,986	↓
Quarter ending September 2018	4,853	↓
Quarter ending December 2018	4,808	→
Quarter ending March 2019	5,053	↑
<b>Variance since March 2018</b>	<b>0.1%</b>	<b>→</b>



### ACTIVITY



Adjusted Scheduled Activity (UDA)		
Month	2018	2019
April	506	227
May	1,727	1,389
June	2,655	2,092
July	4,296	3,483
August	5,557	4,711
September	6,577	5,463
October	8,197	7,015
November	9,922	8,424
December	11,072	9,543
January	12,080	10,915
February	13,626	12,839
March	15,557	15,047
April	16,046	16,140
May	16,043	16,140
June	16,046	16,140

### QUALITY

	Quantity	Base Number	Contract	AT	Region	England
% of FP17s for the same patient ID Re-attending within 3 months - Children	203	2,375	8.5%	12.2%	12.3%	11.8%
% of FP17s for the same patient ID Re-attending within 3 months - Adults	902	5,281	17.1%	16.2%	15.9%	15.7%
% of FP17s for the same patient ID Re-attending between 3 & 9 months - Children	1,503	2,375	63.3%	58.0%	60.2%	58.9%
% of FP17s for the same patient ID Re-attending between 3 & 9 months - Adults	2,851	5,281	54.0%	50.9%	53.0%	50.8%
% of FP17s for Band 1 Urgent Courses	485	7,759	6.3%	10.1%	9.1%	9.1%
% of FP17s Relating to Free Repair or Replacements	75	7,759	1.0%	0.8%	1.0%	0.8%
% of FP17s Relating to Continuations	83	7,759	1.1%	0.9%	1.0%	0.9%
% of Patients satisfied with the dentistry they have received	2	2	N/A	92.8%	93.2%	92.5%
% of Patients satisfied with the time they had to wait for an appointment	2	2	N/A	86.8%	88.1%	87.0%

\* This is based on patients treated on this contract for their most recent course of treatment. Figures in italics indicate the base number of FP17s or Patient Questionnaire responses are less than 100. N/A is shown where the base number of responses is less than 10 during the period. % is calculated as Quantity/Base number\*100

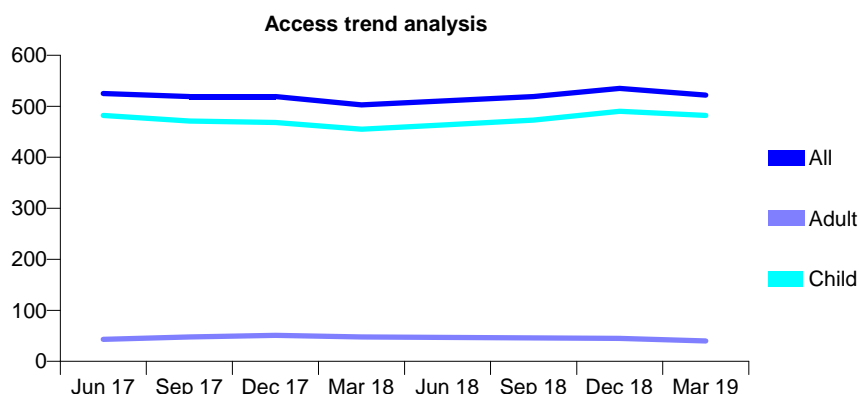
## Q46 - Vital Signs At a Glance Contract Report for 150657/0001 - Year end March 2019

Name or company name	Harwood Dental Care
Contract type name	GDS Contract
Purpose of contract	General
Contract start date	01/09/2013
Contract end date	

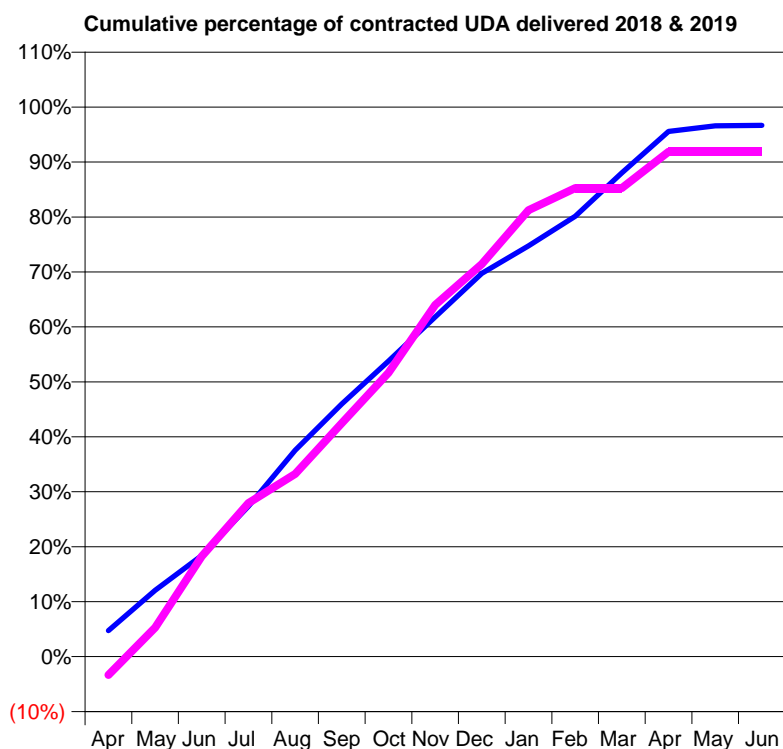
18/19 Contracted general activity (UDA)	1,100
Carry forward general activity (UDA)	37
18/19 Contracted orthodontic activity (UOA)	0
Carry forward orthodontic activity (UOA)	0
Baseline contract value	£20,512.15

### ACCESS\*

Patients seen in 24 months	Total	Change since previous quarter
Quarter ending March 2018	503	
Quarter ending June 2018	511	→
Quarter ending September 2018	519	→
Quarter ending December 2018	535	↑
Quarter ending March 2019	522	↓
<b>Variance since March 2018</b>	<b>3.8%</b>	<b>↑</b>



### ACTIVITY



Adjusted Scheduled Activity (UDA)		
Month	2018	2019
April	52	-37
May	133	58
June	202	201
July	301	307
August	413	366
September	506	467
October	591	568
November	680	704
December	767	786
January	822	894
February	882	938
March	968	938
April	1,051	1,011
May	1,062	1,011
June	1,063	1,011

### QUALITY

	Quantity	Base Number	Contract	AT	Region	England
% of FP17s for the same patient ID Re-attending within 3 months - Children	65	850	7.6%	12.2%	12.3%	11.8%
% of FP17s for the same patient ID Re-attending within 3 months - Adults	2	19	10.5%	16.2%	15.9%	15.7%
% of FP17s for the same patient ID Re-attending between 3 & 9 months - Children	573	850	67.4%	58.0%	60.2%	58.9%
% of FP17s for the same patient ID Re-attending between 3 & 9 months - Adults	12	19	63.2%	50.9%	53.0%	50.8%
% of FP17s for Band 1 Urgent Courses	38	841	4.5%	10.1%	9.1%	9.1%
% of FP17s Relating to Free Repair or Replacements	0	841	0.0%	0.8%	1.0%	0.8%
% of FP17s Relating to Continuations	0	841	0.0%	0.9%	1.0%	0.9%
% of Patients satisfied with the dentistry they have received	0	0	N/A	92.8%	93.2%	92.5%
% of Patients satisfied with the time they had to wait for an appointment	0	0	N/A	86.8%	88.1%	87.0%

\* This is based on patients treated on this contract for their most recent course of treatment.  
 Figures in *italics* indicate the base number of FP17s or Patient Questionnaire responses are less than 100. N/A is shown where the base number of responses is less than 10 during the period. % is calculated as Quantity/Base number\*100

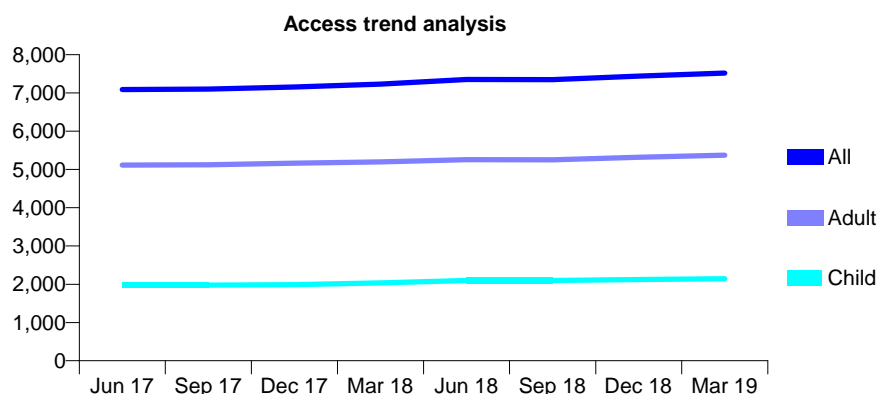
## Q46 - Vital Signs At a Glance Contract Report for 151106/0001 - Year end March 2019

Name or company name	Langley Dental Practice Ltd
Contract type name	GDS Contract
Purpose of contract	General
Contract start date	01/04/2008
Contract end date	

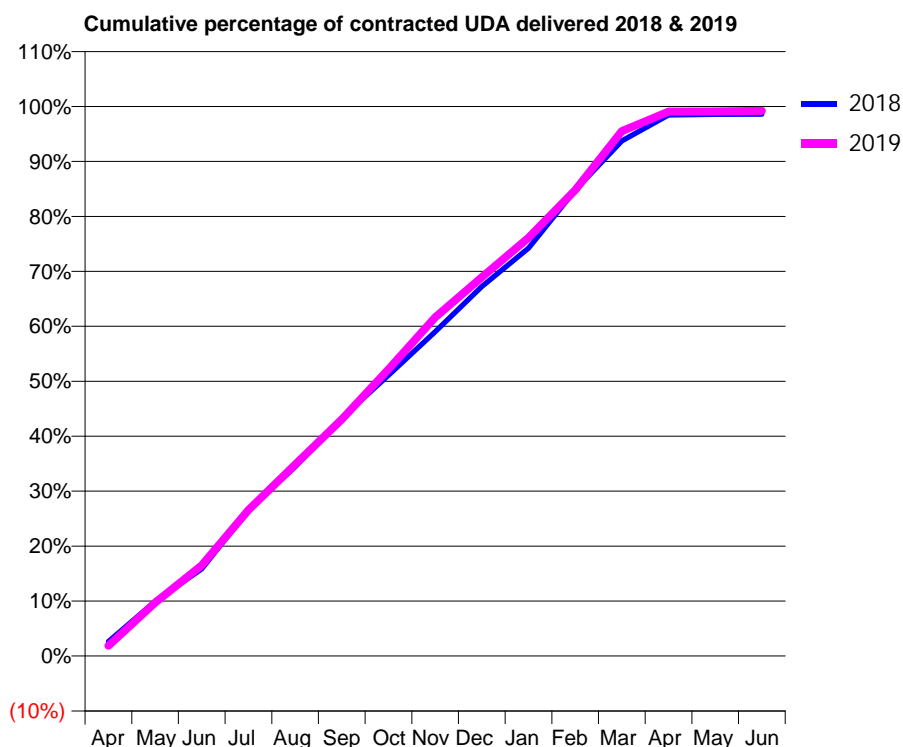
18/19 Contracted general activity (UDA)	20,092
Carry forward general activity (UDA)	287
18/19 Contracted orthodontic activity (UOA)	0
Carry forward orthodontic activity (UOA)	0
Baseline contract value	£580,360.13

### ACCESS\*

Patients seen in 24 months	Total	Change since previous quarter
Quarter ending March 2018	7,231	
Quarter ending June 2018	7,350	→
Quarter ending September 2018	7,347	→
Quarter ending December 2018	7,441	→
Quarter ending March 2019	7,517	→
<b>Variance since March 2018</b>	<b>4.0%</b>	<b>↑</b>



### ACTIVITY



Adjusted Scheduled Activity (UDA)		
Month	2018	2019
April	531	380
May	1,998	1,954
June	3,188	3,312
July	5,333	5,340
August	6,921	7,001
September	8,708	8,650
October	10,268	10,487
November	11,854	12,387
December	13,507	13,851
January	14,910	15,293
February	17,040	17,038
March	18,833	19,190
April	19,776	19,904
May	19,802	19,911
June	19,805	19,928

### QUALITY

	Quantity	Base Number	Contract	AT	Region	England
% of FP17s for the same patient ID Re-attending within 3 months - Children	279	3,448	8.1%	12.2%	12.3%	11.8%
% of FP17s for the same patient ID Re-attending within 3 months - Adults	931	7,796	11.9%	16.2%	15.9%	15.7%
% of FP17s for the same patient ID Re-attending between 3 & 9 months - Children	2,233	3,448	64.8%	58.0%	60.2%	58.9%
% of FP17s for the same patient ID Re-attending between 3 & 9 months - Adults	4,680	7,796	60.0%	50.9%	53.0%	50.8%
% of FP17s for Band 1 Urgent Courses	651	10,383	6.3%	10.1%	9.1%	9.1%
% of FP17s Relating to Free Repair or Replacements	98	10,383	0.9%	0.8%	1.0%	0.8%
% of FP17s Relating to Continuations	74	10,383	0.7%	0.9%	1.0%	0.9%
% of Patients satisfied with the dentistry they have received	2	3	N/A	92.8%	93.2%	92.5%
% of Patients satisfied with the time they had to wait for an appointment	3	3	N/A	86.8%	88.1%	87.0%

\* This is based on patients treated on this contract for their most recent course of treatment.

Figures in italics indicate the base number of FP17s or Patient Questionnaire responses are less than 100. N/A is shown where the base number of responses is less than 10 during the period. % is calculated as Quantity/Base number\*100

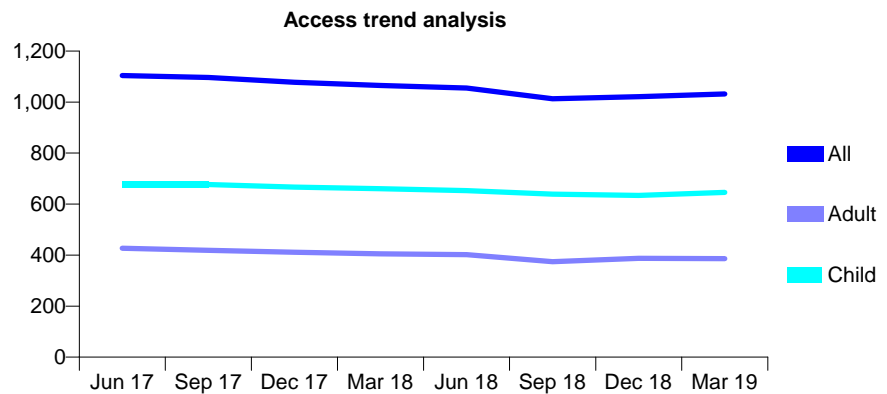
## Q46 - Vital Signs At a Glance Contract Report for 151262/0001 - Year end March 2019

Name or company name	The Cottage Dental Practice
Contract type name	GDS Contract
Purpose of contract	General
Contract start date	01/05/2014
Contract end date	

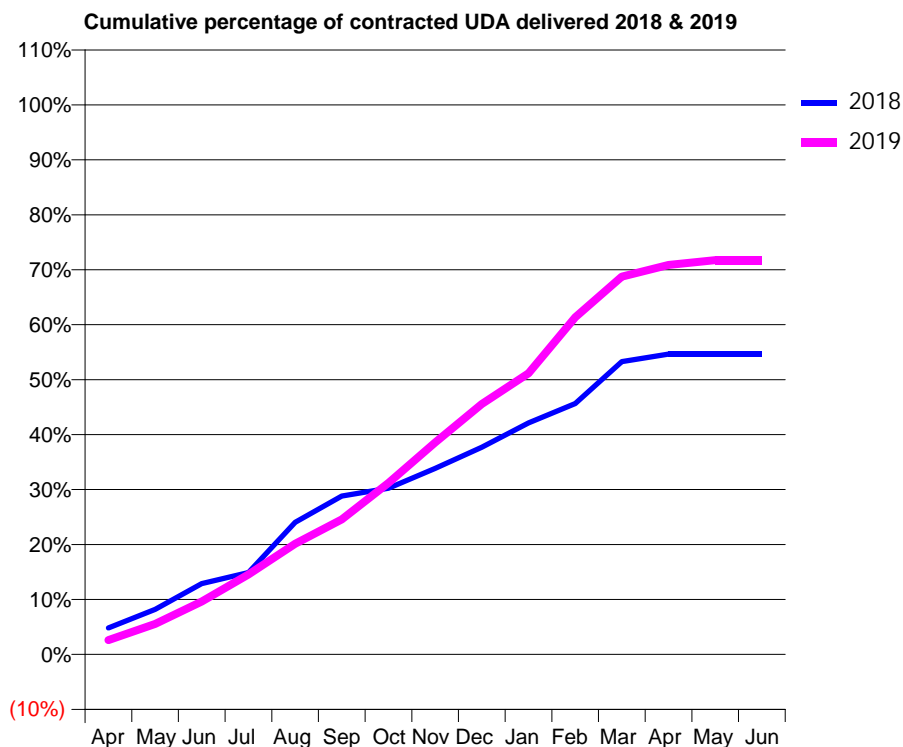
18/19 Contracted general activity (UDA)	3,000
Carry forward general activity (UDA)	0
18/19 Contracted orthodontic activity (UOA)	0
Carry forward orthodontic activity (UOA)	0
Baseline contract value	£76,320.00

### ACCESS\*

Patients seen in 24 months	Total	Change since previous quarter
Quarter ending March 2018	1,065	
Quarter ending June 2018	1,055	→
Quarter ending September 2018	1,013	↓
Quarter ending December 2018	1,021	→
Quarter ending March 2019	1,032	→
<b>Variance since March 2018</b>	<b>(3.1%)</b>	<b>↓</b>



### ACTIVITY



Adjusted Scheduled Activity (UDA)		
Month	2018	2019
April	173	78
May	296	166
June	465	289
July	536	436
August	866	604
September	1,038	737
October	1,089	936
November	1,219	1,157
December	1,357	1,367
January	1,516	1,534
February	1,644	1,841
March	1,918	2,062
April	1,968	2,126
May	1,968	2,153
June	1,968	2,153

### QUALITY

	Quantity	Base Number	Contract	AT	Region	England
% of FP17s for the same patient ID Re-attending within 3 months - Children	68	1,005	6.8%	12.2%	12.3%	11.8%
% of FP17s for the same patient ID Re-attending within 3 months - Adults	41	394	10.4%	16.2%	15.9%	15.7%
% of FP17s for the same patient ID Re-attending between 3 & 9 months - Children	543	1,005	54.0%	58.0%	60.2%	58.9%
% of FP17s for the same patient ID Re-attending between 3 & 9 months - Adults	144	394	36.5%	50.9%	53.0%	50.8%
% of FP17s for Band 1 Urgent Courses	54	1,376	3.9%	10.1%	9.1%	9.1%
% of FP17s Relating to Free Repair or Replacements	0	1,376	0.0%	0.8%	1.0%	0.8%
% of FP17s Relating to Continuations	19	1,376	1.4%	0.9%	1.0%	0.9%
% of Patients satisfied with the dentistry they have received	0	0	N/A	92.8%	93.2%	92.5%
% of Patients satisfied with the time they had to wait for an appointment	0	0	N/A	86.8%	88.1%	87.0%

\* This is based on patients treated on this contract for their most recent course of treatment. Figures in italics indicate the base number of FP17s or Patient Questionnaire responses are less than 100. N/A is shown where the base number of responses is less than 10 during the period. % is calculated as Quantity/Base number\*100



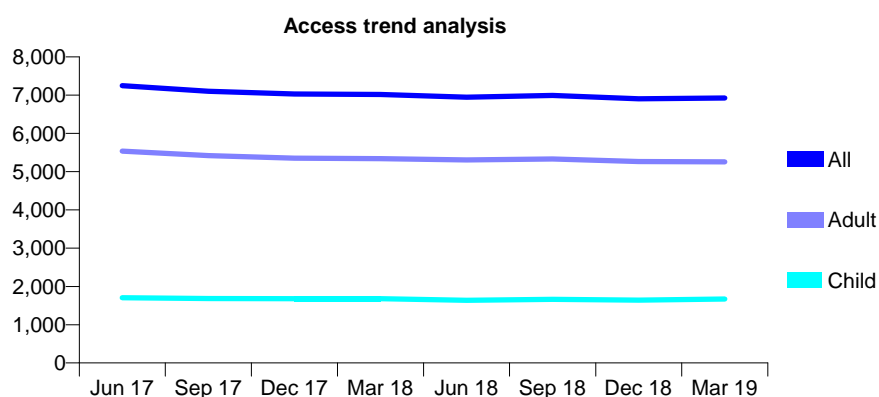
## Q46 - Vital Signs At a Glance Contract Report for 151882/0001 - Year end March 2019

Name or company name	IDH 450 Limited
Contract type name	GDS Contract
Purpose of contract	General
Contract start date	01/10/2008
Contract end date	

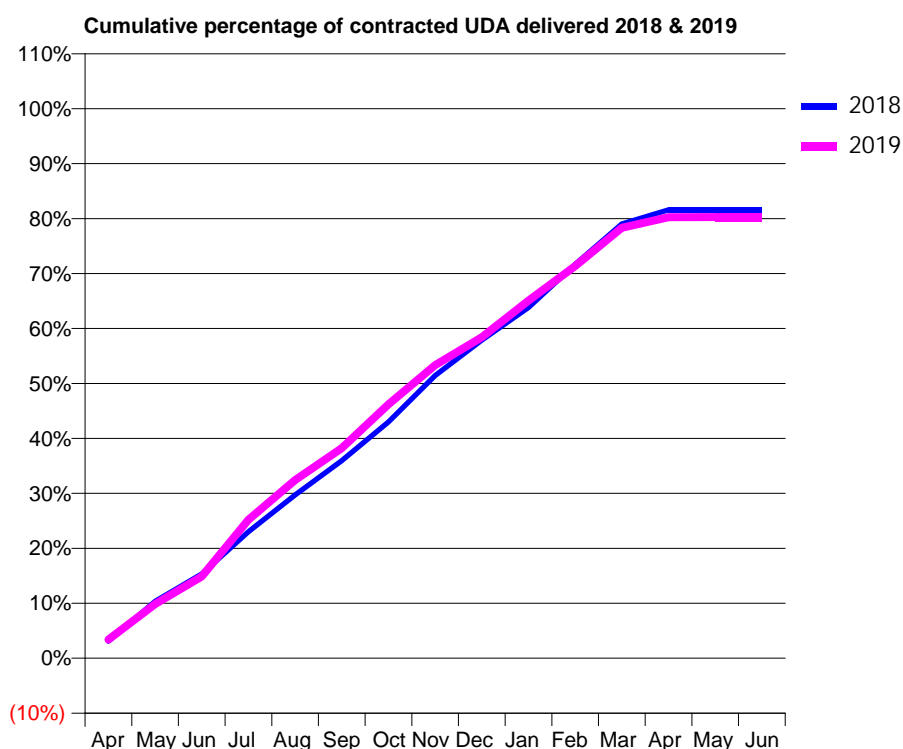
18/19 Contracted general activity (UDA)	25,069
Carry forward general activity (UDA)	0
18/19 Contracted orthodontic activity (UOA)	0
Carry forward orthodontic activity (UOA)	0
Baseline contract value	£800,266.94

### ACCESS\*

Patients seen in 24 months	Total	Change since previous quarter
Quarter ending March 2018	7,015	
Quarter ending June 2018	6,945	→
Quarter ending September 2018	6,992	→
Quarter ending December 2018	6,905	↓
Quarter ending March 2019	6,925	→
<b>Variance since March 2018</b>	<b>(1.3%)</b>	<b>↓</b>



### ACTIVITY



Adjusted Scheduled Activity (UDA)		
Month	2018	2019
April	775	855
May	2,597	2,472
June	3,843	3,726
July	5,768	6,318
August	7,452	8,133
September	9,010	9,587
October	10,782	11,588
November	12,897	13,373
December	14,511	14,637
January	15,998	16,313
February	17,975	17,887
March	19,810	19,634
April	20,448	20,114
May	20,451	20,121
June	20,451	20,124

### QUALITY

	Quantity	Base Number	Contract	AT	Region	England
% of FP17s for the same patient ID Re-attending within 3 months - Children	163	2,242	7.3%	12.2%	12.3%	11.8%
% of FP17s for the same patient ID Re-attending within 3 months - Adults	881	7,099	12.4%	16.2%	15.9%	15.7%
% of FP17s for the same patient ID Re-attending between 3 & 9 months - Children	1,164	2,242	51.9%	58.0%	60.2%	58.9%
% of FP17s for the same patient ID Re-attending between 3 & 9 months - Adults	3,792	7,099	53.4%	50.9%	53.0%	50.8%
% of FP17s for Band 1 Urgent Courses	707	9,296	7.6%	10.1%	9.1%	9.1%
% of FP17s Relating to Free Repair or Replacements	80	9,296	0.9%	0.8%	1.0%	0.8%
% of FP17s Relating to Continuations	123	9,296	1.3%	0.9%	1.0%	0.9%
% of Patients satisfied with the dentistry they have received	0	0	N/A	92.8%	93.2%	92.5%
% of Patients satisfied with the time they had to wait for an appointment	0	0	N/A	86.8%	88.1%	87.0%

\* This is based on patients treated on this contract for their most recent course of treatment.

Figures in italics indicate the base number of FP17s or Patient Questionnaire responses are less than 100. N/A is shown where the base number of responses is less than 10 during the period. % is calculated as Quantity/Base number\*100

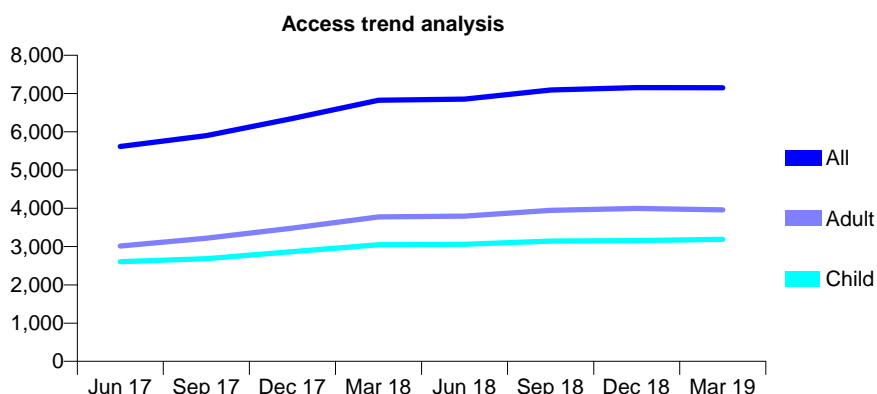
## Q46 - Vital Signs At a Glance Contract Report for 152196/0001 - Year end March 2019

Name or company name	Ahmad and Saleem Partners Ltd
Contract type name	GDS Contract
Purpose of contract	General
Contract start date	01/08/2014
Contract end date	

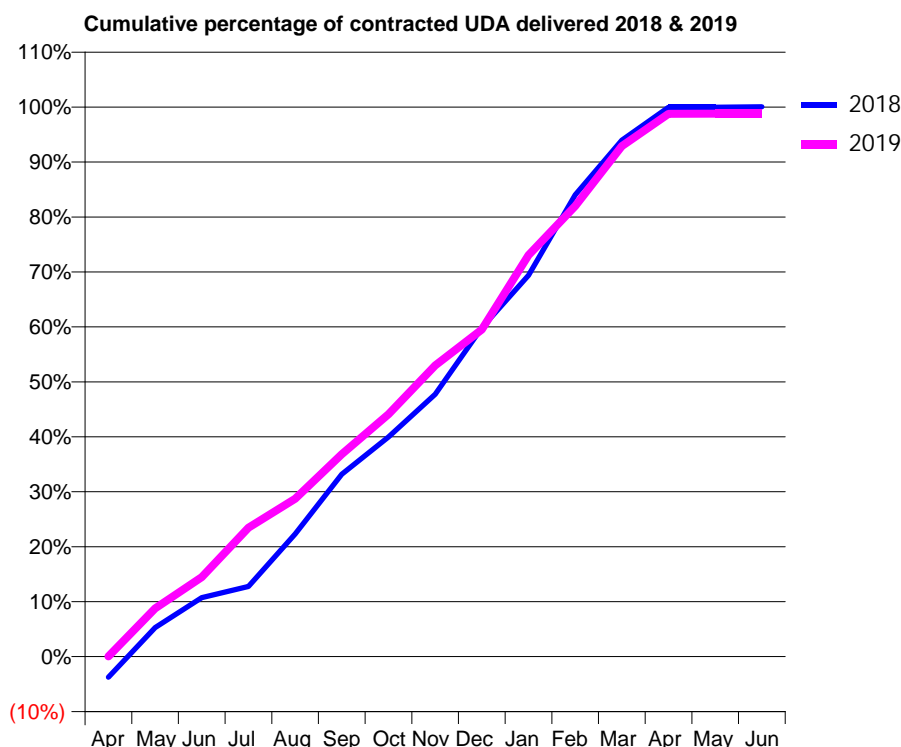
18/19 Contracted general activity (UDA)	16,459
Carry forward general activity (UDA)	-8
18/19 Contracted orthodontic activity (UOA)	0
Carry forward orthodontic activity (UOA)	0
Baseline contract value	£626,025.62

### ACCESS\*

Patients seen in 24 months	Total	Change since previous quarter
Quarter ending March 2018	6,823	
Quarter ending June 2018	6,856	→
Quarter ending September 2018	7,091	↑
Quarter ending December 2018	7,154	→
Quarter ending March 2019	7,151	→
<b>Variance since March 2018</b>	<b>4.8%</b>	<b>↑</b>



### ACTIVITY



Adjusted Scheduled Activity (UDA)		
Month	2018	2019
April	-621	8
May	872	1,442
June	1,769	2,377
July	2,104	3,858
August	3,675	4,729
September	5,461	6,060
October	6,579	7,258
November	7,857	8,720
December	9,846	9,796
January	11,419	12,024
February	13,830	13,495
March	15,464	15,286
April	16,455	16,255
May	16,455	16,261
June	16,467	16,261

### QUALITY

	Quantity	Base Number	Contract	AT	Region	England
% of FP17s for the same patient ID Re-attending within 3 months - Children	607	5,575	10.9%	12.2%	12.3%	11.8%
% of FP17s for the same patient ID Re-attending within 3 months - Adults	984	6,293	15.6%	16.2%	15.9%	15.7%
% of FP17s for the same patient ID Re-attending between 3 & 9 months - Children	3,596	5,575	64.5%	58.0%	60.2%	58.9%
% of FP17s for the same patient ID Re-attending between 3 & 9 months - Adults	3,808	6,293	60.5%	50.9%	53.0%	50.8%
% of FP17s for Band 1 Urgent Courses	602	9,068	6.6%	10.1%	9.1%	9.1%
% of FP17s Relating to Free Repair or Replacements	13	9,068	0.1%	0.8%	1.0%	0.8%
% of FP17s Relating to Continuations	85	9,068	0.9%	0.9%	1.0%	0.9%
% of Patients satisfied with the dentistry they have received	0	0	N/A	92.8%	93.2%	92.5%
% of Patients satisfied with the time they had to wait for an appointment	0	0	N/A	86.8%	88.1%	87.0%

\* This is based on patients treated on this contract for their most recent course of treatment.

Figures in *italics* indicate the base number of FP17s or Patient Questionnaire responses are less than 100. N/A is shown where the base number of responses is less than 10 during the period. % is calculated as Quantity/Base number\*100

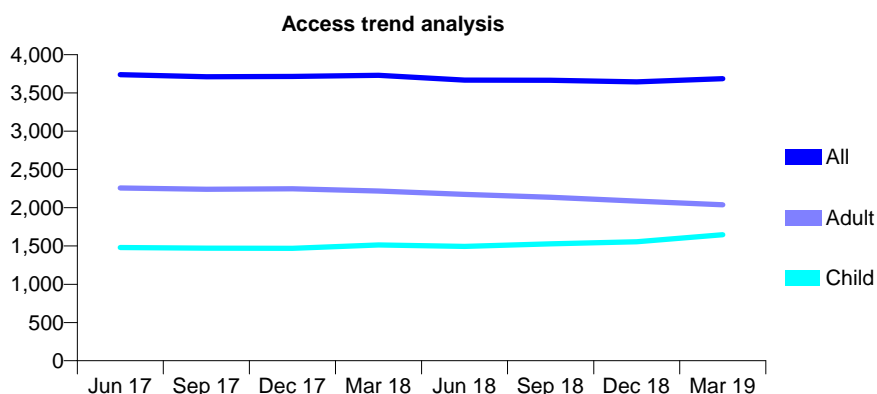
## Q46 - Vital Signs At a Glance Contract Report for 152196/0003 - Year end March 2019

Name or company name	Ahmad and Saleem Partners Ltd
Contract type name	GDS Contract
Purpose of contract	General
Contract start date	01/08/2014
Contract end date	

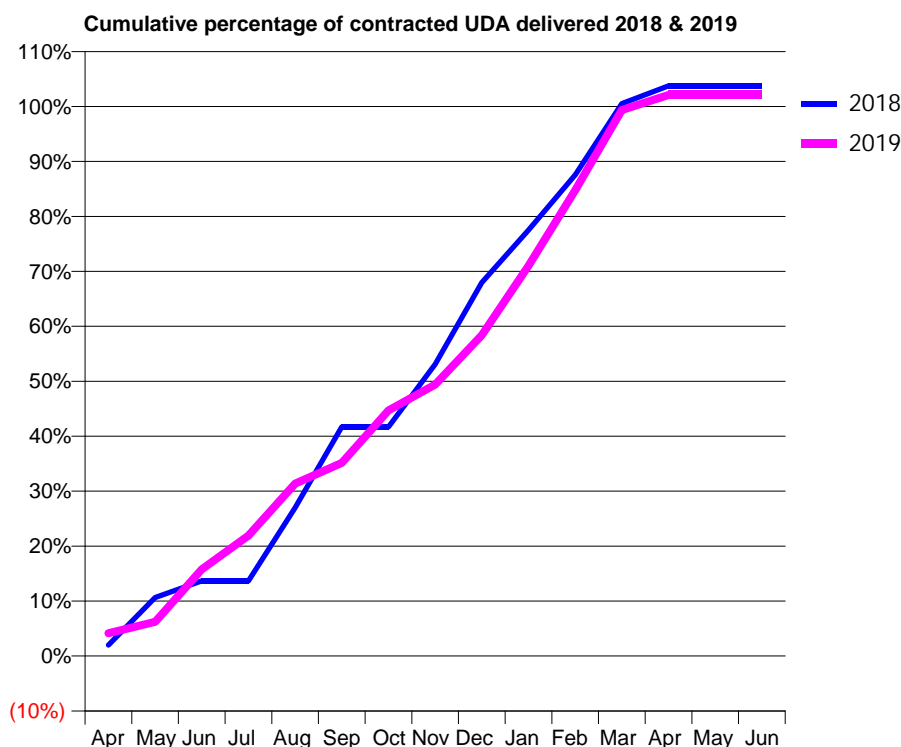
18/19 Contracted general activity (UDA)	12,721
Carry forward general activity (UDA)	-254
18/19 Contracted orthodontic activity (UOA)	0
Carry forward orthodontic activity (UOA)	0
Baseline contract value	£323,407.39

### ACCESS\*

Patients seen in 24 months	Total	Change since previous quarter
Quarter ending March 2018	3,731	
Quarter ending June 2018	3,668	↓
Quarter ending September 2018	3,664	→
Quarter ending December 2018	3,643	→
Quarter ending March 2019	3,687	→
<b>Variance since March 2018</b>	<b>(1.2%)</b>	<b>↓</b>



### ACTIVITY



Adjusted Scheduled Activity (UDA)		
Month	2018	2019
April	254	530
May	1,355	793
June	1,738	2,009
July	1,738	2,789
August	3,438	3,993
September	5,306	4,472
October	5,306	5,684
November	6,756	6,284
December	8,645	7,425
January	9,858	9,034
February	11,136	10,780
March	12,789	12,636
April	13,198	12,985
May	13,198	12,985
June	13,199	12,985

### QUALITY

	Quantity	Base Number	Contract	AT	Region	England
% of FP17s for the same patient ID Re-attending within 3 months - Children	194	2,967	6.5%	12.2%	12.3%	11.8%
% of FP17s for the same patient ID Re-attending within 3 months - Adults	470	3,098	15.2%	16.2%	15.9%	15.7%
% of FP17s for the same patient ID Re-attending between 3 & 9 months - Children	1,960	2,967	66.1%	58.0%	60.2%	58.9%
% of FP17s for the same patient ID Re-attending between 3 & 9 months - Adults	1,855	3,098	59.9%	50.9%	53.0%	50.8%
% of FP17s for Band 1 Urgent Courses	472	6,012	7.9%	10.1%	9.1%	9.1%
% of FP17s Relating to Free Repair or Replacements	5	6,012	0.1%	0.8%	1.0%	0.8%
% of FP17s Relating to Continuations	32	6,012	0.5%	0.9%	1.0%	0.9%
% of Patients satisfied with the dentistry they have received	0	0	N/A	92.8%	93.2%	92.5%
% of Patients satisfied with the time they had to wait for an appointment	0	0	N/A	86.8%	88.1%	87.0%

\* This is based on patients treated on this contract for their most recent course of treatment.

Figures in italics indicate the base number of FP17s or Patient Questionnaire responses are less than 100. N/A is shown where the base number of responses is less than 10 during the period. % is calculated as Quantity/Base number\*100

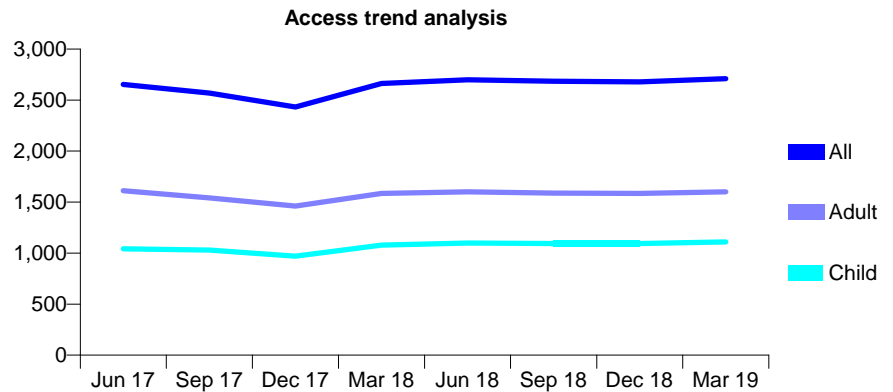
## Q46 - Vital Signs At a Glance Contract Report for 152196/0004 - Year end March 2019

Name or company name	Ahmad and Saleem Partners Ltd
Contract type name	GDS Contract
Purpose of contract	General
Contract start date	01/08/2014
Contract end date	

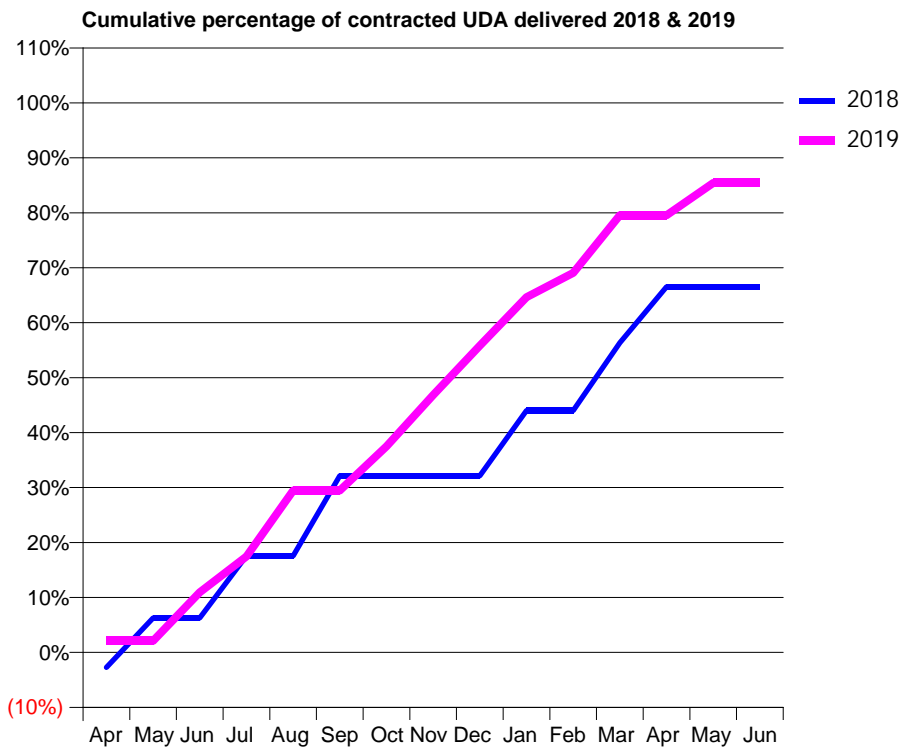
18/19 Contracted general activity (UDA)	12,000
Carry forward general activity (UDA)	0
18/19 Contracted orthodontic activity (UOA)	0
Carry forward orthodontic activity (UOA)	0
Baseline contract value	£426,904.01

### ACCESS\*

Patients seen in 24 months	Total	Change since previous quarter
Quarter ending March 2018	2,663	
Quarter ending June 2018	2,699	→
Quarter ending September 2018	2,684	→
Quarter ending December 2018	2,678	→
Quarter ending March 2019	2,711	→
<b>Variance since March 2018</b>	<b>1.8%</b>	<b>→</b>



### ACTIVITY



Adjusted Scheduled Activity (UDA)		
Month	2018	2019
April	-327	255
May	754	255
June	754	1,311
July	2,110	2,095
August	2,110	3,538
September	3,858	3,538
October	3,858	4,499
November	3,858	5,622
December	3,858	6,700
January	5,282	7,758
February	5,282	8,289
March	6,760	9,543
April	7,985	9,543
May	7,985	10,251
June	7,985	10,251

### QUALITY

	Quantity	Base Number	Contract	AT	Region	England
% of FP17s for the same patient ID Re-attending within 3 months - Children	274	2,225	12.3%	12.2%	12.3%	11.8%
% of FP17s for the same patient ID Re-attending within 3 months - Adults	515	2,745	18.8%	16.2%	15.9%	15.7%
% of FP17s for the same patient ID Re-attending between 3 & 9 months - Children	1,522	2,225	68.4%	58.0%	60.2%	58.9%
% of FP17s for the same patient ID Re-attending between 3 & 9 months - Adults	1,636	2,745	59.6%	50.9%	53.0%	50.8%
% of FP17s for Band 1 Urgent Courses	315	4,704	6.7%	10.1%	9.1%	9.1%
% of FP17s Relating to Free Repair or Replacements	4	4,704	0.1%	0.8%	1.0%	0.8%
% of FP17s Relating to Continuations	27	4,704	0.6%	0.9%	1.0%	0.9%
% of Patients satisfied with the dentistry they have received	0	0	N/A	92.8%	93.2%	92.5%
% of Patients satisfied with the time they had to wait for an appointment	0	0	N/A	86.8%	88.1%	87.0%

\* This is based on patients treated on this contract for their most recent course of treatment.

Figures in italics indicate the base number of FP17s or Patient Questionnaire responses are less than 100. N/A is shown where the base number of responses is less than 10 during the period. % is calculated as Quantity/Base number\*100

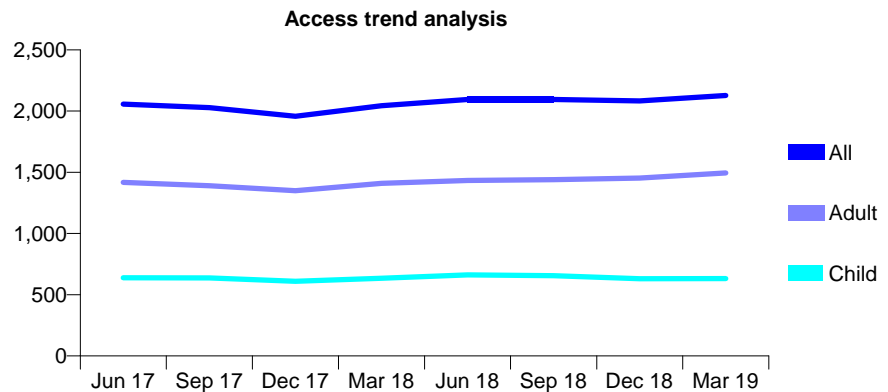
## Q46 - Vital Signs At a Glance Contract Report for 152196/0005 - Year end March 2019

Name or company name	Ahmad and Saleem Partners Ltd
Contract type name	GDS Contract
Purpose of contract	General
Contract start date	01/08/2014
Contract end date	

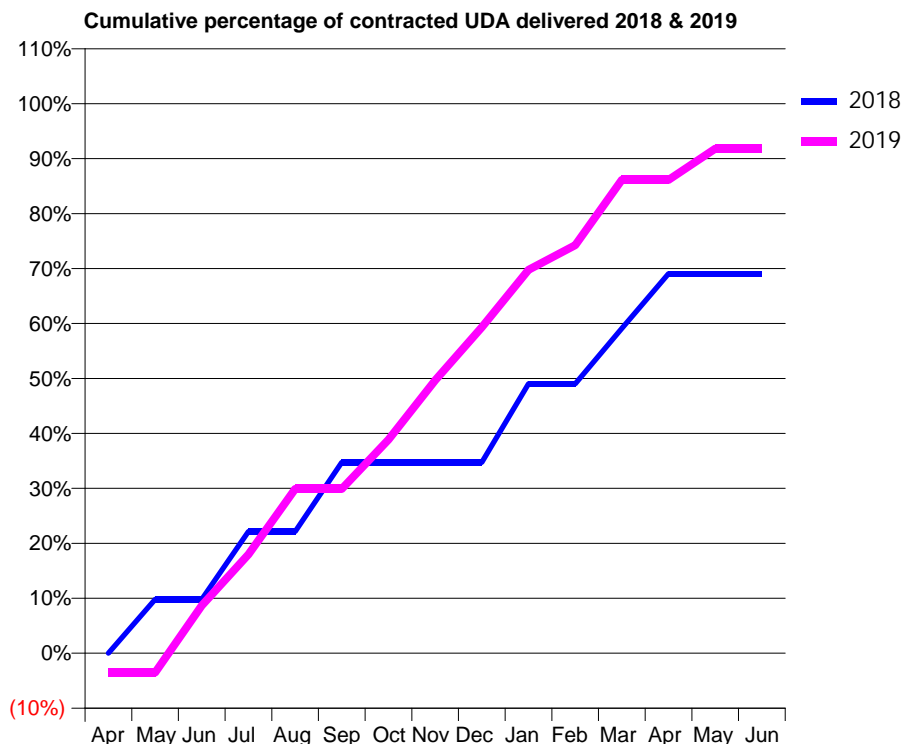
18/19 Contracted general activity (UDA)	6,000
Carry forward general activity (UDA)	345
18/19 Contracted orthodontic activity (UOA)	0
Carry forward orthodontic activity (UOA)	0
Baseline contract value	£214,946.18

### ACCESS\*

Patients seen in 24 months	Total	Change since previous quarter
Quarter ending March 2018	2,044	
Quarter ending June 2018	2,095	↑
Quarter ending September 2018	2,095	→
Quarter ending December 2018	2,083	→
Quarter ending March 2019	2,127	↑
<b>Variance since March 2018</b>	<b>4.1%</b>	<b>↑</b>



### ACTIVITY



Adjusted Scheduled Activity (UDA)		
Month	2018	2019
April	0	-212
May	588	-212
June	588	521
July	1,329	1,080
August	1,329	1,794
September	2,084	1,794
October	2,084	2,332
November	2,084	2,980
December	2,084	3,560
January	2,942	4,185
February	2,942	4,455
March	3,546	5,168
April	4,144	5,168
May	4,144	5,509
June	4,144	5,509

### QUALITY

	Quantity	Base Number	Contract	AT	Region	England
% of FP17s for the same patient ID Re-attending within 3 months - Children	109	1,248	8.7%	12.2%	12.3%	11.8%
% of FP17s for the same patient ID Re-attending within 3 months - Adults	343	2,672	12.8%	16.2%	15.9%	15.7%
% of FP17s for the same patient ID Re-attending between 3 & 9 months - Children	935	1,248	74.9%	58.0%	60.2%	58.9%
% of FP17s for the same patient ID Re-attending between 3 & 9 months - Adults	1,801	2,672	67.4%	50.9%	53.0%	50.8%
% of FP17s for Band 1 Urgent Courses	268	3,716	7.2%	10.1%	9.1%	9.1%
% of FP17s Relating to Free Repair or Replacements	9	3,716	0.2%	0.8%	1.0%	0.8%
% of FP17s Relating to Continuations	15	3,716	0.4%	0.9%	1.0%	0.9%
% of Patients satisfied with the dentistry they have received	0	0	N/A	92.8%	93.2%	92.5%
% of Patients satisfied with the time they had to wait for an appointment	0	0	N/A	86.8%	88.1%	87.0%

\* This is based on patients treated on this contract for their most recent course of treatment. Figures in italics indicate the base number of FP17s or Patient Questionnaire responses are less than 100. N/A is shown where the base number of responses is less than 10 during the period. % is calculated as Quantity/Base number\*100

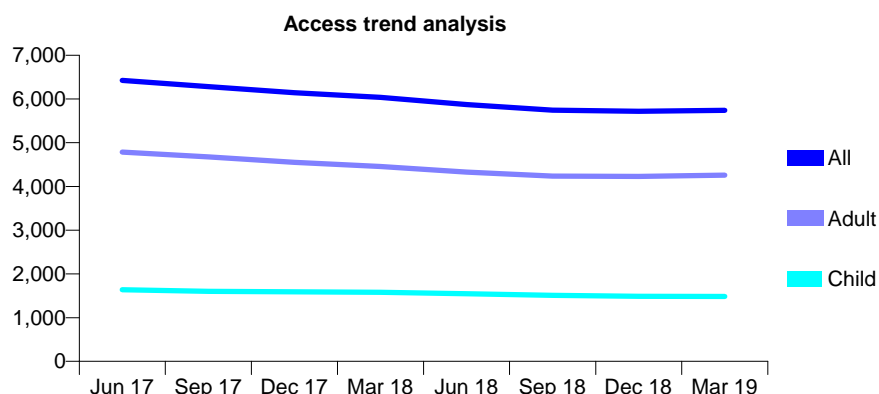
## Q46 - Vital Signs At a Glance Contract Report for 153184/0001 - Year end March 2019

Name or company name	IDH 449 Limited
Contract type name	GDS Contract
Purpose of contract	General
Contract start date	01/04/2008
Contract end date	

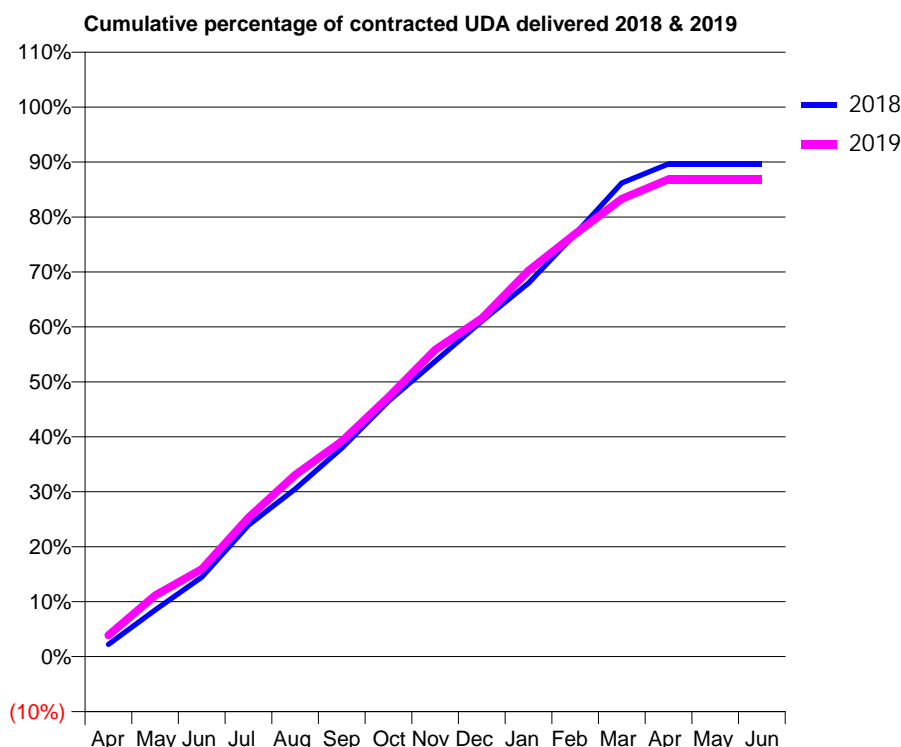
18/19 Contracted general activity (UDA)	18,429
Carry forward general activity (UDA)	0
18/19 Contracted orthodontic activity (UOA)	0
Carry forward orthodontic activity (UOA)	0
Baseline contract value	£610,973.62

### ACCESS\*

Patients seen in 24 months	Total	Change since previous quarter
Quarter ending March 2018	6,037	
Quarter ending June 2018	5,873	↓
Quarter ending September 2018	5,746	↓
Quarter ending December 2018	5,718	→
Quarter ending March 2019	5,743	→
<b>Variance since March 2018</b>	<b>(4.9%)</b>	<b>↓</b>



### ACTIVITY



Adjusted Scheduled Activity (UDA)		
Month	2018	2019
April	414	717
May	1,565	2,054
June	2,662	2,937
July	4,414	4,663
August	5,624	6,092
September	6,990	7,221
October	8,571	8,705
November	9,903	10,291
December	11,254	11,344
January	12,523	12,946
February	14,176	14,179
March	15,882	15,350
April	16,523	16,006
May	16,523	16,006
June	16,524	16,006

### QUALITY

	Quantity	Base Number	Contract	AT	Region	England
% of FP17s for the same patient ID Re-attending within 3 months - Children	127	2,066	6.1%	12.2%	12.3%	11.8%
% of FP17s for the same patient ID Re-attending within 3 months - Adults	639	5,768	11.1%	16.2%	15.9%	15.7%
% of FP17s for the same patient ID Re-attending between 3 & 9 months - Children	1,249	2,066	60.5%	58.0%	60.2%	58.9%
% of FP17s for the same patient ID Re-attending between 3 & 9 months - Adults	3,266	5,768	56.6%	50.9%	53.0%	50.8%
% of FP17s for Band 1 Urgent Courses	416	7,896	5.3%	10.1%	9.1%	9.1%
% of FP17s Relating to Free Repair or Replacements	24	7,896	0.3%	0.8%	1.0%	0.8%
% of FP17s Relating to Continuations	118	7,896	1.5%	0.9%	1.0%	0.9%
% of Patients satisfied with the dentistry they have received	0	0	N/A	92.8%	93.2%	92.5%
% of Patients satisfied with the time they had to wait for an appointment	0	0	N/A	86.8%	88.1%	87.0%

\* This is based on patients treated on this contract for their most recent course of treatment.  
 Figures in *italics* indicate the base number of FP17s or Patient Questionnaire responses are less than 100. N/A is shown where the base number of responses is less than 10 during the period. % is calculated as Quantity/Base number\*100

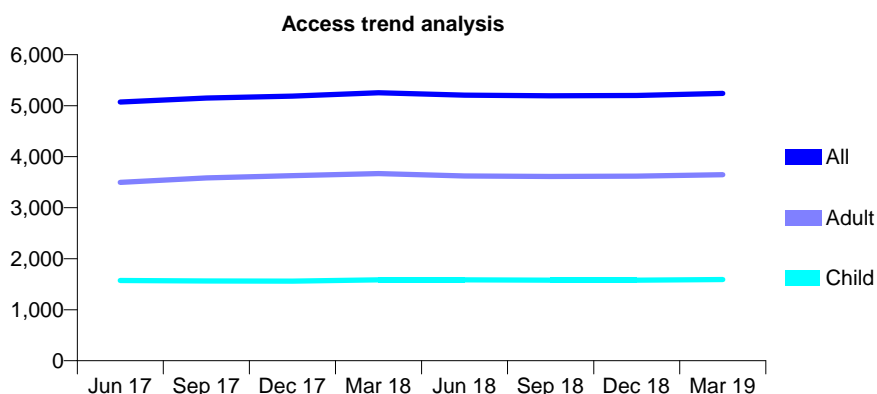
## Q46 - Vital Signs At a Glance Contract Report for 153532/0001 - Year end March 2019

Name or company name	Jakelara Ltd.
Contract type name	GDS Contract
Purpose of contract	General
Contract start date	01/05/2007
Contract end date	

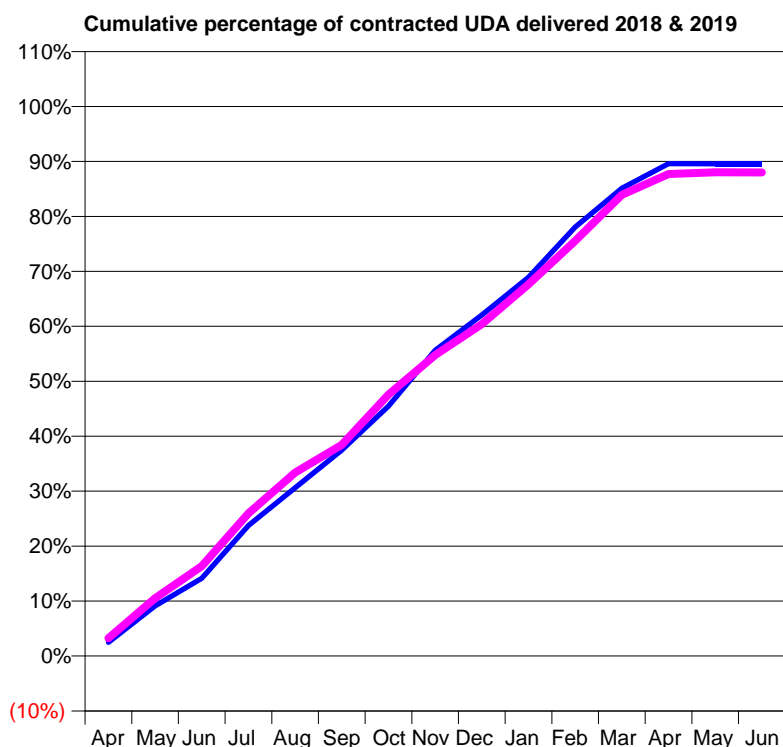
18/19 Contracted general activity (UDA)	18,000
Carry forward general activity (UDA)	0
18/19 Contracted orthodontic activity (UOA)	0
Carry forward orthodontic activity (UOA)	0
Baseline contract value	£563,060.31

### ACCESS\*

Patients seen in 24 months	Total	Change since previous quarter
Quarter ending March 2018	5,253	
Quarter ending June 2018	5,207	→
Quarter ending September 2018	5,193	→
Quarter ending December 2018	5,200	→
Quarter ending March 2019	5,240	→
<b>Variance since March 2018</b>	<b>(0.2%)</b>	<b>→</b>



### ACTIVITY



Adjusted Scheduled Activity (UDA)		
Month	2018	2019
April	449	582
May	1,645	1,898
June	2,544	2,943
July	4,276	4,675
August	5,514	6,014
September	6,746	6,918
October	8,186	8,564
November	10,012	9,856
December	11,168	10,871
January	12,402	12,175
February	14,049	13,600
March	15,320	15,105
April	16,123	15,789
May	16,122	15,844
June	16,122	15,842

### QUALITY

	Quantity	Base Number	Contract	AT	Region	England
% of FP17s for the same patient ID Re-attending within 3 months - Children	202	2,012	10.0%	12.2%	12.3%	11.8%
% of FP17s for the same patient ID Re-attending within 3 months - Adults	1,112	5,078	21.9%	16.2%	15.9%	15.7%
% of FP17s for the same patient ID Re-attending between 3 & 9 months - Children	967	2,012	48.1%	58.0%	60.2%	58.9%
% of FP17s for the same patient ID Re-attending between 3 & 9 months - Adults	2,404	5,078	47.3%	50.9%	53.0%	50.8%
% of FP17s for Band 1 Urgent Courses	1,117	7,081	15.8%	10.1%	9.1%	9.1%
% of FP17s Relating to Free Repair or Replacements	120	7,081	1.7%	0.8%	1.0%	0.8%
% of FP17s Relating to Continuations	245	7,081	3.5%	0.9%	1.0%	0.9%
% of Patients satisfied with the dentistry they have received	1	1	N/A	92.8%	93.2%	92.5%
% of Patients satisfied with the time they had to wait for an appointment	1	1	N/A	86.8%	88.1%	87.0%

\* This is based on patients treated on this contract for their most recent course of treatment.

Figures in italics indicate the base number of FP17s or Patient Questionnaire responses are less than 100. N/A is shown where the base number of responses is less than 10 during the period. % is calculated as Quantity/Base number\*100



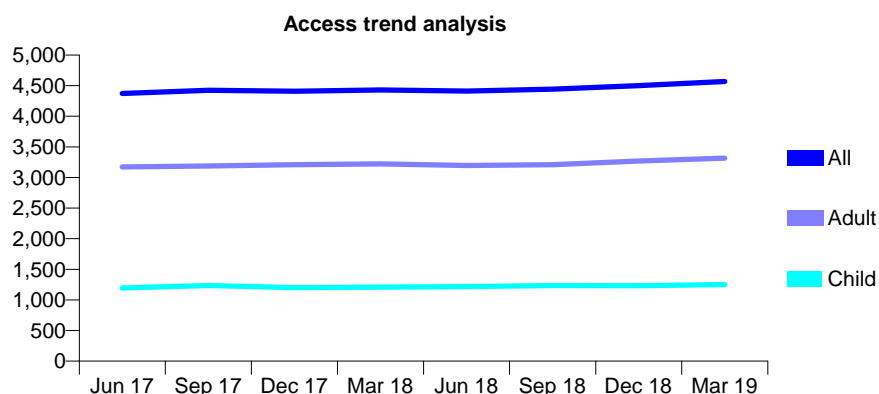
## Q46 - Vital Signs At a Glance Contract Report for 153850/0001 - Year end March 2019

Name or company name	Winton Dental Practice
Contract type name	GDS Contract
Purpose of contract	General
Contract start date	21/05/2010
Contract end date	

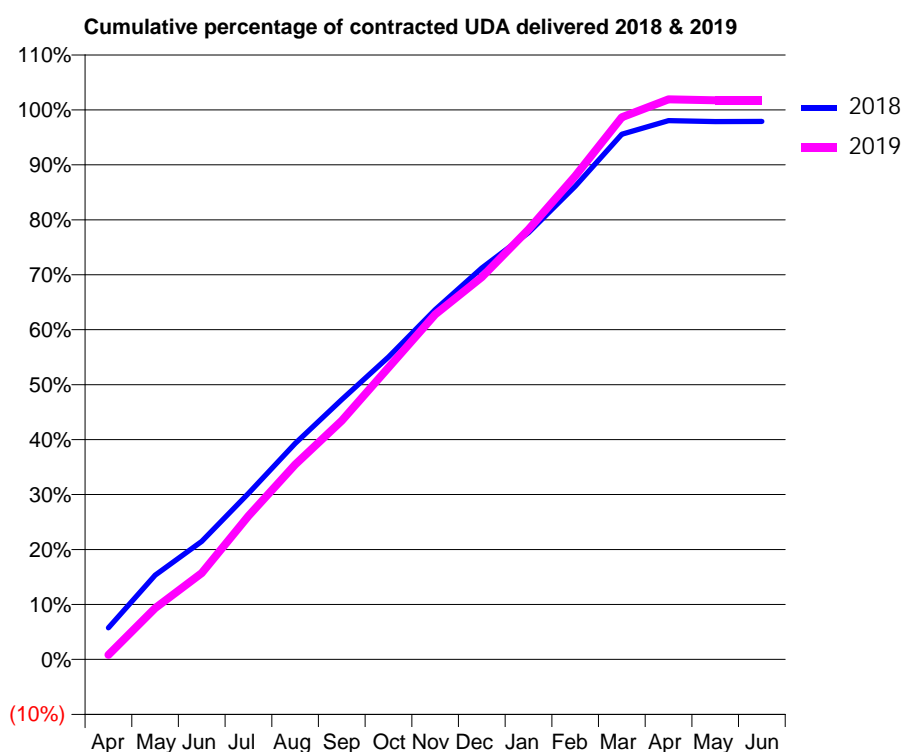
18/19 Contracted general activity (UDA)	16,701
Carry forward general activity (UDA)	351
18/19 Contracted orthodontic activity (UOA)	0
Carry forward orthodontic activity (UOA)	0
Baseline contract value	£426,280.79

### ACCESS\*

Patients seen in 24 months	Total	Change since previous quarter
Quarter ending March 2018	4,430	
Quarter ending June 2018	4,410	→
Quarter ending September 2018	4,443	→
Quarter ending December 2018	4,499	→
Quarter ending March 2019	4,569	→
<b>Variance since March 2018</b>	<b>3.1%</b>	<b>↑</b>



### ACTIVITY



Adjusted Scheduled Activity (UDA)		
Month	2018	2019
April	964	141
May	2,564	1,557
June	3,587	2,624
July	5,049	4,357
August	6,564	5,925
September	7,898	7,255
October	9,189	8,871
November	10,627	10,485
December	11,895	11,618
January	12,969	13,063
February	14,376	14,688
March	15,961	16,477
April	16,375	17,018
May	16,343	16,990
June	16,350	16,992

### QUALITY

	Quantity	Base Number	Contract	AT	Region	England
% of FP17s for the same patient ID Re-attending within 3 months - Children	260	1,969	13.2%	12.2%	12.3%	11.8%
% of FP17s for the same patient ID Re-attending within 3 months - Adults	1,057	5,333	19.8%	16.2%	15.9%	15.7%
% of FP17s for the same patient ID Re-attending between 3 & 9 months - Children	1,115	1,969	56.6%	58.0%	60.2%	58.9%
% of FP17s for the same patient ID Re-attending between 3 & 9 months - Adults	2,913	5,333	54.6%	50.9%	53.0%	50.8%
% of FP17s for Band 1 Urgent Courses	1,115	7,330	15.2%	10.1%	9.1%	9.1%
% of FP17s Relating to Free Repair or Replacements	117	7,330	1.6%	0.8%	1.0%	0.8%
% of FP17s Relating to Continuations	92	7,330	1.3%	0.9%	1.0%	0.9%
% of Patients satisfied with the dentistry they have received	1	1	N/A	92.8%	93.2%	92.5%
% of Patients satisfied with the time they had to wait for an appointment	1	1	N/A	86.8%	88.1%	87.0%

\* This is based on patients treated on this contract for their most recent course of treatment.

Figures in italics indicate the base number of FP17s or Patient Questionnaire responses are less than 100. N/A is shown where the base number of responses is less than 10 during the period. % is calculated as Quantity/Base number\*100

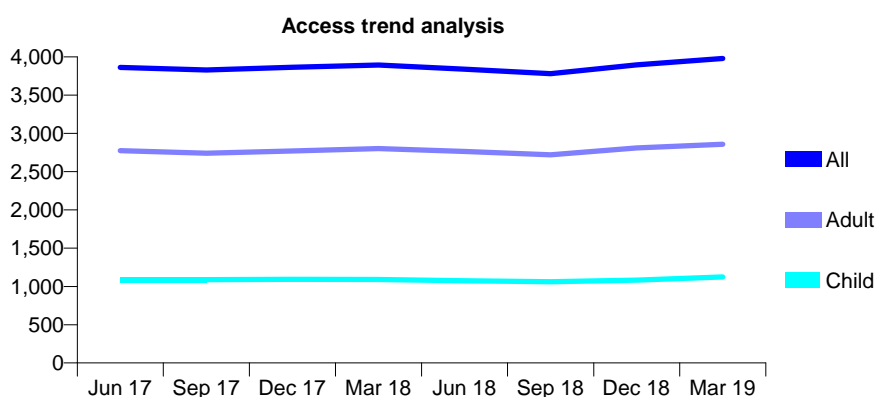
## Q46 - Vital Signs At a Glance Contract Report for 153869/0001 - Year end March 2019

Name or company name	High Street Dental Practice Partnership
Contract type name	GDS Contract
Purpose of contract	General
Contract start date	01/01/2014
Contract end date	

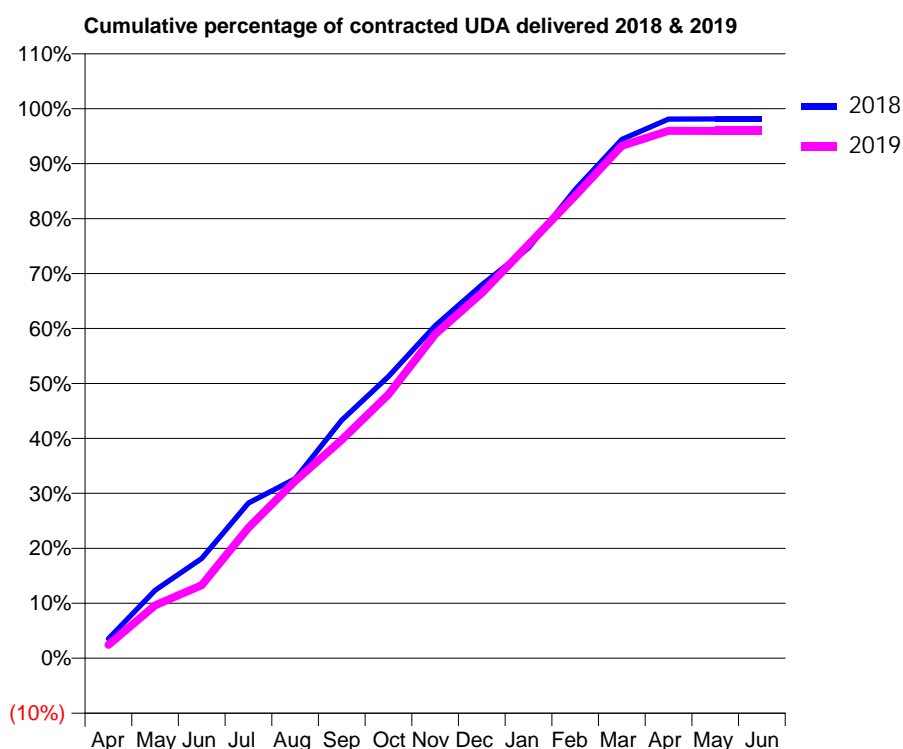
18/19 Contracted general activity (UDA)	13,000
Carry forward general activity (UDA)	244
18/19 Contracted orthodontic activity (UOA)	0
Carry forward orthodontic activity (UOA)	0
Baseline contract value	£359,208.26

### ACCESS\*

Patients seen in 24 months	Total	Change since previous quarter
Quarter ending March 2018	3,893	
Quarter ending June 2018	3,838	↓
Quarter ending September 2018	3,779	↓
Quarter ending December 2018	3,895	↑
Quarter ending March 2019	3,980	↑
<b>Variance since March 2018</b>	<b>2.2%</b>	<b>↑</b>



### ACTIVITY



Adjusted Scheduled Activity (UDA)		
Month	2018	2019
April	458	318
May	1,608	1,250
June	2,361	1,727
July	3,669	3,087
August	4,249	4,195
September	5,634	5,167
October	6,665	6,242
November	7,865	7,663
December	8,831	8,638
January	9,704	9,784
February	11,087	10,938
March	12,274	12,119
April	12,753	12,475
May	12,756	12,472
June	12,756	12,472

### QUALITY

	Quantity	Base Number	Contract	AT	Region	England
% of FP17s for the same patient ID Re-attending within 3 months - Children	116	1,729	6.7%	12.2%	12.3%	11.8%
% of FP17s for the same patient ID Re-attending within 3 months - Adults	580	4,122	14.1%	16.2%	15.9%	15.7%
% of FP17s for the same patient ID Re-attending between 3 & 9 months - Children	1,119	1,729	64.7%	58.0%	60.2%	58.9%
% of FP17s for the same patient ID Re-attending between 3 & 9 months - Adults	2,334	4,122	56.6%	50.9%	53.0%	50.8%
% of FP17s for Band 1 Urgent Courses	336	5,806	5.8%	10.1%	9.1%	9.1%
% of FP17s Relating to Free Repair or Replacements	30	5,806	0.5%	0.8%	1.0%	0.8%
% of FP17s Relating to Continuations	140	5,806	2.4%	0.9%	1.0%	0.9%
% of Patients satisfied with the dentistry they have received	0	0	N/A	92.8%	93.2%	92.5%
% of Patients satisfied with the time they had to wait for an appointment	0	0	N/A	86.8%	88.1%	87.0%

\* This is based on patients treated on this contract for their most recent course of treatment.

Figures in italics indicate the base number of FP17s or Patient Questionnaire responses are less than 100. N/A is shown where the base number of responses is less than 10 during the period. % is calculated as Quantity/Base number\*100

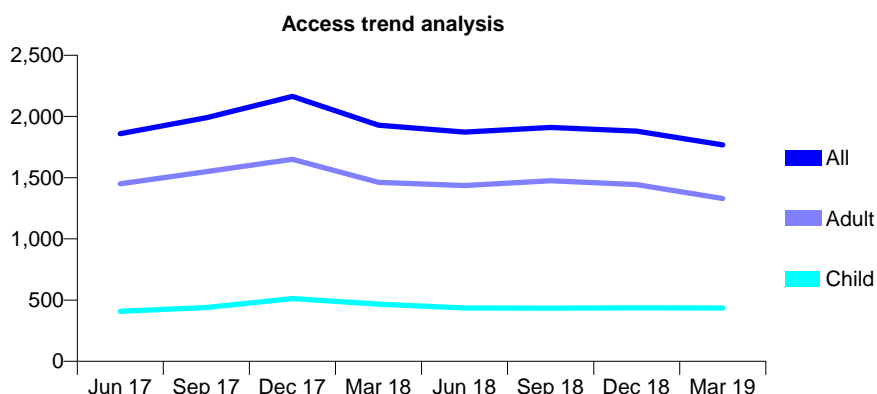
## Q46 - Vital Signs At a Glance Contract Report for 153877/0001 - Year end March 2019

Name or company name	The Glyn House Dental Partnership
Contract type name	GDS Contract
Purpose of contract	General
Contract start date	01/12/2013
Contract end date	

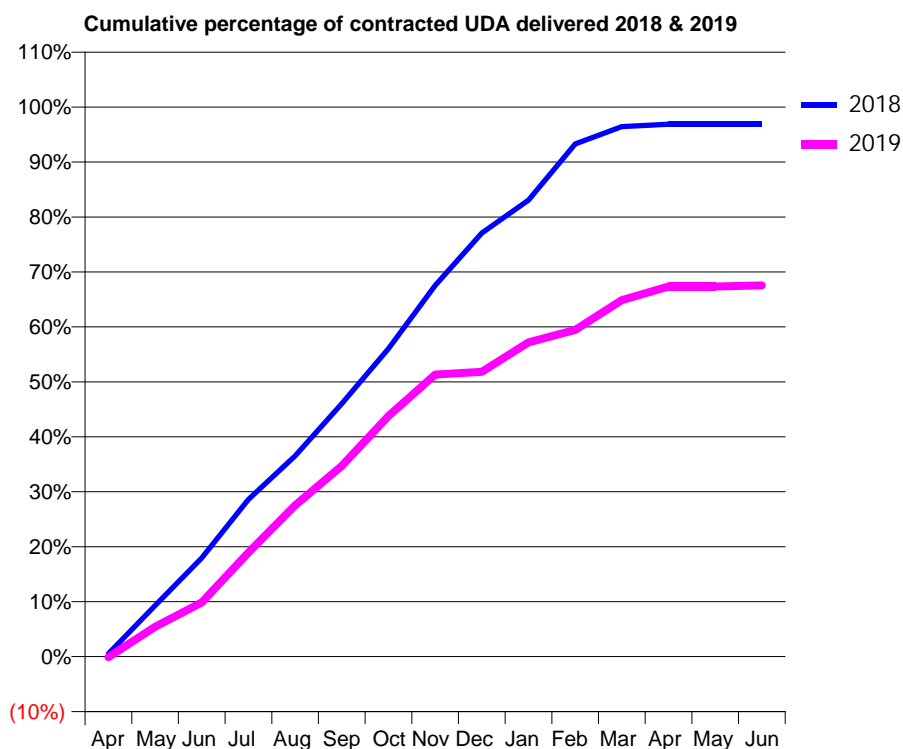
18/19 Contracted general activity (UDA)	6,444
Carry forward general activity (UDA)	202
18/19 Contracted orthodontic activity (UOA)	0
Carry forward orthodontic activity (UOA)	0
Baseline contract value	£214,175.88

### ACCESS\*

Patients seen in 24 months	Total	Change since previous quarter
Quarter ending March 2018	1,929	
Quarter ending June 2018	1,872	↓
Quarter ending September 2018	1,910	↑
Quarter ending December 2018	1,881	↓
Quarter ending March 2019	1,767	↓
<b>Variance since March 2018</b>	<b>(8.4%)</b>	<b>↓</b>



### ACTIVITY



Adjusted Scheduled Activity (UDA)		
Month	2018	2019
April	36	-8
May	599	351
June	1,156	636
July	1,844	1,220
August	2,355	1,775
September	2,966	2,238
October	3,612	2,821
November	4,352	3,308
December	4,968	3,340
January	5,353	3,685
February	6,012	3,832
March	6,213	4,180
April	6,242	4,340
May	6,242	4,340
June	6,242	4,353

### QUALITY

	Quantity	Base Number	Contract	AT	Region	England
% of FP17s for the same patient ID Re-attending within 3 months - Children	43	563	7.6%	12.2%	12.3%	11.8%
% of FP17s for the same patient ID Re-attending within 3 months - Adults	215	1,754	12.3%	16.2%	15.9%	15.7%
% of FP17s for the same patient ID Re-attending between 3 & 9 months - Children	239	563	42.5%	58.0%	60.2%	58.9%
% of FP17s for the same patient ID Re-attending between 3 & 9 months - Adults	610	1,754	34.8%	50.9%	53.0%	50.8%
% of FP17s for Band 1 Urgent Courses	385	2,395	16.1%	10.1%	9.1%	9.1%
% of FP17s Relating to Free Repair or Replacements	5	2,395	0.2%	0.8%	1.0%	0.8%
% of FP17s Relating to Continuations	1	2,395	0.0%	0.9%	1.0%	0.9%
% of Patients satisfied with the dentistry they have received	0	0	N/A	92.8%	93.2%	92.5%
% of Patients satisfied with the time they had to wait for an appointment	0	0	N/A	86.8%	88.1%	87.0%

\* This is based on patients treated on this contract for their most recent course of treatment.  
 Figures in *italics* indicate the base number of FP17s or Patient Questionnaire responses are less than 100. N/A is shown where the base number of responses is less than 10 during the period. % is calculated as Quantity/Base number\*100

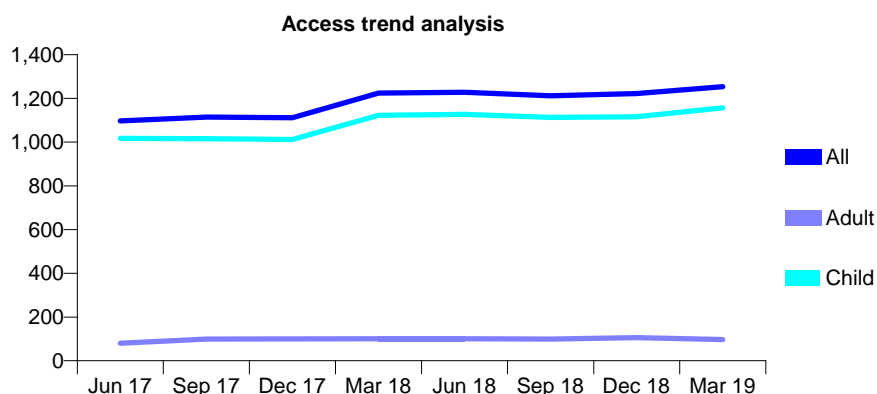
## Q46 - Vital Signs At a Glance Contract Report for 154075/0001 - Year end March 2019

Name or company name	Bloor & Mathieson
Contract type name	GDS Contract
Purpose of contract	General
Contract start date	01/11/2014
Contract end date	

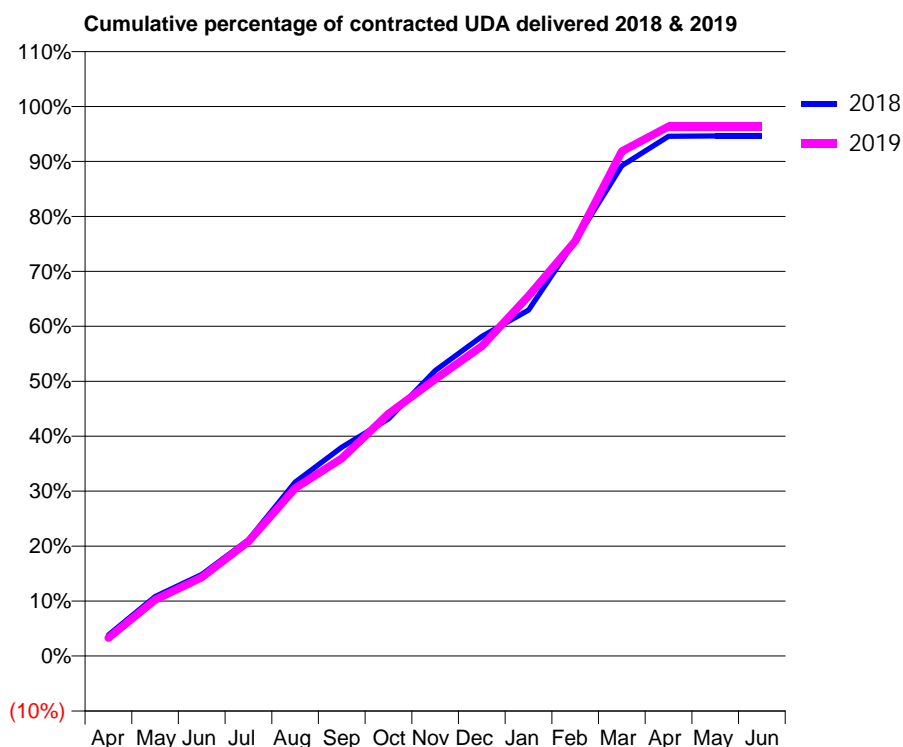
18/19 Contracted general activity (UDA)	2,514
Carry forward general activity (UDA)	0
18/19 Contracted orthodontic activity (UOA)	0
Carry forward orthodontic activity (UOA)	0
Baseline contract value	£55,398.65

### ACCESS\*

Patients seen in 24 months	Total	Change since previous quarter
Quarter ending March 2018	1,224	
Quarter ending June 2018	1,228	→
Quarter ending September 2018	1,212	↓
Quarter ending December 2018	1,222	→
Quarter ending March 2019	1,254	↑
<b>Variance since March 2018</b>	<b>2.5%</b>	<b>↑</b>



### ACTIVITY



Adjusted Scheduled Activity (UDA)		
Month	2018	2019
April	96	83
May	272	258
June	373	360
July	532	524
August	796	768
September	955	904
October	1,085	1,108
November	1,306	1,266
December	1,462	1,417
January	1,582	1,647
February	1,900	1,898
March	2,243	2,309
April	2,378	2,422
May	2,379	2,422
June	2,379	2,422

### QUALITY

	Quantity	Base Number	Contract	AT	Region	England
% of FP17s for the same patient ID Re-attending within 3 months - Children	118	1,746	6.8%	12.2%	12.3%	11.8%
% of FP17s for the same patient ID Re-attending within 3 months - Adults	0	0	N/A	16.2%	15.9%	15.7%
% of FP17s for the same patient ID Re-attending between 3 & 9 months - Children	1,000	1,746	57.3%	58.0%	60.2%	58.9%
% of FP17s for the same patient ID Re-attending between 3 & 9 months - Adults	0	0	N/A	50.9%	53.0%	50.8%
% of FP17s for Band 1 Urgent Courses	0	1,736	0.0%	10.1%	9.1%	9.1%
% of FP17s Relating to Free Repair or Replacements	0	1,736	0.0%	0.8%	1.0%	0.8%
% of FP17s Relating to Continuations	0	1,736	0.0%	0.9%	1.0%	0.9%
% of Patients satisfied with the dentistry they have received	0	0	N/A	92.8%	93.2%	92.5%
% of Patients satisfied with the time they had to wait for an appointment	0	0	N/A	86.8%	88.1%	87.0%

\* This is based on patients treated on this contract for their most recent course of treatment.

Figures in italics indicate the base number of FP17s or Patient Questionnaire responses are less than 100. N/A is shown where the base number of responses is less than 10 during the period. % is calculated as Quantity/Base number\*100

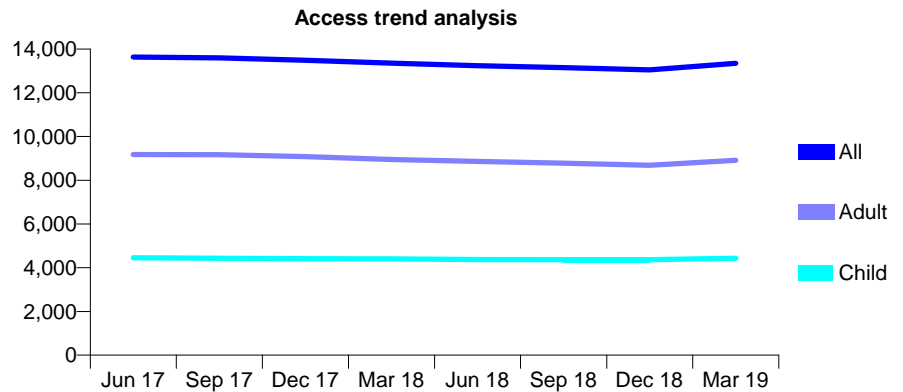
## Q46 - Vital Signs At a Glance Contract Report for 154210/0002 - Year end March 2019

Name or company name	Roch Valley Dental
Contract type name	GDS Contract
Purpose of contract	General
Contract start date	01/12/2009
Contract end date	

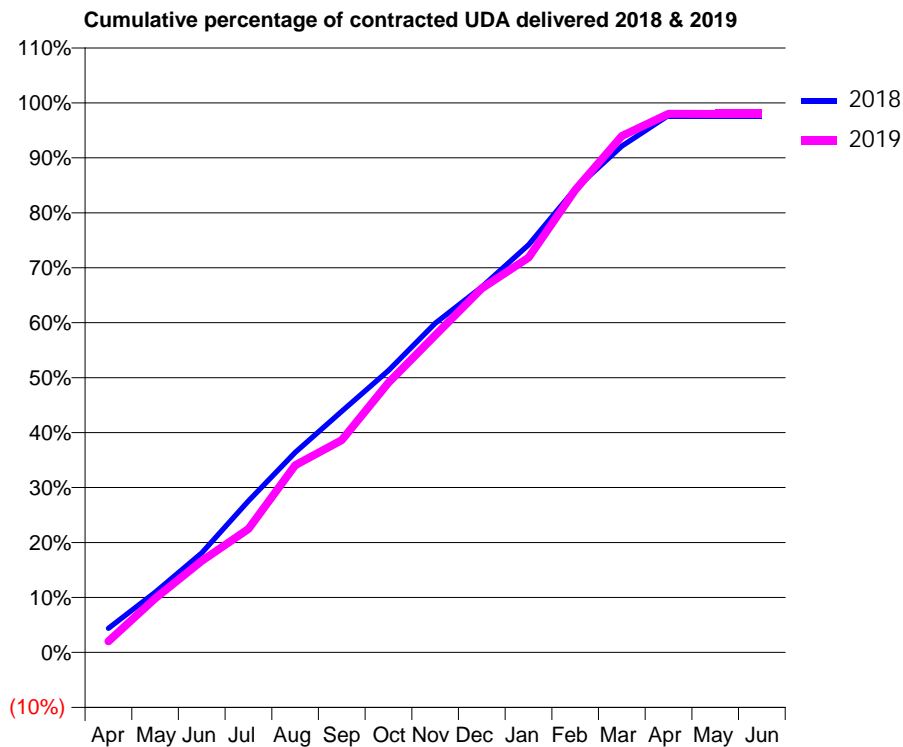
18/19 Contracted general activity (UDA)	31,085
Carry forward general activity (UDA)	709
18/19 Contracted orthodontic activity (UOA)	0
Carry forward orthodontic activity (UOA)	0
Baseline contract value	£790,257.63

### ACCESS\*

Patients seen in 24 months	Total	Change since previous quarter
Quarter ending March 2018	13,357	
Quarter ending June 2018	13,238	→
Quarter ending September 2018	13,147	→
Quarter ending December 2018	13,046	→
Quarter ending March 2019	13,350	↑
<b>Variance since March 2018</b>	<b>(0.1%)</b>	→



### ACTIVITY



Adjusted Scheduled Activity (UDA)		
Month	2018	2019
April	1,359	627
May	3,395	3,056
June	5,632	5,169
July	8,566	6,992
August	11,311	10,584
September	13,638	12,008
October	15,940	15,259
November	18,617	17,945
December	20,670	20,586
January	23,056	22,333
February	26,216	26,154
March	28,636	29,210
April	30,376	30,465
May	30,373	30,455
June	30,376	30,455

### QUALITY

	Quantity	Base Number	Contract	AT	Region	England
% of FP17s for the same patient ID Re-attending within 3 months - Children	1,229	8,420	14.6%	12.2%	12.3%	11.8%
% of FP17s for the same patient ID Re-attending within 3 months - Adults	1,935	10,975	17.6%	16.2%	15.9%	15.7%
% of FP17s for the same patient ID Re-attending between 3 & 9 months - Children	5,001	8,420	59.4%	58.0%	60.2%	58.9%
% of FP17s for the same patient ID Re-attending between 3 & 9 months - Adults	4,497	10,975	41.0%	50.9%	53.0%	50.8%
% of FP17s for Band 1 Urgent Courses	1,498	16,886	8.9%	10.1%	9.1%	9.1%
% of FP17s Relating to Free Repair or Replacements	192	16,886	1.1%	0.8%	1.0%	0.8%
% of FP17s Relating to Continuations	57	16,886	0.3%	0.9%	1.0%	0.9%
% of Patients satisfied with the dentistry they have received	2	2	N/A	92.8%	93.2%	92.5%
% of Patients satisfied with the time they had to wait for an appointment	2	2	N/A	86.8%	88.1%	87.0%

\* This is based on patients treated on this contract for their most recent course of treatment.

Figures in italics indicate the base number of FP17s or Patient Questionnaire responses are less than 100. N/A is shown where the base number of responses is less than 10 during the period. % is calculated as Quantity/Base number\*100

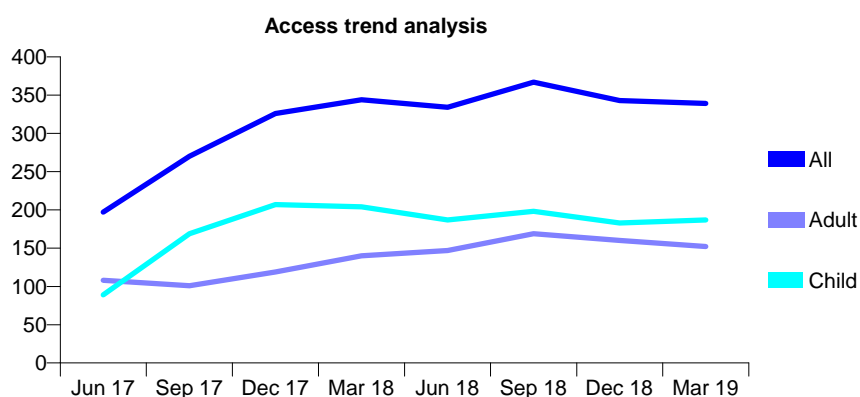
## Q46 - Vital Signs At a Glance Contract Report for 154849/0001 - Year end March 2019

Name or company name	Mr Ravat and Mr Ray
Contract type name	GDS Contract
Purpose of contract	General
Contract start date	01/12/2013
Contract end date	

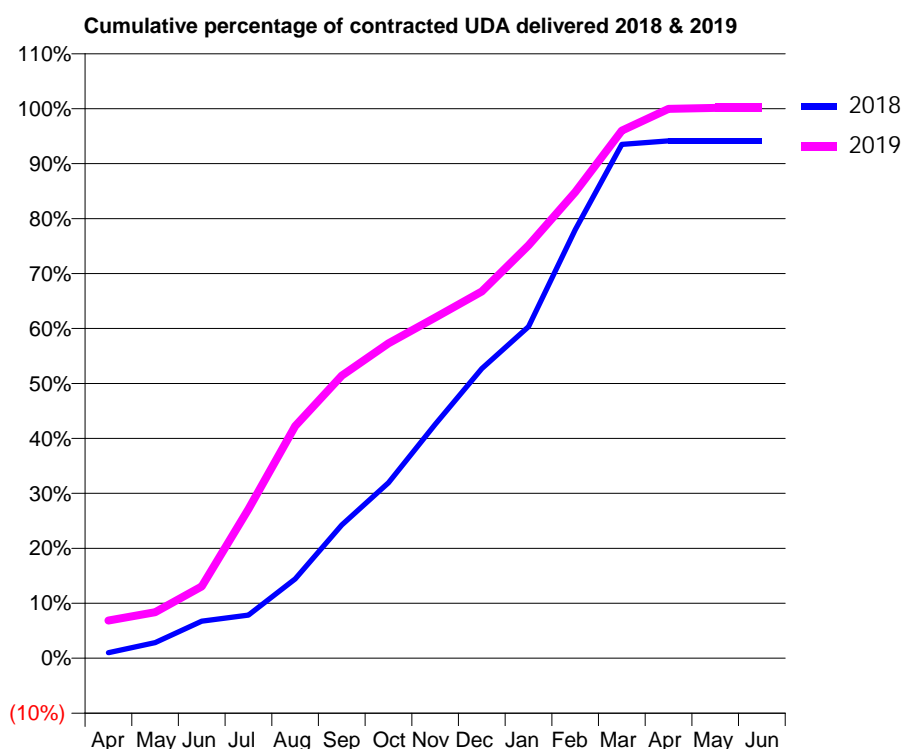
18/19 Contracted general activity (UDA)	1,158
Carry forward general activity (UDA)	0
18/19 Contracted orthodontic activity (UOA)	0
Carry forward orthodontic activity (UOA)	0
Baseline contract value	£28,804.08

### ACCESS\*

Patients seen in 24 months	Total	Change since previous quarter
Quarter ending March 2018	344	
Quarter ending June 2018	334	↓
Quarter ending September 2018	367	↑
Quarter ending December 2018	343	↓
Quarter ending March 2019	339	↓
<b>Variance since March 2018</b>	<b>(1.5%)</b>	<b>↓</b>



### ACTIVITY



Adjusted Scheduled Activity (UDA)		
Month	2018	2019
April	11	79
May	31	97
June	73	151
July	85	314
August	156	489
September	263	595
October	346	664
November	461	718
December	571	773
January	654	870
February	845	982
March	1,013	1,112
April	1,020	1,158
May	1,020	1,160
June	1,020	1,160

### QUALITY

	Quantity	Base Number	Contract	AT	Region	England
% of FP17s for the same patient ID Re-attending within 3 months - Children	13	283	4.6%	12.2%	12.3%	11.8%
% of FP17s for the same patient ID Re-attending within 3 months - Adults	14	229	6.1%	16.2%	15.9%	15.7%
% of FP17s for the same patient ID Re-attending between 3 & 9 months - Children	84	283	29.7%	58.0%	60.2%	58.9%
% of FP17s for the same patient ID Re-attending between 3 & 9 months - Adults	61	229	26.6%	50.9%	53.0%	50.8%
% of FP17s for Band 1 Urgent Courses	28	525	5.3%	10.1%	9.1%	9.1%
% of FP17s Relating to Free Repair or Replacements	1	525	0.2%	0.8%	1.0%	0.8%
% of FP17s Relating to Continuations	1	525	0.2%	0.9%	1.0%	0.9%
% of Patients satisfied with the dentistry they have received	0	0	N/A	92.8%	93.2%	92.5%
% of Patients satisfied with the time they had to wait for an appointment	0	0	N/A	86.8%	88.1%	87.0%

\* This is based on patients treated on this contract for their most recent course of treatment.

Figures in italics indicate the base number of FP17s or Patient Questionnaire responses are less than 100. N/A is shown where the base number of responses is less than 10 during the period. % is calculated as Quantity/Base number\*100

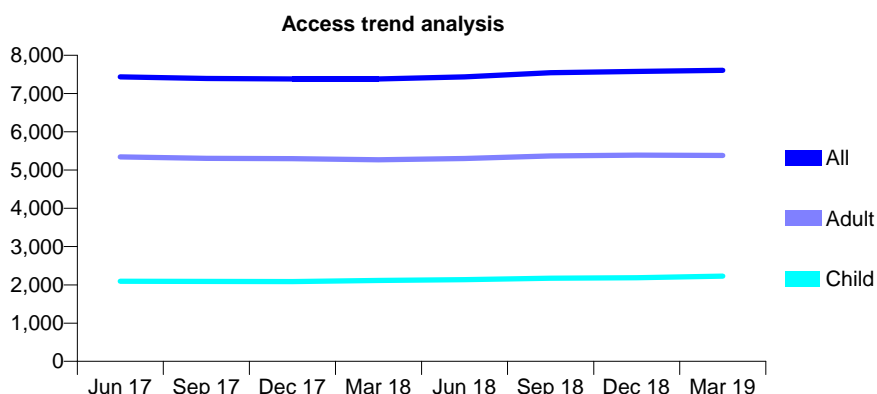
## Q46 - Vital Signs At a Glance Contract Report for 155160/0001 - Year end March 2019

Name or company name	DCO Dental
Contract type name	GDS Contract
Purpose of contract	General
Contract start date	01/01/2009
Contract end date	

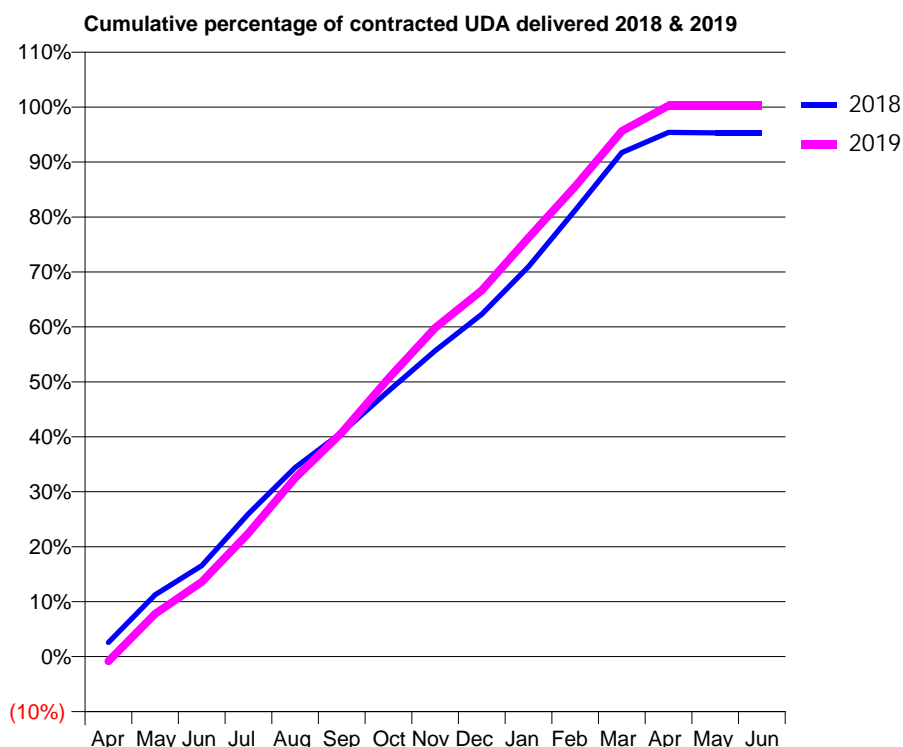
18/19 Contracted general activity (UDA)	20,000
Carry forward general activity (UDA)	937
18/19 Contracted orthodontic activity (UOA)	0
Carry forward orthodontic activity (UOA)	0
Baseline contract value	£502,826.96

### ACCESS\*

Patients seen in 24 months	Total	Change since previous quarter
Quarter ending March 2018	7,381	
Quarter ending June 2018	7,438	→
Quarter ending September 2018	7,544	→
Quarter ending December 2018	7,577	→
Quarter ending March 2019	7,607	→
<b>Variance since March 2018</b>	<b>3.1%</b>	<b>↑</b>



### ACTIVITY



Adjusted Scheduled Activity (UDA)		
Month	2018	2019
April	517	-166
May	2,251	1,560
June	3,311	2,714
July	5,203	4,491
August	6,886	6,501
September	8,157	8,149
October	9,665	10,125
November	11,138	11,967
December	12,463	13,332
January	14,194	15,249
February	16,246	17,115
March	18,345	19,124
April	19,075	20,052
May	19,061	20,050
June	19,063	20,051

### QUALITY

	Quantity	Base Number	Contract	AT	Region	England
% of FP17s for the same patient ID Re-attending within 3 months - Children	245	3,312	7.4%	12.2%	12.3%	11.8%
% of FP17s for the same patient ID Re-attending within 3 months - Adults	1,186	7,400	16.0%	16.2%	15.9%	15.7%
% of FP17s for the same patient ID Re-attending between 3 & 9 months - Children	2,064	3,312	62.3%	58.0%	60.2%	58.9%
% of FP17s for the same patient ID Re-attending between 3 & 9 months - Adults	3,569	7,400	48.2%	50.9%	53.0%	50.8%
% of FP17s for Band 1 Urgent Courses	1,025	10,169	10.1%	10.1%	9.1%	9.1%
% of FP17s Relating to Free Repair or Replacements	73	10,169	0.7%	0.8%	1.0%	0.8%
% of FP17s Relating to Continuations	37	10,169	0.4%	0.9%	1.0%	0.9%
% of Patients satisfied with the dentistry they have received	1	1	N/A	92.8%	93.2%	92.5%
% of Patients satisfied with the time they had to wait for an appointment	1	1	N/A	86.8%	88.1%	87.0%

\* This is based on patients treated on this contract for their most recent course of treatment.  
 Figures in *italics* indicate the base number of FP17s or Patient Questionnaire responses are less than 100. N/A is shown where the base number of responses is less than 10 during the period. % is calculated as Quantity/Base number\*100



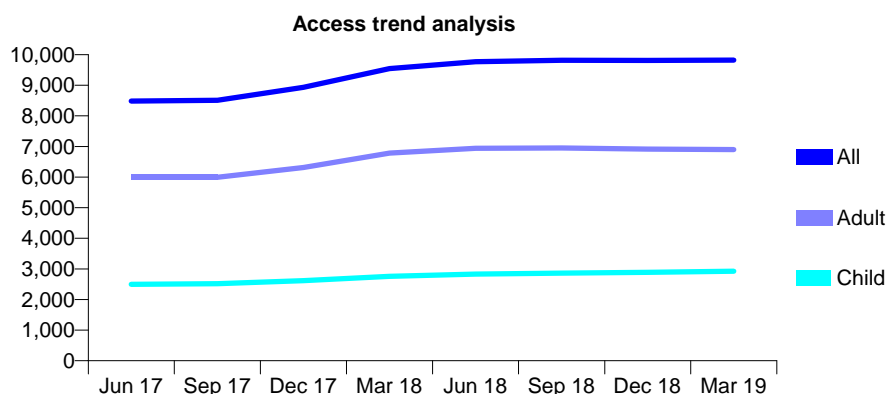
## Q46 - Vital Signs At a Glance Contract Report for 155160/0002 - Year end March 2019

Name or company name	DCO Dental
Contract type name	GDS Contract
Purpose of contract	General
Contract start date	01/08/2009
Contract end date	

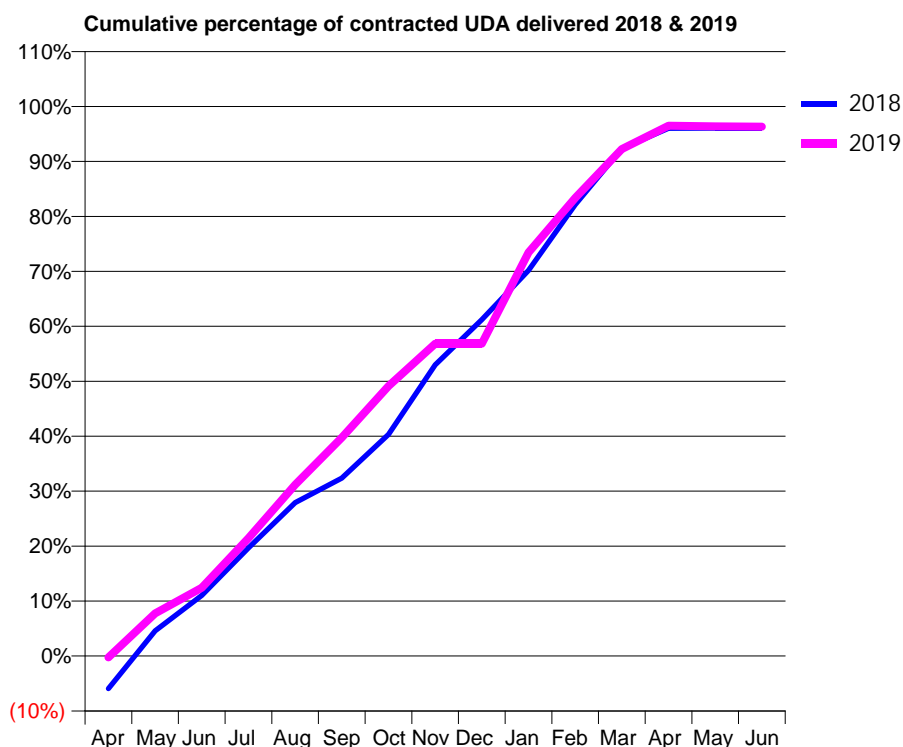
18/19 Contracted general activity (UDA)	23,150
Carry forward general activity (UDA)	911
18/19 Contracted orthodontic activity (UOA)	0
Carry forward orthodontic activity (UOA)	0
Baseline contract value	£582,022.21

### ACCESS\*

Patients seen in 24 months	Total	Change since previous quarter
Quarter ending March 2018	9,543	
Quarter ending June 2018	9,772	↑
Quarter ending September 2018	9,816	→
Quarter ending December 2018	9,811	→
Quarter ending March 2019	9,824	→
<b>Variance since March 2018</b>	<b>2.9%</b>	<b>↑</b>



### ACTIVITY



Adjusted Scheduled Activity (UDA)		
Month	2018	2019
April	-1,374	-66
May	1,062	1,799
June	2,555	2,881
July	4,555	4,968
August	6,462	7,215
September	7,489	9,202
October	9,333	11,372
November	12,265	13,154
December	14,164	13,154
January	16,242	17,001
February	19,011	19,301
March	21,372	21,357
April	22,233	22,338
May	22,238	22,311
June	22,239	22,302

### QUALITY

	Quantity	Base Number	Contract	AT	Region	England
% of FP17s for the same patient ID Re-attending within 3 months - Children	326	4,311	7.6%	12.2%	12.3%	11.8%
% of FP17s for the same patient ID Re-attending within 3 months - Adults	1,466	9,314	15.7%	16.2%	15.9%	15.7%
% of FP17s for the same patient ID Re-attending between 3 & 9 months - Children	2,656	4,311	61.6%	58.0%	60.2%	58.9%
% of FP17s for the same patient ID Re-attending between 3 & 9 months - Adults	4,861	9,314	52.2%	50.9%	53.0%	50.8%
% of FP17s for Band 1 Urgent Courses	1,059	11,926	8.9%	10.1%	9.1%	9.1%
% of FP17s Relating to Free Repair or Replacements	114	11,926	1.0%	0.8%	1.0%	0.8%
% of FP17s Relating to Continuations	26	11,926	0.2%	0.9%	1.0%	0.9%
% of Patients satisfied with the dentistry they have received	1	1	N/A	92.8%	93.2%	92.5%
% of Patients satisfied with the time they had to wait for an appointment	1	1	N/A	86.8%	88.1%	87.0%

\* This is based on patients treated on this contract for their most recent course of treatment.

Figures in italics indicate the base number of FP17s or Patient Questionnaire responses are less than 100. N/A is shown where the base number of responses is less than 10 during the period. % is calculated as Quantity/Base number\*100

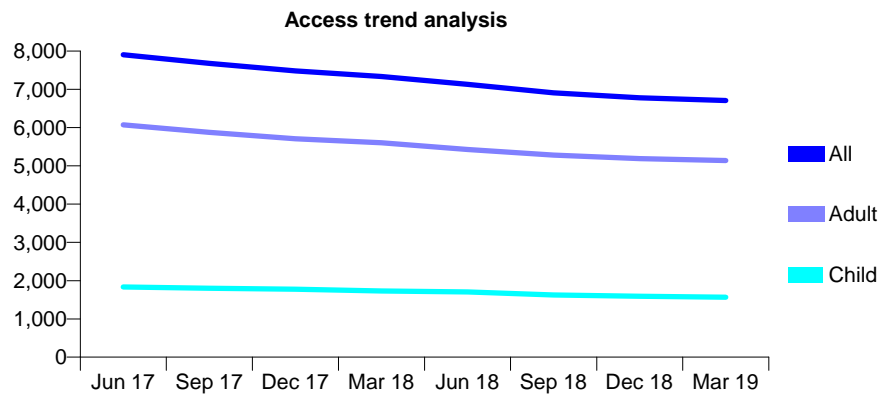
## Q46 - Vital Signs At a Glance Contract Report for 155195/0001 - Year end March 2019

Name or company name	Bolton and Bury Dental Practice
Contract type name	GDS Contract
Purpose of contract	General
Contract start date	01/04/2012
Contract end date	

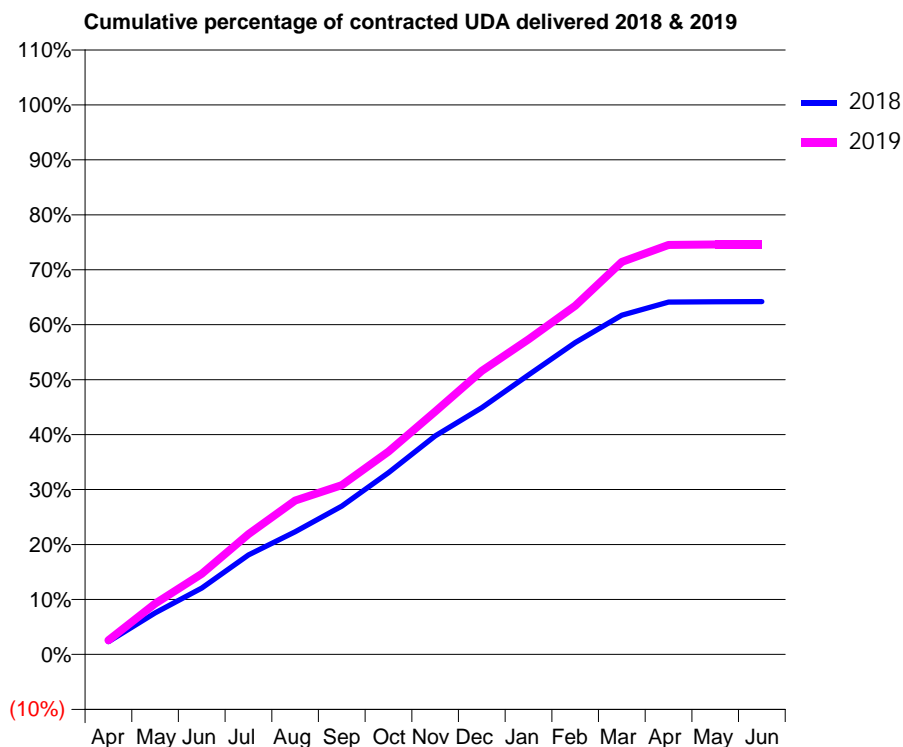
18/19 Contracted general activity (UDA)	28,500
Carry forward general activity (UDA)	0
18/19 Contracted orthodontic activity (UOA)	0
Carry forward orthodontic activity (UOA)	0
Baseline contract value	£877,604.67

### ACCESS\*

Patients seen in 24 months	Total	Change since previous quarter
Quarter ending March 2018	7,335	
Quarter ending June 2018	7,130	↓
Quarter ending September 2018	6,908	↓
Quarter ending December 2018	6,779	↓
Quarter ending March 2019	6,709	↓
<b>Variance since March 2018</b>	<b>(8.5%)</b>	<b>↓</b>



### ACTIVITY



Adjusted Scheduled Activity (UDA)		
Month	2018	2019
April	738	734
May	2,411	2,637
June	3,856	4,179
July	5,780	6,237
August	7,134	7,984
September	8,611	8,782
October	10,561	10,521
November	12,694	12,594
December	14,333	14,699
January	16,242	16,338
February	18,121	18,081
March	19,712	20,355
April	20,480	21,236
May	20,494	21,255
June	20,499	21,255

### QUALITY

	Quantity	Base Number	Contract	AT	Region	England
% of FP17s for the same patient ID Re-attending within 3 months - Children	175	2,027	8.6%	12.2%	12.3%	11.8%
% of FP17s for the same patient ID Re-attending within 3 months - Adults	1,241	6,809	18.2%	16.2%	15.9%	15.7%
% of FP17s for the same patient ID Re-attending between 3 & 9 months - Children	749	2,027	37.0%	58.0%	60.2%	58.9%
% of FP17s for the same patient ID Re-attending between 3 & 9 months - Adults	2,554	6,809	37.5%	50.9%	53.0%	50.8%
% of FP17s for Band 1 Urgent Courses	1,000	8,895	11.2%	10.1%	9.1%	9.1%
% of FP17s Relating to Free Repair or Replacements	56	8,895	0.6%	0.8%	1.0%	0.8%
% of FP17s Relating to Continuations	152	8,895	1.7%	0.9%	1.0%	0.9%
% of Patients satisfied with the dentistry they have received	2	2	N/A	92.8%	93.2%	92.5%
% of Patients satisfied with the time they had to wait for an appointment	2	2	N/A	86.8%	88.1%	87.0%

\* This is based on patients treated on this contract for their most recent course of treatment.

Figures in italics indicate the base number of FP17s or Patient Questionnaire responses are less than 100. N/A is shown where the base number of responses is less than 10 during the period. % is calculated as Quantity/Base number\*100

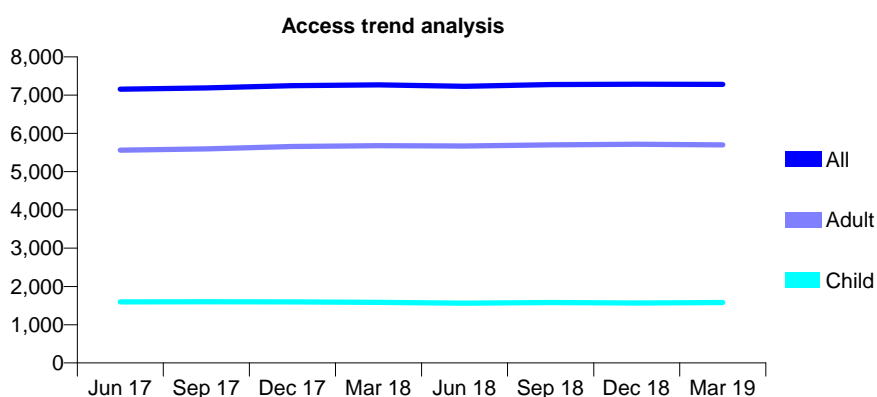
## Q46 - Vital Signs At a Glance Contract Report for 156140/0001 - Year end March 2019

Name or company name	Edgeley Dental Practice
Contract type name	GDS Contract
Purpose of contract	General
Contract start date	22/03/2007
Contract end date	

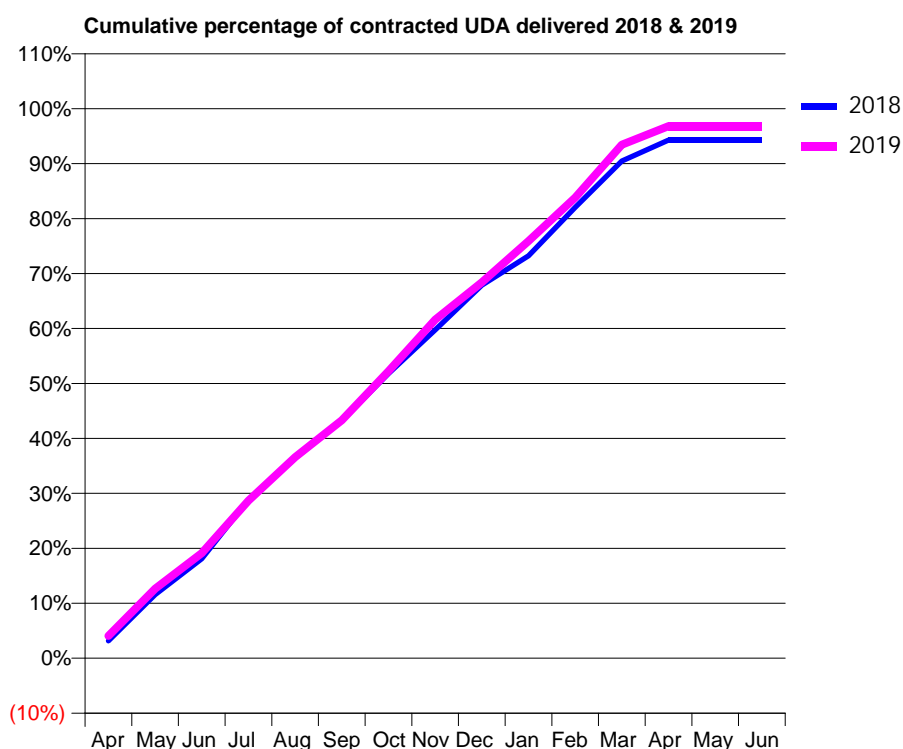
18/19 Contracted general activity (UDA)	22,636
Carry forward general activity (UDA)	0
18/19 Contracted orthodontic activity (UOA)	0
Carry forward orthodontic activity (UOA)	0
Baseline contract value	£740,150.66

### ACCESS\*

Patients seen in 24 months	Total	Change since previous quarter
Quarter ending March 2018	7,266	
Quarter ending June 2018	7,233	→
Quarter ending September 2018	7,278	→
Quarter ending December 2018	7,282	→
Quarter ending March 2019	7,279	→
<b>Variance since March 2018</b>	<b>0.2%</b>	<b>→</b>



### ACTIVITY



Adjusted Scheduled Activity (UDA)		
Month	2018	2019
April	716	920
May	2,624	2,864
June	4,095	4,329
July	6,523	6,488
August	8,254	8,288
September	9,778	9,803
October	11,727	11,823
November	13,528	13,942
December	15,360	15,484
January	16,574	17,184
February	18,575	18,976
March	20,483	21,151
April	21,342	21,913
May	21,342	21,913
June	21,342	21,913

### QUALITY

	Quantity	Base Number	Contract	AT	Region	England
% of FP17s for the same patient ID Re-attending within 3 months - Children	159	2,507	6.3%	12.2%	12.3%	11.8%
% of FP17s for the same patient ID Re-attending within 3 months - Adults	1,283	9,452	13.6%	16.2%	15.9%	15.7%
% of FP17s for the same patient ID Re-attending between 3 & 9 months - Children	1,566	2,507	62.5%	58.0%	60.2%	58.9%
% of FP17s for the same patient ID Re-attending between 3 & 9 months - Adults	6,055	9,452	64.1%	50.9%	53.0%	50.8%
% of FP17s for Band 1 Urgent Courses	948	11,964	7.9%	10.1%	9.1%	9.1%
% of FP17s Relating to Free Repair or Replacements	100	11,964	0.8%	0.8%	1.0%	0.8%
% of FP17s Relating to Continuations	118	11,964	1.0%	0.9%	1.0%	0.9%
% of Patients satisfied with the dentistry they have received	1	1	N/A	92.8%	93.2%	92.5%
% of Patients satisfied with the time they had to wait for an appointment	1	1	N/A	86.8%	88.1%	87.0%

\* This is based on patients treated on this contract for their most recent course of treatment. Figures in italics indicate the base number of FP17s or Patient Questionnaire responses are less than 100. N/A is shown where the base number of responses is less than 10 during the period. % is calculated as Quantity/Base number\*100

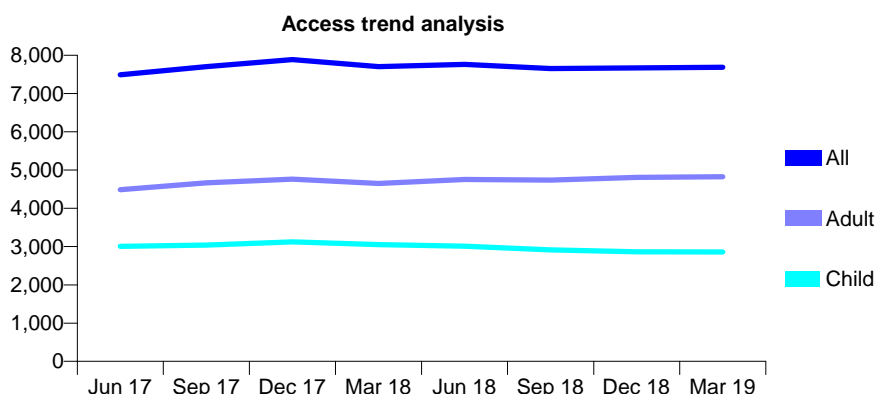
## Q46 - Vital Signs At a Glance Contract Report for 156523/0001 - Year end March 2019

Name or company name	Daylesford Associates Limited
Contract type name	GDS Contract
Purpose of contract	General
Contract start date	22/05/2008
Contract end date	

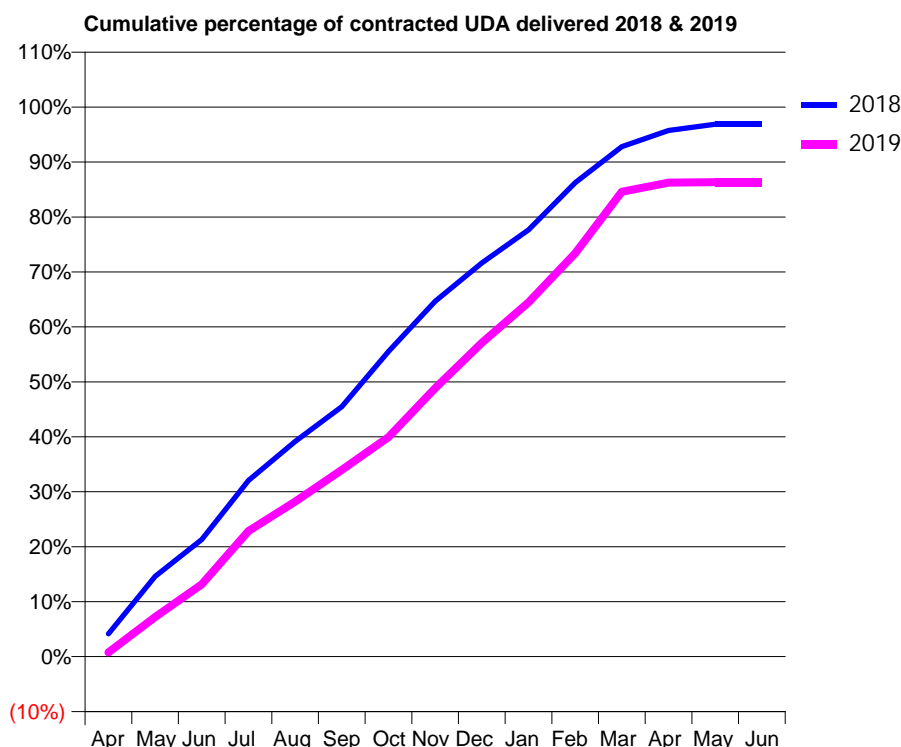
18/19 Contracted general activity (UDA)	21,288
Carry forward general activity (UDA)	670
18/19 Contracted orthodontic activity (UOA)	0
Carry forward orthodontic activity (UOA)	0
Baseline contract value	£603,745.09

### ACCESS\*

Patients seen in 24 months	Total	Change since previous quarter
Quarter ending March 2018	7,702	
Quarter ending June 2018	7,762	→
Quarter ending September 2018	7,652	↓
Quarter ending December 2018	7,671	→
Quarter ending March 2019	7,685	→
<b>Variance since March 2018</b>	<b>(0.2%)</b>	<b>→</b>



### ACTIVITY



Adjusted Scheduled Activity (UDA)		
Month	2018	2019
April	887	169
May	3,113	1,536
June	4,535	2,796
July	6,824	4,865
August	8,334	6,004
September	9,680	7,236
October	11,820	8,508
November	13,765	10,401
December	15,247	12,154
January	16,532	13,722
February	18,359	15,624
March	19,757	18,007
April	20,384	18,361
May	20,618	18,378
June	20,618	18,379

### QUALITY

	Quantity	Base Number	Contract	AT	Region	England
% of FP17s for the same patient ID Re-attending within 3 months - Children	309	4,297	7.2%	12.2%	12.3%	11.8%
% of FP17s for the same patient ID Re-attending within 3 months - Adults	846	5,963	14.2%	16.2%	15.9%	15.7%
% of FP17s for the same patient ID Re-attending between 3 & 9 months - Children	2,587	4,297	60.2%	58.0%	60.2%	58.9%
% of FP17s for the same patient ID Re-attending between 3 & 9 months - Adults	2,429	5,963	40.7%	50.9%	53.0%	50.8%
% of FP17s for Band 1 Urgent Courses	1,270	10,044	12.6%	10.1%	9.1%	9.1%
% of FP17s Relating to Free Repair or Replacements	15	10,044	0.1%	0.8%	1.0%	0.8%
% of FP17s Relating to Continuations	30	10,044	0.3%	0.9%	1.0%	0.9%
% of Patients satisfied with the dentistry they have received	0	0	N/A	92.8%	93.2%	92.5%
% of Patients satisfied with the time they had to wait for an appointment	0	0	N/A	86.8%	88.1%	87.0%

\* This is based on patients treated on this contract for their most recent course of treatment.  
 Figures in *italics* indicate the base number of FP17s or Patient Questionnaire responses are less than 100. N/A is shown where the base number of responses is less than 10 during the period. % is calculated as Quantity/Base number\*100

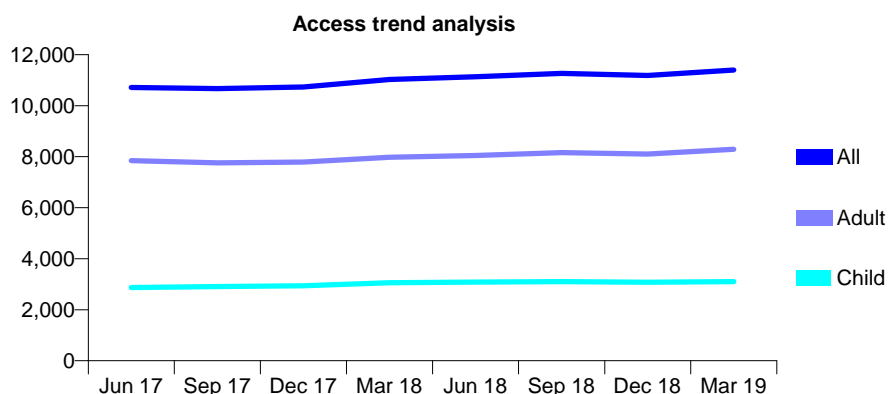
## Q46 - Vital Signs At a Glance Contract Report for 158216/0001 - Year end March 2019

Name or company name	Bredbury Dental Practice Ltd
Contract type name	GDS Contract
Purpose of contract	General
Contract start date	01/04/2008
Contract end date	

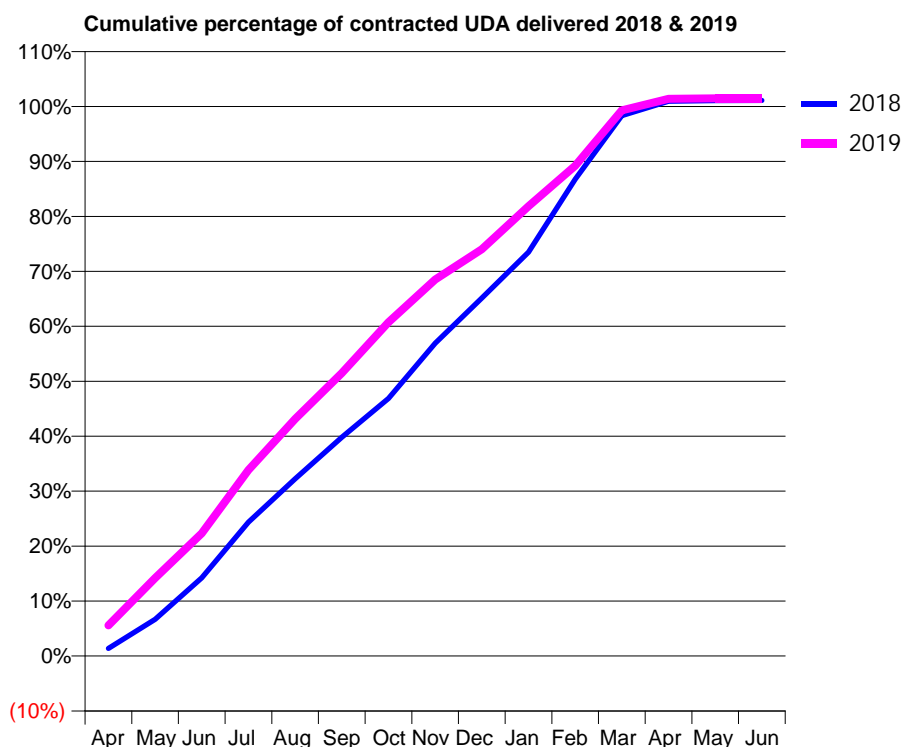
18/19 Contracted general activity (UDA)	29,008
Carry forward general activity (UDA)	-316
18/19 Contracted orthodontic activity (UOA)	0
Carry forward orthodontic activity (UOA)	0
Baseline contract value	£853,692.24

### ACCESS\*

Patients seen in 24 months	Total	Change since previous quarter
Quarter ending March 2018	11,031	
Quarter ending June 2018	11,135	→
Quarter ending September 2018	11,263	→
Quarter ending December 2018	11,181	→
Quarter ending March 2019	11,396	→
<b>Variance since March 2018</b>	<b>3.3%</b>	<b>↑</b>



### ACTIVITY



Adjusted Scheduled Activity (UDA)		
Month	2018	2019
April	402	1,615
May	1,939	4,124
June	4,130	6,478
July	7,068	9,824
August	9,362	12,517
September	11,548	14,935
October	13,597	17,614
November	16,508	19,878
December	18,896	21,465
January	21,321	23,739
February	25,170	25,879
March	28,522	28,802
April	29,286	29,412
May	29,319	29,435
June	29,324	29,435

### QUALITY

	Quantity	Base Number	Contract	AT	Region	England
% of FP17s for the same patient ID Re-attending within 3 months - Children	336	4,245	7.9%	12.2%	12.3%	11.8%
% of FP17s for the same patient ID Re-attending within 3 months - Adults	1,073	9,803	10.9%	16.2%	15.9%	15.7%
% of FP17s for the same patient ID Re-attending between 3 & 9 months - Children	2,621	4,245	61.7%	58.0%	60.2%	58.9%
% of FP17s for the same patient ID Re-attending between 3 & 9 months - Adults	4,466	9,803	45.6%	50.9%	53.0%	50.8%
% of FP17s for Band 1 Urgent Courses	783	13,466	5.8%	10.1%	9.1%	9.1%
% of FP17s Relating to Free Repair or Replacements	51	13,466	0.4%	0.8%	1.0%	0.8%
% of FP17s Relating to Continuations	167	13,466	1.2%	0.9%	1.0%	0.9%
% of Patients satisfied with the dentistry they have received	3	3	N/A	92.8%	93.2%	92.5%
% of Patients satisfied with the time they had to wait for an appointment	3	3	N/A	86.8%	88.1%	87.0%

\* This is based on patients treated on this contract for their most recent course of treatment.

Figures in italics indicate the base number of FP17s or Patient Questionnaire responses are less than 100. N/A is shown where the base number of responses is less than 10 during the period. % is calculated as Quantity/Base number\*100

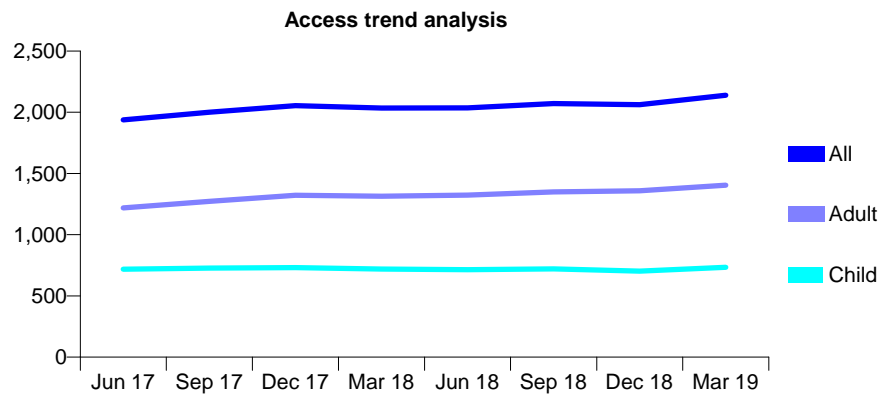
## Q46 - Vital Signs At a Glance Contract Report for 158453/0001 - Year end March 2019

Name or company name	Ravat and Ray Dental Care (Pemberton) Lt
Contract type name	GDS Contract
Purpose of contract	General
Contract start date	01/10/2013
Contract end date	

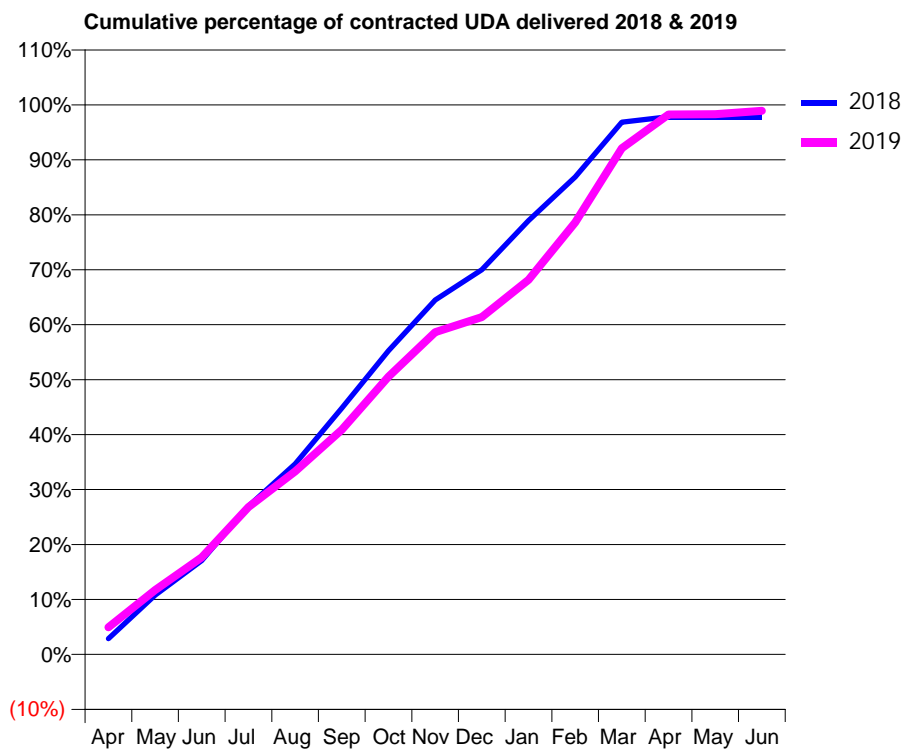
18/19 Contracted general activity (UDA)	6,500
Carry forward general activity (UDA)	11
18/19 Contracted orthodontic activity (UOA)	0
Carry forward orthodontic activity (UOA)	0
Baseline contract value	£201,156.63

### ACCESS\*

Patients seen in 24 months	Total	Change since previous quarter
Quarter ending March 2018	2,034	
Quarter ending June 2018	2,037	→
Quarter ending September 2018	2,071	→
Quarter ending December 2018	2,062	→
Quarter ending March 2019	2,139	↑
<b>Variance since March 2018</b>	<b>5.2%</b>	<b>↑</b>



### ACTIVITY



Adjusted Scheduled Activity (UDA)		
Month	2018	2019
April	187	321
May	701	762
June	1,111	1,148
July	1,753	1,742
August	2,253	2,165
September	2,913	2,657
October	3,593	3,285
November	4,192	3,812
December	4,549	3,990
January	5,130	4,431
February	5,648	5,111
March	6,294	5,987
April	6,359	6,385
May	6,359	6,389
June	6,359	6,430

### QUALITY

	Quantity	Base Number	Contract	AT	Region	England
% of FP17s for the same patient ID Re-attending within 3 months - Children	185	1,306	14.2%	12.2%	12.3%	11.8%
% of FP17s for the same patient ID Re-attending within 3 months - Adults	320	1,982	16.1%	16.2%	15.9%	15.7%
% of FP17s for the same patient ID Re-attending between 3 & 9 months - Children	816	1,306	62.5%	58.0%	60.2%	58.9%
% of FP17s for the same patient ID Re-attending between 3 & 9 months - Adults	957	1,982	48.3%	50.9%	53.0%	50.8%
% of FP17s for Band 1 Urgent Courses	426	3,447	12.4%	10.1%	9.1%	9.1%
% of FP17s Relating to Free Repair or Replacements	23	3,447	0.7%	0.8%	1.0%	0.8%
% of FP17s Relating to Continuations	18	3,447	0.5%	0.9%	1.0%	0.9%
% of Patients satisfied with the dentistry they have received	0	0	N/A	92.8%	93.2%	92.5%
% of Patients satisfied with the time they had to wait for an appointment	0	0	N/A	86.8%	88.1%	87.0%

\* This is based on patients treated on this contract for their most recent course of treatment.

Figures in italics indicate the base number of FP17s or Patient Questionnaire responses are less than 100. N/A is shown where the base number of responses is less than 10 during the period. % is calculated as Quantity/Base number\*100

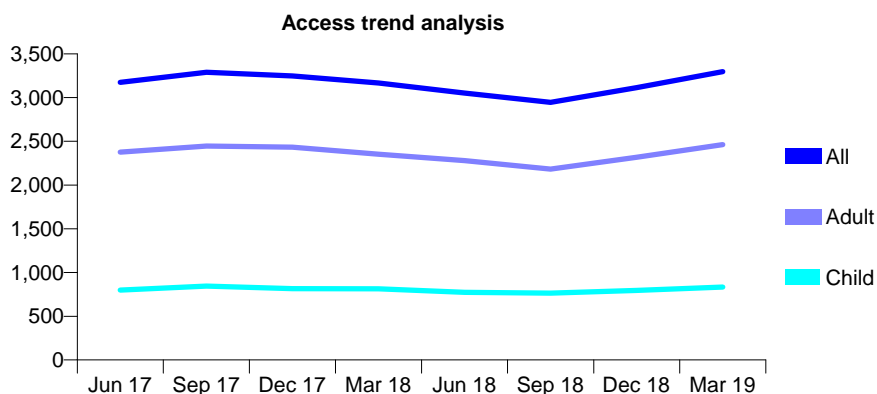
## Q46 - Vital Signs At a Glance Contract Report for 158550/0001 - Year end March 2019

Name or company name	Pearl Smile Limited
Contract type name	GDS Contract
Purpose of contract	General
Contract start date	01/03/2010
Contract end date	

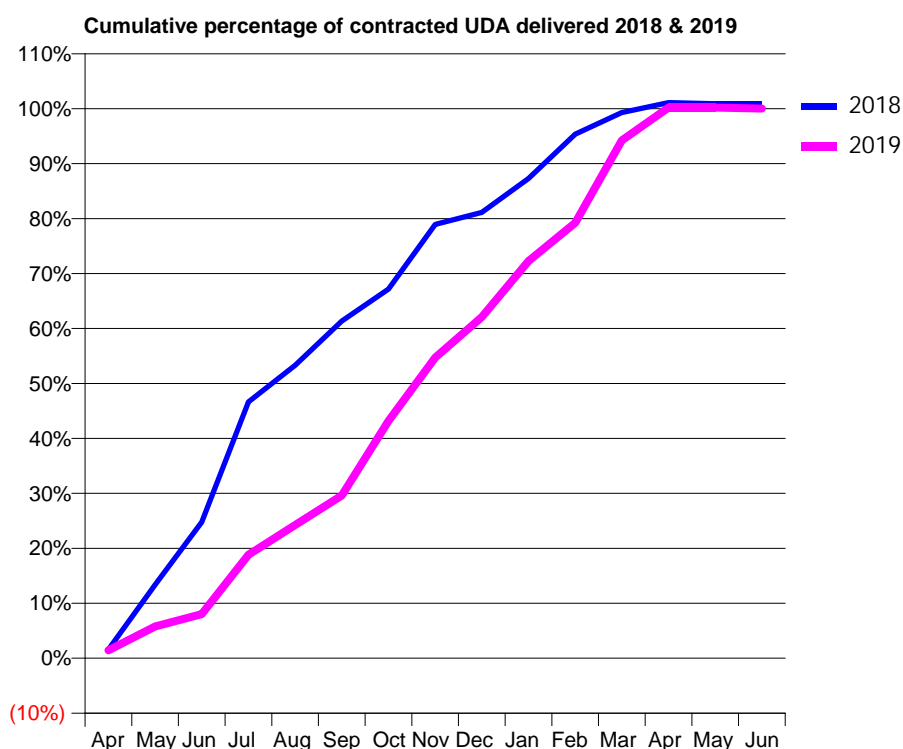
18/19 Contracted general activity (UDA)	9,882
Carry forward general activity (UDA)	-87
18/19 Contracted orthodontic activity (UOA)	0
Carry forward orthodontic activity (UOA)	0
Baseline contract value	£274,785.82

### ACCESS\*

Patients seen in 24 months	Total	Change since previous quarter
Quarter ending March 2018	3,167	
Quarter ending June 2018	3,053	↓
Quarter ending September 2018	2,946	↓
Quarter ending December 2018	3,114	↑
Quarter ending March 2019	3,296	↑
<b>Variance since March 2018</b>	<b>4.1%</b>	<b>↑</b>



### ACTIVITY



Adjusted Scheduled Activity (UDA)		
Month	2018	2019
April	156	143
May	1,322	571
June	2,448	792
July	4,610	1,862
August	5,267	2,398
September	6,063	2,925
October	6,637	4,266
November	7,800	5,406
December	8,016	6,132
January	8,628	7,142
February	9,422	7,829
March	9,813	9,311
April	9,992	9,900
May	9,969	9,900
June	9,969	9,884

### QUALITY

	Quantity	Base Number	Contract	AT	Region	England
% of FP17s for the same patient ID Re-attending within 3 months - Children	87	1,118	7.8%	12.2%	12.3%	11.8%
% of FP17s for the same patient ID Re-attending within 3 months - Adults	437	3,116	14.0%	16.2%	15.9%	15.7%
% of FP17s for the same patient ID Re-attending between 3 & 9 months - Children	514	1,118	46.0%	58.0%	60.2%	58.9%
% of FP17s for the same patient ID Re-attending between 3 & 9 months - Adults	1,229	3,116	39.4%	50.9%	53.0%	50.8%
% of FP17s for Band 1 Urgent Courses	521	4,330	12.0%	10.1%	9.1%	9.1%
% of FP17s Relating to Free Repair or Replacements	26	4,330	0.6%	0.8%	1.0%	0.8%
% of FP17s Relating to Continuations	0	4,330	0.0%	0.9%	1.0%	0.9%
% of Patients satisfied with the dentistry they have received	6	6	N/A	92.8%	93.2%	92.5%
% of Patients satisfied with the time they had to wait for an appointment	4	6	N/A	86.8%	88.1%	87.0%

\* This is based on patients treated on this contract for their most recent course of treatment. Figures in italics indicate the base number of FP17s or Patient Questionnaire responses are less than 100. N/A is shown where the base number of responses is less than 10 during the period. % is calculated as Quantity/Base number\*100



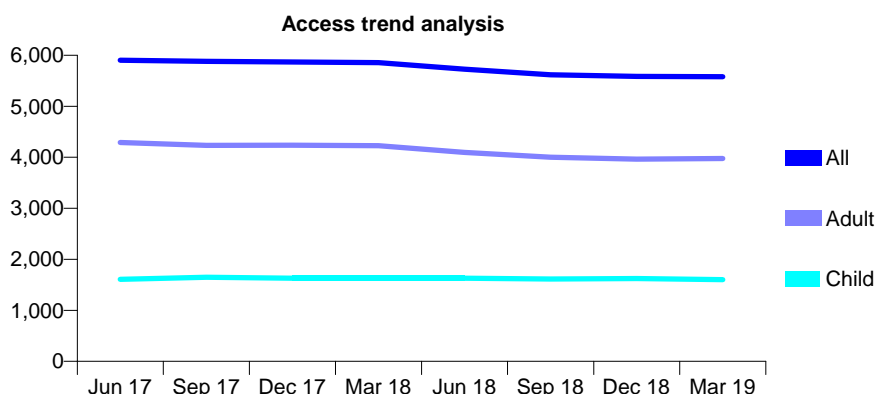
## Q46 - Vital Signs At a Glance Contract Report for 158674/0001 - Year end March 2019

Name or company name	IDH 418 Limited
Contract type name	GDS Contract
Purpose of contract	General
Contract start date	01/10/2008
Contract end date	

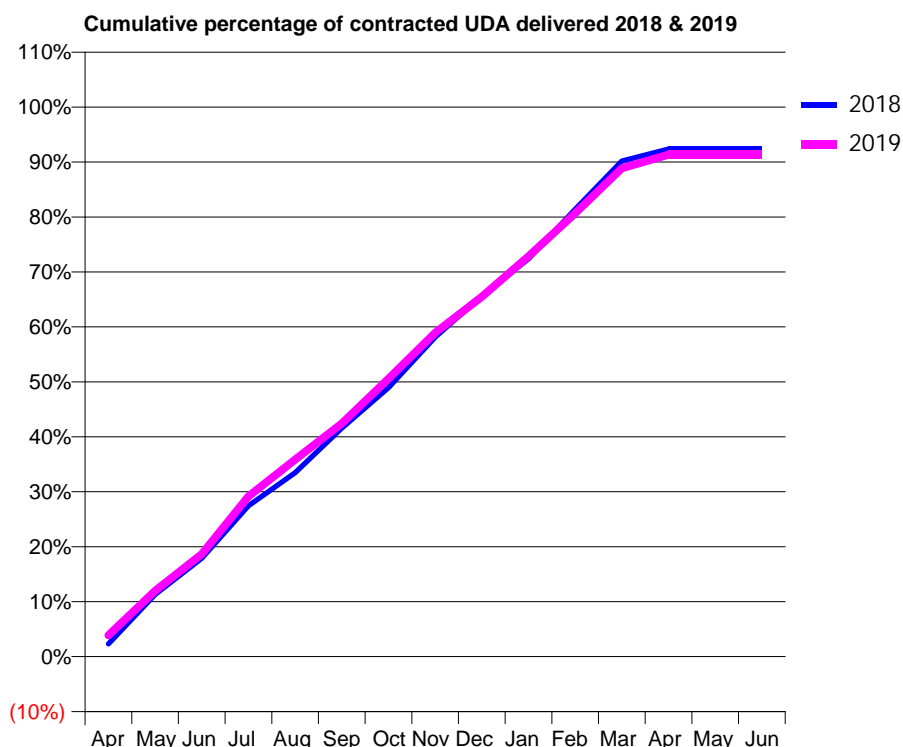
18/19 Contracted general activity (UDA)	15,889
Carry forward general activity (UDA)	0
18/19 Contracted orthodontic activity (UOA)	0
Carry forward orthodontic activity (UOA)	0
Baseline contract value	£579,566.92

### ACCESS\*

Patients seen in 24 months	Total	Change since previous quarter
Quarter ending March 2018	5,856	
Quarter ending June 2018	5,727	↓
Quarter ending September 2018	5,616	↓
Quarter ending December 2018	5,585	→
Quarter ending March 2019	5,581	→
<b>Variance since March 2018</b>	<b>(4.7%)</b>	<b>↓</b>



### ACTIVITY



Month	Adjusted Scheduled Activity (UDA)	
	2018	2019
April	367	618
May	1,798	1,903
June	2,842	2,962
July	4,362	4,632
August	5,319	5,696
September	6,606	6,743
October	7,775	8,035
November	9,236	9,363
December	10,426	10,406
January	11,501	11,576
February	12,933	12,817
March	14,332	14,117
April	14,677	14,515
May	14,677	14,516
June	14,677	14,516

### QUALITY

	Quantity	Base Number	Contract	AT	Region	England
% of FP17s for the same patient ID Re-attending within 3 months - Children	122	2,262	5.4%	12.2%	12.3%	11.8%
% of FP17s for the same patient ID Re-attending within 3 months - Adults	541	4,997	10.8%	16.2%	15.9%	15.7%
% of FP17s for the same patient ID Re-attending between 3 & 9 months - Children	1,250	2,262	55.3%	58.0%	60.2%	58.9%
% of FP17s for the same patient ID Re-attending between 3 & 9 months - Adults	2,433	4,997	48.7%	50.9%	53.0%	50.8%
% of FP17s for Band 1 Urgent Courses	230	7,281	3.2%	10.1%	9.1%	9.1%
% of FP17s Relating to Free Repair or Replacements	67	7,281	0.9%	0.8%	1.0%	0.8%
% of FP17s Relating to Continuations	143	7,281	2.0%	0.9%	1.0%	0.9%
% of Patients satisfied with the dentistry they have received	1	1	N/A	92.8%	93.2%	92.5%
% of Patients satisfied with the time they had to wait for an appointment	1	1	N/A	86.8%	88.1%	87.0%

\* This is based on patients treated on this contract for their most recent course of treatment.  
 Figures in *italics* indicate the base number of FP17s or Patient Questionnaire responses are less than 100. N/A is shown where the base number of responses is less than 10 during the period. % is calculated as Quantity/Base number\*100

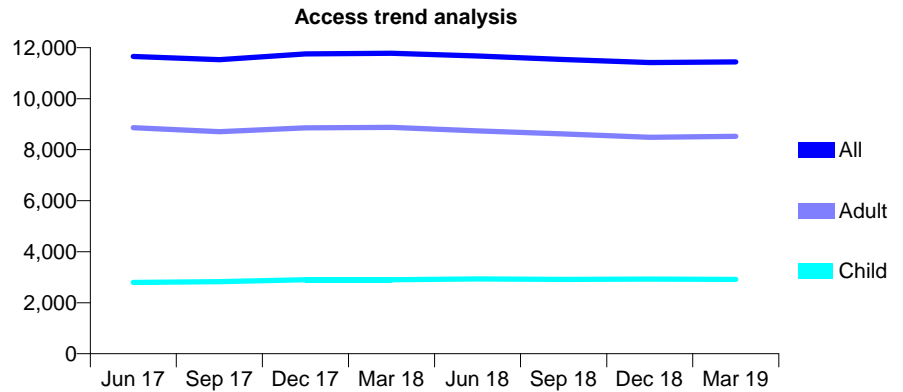
## Q46 - Vital Signs At a Glance Contract Report for 160059/0001 - Year end March 2019

Name or company name	REVIVE DENTAL CARE LIMITED
Contract type name	Pilot Contract
Purpose of contract	General
Contract start date	01/01/2015
Contract end date	

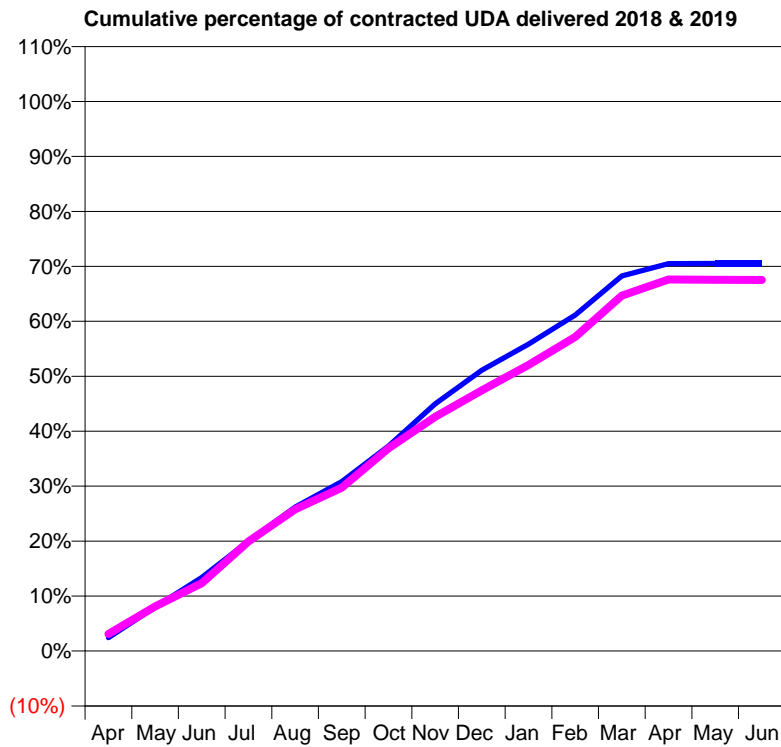
18/19 Contracted general activity (UDA)	28,580
Carry forward general activity (UDA)	0
18/19 Contracted orthodontic activity (UOA)	0
Carry forward orthodontic activity (UOA)	0
Baseline contract value	£1,034,353.33

### ACCESS\*

Patients seen in 24 months	Total	Change since previous quarter
Quarter ending March 2018	11,781	
Quarter ending June 2018	11,671	→
Quarter ending September 2018	11,537	↓
Quarter ending December 2018	11,415	↓
Quarter ending March 2019	11,444	→
<b>Variance since March 2018</b>	<b>(2.9%)</b>	<b>↓</b>



### ACTIVITY



Adjusted Scheduled Activity (UDA)		
Month	2018	2019
April	699	892
May	2,282	2,318
June	3,825	3,525
July	5,719	5,699
August	7,484	7,371
September	8,814	8,490
October	10,653	10,539
November	12,854	12,183
December	14,601	13,554
January	15,965	14,879
February	17,471	16,339
March	19,505	18,481
April	20,146	19,317
May	20,155	19,307
June	20,152	19,299

### QUALITY

	Quantity	Base Number	Contract	AT	Region	England
% of FP17s for the same patient ID Re-attending within 3 months - Children	213	3,198	6.7%	12.2%	12.3%	11.8%
% of FP17s for the same patient ID Re-attending within 3 months - Adults	1,058	7,822	13.5%	16.2%	15.9%	15.7%
% of FP17s for the same patient ID Re-attending between 3 & 9 months - Children	1,185	3,198	37.1%	58.0%	60.2%	58.9%
% of FP17s for the same patient ID Re-attending between 3 & 9 months - Adults	1,362	7,822	17.4%	50.9%	53.0%	50.8%
% of FP17s for Band 1 Urgent Courses	1,940	10,999	17.6%	10.1%	9.1%	9.1%
% of FP17s Relating to Free Repair or Replacements	16	10,999	0.1%	0.8%	1.0%	0.8%
% of FP17s Relating to Continuations	5	10,999	0.0%	0.9%	1.0%	0.9%
% of Patients satisfied with the dentistry they have received	3	3	N/A	92.8%	93.2%	92.5%
% of Patients satisfied with the time they had to wait for an appointment	3	3	N/A	86.8%	88.1%	87.0%

\* This is based on patients treated on this contract for their most recent course of treatment.

Figures in italics indicate the base number of FP17s or Patient Questionnaire responses are less than 100. N/A is shown where the base number of responses is less than 10 during the period. % is calculated as Quantity/Base number\*100

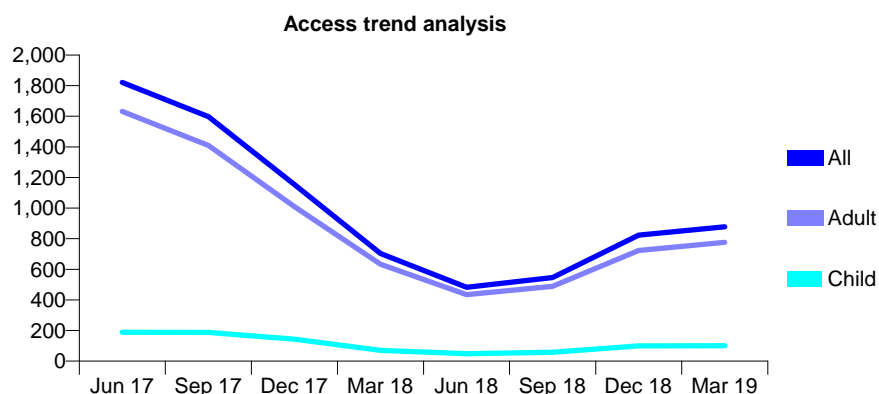
## Q46 - Vital Signs At a Glance Contract Report for 160059/0004 - Year end March 2019

Name or company name	REVIVE DENTAL CARE LIMITED
Contract type name	GDS Contract
Purpose of contract	General
Contract start date	01/01/2015
Contract end date	

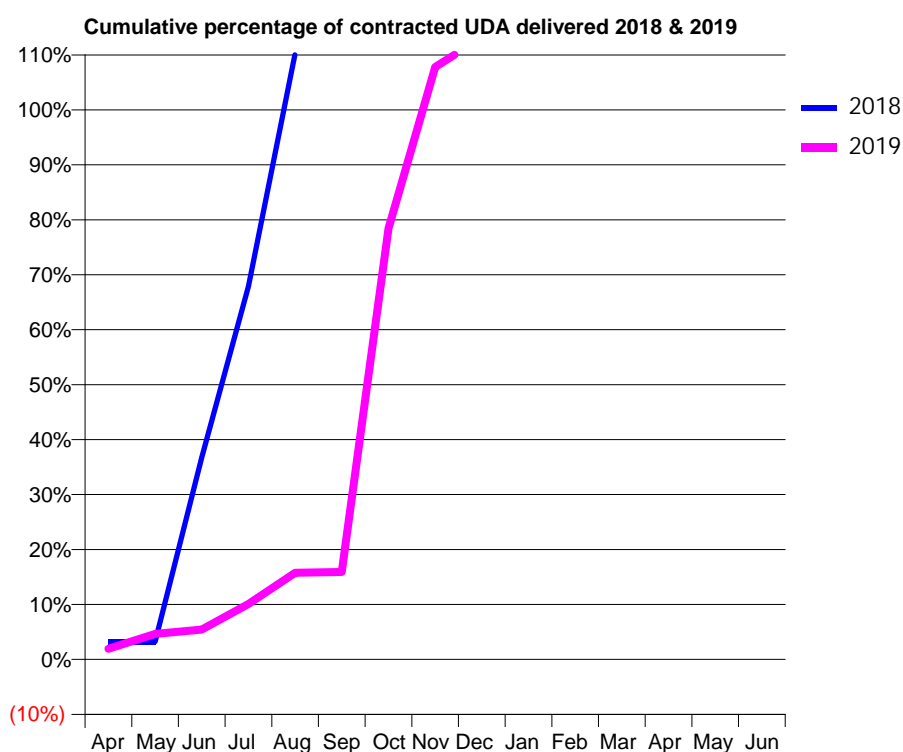
18/19 Contracted general activity (UDA)	918
Carry forward general activity (UDA)	-18
18/19 Contracted orthodontic activity (UOA)	0
Carry forward orthodontic activity (UOA)	0
Baseline contract value	£51,779.51

### ACCESS\*

Patients seen in 24 months	Total	Change since previous quarter
Quarter ending March 2018	704	
Quarter ending June 2018	482	↓
Quarter ending September 2018	547	↑
Quarter ending December 2018	823	↑
Quarter ending March 2019	878	↑
<b>Variance since March 2018</b>	<b>24.7%</b>	<b>↑</b>



### ACTIVITY



Adjusted Scheduled Activity (UDA)		
Month	2018	2019
April	30	18
May	30	43
June	337	50
July	623	93
August	1,011	145
September	1,394	146
October	1,616	720
November	1,710	990
December	1,710	1,039
January	1,741	1,187
February	1,748	1,270
March	1,751	1,325
April	1,766	1,397
May	1,782	1,397
June	1,782	1,397

### QUALITY

	Quantity	Base Number	Contract	AT	Region	England
% of FP17s for the same patient ID Re-attending within 3 months - Children	3	140	2.1%	12.2%	12.3%	11.8%
% of FP17s for the same patient ID Re-attending within 3 months - Adults	32	855	3.7%	16.2%	15.9%	15.7%
% of FP17s for the same patient ID Re-attending between 3 & 9 months - Children	1	140	0.7%	58.0%	60.2%	58.9%
% of FP17s for the same patient ID Re-attending between 3 & 9 months - Adults	21	855	2.5%	50.9%	53.0%	50.8%
% of FP17s for Band 1 Urgent Courses	733	999	73.4%	10.1%	9.1%	9.1%
% of FP17s Relating to Free Repair or Replacements	1	999	0.1%	0.8%	1.0%	0.8%
% of FP17s Relating to Continuations	0	999	0.0%	0.9%	1.0%	0.9%
% of Patients satisfied with the dentistry they have received	0	0	N/A	92.8%	93.2%	92.5%
% of Patients satisfied with the time they had to wait for an appointment	0	0	N/A	86.8%	88.1%	87.0%

\* This is based on patients treated on this contract for their most recent course of treatment.

Figures in italics indicate the base number of FP17s or Patient Questionnaire responses are less than 100. N/A is shown where the base number of responses is less than 10 during the period. % is calculated as Quantity/Base number\*100

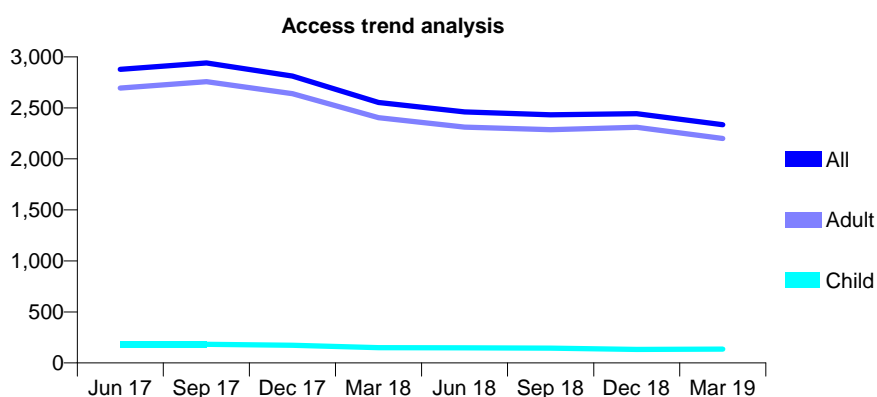
## Q46 - Vital Signs At a Glance Contract Report for 160059/0005 - Year end March 2019

Name or company name	REVIVE DENTAL CARE LIMITED
Contract type name	PDS Contract
Purpose of contract	General
Contract start date	01/01/2015
Contract end date	30/09/2019

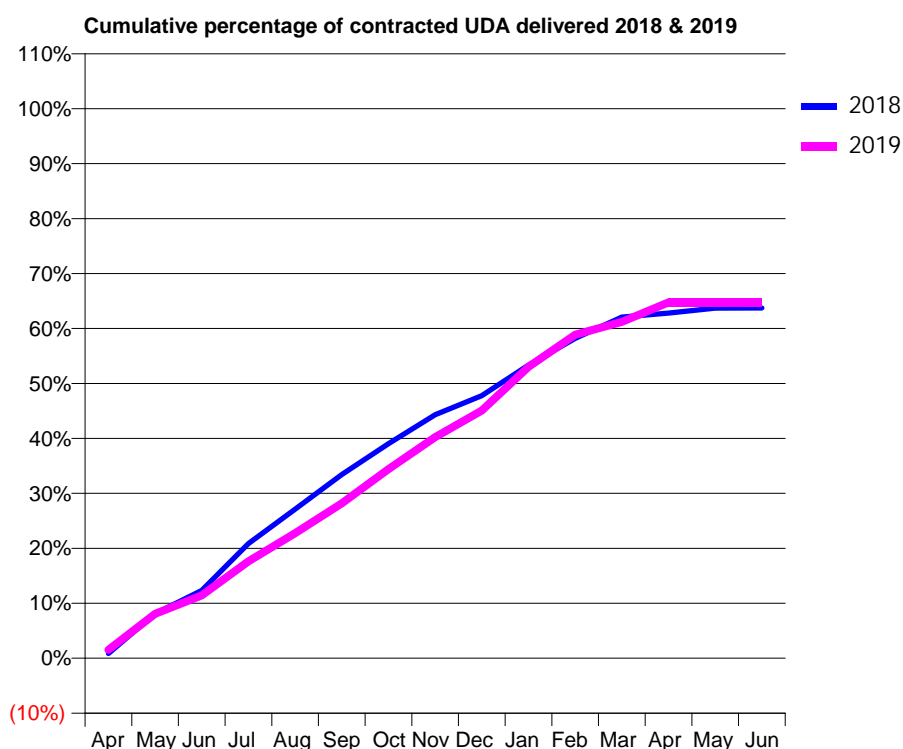
18/19 Contracted general activity (UDA)	4,800
Carry forward general activity (UDA)	0
18/19 Contracted orthodontic activity (UOA)	0
Carry forward orthodontic activity (UOA)	0
Baseline contract value	£155,640.17

### ACCESS\*

Patients seen in 24 months	Total	Change since previous quarter
Quarter ending March 2018	2,554	
Quarter ending June 2018	2,461	↓
Quarter ending September 2018	2,432	↓
Quarter ending December 2018	2,442	→
Quarter ending March 2019	2,335	↓
<b>Variance since March 2018</b>	<b>(8.6%)</b>	<b>↓</b>



### ACTIVITY



Adjusted Scheduled Activity (UDA)		
Month	2018	2019
April	41	74
May	389	389
June	592	549
July	1,001	847
August	1,303	1,093
September	1,605	1,353
October	1,874	1,651
November	2,127	1,931
December	2,292	2,164
January	2,561	2,544
February	2,794	2,826
March	2,980	2,937
April	3,015	3,108
May	3,058	3,108
June	3,059	3,108

### QUALITY

	Quantity	Base Number	Contract	AT	Region	England
% of FP17s for the same patient ID Re-attending within 3 months - Children	11	203	5.4%	12.2%	12.3%	11.8%
% of FP17s for the same patient ID Re-attending within 3 months - Adults	189	2,354	8.0%	16.2%	15.9%	15.7%
% of FP17s for the same patient ID Re-attending between 3 & 9 months - Children	7	203	3.4%	58.0%	60.2%	58.9%
% of FP17s for the same patient ID Re-attending between 3 & 9 months - Adults	86	2,354	3.7%	50.9%	53.0%	50.8%
% of FP17s for Band 1 Urgent Courses	2,600	2,605	99.8%	10.1%	9.1%	9.1%
% of FP17s Relating to Free Repair or Replacements	1	2,605	0.0%	0.8%	1.0%	0.8%
% of FP17s Relating to Continuations	0	2,605	0.0%	0.9%	1.0%	0.9%
% of Patients satisfied with the dentistry they have received	0	0	N/A	92.8%	93.2%	92.5%
% of Patients satisfied with the time they had to wait for an appointment	0	0	N/A	86.8%	88.1%	87.0%

\* This is based on patients treated on this contract for their most recent course of treatment.

Figures in italics indicate the base number of FP17s or Patient Questionnaire responses are less than 100. N/A is shown where the base number of responses is less than 10 during the period. % is calculated as Quantity/Base number\*100

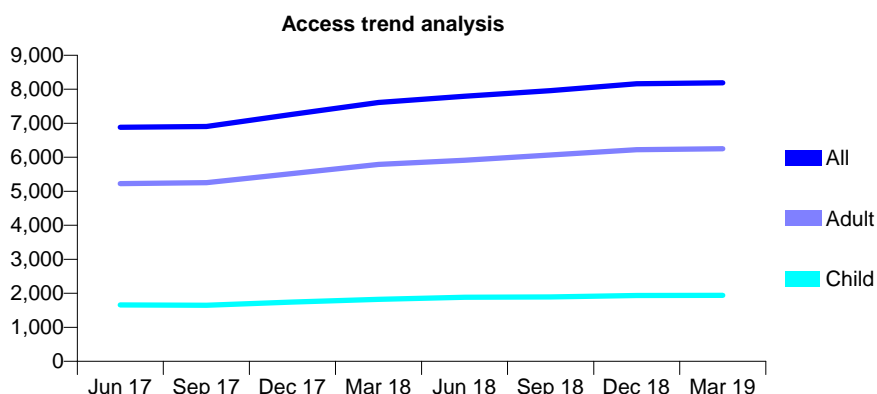
## Q46 - Vital Signs At a Glance Contract Report for 160059/0007 - Year end March 2019

Name or company name	REVIVE DENTAL CARE LIMITED
Contract type name	GDS Contract
Purpose of contract	General
Contract start date	01/01/2015
Contract end date	

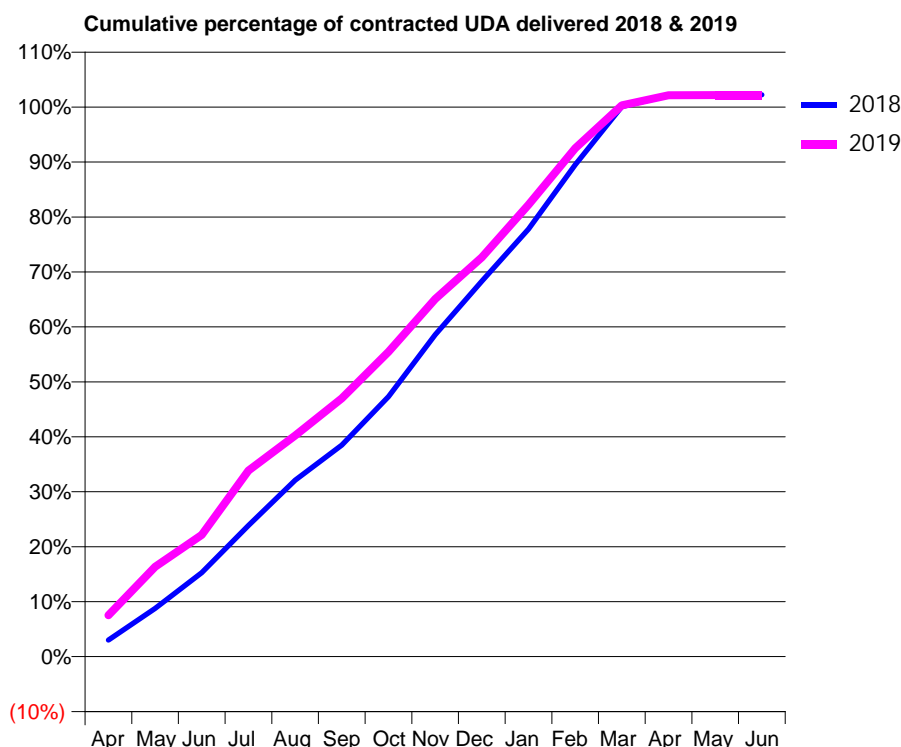
18/19 Contracted general activity (UDA)	20,000
Carry forward general activity (UDA)	-400
18/19 Contracted orthodontic activity (UOA)	0
Carry forward orthodontic activity (UOA)	0
Baseline contract value	£502,826.96

### ACCESS\*

Patients seen in 24 months	Total	Change since previous quarter
Quarter ending March 2018	7,615	
Quarter ending June 2018	7,794	↑
Quarter ending September 2018	7,958	↑
Quarter ending December 2018	8,162	↑
Quarter ending March 2019	8,192	→
<b>Variance since March 2018</b>	<b>7.6%</b>	<b>↑</b>



### ACTIVITY



Adjusted Scheduled Activity (UDA)		
Month	2018	2019
April	606	1,508
May	1,756	3,272
June	3,055	4,430
July	4,775	6,772
August	6,424	8,048
September	7,699	9,399
October	9,461	11,092
November	11,716	13,017
December	13,658	14,531
January	15,564	16,448
February	17,903	18,501
March	20,015	20,063
April	20,421	20,429
May	20,438	20,434
June	20,446	20,434

### QUALITY

	Quantity	Base Number	Contract	AT	Region	England
% of FP17s for the same patient ID Re-attending within 3 months - Children	224	2,740	8.2%	12.2%	12.3%	11.8%
% of FP17s for the same patient ID Re-attending within 3 months - Adults	1,443	7,339	19.7%	16.2%	15.9%	15.7%
% of FP17s for the same patient ID Re-attending between 3 & 9 months - Children	1,625	2,740	59.3%	58.0%	60.2%	58.9%
% of FP17s for the same patient ID Re-attending between 3 & 9 months - Adults	2,381	7,339	32.4%	50.9%	53.0%	50.8%
% of FP17s for Band 1 Urgent Courses	2,109	10,039	21.0%	10.1%	9.1%	9.1%
% of FP17s Relating to Free Repair or Replacements	87	10,039	0.9%	0.8%	1.0%	0.8%
% of FP17s Relating to Continuations	29	10,039	0.3%	0.9%	1.0%	0.9%
% of Patients satisfied with the dentistry they have received	4	4	N/A	92.8%	93.2%	92.5%
% of Patients satisfied with the time they had to wait for an appointment	4	4	N/A	86.8%	88.1%	87.0%

\* This is based on patients treated on this contract for their most recent course of treatment.  
 Figures in *italics* indicate the base number of FP17s or Patient Questionnaire responses are less than 100. N/A is shown where the base number of responses is less than 10 during the period. % is calculated as Quantity/Base number\*100

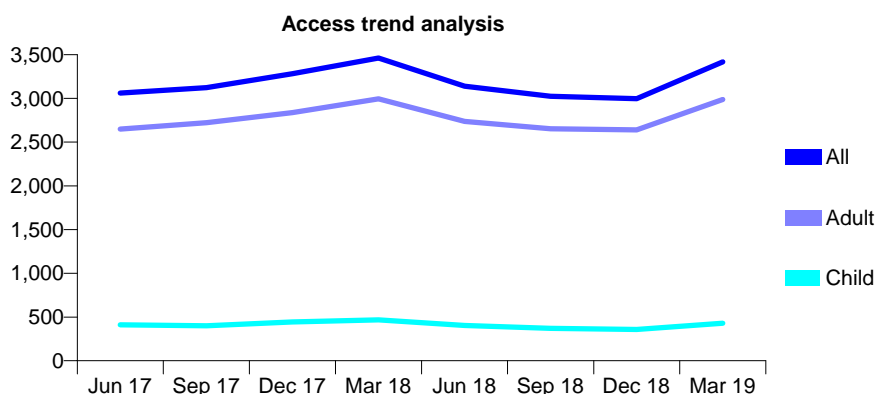
## Q46 - Vital Signs At a Glance Contract Report for 160059/0008 - Year end March 2019

Name or company name	REVIVE DENTAL CARE LIMITED
Contract type name	GDS Contract
Purpose of contract	General
Contract start date	01/01/2015
Contract end date	

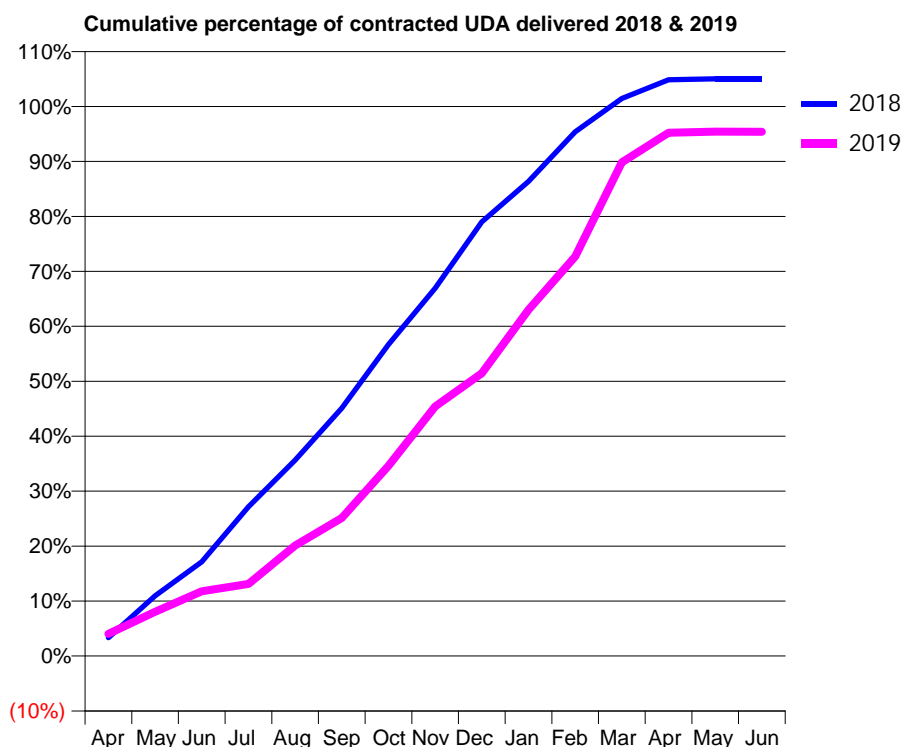
18/19 Contracted general activity (UDA)	8,032
Carry forward general activity (UDA)	-161
18/19 Contracted orthodontic activity (UOA)	0
Carry forward orthodontic activity (UOA)	0
Baseline contract value	£273,060.98

### ACCESS\*

Patients seen in 24 months	Total	Change since previous quarter
Quarter ending March 2018	3,461	
Quarter ending June 2018	3,139	↓
Quarter ending September 2018	3,024	↓
Quarter ending December 2018	2,996	→
Quarter ending March 2019	3,418	↑
<b>Variance since March 2018</b>	<b>(1.2%)</b>	<b>↓</b>



### ACTIVITY



Adjusted Scheduled Activity (UDA)		
Month	2018	2019
April	268	324
May	880	647
June	1,378	947
July	2,182	1,054
August	2,865	1,614
September	3,622	2,018
October	4,553	2,781
November	5,376	3,648
December	6,345	4,133
January	6,935	5,061
February	7,661	5,839
March	8,147	7,215
April	8,420	7,648
May	8,437	7,665
June	8,437	7,662

### QUALITY

	Quantity	Base Number	Contract	AT	Region	England
% of FP17s for the same patient ID Re-attending within 3 months - Children	60	592	10.1%	12.2%	12.3%	11.8%
% of FP17s for the same patient ID Re-attending within 3 months - Adults	395	3,093	12.8%	16.2%	15.9%	15.7%
% of FP17s for the same patient ID Re-attending between 3 & 9 months - Children	232	592	39.2%	58.0%	60.2%	58.9%
% of FP17s for the same patient ID Re-attending between 3 & 9 months - Adults	508	3,093	16.4%	50.9%	53.0%	50.8%
% of FP17s for Band 1 Urgent Courses	764	3,665	20.8%	10.1%	9.1%	9.1%
% of FP17s Relating to Free Repair or Replacements	23	3,665	0.6%	0.8%	1.0%	0.8%
% of FP17s Relating to Continuations	0	3,665	0.0%	0.9%	1.0%	0.9%
% of Patients satisfied with the dentistry they have received	0	0	N/A	92.8%	93.2%	92.5%
% of Patients satisfied with the time they had to wait for an appointment	0	0	N/A	86.8%	88.1%	87.0%

\* This is based on patients treated on this contract for their most recent course of treatment.

Figures in italics indicate the base number of FP17s or Patient Questionnaire responses are less than 100. N/A is shown where the base number of responses is less than 10 during the period. % is calculated as Quantity/Base number\*100

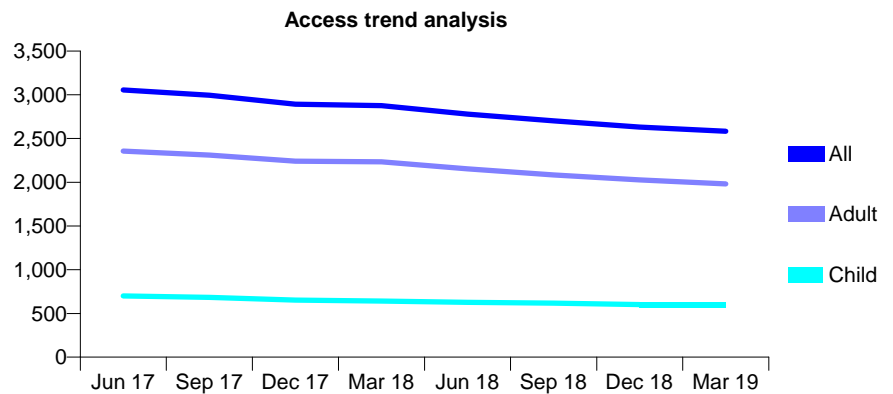
## Q46 - Vital Signs At a Glance Contract Report for 160288/0001 - Year end March 2019

Name or company name	Allan Dental Practice
Contract type name	GDS Contract
Purpose of contract	General
Contract start date	01/09/2012
Contract end date	

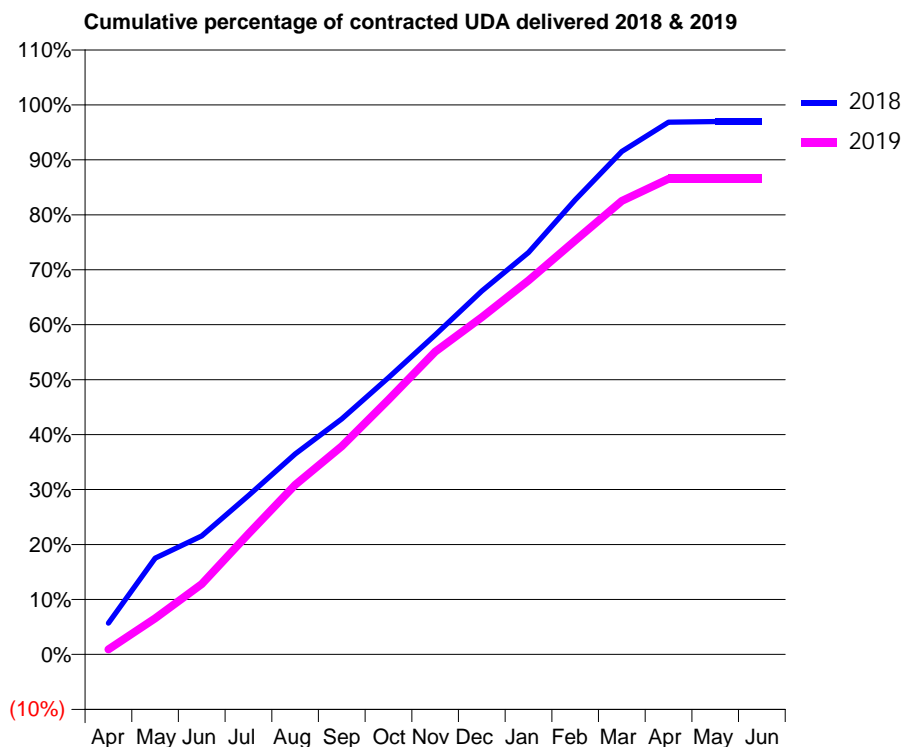
18/19 Contracted general activity (UDA)	9,486
Carry forward general activity (UDA)	199
18/19 Contracted orthodontic activity (UOA)	0
Carry forward orthodontic activity (UOA)	0
Baseline contract value	£320,617.52

### ACCESS\*

Patients seen in 24 months	Total	Change since previous quarter
Quarter ending March 2018	2,876	
Quarter ending June 2018	2,779	↓
Quarter ending September 2018	2,702	↓
Quarter ending December 2018	2,630	↓
Quarter ending March 2019	2,582	↓
<b>Variance since March 2018</b>	<b>(10.2%)</b>	<b>↓</b>



### ACTIVITY



Adjusted Scheduled Activity (UDA)		
Month	2018	2019
April	541	89
May	1,663	623
June	2,044	1,214
July	2,742	2,082
August	3,460	2,926
September	4,066	3,591
October	4,777	4,399
November	5,517	5,225
December	6,271	5,819
January	6,936	6,453
February	7,846	7,144
March	8,683	7,827
April	9,185	8,208
May	9,197	8,211
June	9,197	8,211

### QUALITY

	Quantity	Base Number	Contract	AT	Region	England
% of FP17s for the same patient ID Re-attending within 3 months - Children	53	904	5.9%	12.2%	12.3%	11.8%
% of FP17s for the same patient ID Re-attending within 3 months - Adults	427	2,930	14.6%	16.2%	15.9%	15.7%
% of FP17s for the same patient ID Re-attending between 3 & 9 months - Children	579	904	64.0%	58.0%	60.2%	58.9%
% of FP17s for the same patient ID Re-attending between 3 & 9 months - Adults	1,817	2,930	62.0%	50.9%	53.0%	50.8%
% of FP17s for Band 1 Urgent Courses	402	3,800	10.6%	10.1%	9.1%	9.1%
% of FP17s Relating to Free Repair or Replacements	21	3,800	0.6%	0.8%	1.0%	0.8%
% of FP17s Relating to Continuations	23	3,800	0.6%	0.9%	1.0%	0.9%
% of Patients satisfied with the dentistry they have received	1	1	N/A	92.8%	93.2%	92.5%
% of Patients satisfied with the time they had to wait for an appointment	1	1	N/A	86.8%	88.1%	87.0%

\* This is based on patients treated on this contract for their most recent course of treatment. Figures in italics indicate the base number of FP17s or Patient Questionnaire responses are less than 100. N/A is shown where the base number of responses is less than 10 during the period. % is calculated as Quantity/Base number\*100



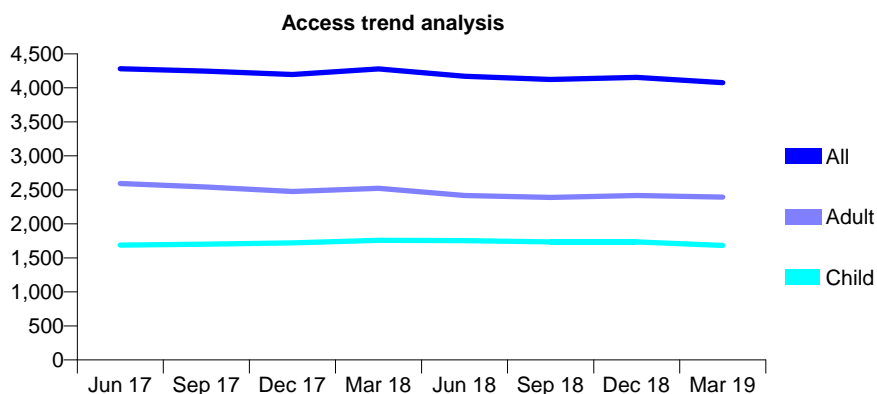
## Q46 - Vital Signs At a Glance Contract Report for 160717/0001 - Year end March 2019

Name or company name	Archway (Manchester) Ltd
Contract type name	GDS Contract
Purpose of contract	General
Contract start date	01/11/2013
Contract end date	

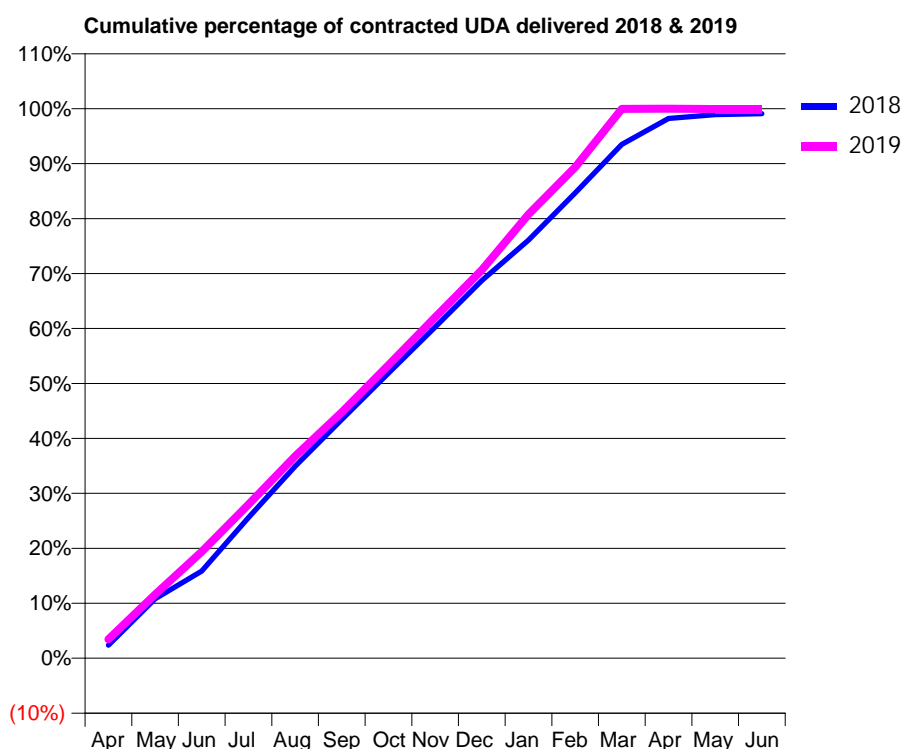
18/19 Contracted general activity (UDA)	11,850
Carry forward general activity (UDA)	107
18/19 Contracted orthodontic activity (UOA)	0
Carry forward orthodontic activity (UOA)	0
Baseline contract value	£441,176.01

### ACCESS\*

Patients seen in 24 months	Total	Change since previous quarter
Quarter ending March 2018	4,280	
Quarter ending June 2018	4,170	↓
Quarter ending September 2018	4,125	↓
Quarter ending December 2018	4,153	→
Quarter ending March 2019	4,077	↓
<b>Variance since March 2018</b>	<b>(4.7%)</b>	<b>↓</b>



### ACTIVITY



Adjusted Scheduled Activity (UDA)		
Month	2018	2019
April	283	410
May	1,282	1,377
June	1,880	2,298
July	3,033	3,314
August	4,138	4,357
September	5,148	5,304
October	6,148	6,322
November	7,143	7,352
December	8,143	8,369
January	9,017	9,571
February	10,036	10,590
March	11,077	11,845
April	11,638	11,848
May	11,720	11,844
June	11,743	11,844

### QUALITY

	Quantity	Base Number	Contract	AT	Region	England
% of FP17s for the same patient ID Re-attending within 3 months - Children	367	2,630	14.0%	12.2%	12.3%	11.8%
% of FP17s for the same patient ID Re-attending within 3 months - Adults	613	3,027	20.3%	16.2%	15.9%	15.7%
% of FP17s for the same patient ID Re-attending between 3 & 9 months - Children	1,374	2,630	52.2%	58.0%	60.2%	58.9%
% of FP17s for the same patient ID Re-attending between 3 & 9 months - Adults	1,319	3,027	43.6%	50.9%	53.0%	50.8%
% of FP17s for Band 1 Urgent Courses	197	5,374	3.7%	10.1%	9.1%	9.1%
% of FP17s Relating to Free Repair or Replacements	13	5,374	0.2%	0.8%	1.0%	0.8%
% of FP17s Relating to Continuations	25	5,374	0.5%	0.9%	1.0%	0.9%
% of Patients satisfied with the dentistry they have received	0	0	N/A	92.8%	93.2%	92.5%
% of Patients satisfied with the time they had to wait for an appointment	0	0	N/A	86.8%	88.1%	87.0%

\* This is based on patients treated on this contract for their most recent course of treatment.

Figures in italics indicate the base number of FP17s or Patient Questionnaire responses are less than 100. N/A is shown where the base number of responses is less than 10 during the period. % is calculated as Quantity/Base number\*100

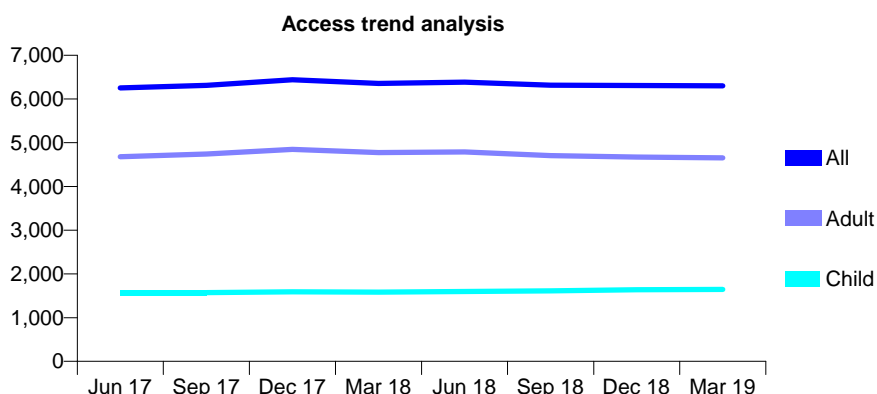
## Q46 - Vital Signs At a Glance Contract Report for 161004/0001 - Year end March 2019

Name or company name	Pearl Smile Limited
Contract type name	GDS Contract
Purpose of contract	General
Contract start date	01/04/2010
Contract end date	

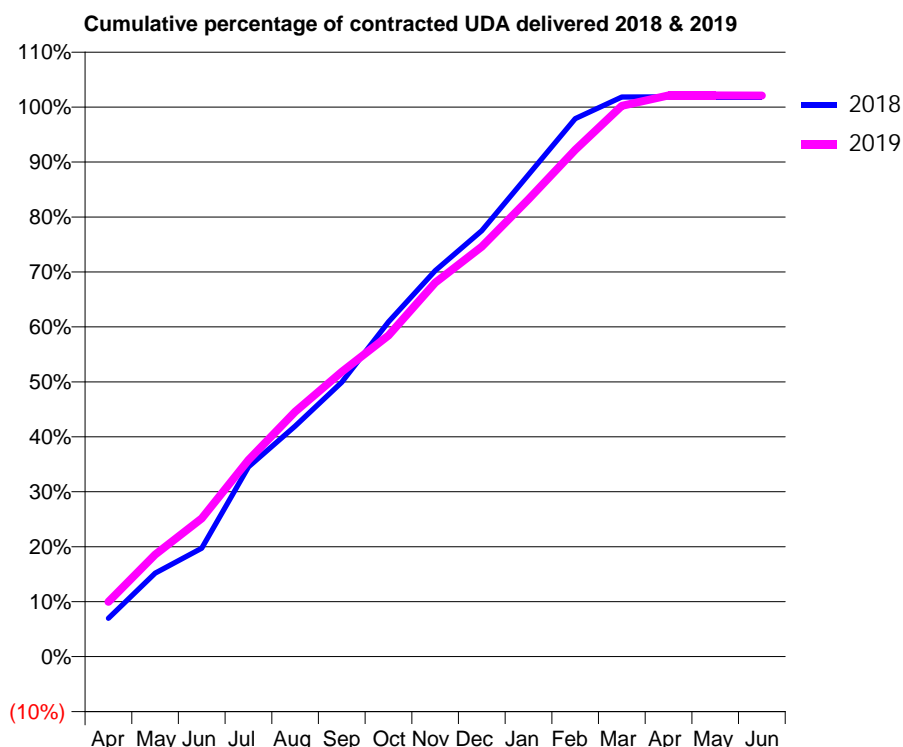
18/19 Contracted general activity (UDA)	20,052
Carry forward general activity (UDA)	-373
18/19 Contracted orthodontic activity (UOA)	0
Carry forward orthodontic activity (UOA)	0
Baseline contract value	£532,788.93

### ACCESS\*

Patients seen in 24 months	Total	Change since previous quarter
Quarter ending March 2018	6,356	
Quarter ending June 2018	6,386	→
Quarter ending September 2018	6,316	↓
Quarter ending December 2018	6,308	→
Quarter ending March 2019	6,301	→
<b>Variance since March 2018</b>	<b>(0.9%)</b>	<b>→</b>



### ACTIVITY



Adjusted Scheduled Activity (UDA)		
Month	2018	2019
April	1,399	2,004
May	3,049	3,727
June	3,958	5,045
July	6,923	7,174
August	8,411	8,936
September	10,011	10,393
October	12,215	11,717
November	14,083	13,642
December	15,544	14,956
January	17,589	16,687
February	19,632	18,493
March	20,416	20,096
April	20,425	20,472
May	20,426	20,473
June	20,425	20,470

### QUALITY

	Quantity	Base Number	Contract	AT	Region	England
% of FP17s for the same patient ID Re-attending within 3 months - Children	358	2,748	13.0%	12.2%	12.3%	11.8%
% of FP17s for the same patient ID Re-attending within 3 months - Adults	810	6,253	13.0%	16.2%	15.9%	15.7%
% of FP17s for the same patient ID Re-attending between 3 & 9 months - Children	1,688	2,748	61.4%	58.0%	60.2%	58.9%
% of FP17s for the same patient ID Re-attending between 3 & 9 months - Adults	3,637	6,253	58.2%	50.9%	53.0%	50.8%
% of FP17s for Band 1 Urgent Courses	591	9,191	6.4%	10.1%	9.1%	9.1%
% of FP17s Relating to Free Repair or Replacements	58	9,191	0.6%	0.8%	1.0%	0.8%
% of FP17s Relating to Continuations	17	9,191	0.2%	0.9%	1.0%	0.9%
% of Patients satisfied with the dentistry they have received	0	0	N/A	92.8%	93.2%	92.5%
% of Patients satisfied with the time they had to wait for an appointment	0	0	N/A	86.8%	88.1%	87.0%

\* This is based on patients treated on this contract for their most recent course of treatment.  
 Figures in *italics* indicate the base number of FP17s or Patient Questionnaire responses are less than 100. N/A is shown where the base number of responses is less than 10 during the period. % is calculated as Quantity/Base number\*100

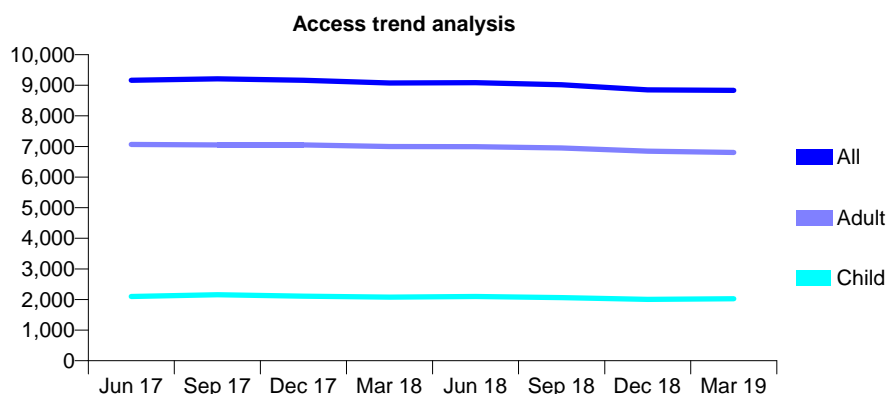
## Q46 - Vital Signs At a Glance Contract Report for 162426/0001 - Year end March 2019

Name or company name	Alemdent Limited
Contract type name	GDS Contract
Purpose of contract	General
Contract start date	01/05/2009
Contract end date	

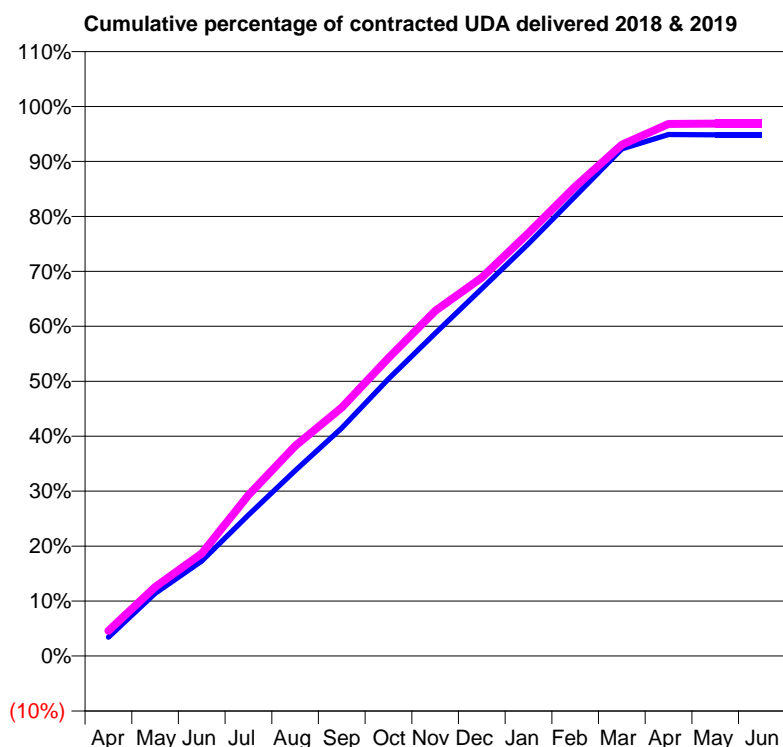
18/19 Contracted general activity (UDA)	30,215
Carry forward general activity (UDA)	0
18/19 Contracted orthodontic activity (UOA)	0
Carry forward orthodontic activity (UOA)	0
Baseline contract value	£951,737.94

### ACCESS\*

Patients seen in 24 months	Total	Change since previous quarter
Quarter ending March 2018	9,076	
Quarter ending June 2018	9,088	→
Quarter ending September 2018	9,018	→
Quarter ending December 2018	8,854	↓
Quarter ending March 2019	8,833	→
<b>Variance since March 2018</b>	<b>(2.7%)</b>	<b>↓</b>



### ACTIVITY



Adjusted Scheduled Activity (UDA)		
Month	2018	2019
April	1,040	1,389
May	3,449	3,792
June	5,224	5,637
July	7,754	8,843
August	10,198	11,551
September	12,532	13,666
October	15,232	16,392
November	17,747	18,978
December	20,194	20,803
January	22,675	23,263
February	25,279	25,813
March	27,881	28,106
April	28,669	29,250
May	28,660	29,275
June	28,660	29,271

### QUALITY

	Quantity	Base Number	Contract	AT	Region	England
% of FP17s for the same patient ID Re-attending within 3 months - Children	319	3,278	9.7%	12.2%	12.3%	11.8%
% of FP17s for the same patient ID Re-attending within 3 months - Adults	1,113	8,970	12.4%	16.2%	15.9%	15.7%
% of FP17s for the same patient ID Re-attending between 3 & 9 months - Children	2,007	3,278	61.2%	58.0%	60.2%	58.9%
% of FP17s for the same patient ID Re-attending between 3 & 9 months - Adults	4,491	8,970	50.1%	50.9%	53.0%	50.8%
% of FP17s for Band 1 Urgent Courses	899	12,332	7.3%	10.1%	9.1%	9.1%
% of FP17s Relating to Free Repair or Replacements	151	12,332	1.2%	0.8%	1.0%	0.8%
% of FP17s Relating to Continuations	209	12,332	1.7%	0.9%	1.0%	0.9%
% of Patients satisfied with the dentistry they have received	0	0	N/A	92.8%	93.2%	92.5%
% of Patients satisfied with the time they had to wait for an appointment	0	0	N/A	86.8%	88.1%	87.0%

\* This is based on patients treated on this contract for their most recent course of treatment.

Figures in italics indicate the base number of FP17s or Patient Questionnaire responses are less than 100. N/A is shown where the base number of responses is less than 10 during the period. % is calculated as Quantity/Base number\*100

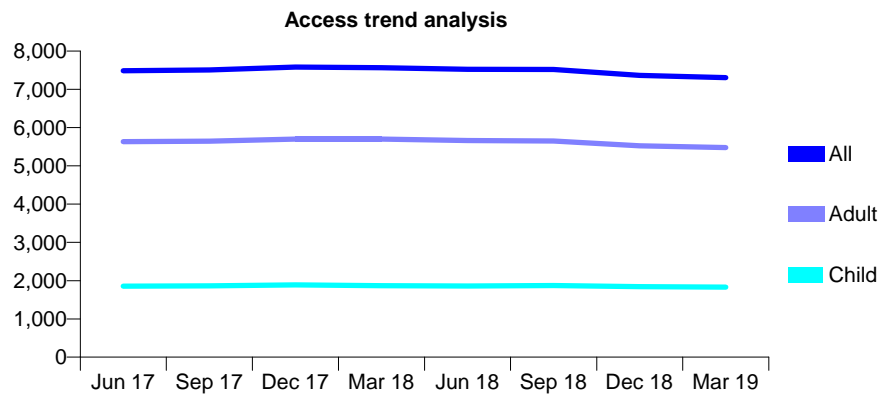
## Q46 - Vital Signs At a Glance Contract Report for 162930/0001 - Year end March 2019

Name or company name	Silverdale Dental Practice
Contract type name	GDS Contract
Purpose of contract	General
Contract start date	01/05/2009
Contract end date	

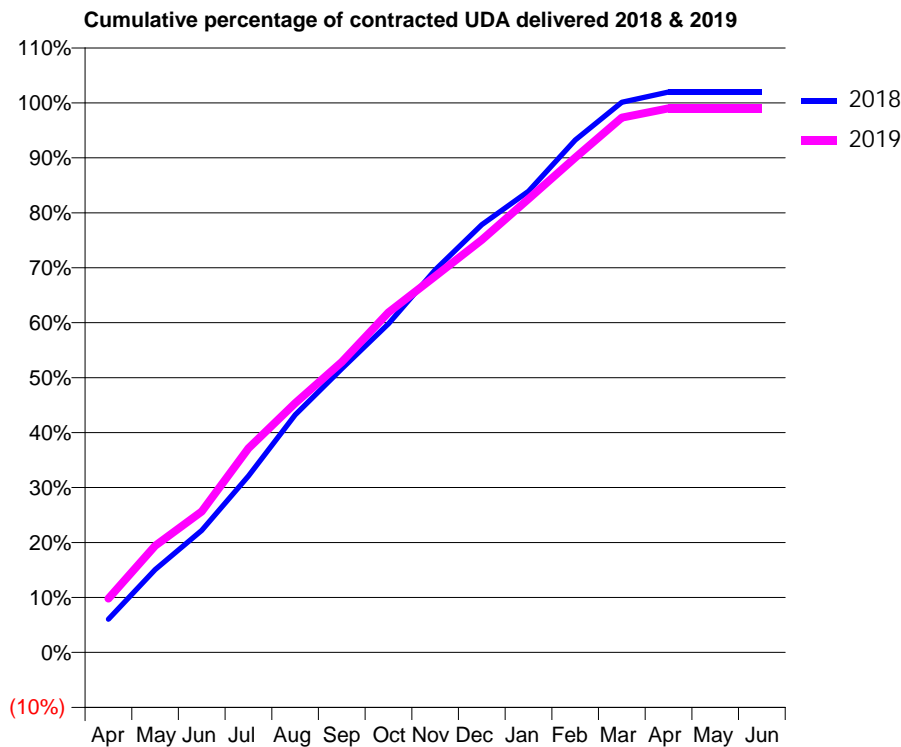
18/19 Contracted general activity (UDA)	21,652
Carry forward general activity (UDA)	-433
18/19 Contracted orthodontic activity (UOA)	0
Carry forward orthodontic activity (UOA)	0
Baseline contract value	£732,897.52

### ACCESS\*

Patients seen in 24 months	Total	Change since previous quarter
Quarter ending March 2018	7,567	
Quarter ending June 2018	7,523	→
Quarter ending September 2018	7,521	→
Quarter ending December 2018	7,365	↓
Quarter ending March 2019	7,304	→
<b>Variance since March 2018</b>	<b>(3.5%)</b>	<b>↓</b>



### ACTIVITY



Adjusted Scheduled Activity (UDA)		
Month	2018	2019
April	1,312	2,121
May	3,266	4,205
June	4,810	5,549
July	6,956	8,043
August	9,359	9,823
September	11,177	11,439
October	12,951	13,396
November	15,071	14,820
December	16,851	16,253
January	18,172	17,865
February	20,192	19,493
March	21,674	21,071
April	22,080	21,437
May	22,080	21,435
June	22,080	21,435

### QUALITY

	Quantity	Base Number	Contract	AT	Region	England
% of FP17s for the same patient ID Re-attending within 3 months - Children	135	2,585	5.2%	12.2%	12.3%	11.8%
% of FP17s for the same patient ID Re-attending within 3 months - Adults	967	7,783	12.4%	16.2%	15.9%	15.7%
% of FP17s for the same patient ID Re-attending between 3 & 9 months - Children	1,457	2,585	56.4%	58.0%	60.2%	58.9%
% of FP17s for the same patient ID Re-attending between 3 & 9 months - Adults	4,275	7,783	54.9%	50.9%	53.0%	50.8%
% of FP17s for Band 1 Urgent Courses	857	10,400	8.2%	10.1%	9.1%	9.1%
% of FP17s Relating to Free Repair or Replacements	60	10,400	0.6%	0.8%	1.0%	0.8%
% of FP17s Relating to Continuations	186	10,400	1.8%	0.9%	1.0%	0.9%
% of Patients satisfied with the dentistry they have received	0	0	N/A	92.8%	93.2%	92.5%
% of Patients satisfied with the time they had to wait for an appointment	0	0	N/A	86.8%	88.1%	87.0%

\* This is based on patients treated on this contract for their most recent course of treatment.

Figures in italics indicate the base number of FP17s or Patient Questionnaire responses are less than 100. N/A is shown where the base number of responses is less than 10 during the period. % is calculated as Quantity/Base number\*100

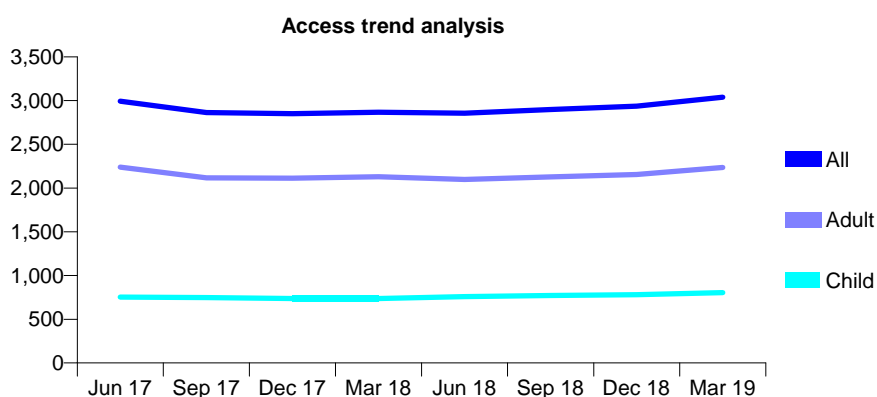
## Q46 - Vital Signs At a Glance Contract Report for 163600/0001 - Year end March 2019

Name or company name	Freedom Dental
Contract type name	GDS Contract
Purpose of contract	General
Contract start date	01/04/2006
Contract end date	

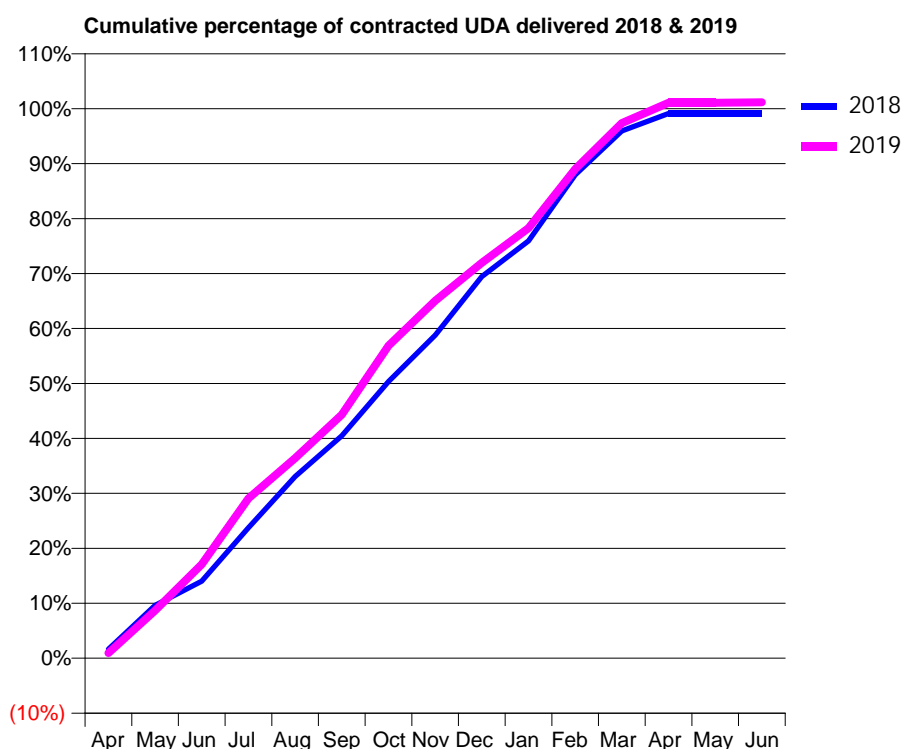
18/19 Contracted general activity (UDA)	9,486
Carry forward general activity (UDA)	84
18/19 Contracted orthodontic activity (UOA)	0
Carry forward orthodontic activity (UOA)	0
Baseline contract value	£288,693.99

### ACCESS\*

Patients seen in 24 months	Total	Change since previous quarter
Quarter ending March 2018	2,867	
Quarter ending June 2018	2,856	→
Quarter ending September 2018	2,898	→
Quarter ending December 2018	2,936	→
Quarter ending March 2019	3,039	↑
<b>Variance since March 2018</b>	<b>6.0%</b>	<b>↑</b>



### ACTIVITY



Adjusted Scheduled Activity (UDA)		
Month	2018	2019
April	154	90
May	913	826
June	1,328	1,621
July	2,252	2,759
August	3,137	3,454
September	3,839	4,205
October	4,776	5,394
November	5,575	6,171
December	6,587	6,825
January	7,205	7,425
February	8,345	8,445
March	9,101	9,237
April	9,403	9,586
May	9,402	9,587
June	9,402	9,595

### QUALITY

	Quantity	Base Number	Contract	AT	Region	England
% of FP17s for the same patient ID Re-attending within 3 months - Children	149	1,485	10.0%	12.2%	12.3%	11.8%
% of FP17s for the same patient ID Re-attending within 3 months - Adults	493	3,573	13.8%	16.2%	15.9%	15.7%
% of FP17s for the same patient ID Re-attending between 3 & 9 months - Children	1,024	1,485	69.0%	58.0%	60.2%	58.9%
% of FP17s for the same patient ID Re-attending between 3 & 9 months - Adults	2,220	3,573	62.1%	50.9%	53.0%	50.8%
% of FP17s for Band 1 Urgent Courses	370	5,119	7.2%	10.1%	9.1%	9.1%
% of FP17s Relating to Free Repair or Replacements	22	5,119	0.4%	0.8%	1.0%	0.8%
% of FP17s Relating to Continuations	25	5,119	0.5%	0.9%	1.0%	0.9%
% of Patients satisfied with the dentistry they have received	2	2	N/A	92.8%	93.2%	92.5%
% of Patients satisfied with the time they had to wait for an appointment	2	2	N/A	86.8%	88.1%	87.0%

\* This is based on patients treated on this contract for their most recent course of treatment. Figures in italics indicate the base number of FP17s or Patient Questionnaire responses are less than 100. N/A is shown where the base number of responses is less than 10 during the period. % is calculated as Quantity/Base number\*100

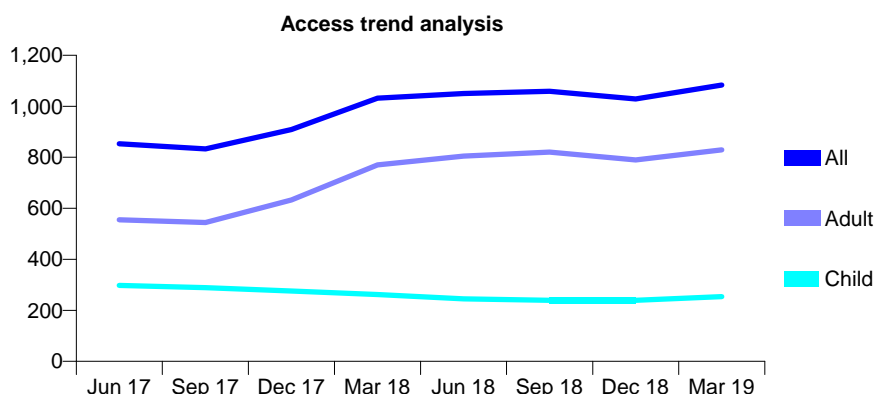
## Q46 - Vital Signs At a Glance Contract Report for 163600/0002 - Year end March 2019

Name or company name	Freedom Dental Adswood
Contract type name	GDS Contract
Purpose of contract	General
Contract start date	01/04/2006
Contract end date	

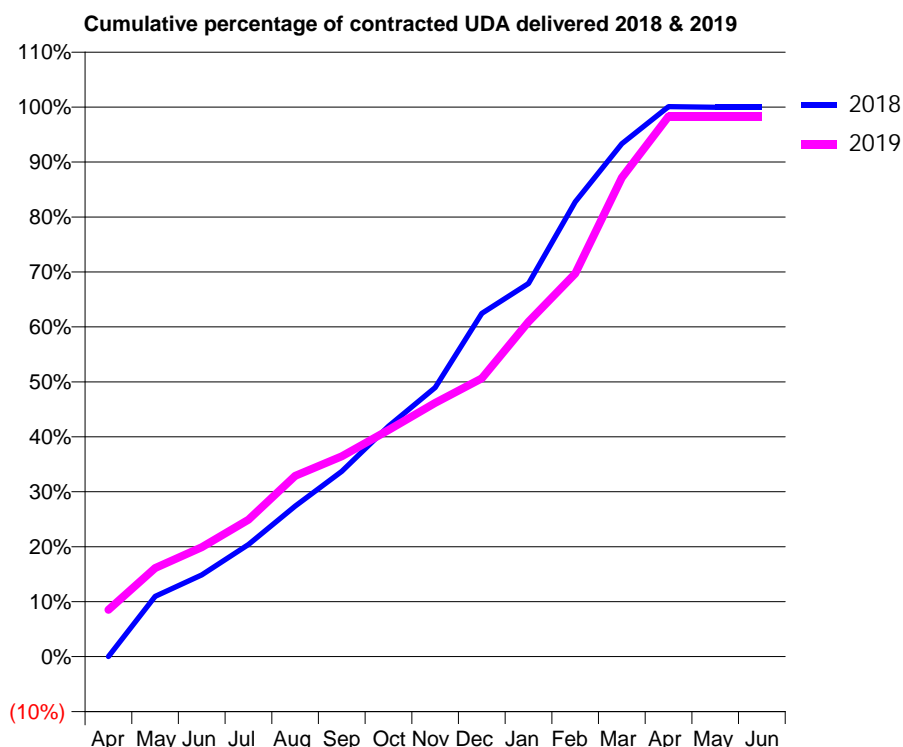
18/19 Contracted general activity (UDA)	3,500
Carry forward general activity (UDA)	-63
18/19 Contracted orthodontic activity (UOA)	0
Carry forward orthodontic activity (UOA)	0
Baseline contract value	£124,886.59

### ACCESS\*

Patients seen in 24 months	Total	Change since previous quarter
Quarter ending March 2018	1,032	
Quarter ending June 2018	1,050	→
Quarter ending September 2018	1,059	→
Quarter ending December 2018	1,029	↓
Quarter ending March 2019	1,083	↑
<b>Variance since March 2018</b>	<b>4.9%</b>	<b>↑</b>



### ACTIVITY



Adjusted Scheduled Activity (UDA)		
Month	2018	2019
April	0	298
May	383	564
June	520	697
July	714	872
August	958	1,151
September	1,180	1,276
October	1,467	1,443
November	1,714	1,616
December	2,186	1,772
January	2,377	2,133
February	2,896	2,439
March	3,266	3,051
April	3,502	3,440
May	3,499	3,440
June	3,499	3,440

### QUALITY

	Quantity	Base Number	Contract	AT	Region	England
% of FP17s for the same patient ID Re-attending within 3 months - Children	18	377	4.8%	12.2%	12.3%	11.8%
% of FP17s for the same patient ID Re-attending within 3 months - Adults	55	854	6.4%	16.2%	15.9%	15.7%
% of FP17s for the same patient ID Re-attending between 3 & 9 months - Children	273	377	72.4%	58.0%	60.2%	58.9%
% of FP17s for the same patient ID Re-attending between 3 & 9 months - Adults	406	854	47.5%	50.9%	53.0%	50.8%
% of FP17s for Band 1 Urgent Courses	15	1,236	1.2%	10.1%	9.1%	9.1%
% of FP17s Relating to Free Repair or Replacements	0	1,236	0.0%	0.8%	1.0%	0.8%
% of FP17s Relating to Continuations	3	1,236	0.2%	0.9%	1.0%	0.9%
% of Patients satisfied with the dentistry they have received	0	0	N/A	92.8%	93.2%	92.5%
% of Patients satisfied with the time they had to wait for an appointment	0	0	N/A	86.8%	88.1%	87.0%

\* This is based on patients treated on this contract for their most recent course of treatment.

Figures in *italics* indicate the base number of FP17s or Patient Questionnaire responses are less than 100. N/A is shown where the base number of responses is less than 10 during the period. % is calculated as Quantity/Base number\*100

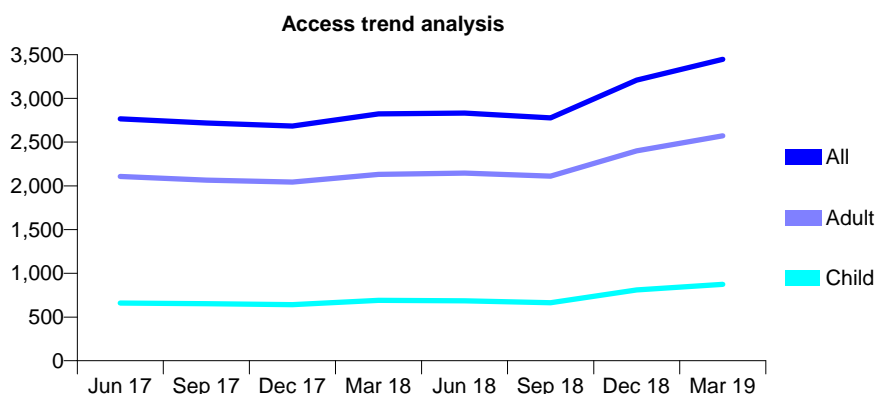
## Q46 - Vital Signs At a Glance Contract Report for 163821/0001 - Year end March 2019

Name or company name	Synergy Dental Clinic Bury Ltd
Contract type name	GDS Contract
Purpose of contract	General
Contract start date	01/04/2014
Contract end date	

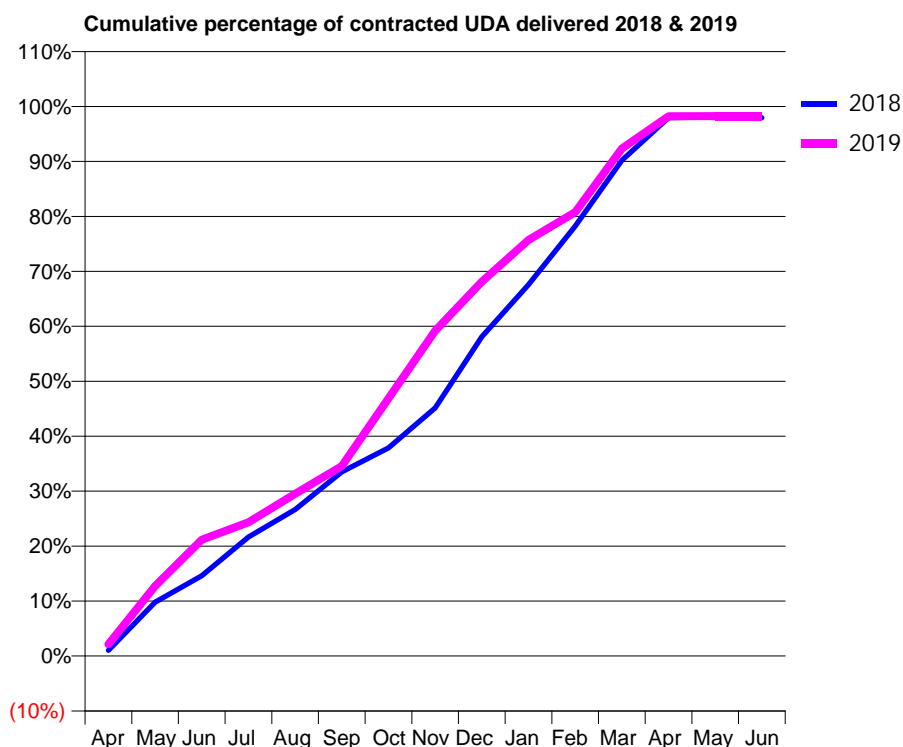
18/19 Contracted general activity (UDA)	8,267
Carry forward general activity (UDA)	170
18/19 Contracted orthodontic activity (UOA)	0
Carry forward orthodontic activity (UOA)	0
Baseline contract value	£198,916.12

### ACCESS\*

Patients seen in 24 months	Total	Change since previous quarter
Quarter ending March 2018	2,822	
Quarter ending June 2018	2,832	→
Quarter ending September 2018	2,776	↓
Quarter ending December 2018	3,210	↑
Quarter ending March 2019	3,447	↑
<b>Variance since March 2018</b>	<b>22.1%</b>	<b>↑</b>



### ACTIVITY



Adjusted Scheduled Activity (UDA)		
Month	2018	2019
April	85	178
May	811	1,054
June	1,207	1,748
July	1,790	2,011
August	2,203	2,441
September	2,770	2,855
October	3,130	3,875
November	3,732	4,894
December	4,801	5,631
January	5,586	6,257
February	6,470	6,677
March	7,456	7,632
April	8,098	8,120
May	8,109	8,121
June	8,097	8,121

### QUALITY

	Quantity	Base Number	Contract	AT	Region	England
% of FP17s for the same patient ID Re-attending within 3 months - Children	63	1,266	5.0%	12.2%	12.3%	11.8%
% of FP17s for the same patient ID Re-attending within 3 months - Adults	266	3,443	7.7%	16.2%	15.9%	15.7%
% of FP17s for the same patient ID Re-attending between 3 & 9 months - Children	762	1,266	60.2%	58.0%	60.2%	58.9%
% of FP17s for the same patient ID Re-attending between 3 & 9 months - Adults	2,115	3,443	61.4%	50.9%	53.0%	50.8%
% of FP17s for Band 1 Urgent Courses	263	4,713	5.6%	10.1%	9.1%	9.1%
% of FP17s Relating to Free Repair or Replacements	17	4,713	0.4%	0.8%	1.0%	0.8%
% of FP17s Relating to Continuations	2	4,713	0.0%	0.9%	1.0%	0.9%
% of Patients satisfied with the dentistry they have received	2	2	N/A	92.8%	93.2%	92.5%
% of Patients satisfied with the time they had to wait for an appointment	2	2	N/A	86.8%	88.1%	87.0%

\* This is based on patients treated on this contract for their most recent course of treatment.

Figures in italics indicate the base number of FP17s or Patient Questionnaire responses are less than 100. N/A is shown where the base number of responses is less than 10 during the period. % is calculated as Quantity/Base number\*100



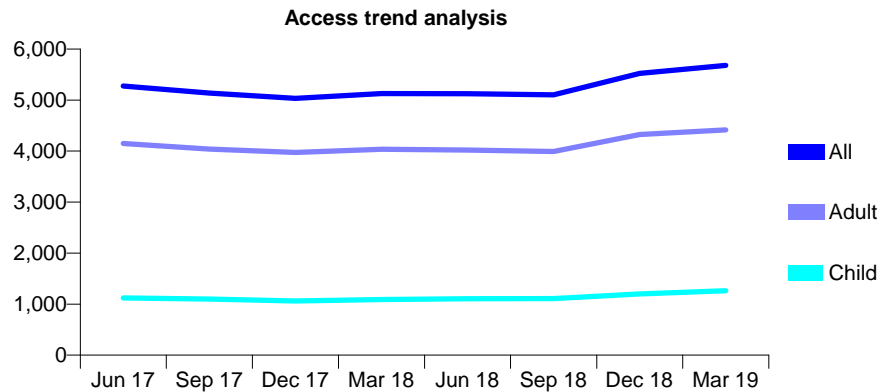
## Q46 - Vital Signs At a Glance Contract Report for 164054/0001 - Year end March 2019

Name or company name	Hope Dental Practice Limited
Contract type name	GDS Contract
Purpose of contract	General
Contract start date	01/06/2015
Contract end date	

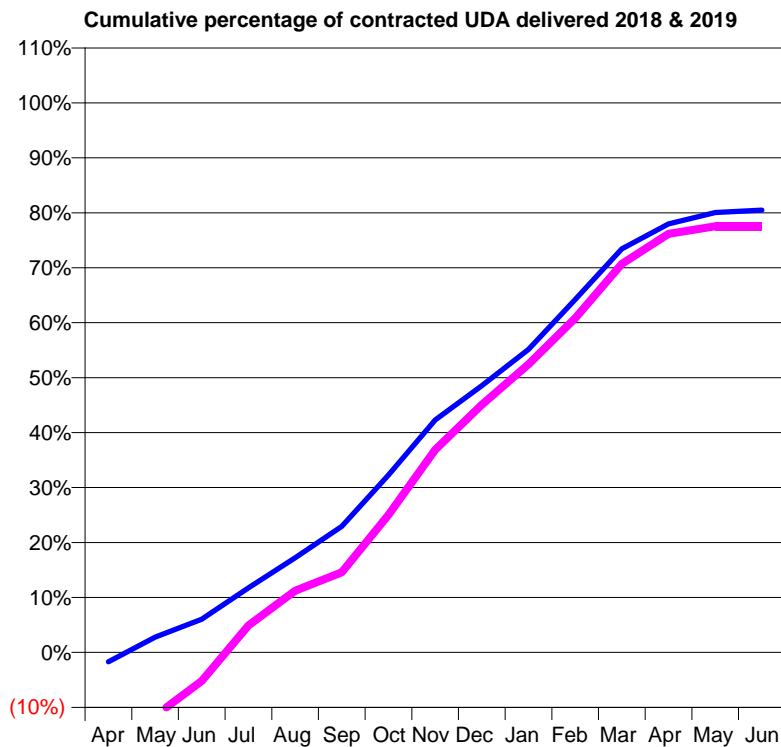
18/19 Contracted general activity (UDA)	17,021
Carry forward general activity (UDA)	3,324
18/19 Contracted orthodontic activity (UOA)	0
Carry forward orthodontic activity (UOA)	0
Baseline contract value	£612,455.52

### ACCESS\*

Patients seen in 24 months	Total	Change since previous quarter
Quarter ending March 2018	5,127	
Quarter ending June 2018	5,126	→
Quarter ending September 2018	5,103	→
Quarter ending December 2018	5,524	↑
Quarter ending March 2019	5,680	↑
<b>Variance since March 2018</b>	<b>10.8%</b>	<b>↑</b>



### ACTIVITY



Adjusted Scheduled Activity (UDA)		
Month	2018	2019
April	-295	-3,010
May	474	-1,969
June	1,033	-890
July	2,003	837
August	2,932	1,911
September	3,906	2,482
October	5,497	4,262
November	7,201	6,279
December	8,259	7,671
January	9,386	8,925
February	10,931	10,352
March	12,497	12,035
April	13,273	12,964
May	13,625	13,201
June	13,697	13,198

### QUALITY

	Quantity	Base Number	Contract	AT	Region	England
% of FP17s for the same patient ID Re-attending within 3 months - Children	181	1,900	9.5%	12.2%	12.3%	11.8%
% of FP17s for the same patient ID Re-attending within 3 months - Adults	718	5,817	12.3%	16.2%	15.9%	15.7%
% of FP17s for the same patient ID Re-attending between 3 & 9 months - Children	1,019	1,900	53.6%	58.0%	60.2%	58.9%
% of FP17s for the same patient ID Re-attending between 3 & 9 months - Adults	2,719	5,817	46.7%	50.9%	53.0%	50.8%
% of FP17s for Band 1 Urgent Courses	656	7,711	8.5%	10.1%	9.1%	9.1%
% of FP17s Relating to Free Repair or Replacements	89	7,711	1.2%	0.8%	1.0%	0.8%
% of FP17s Relating to Continuations	20	7,711	0.3%	0.9%	1.0%	0.9%
% of Patients satisfied with the dentistry they have received	0	0	N/A	92.8%	93.2%	92.5%
% of Patients satisfied with the time they had to wait for an appointment	0	0	N/A	86.8%	88.1%	87.0%

\* This is based on patients treated on this contract for their most recent course of treatment. Figures in italics indicate the base number of FP17s or Patient Questionnaire responses are less than 100. N/A is shown where the base number of responses is less than 10 during the period. % is calculated as Quantity/Base number\*100

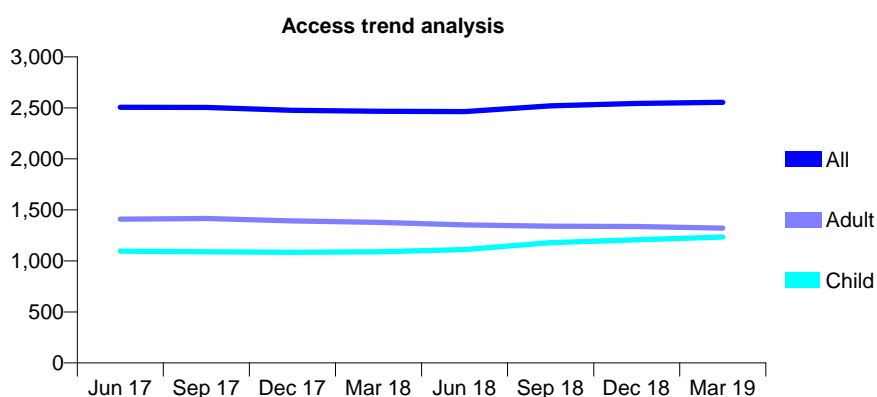
## Q46 - Vital Signs At a Glance Contract Report for 165255/0001 - Year end March 2019

Name or company name	Pritchards Dental Practice Ltd
Contract type name	GDS Contract
Purpose of contract	General
Contract start date	01/10/2013
Contract end date	

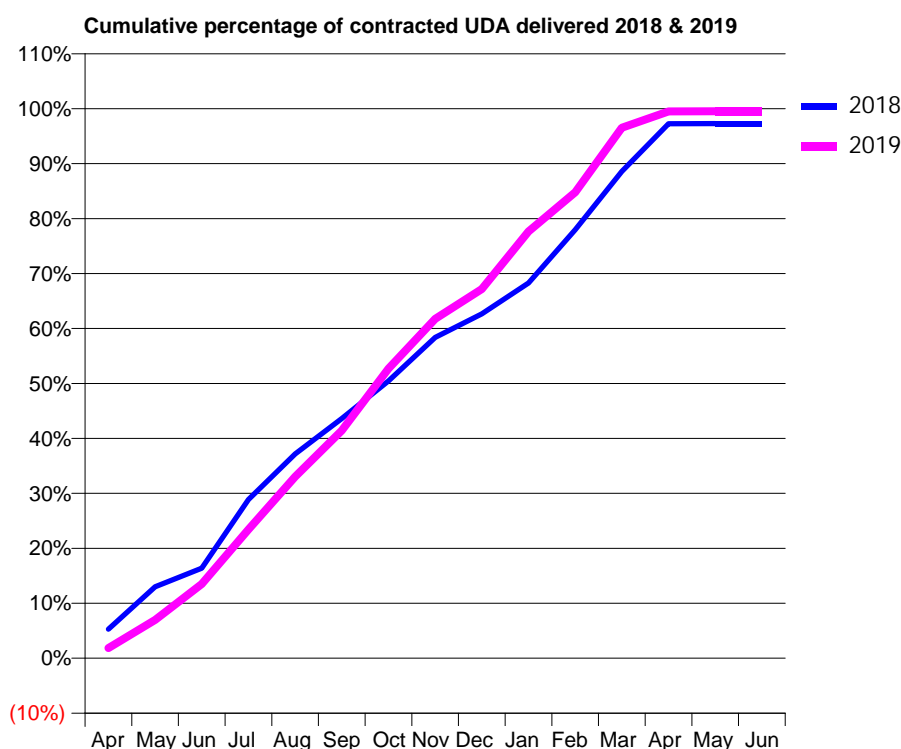
18/19 Contracted general activity (UDA)	6,428
Carry forward general activity (UDA)	175
18/19 Contracted orthodontic activity (UOA)	0
Carry forward orthodontic activity (UOA)	0
Baseline contract value	£177,248.82

### ACCESS\*

Patients seen in 24 months	Total	Change since previous quarter
Quarter ending March 2018	2,467	
Quarter ending June 2018	2,464	→
Quarter ending September 2018	2,520	↑
Quarter ending December 2018	2,543	→
Quarter ending March 2019	2,555	→
<b>Variance since March 2018</b>	<b>3.6%</b>	<b>↑</b>



### ACTIVITY



Adjusted Scheduled Activity (UDA)		
Month	2018	2019
April	341	120
May	837	449
June	1,053	868
July	1,855	1,506
August	2,391	2,123
September	2,803	2,664
October	3,244	3,387
November	3,752	3,970
December	4,028	4,319
January	4,389	4,991
February	5,012	5,449
March	5,693	6,205
April	6,252	6,394
May	6,253	6,397
June	6,253	6,397

### QUALITY

	Quantity	Base Number	Contract	AT	Region	England
% of FP17s for the same patient ID Re-attending within 3 months - Children	237	2,232	10.6%	12.2%	12.3%	11.8%
% of FP17s for the same patient ID Re-attending within 3 months - Adults	398	2,118	18.8%	16.2%	15.9%	15.7%
% of FP17s for the same patient ID Re-attending between 3 & 9 months - Children	1,304	2,232	58.4%	58.0%	60.2%	58.9%
% of FP17s for the same patient ID Re-attending between 3 & 9 months - Adults	1,206	2,118	56.9%	50.9%	53.0%	50.8%
% of FP17s for Band 1 Urgent Courses	215	3,663	5.9%	10.1%	9.1%	9.1%
% of FP17s Relating to Free Repair or Replacements	14	3,663	0.4%	0.8%	1.0%	0.8%
% of FP17s Relating to Continuations	0	3,663	0.0%	0.9%	1.0%	0.9%
% of Patients satisfied with the dentistry they have received	5	6	N/A	92.8%	93.2%	92.5%
% of Patients satisfied with the time they had to wait for an appointment	4	6	N/A	86.8%	88.1%	87.0%

\* This is based on patients treated on this contract for their most recent course of treatment. Figures in italics indicate the base number of FP17s or Patient Questionnaire responses are less than 100. N/A is shown where the base number of responses is less than 10 during the period. % is calculated as Quantity/Base number\*100

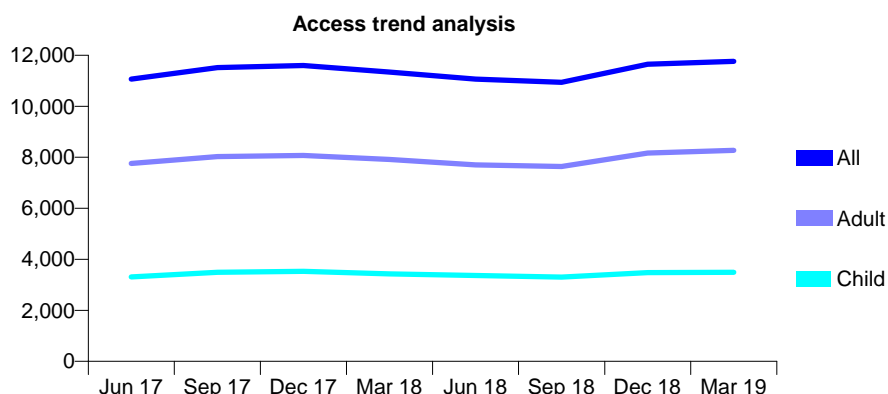
## Q46 - Vital Signs At a Glance Contract Report for 165263/0001 - Year end March 2019

Name or company name	Chariwala Smile Ltd
Contract type name	GDS Contract
Purpose of contract	General
Contract start date	01/11/2013
Contract end date	

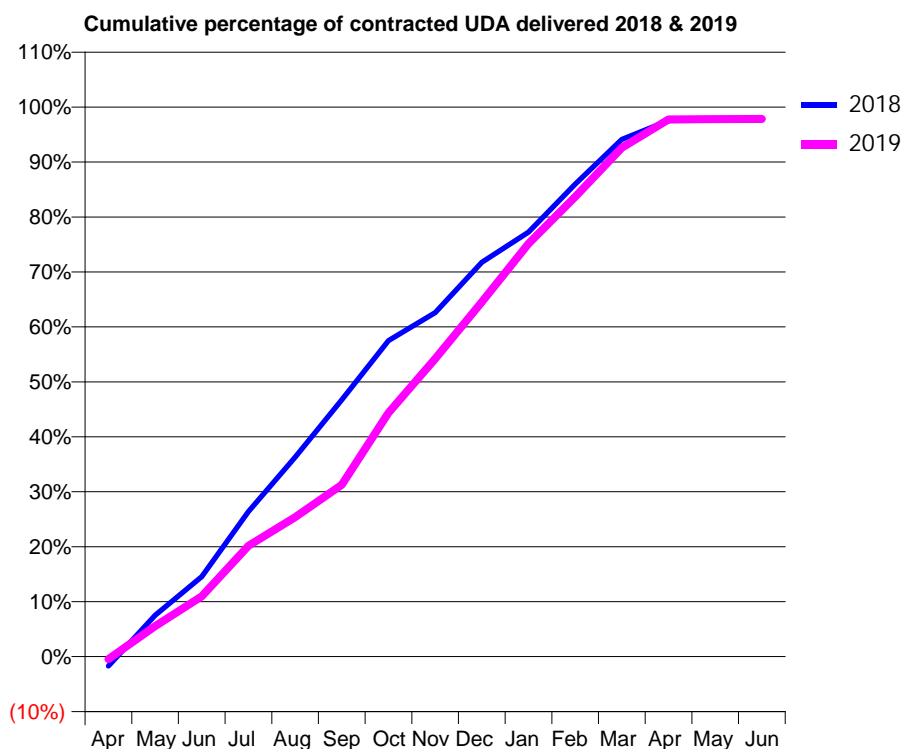
18/19 Contracted general activity (UDA)	35,327
Carry forward general activity (UDA)	854
18/19 Contracted orthodontic activity (UOA)	0
Carry forward orthodontic activity (UOA)	0
Baseline contract value	£940,381.65

### ACCESS\*

Patients seen in 24 months	Total	Change since previous quarter
Quarter ending March 2018	11,341	
Quarter ending June 2018	11,069	↓
Quarter ending September 2018	10,942	↓
Quarter ending December 2018	11,645	↑
Quarter ending March 2019	11,764	→
<b>Variance since March 2018</b>	<b>3.7%</b>	<b>↑</b>



### ACTIVITY



Adjusted Scheduled Activity (UDA)		
Month	2018	2019
April	-616	-165
May	2,658	1,961
June	5,141	3,881
July	9,321	7,126
August	12,832	8,959
September	16,507	11,047
October	20,314	15,675
November	22,117	19,154
December	25,348	22,792
January	27,295	26,543
February	30,376	29,566
March	33,246	32,708
April	34,457	34,523
May	34,472	34,550
June	34,473	34,565

### QUALITY

	Quantity	Base Number	Contract	AT	Region	England
% of FP17s for the same patient ID Re-attending within 3 months - Children	326	5,111	6.4%	12.2%	12.3%	11.8%
% of FP17s for the same patient ID Re-attending within 3 months - Adults	1,372	11,100	12.4%	16.2%	15.9%	15.7%
% of FP17s for the same patient ID Re-attending between 3 & 9 months - Children	3,068	5,111	60.0%	58.0%	60.2%	58.9%
% of FP17s for the same patient ID Re-attending between 3 & 9 months - Adults	5,776	11,100	52.0%	50.9%	53.0%	50.8%
% of FP17s for Band 1 Urgent Courses	1,051	16,192	6.5%	10.1%	9.1%	9.1%
% of FP17s Relating to Free Repair or Replacements	80	16,192	0.5%	0.8%	1.0%	0.8%
% of FP17s Relating to Continuations	135	16,192	0.8%	0.9%	1.0%	0.9%
% of Patients satisfied with the dentistry they have received	1	1	N/A	92.8%	93.2%	92.5%
% of Patients satisfied with the time they had to wait for an appointment	1	1	N/A	86.8%	88.1%	87.0%

\* This is based on patients treated on this contract for their most recent course of treatment.  
 Figures in *italics* indicate the base number of FP17s or Patient Questionnaire responses are less than 100. N/A is shown where the base number of responses is less than 10 during the period. % is calculated as Quantity/Base number\*100

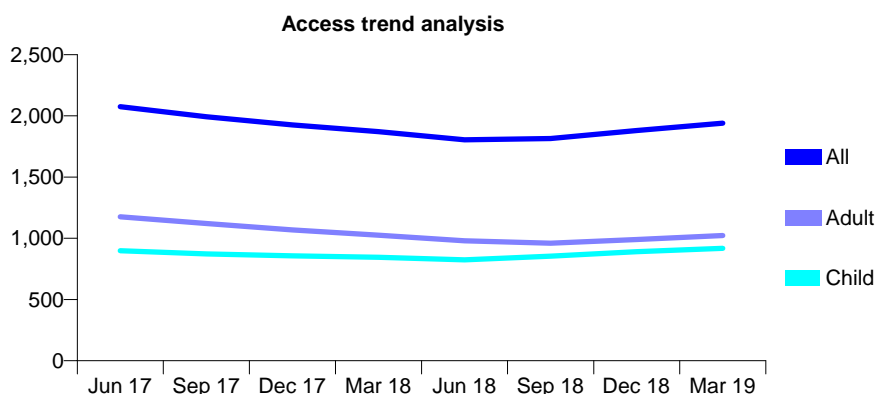
## Q46 - Vital Signs At a Glance Contract Report for 165433/0001 - Year end March 2019

Name or company name	Park House Brinnington
Contract type name	GDS Contract
Purpose of contract	General
Contract start date	01/01/2011
Contract end date	

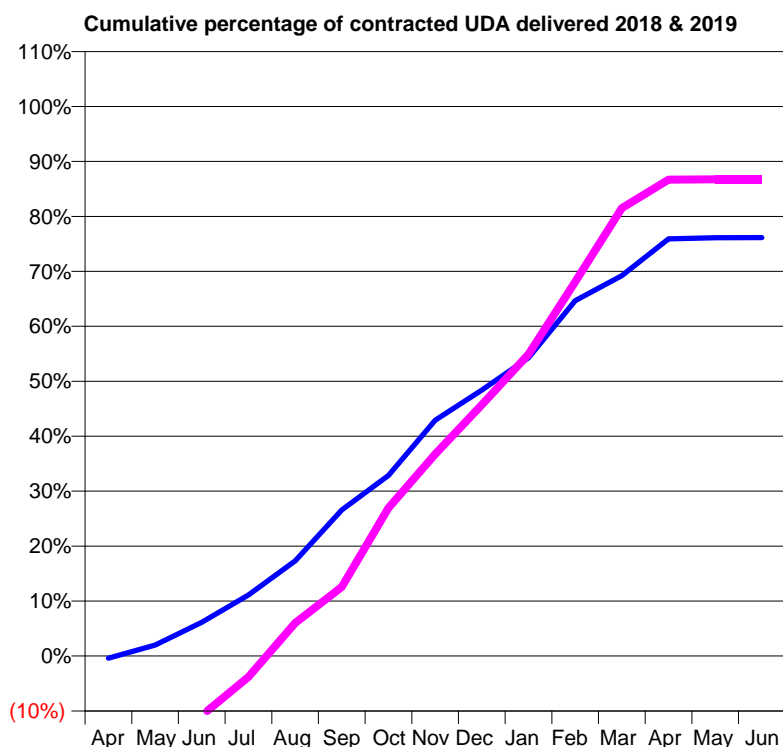
18/19 Contracted general activity (UDA)	6,500
Carry forward general activity (UDA)	1,551
18/19 Contracted orthodontic activity (UOA)	0
Carry forward orthodontic activity (UOA)	0
Baseline contract value	£171,860.08

### ACCESS\*

Patients seen in 24 months	Total	Change since previous quarter
Quarter ending March 2018	1,871	
Quarter ending June 2018	1,804	↓
Quarter ending September 2018	1,815	→
Quarter ending December 2018	1,881	↑
Quarter ending March 2019	1,941	↑
<b>Variance since March 2018</b>	<b>3.7%</b>	<b>↑</b>



### ACTIVITY



Adjusted Scheduled Activity (UDA)		
Month	2018	2019
April	-26	-1,526
May	130	-990
June	398	-705
July	724	-248
August	1,125	390
September	1,728	818
October	2,137	1,752
November	2,789	2,389
December	3,145	2,970
January	3,527	3,569
February	4,202	4,426
March	4,497	5,297
April	4,933	5,635
May	4,948	5,638
June	4,949	5,638

### QUALITY

	Quantity	Base Number	Contract	AT	Region	England
% of FP17s for the same patient ID Re-attending within 3 months - Children	218	1,285	17.0%	12.2%	12.3%	11.8%
% of FP17s for the same patient ID Re-attending within 3 months - Adults	310	1,337	23.2%	16.2%	15.9%	15.7%
% of FP17s for the same patient ID Re-attending between 3 & 9 months - Children	447	1,285	34.8%	58.0%	60.2%	58.9%
% of FP17s for the same patient ID Re-attending between 3 & 9 months - Adults	390	1,337	29.2%	50.9%	53.0%	50.8%
% of FP17s for Band 1 Urgent Courses	280	2,608	10.7%	10.1%	9.1%	9.1%
% of FP17s Relating to Free Repair or Replacements	20	2,608	0.8%	0.8%	1.0%	0.8%
% of FP17s Relating to Continuations	11	2,608	0.4%	0.9%	1.0%	0.9%
% of Patients satisfied with the dentistry they have received	0	0	N/A	92.8%	93.2%	92.5%
% of Patients satisfied with the time they had to wait for an appointment	0	0	N/A	86.8%	88.1%	87.0%

\* This is based on patients treated on this contract for their most recent course of treatment.

Figures in italics indicate the base number of FP17s or Patient Questionnaire responses are less than 100. N/A is shown where the base number of responses is less than 10 during the period. % is calculated as Quantity/Base number\*100

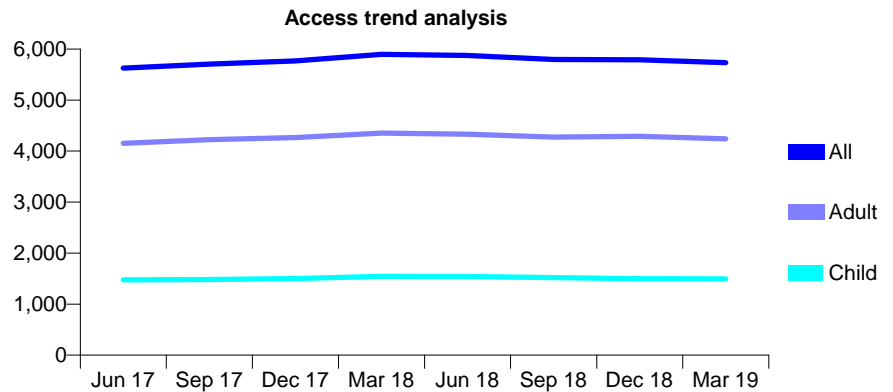
## Q46 - Vital Signs At a Glance Contract Report for 165905/0001 - Year end March 2019

Name or company name	New Moston Dental Centre
Contract type name	GDS Contract
Purpose of contract	General
Contract start date	01/04/2009
Contract end date	

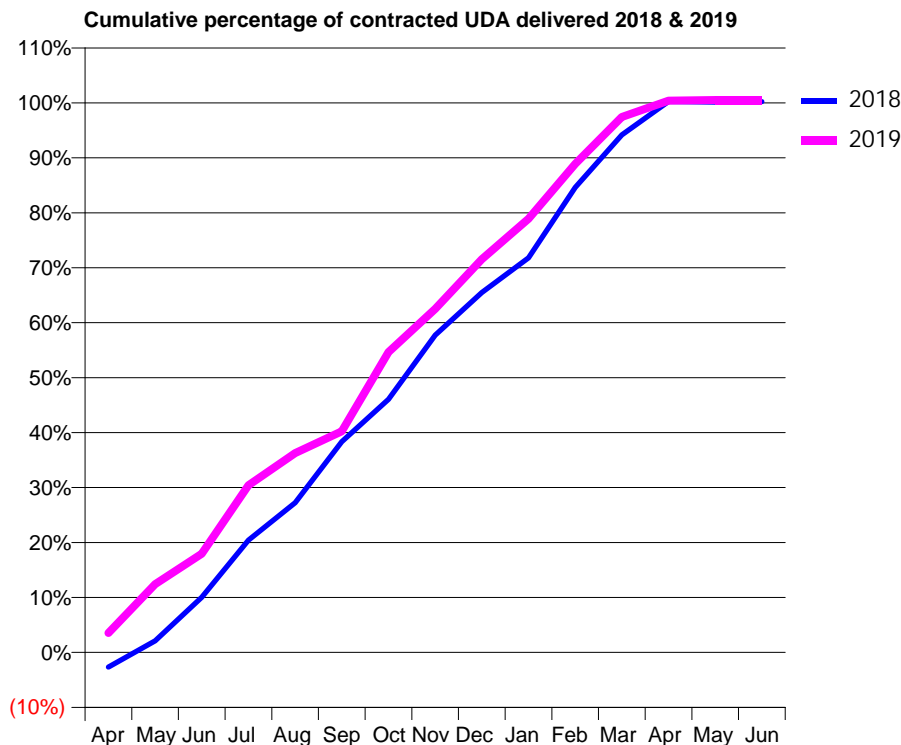
18/19 Contracted general activity (UDA)	19,540
Carry forward general activity (UDA)	-40
18/19 Contracted orthodontic activity (UOA)	0
Carry forward orthodontic activity (UOA)	0
Baseline contract value	£598,119.64

### ACCESS\*

Patients seen in 24 months	Total	Change since previous quarter
Quarter ending March 2018	5,898	
Quarter ending June 2018	5,872	→
Quarter ending September 2018	5,796	↓
Quarter ending December 2018	5,789	→
Quarter ending March 2019	5,733	→
<b>Variance since March 2018</b>	<b>(2.8%)</b>	<b>↓</b>



### ACTIVITY



Adjusted Scheduled Activity (UDA)		
Month	2018	2019
April	-524	690
May	413	2,426
June	1,963	3,511
July	3,990	5,943
August	5,321	7,085
September	7,496	7,862
October	8,996	10,681
November	11,282	12,214
December	12,794	13,975
January	14,029	15,418
February	16,531	17,372
March	18,402	19,036
April	19,589	19,618
May	19,567	19,641
June	19,580	19,640

### QUALITY

	Quantity	Base Number	Contract	AT	Region	England
% of FP17s for the same patient ID Re-attending within 3 months - Children	292	2,464	11.9%	12.2%	12.3%	11.8%
% of FP17s for the same patient ID Re-attending within 3 months - Adults	956	6,457	14.8%	16.2%	15.9%	15.7%
% of FP17s for the same patient ID Re-attending between 3 & 9 months - Children	1,630	2,464	66.2%	58.0%	60.2%	58.9%
% of FP17s for the same patient ID Re-attending between 3 & 9 months - Adults	4,088	6,457	63.3%	50.9%	53.0%	50.8%
% of FP17s for Band 1 Urgent Courses	596	8,700	6.9%	10.1%	9.1%	9.1%
% of FP17s Relating to Free Repair or Replacements	59	8,700	0.7%	0.8%	1.0%	0.8%
% of FP17s Relating to Continuations	42	8,700	0.5%	0.9%	1.0%	0.9%
% of Patients satisfied with the dentistry they have received	1	1	N/A	92.8%	93.2%	92.5%
% of Patients satisfied with the time they had to wait for an appointment	1	1	N/A	86.8%	88.1%	87.0%

\* This is based on patients treated on this contract for their most recent course of treatment. Figures in italics indicate the base number of FP17s or Patient Questionnaire responses are less than 100. N/A is shown where the base number of responses is less than 10 during the period. % is calculated as Quantity/Base number\*100

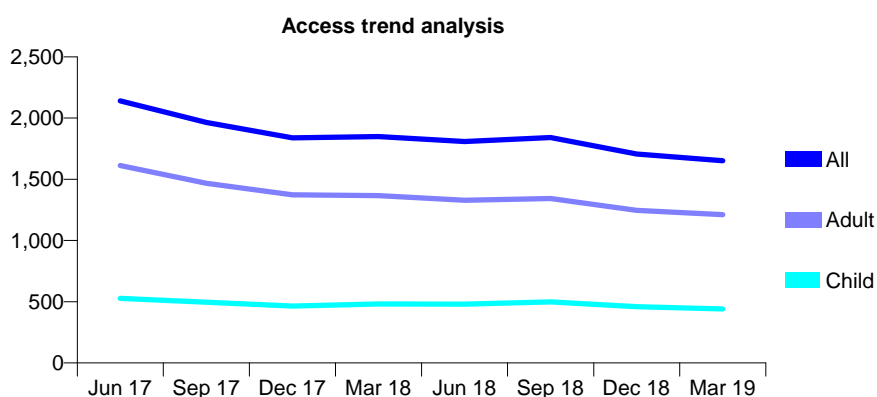
## Q46 - Vital Signs At a Glance Contract Report for 166049/0001 - Year end March 2019

Name or company name	MISS R DHARIWAL
Contract type name	GDS Contract
Purpose of contract	General
Contract start date	01/07/2015
Contract end date	

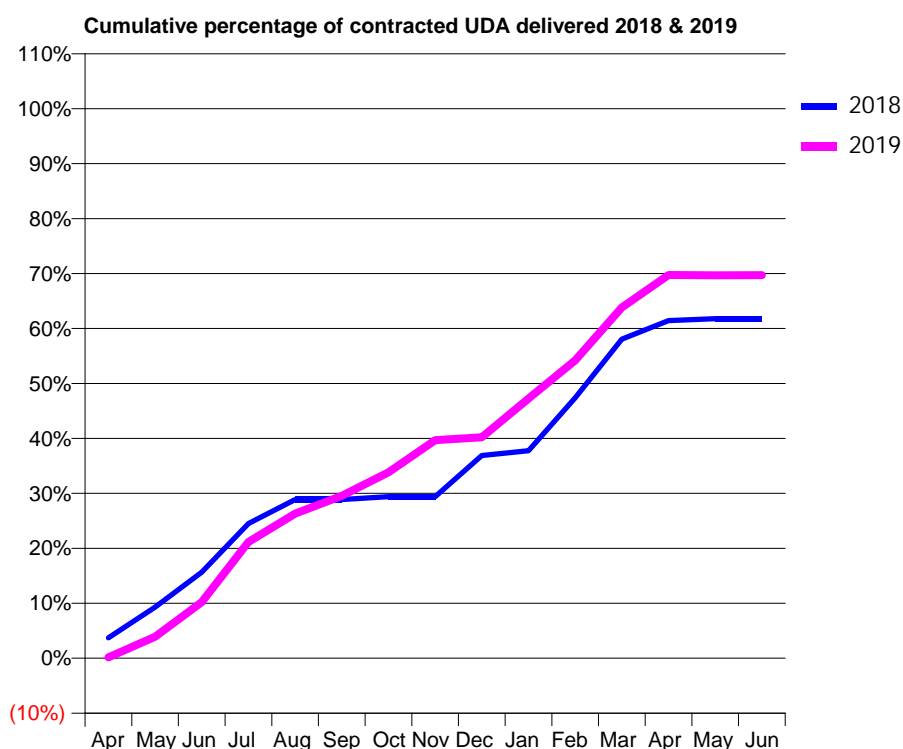
18/19 Contracted general activity (UDA)	8,633
Carry forward general activity (UDA)	0
18/19 Contracted orthodontic activity (UOA)	0
Carry forward orthodontic activity (UOA)	0
Baseline contract value	£236,877.56

### ACCESS\*

Patients seen in 24 months	Total	Change since previous quarter
Quarter ending March 2018	1,849	
Quarter ending June 2018	1,809	↓
Quarter ending September 2018	1,842	→
Quarter ending December 2018	1,706	↓
Quarter ending March 2019	1,652	↓
<b>Variance since March 2018</b>	<b>(10.7%)</b>	<b>↓</b>



### ACTIVITY



Adjusted Scheduled Activity (UDA)		
Month	2018	2019
April	323	13
May	803	338
June	1,352	880
July	2,116	1,826
August	2,492	2,272
September	2,492	2,551
October	2,538	2,920
November	2,538	3,426
December	3,183	3,470
January	3,259	4,081
February	4,093	4,682
March	5,012	5,508
April	5,303	6,020
May	5,333	6,016
June	5,333	6,017

### QUALITY

	Quantity	Base Number	Contract	AT	Region	England
% of FP17s for the same patient ID Re-attending within 3 months - Children	71	613	11.6%	12.2%	12.3%	11.8%
% of FP17s for the same patient ID Re-attending within 3 months - Adults	329	1,634	20.1%	16.2%	15.9%	15.7%
% of FP17s for the same patient ID Re-attending between 3 & 9 months - Children	323	613	52.7%	58.0%	60.2%	58.9%
% of FP17s for the same patient ID Re-attending between 3 & 9 months - Adults	712	1,634	43.6%	50.9%	53.0%	50.8%
% of FP17s for Band 1 Urgent Courses	355	2,161	16.4%	10.1%	9.1%	9.1%
% of FP17s Relating to Free Repair or Replacements	11	2,161	0.5%	0.8%	1.0%	0.8%
% of FP17s Relating to Continuations	41	2,161	1.9%	0.9%	1.0%	0.9%
% of Patients satisfied with the dentistry they have received	1	1	N/A	92.8%	93.2%	92.5%
% of Patients satisfied with the time they had to wait for an appointment	1	1	N/A	86.8%	88.1%	87.0%

\* This is based on patients treated on this contract for their most recent course of treatment. Figures in italics indicate the base number of FP17s or Patient Questionnaire responses are less than 100. N/A is shown where the base number of responses is less than 10 during the period. % is calculated as Quantity/Base number\*100

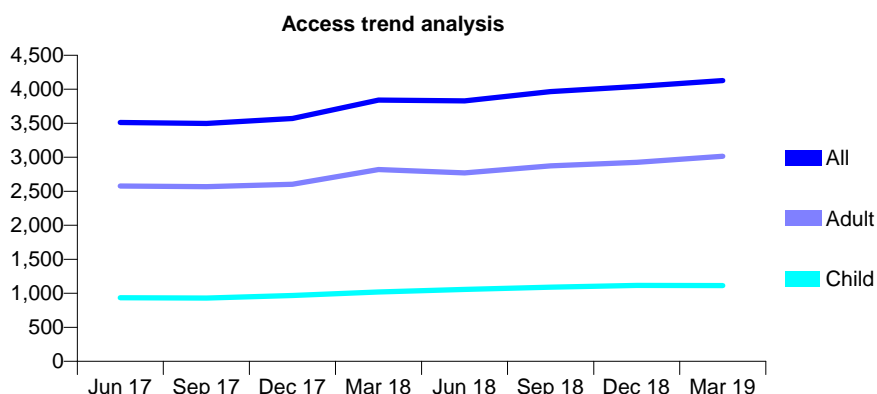
## Q46 - Vital Signs At a Glance Contract Report for 166081/0001 - Year end March 2019

Name or company name	Brooks Bar Dental Practice
Contract type name	GDS Contract
Purpose of contract	General
Contract start date	26/07/2013
Contract end date	

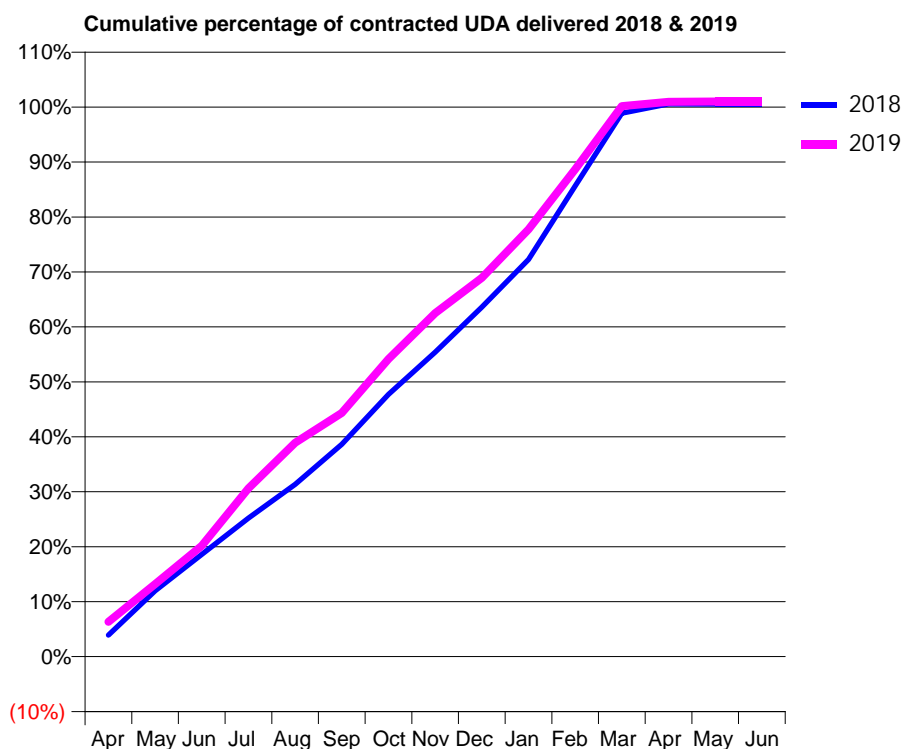
18/19 Contracted general activity (UDA)	14,264
Carry forward general activity (UDA)	-79
18/19 Contracted orthodontic activity (UOA)	0
Carry forward orthodontic activity (UOA)	0
Baseline contract value	£446,208.98

### ACCESS\*

Patients seen in 24 months	Total	Change since previous quarter
Quarter ending March 2018	3,842	
Quarter ending June 2018	3,829	→
Quarter ending September 2018	3,965	↑
Quarter ending December 2018	4,043	→
Quarter ending March 2019	4,129	↑
<b>Variance since March 2018</b>	<b>7.5%</b>	<b>↑</b>



### ACTIVITY



Month	Adjusted Scheduled Activity (UDA)	
	2018	2019
April	559	904
May	1,712	1,886
June	2,652	2,877
July	3,593	4,367
August	4,474	5,555
September	5,509	6,326
October	6,806	7,724
November	7,906	8,917
December	9,069	9,832
January	10,311	11,088
February	12,216	12,651
March	14,102	14,289
April	14,344	14,396
May	14,343	14,409
June	14,343	14,409

### QUALITY

	Quantity	Base Number	Contract	AT	Region	England
% of FP17s for the same patient ID Re-attending within 3 months - Children	39	1,146	3.4%	12.2%	12.3%	11.8%
% of FP17s for the same patient ID Re-attending within 3 months - Adults	256	2,789	9.2%	16.2%	15.9%	15.7%
% of FP17s for the same patient ID Re-attending between 3 & 9 months - Children	390	1,146	34.0%	58.0%	60.2%	58.9%
% of FP17s for the same patient ID Re-attending between 3 & 9 months - Adults	790	2,789	28.3%	50.9%	53.0%	50.8%
% of FP17s for Band 1 Urgent Courses	206	3,903	5.3%	10.1%	9.1%	9.1%
% of FP17s Relating to Free Repair or Replacements	9	3,903	0.2%	0.8%	1.0%	0.8%
% of FP17s Relating to Continuations	40	3,903	1.0%	0.9%	1.0%	0.9%
% of Patients satisfied with the dentistry they have received	0	0	N/A	92.8%	93.2%	92.5%
% of Patients satisfied with the time they had to wait for an appointment	0	0	N/A	86.8%	88.1%	87.0%

\* This is based on patients treated on this contract for their most recent course of treatment.

Figures in *italics* indicate the base number of FP17s or Patient Questionnaire responses are less than 100. N/A is shown where the base number of responses is less than 10 during the period. % is calculated as Quantity/Base number\*100



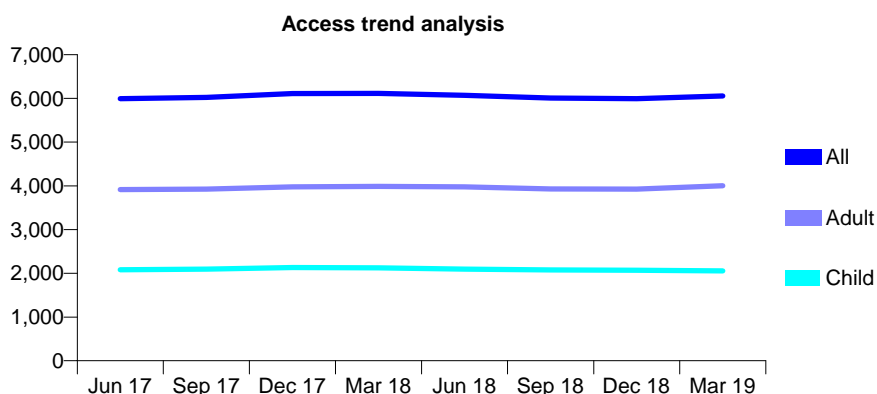
## Q46 - Vital Signs At a Glance Contract Report for 166405/0001 - Year end March 2019

Name or company name	Penny Meadow Dental Care Limited
Contract type name	GDS Contract
Purpose of contract	General
Contract start date	01/01/2014
Contract end date	

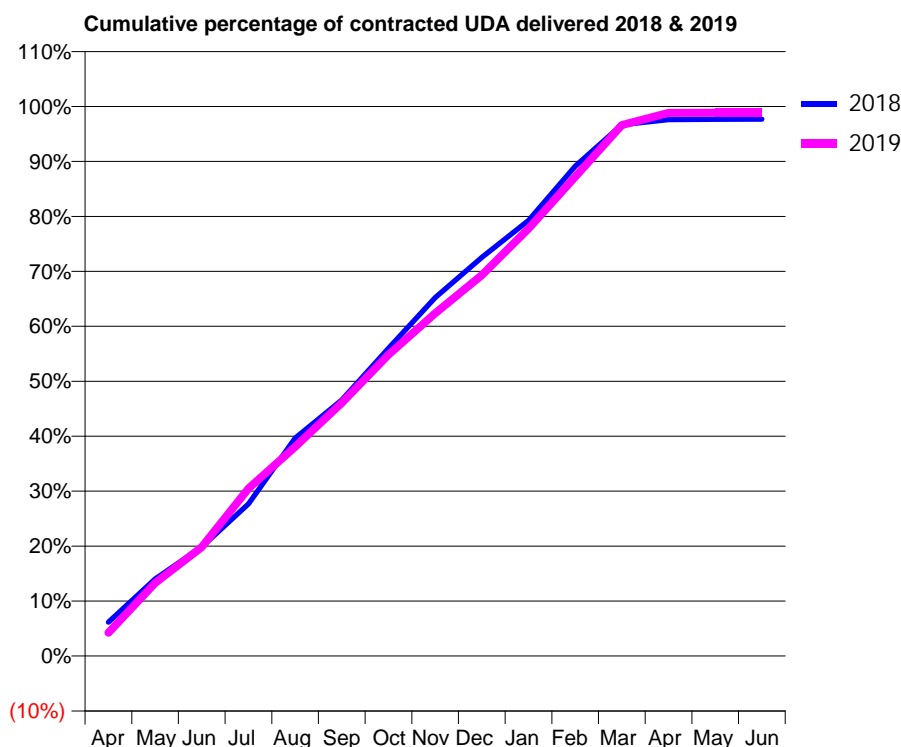
18/19 Contracted general activity (UDA)	16,838
Carry forward general activity (UDA)	16
18/19 Contracted orthodontic activity (UOA)	0
Carry forward orthodontic activity (UOA)	0
Baseline contract value	£481,103.49

### ACCESS\*

Patients seen in 24 months	Total	Change since previous quarter
Quarter ending March 2018	6,113	
Quarter ending June 2018	6,070	→
Quarter ending September 2018	6,008	↓
Quarter ending December 2018	5,995	→
Quarter ending March 2019	6,056	→
<b>Variance since March 2018</b>	<b>(0.9%)</b>	<b>→</b>



### ACTIVITY



Adjusted Scheduled Activity (UDA)		
Month	2018	2019
April	1,034	714
May	2,366	2,237
June	3,340	3,337
July	4,660	5,129
August	6,677	6,413
September	7,842	7,754
October	9,430	9,231
November	10,981	10,505
December	12,213	11,666
January	13,346	13,094
February	15,006	14,683
March	16,276	16,269
April	16,436	16,641
May	16,443	16,646
June	16,447	16,646

### QUALITY

	Quantity	Base Number	Contract	AT	Region	England
% of FP17s for the same patient ID Re-attending within 3 months - Children	264	3,499	7.5%	12.2%	12.3%	11.8%
% of FP17s for the same patient ID Re-attending within 3 months - Adults	676	5,496	12.3%	16.2%	15.9%	15.7%
% of FP17s for the same patient ID Re-attending between 3 & 9 months - Children	2,443	3,499	69.8%	58.0%	60.2%	58.9%
% of FP17s for the same patient ID Re-attending between 3 & 9 months - Adults	2,525	5,496	45.9%	50.9%	53.0%	50.8%
% of FP17s for Band 1 Urgent Courses	923	9,119	10.1%	10.1%	9.1%	9.1%
% of FP17s Relating to Free Repair or Replacements	44	9,119	0.5%	0.8%	1.0%	0.8%
% of FP17s Relating to Continuations	28	9,119	0.3%	0.9%	1.0%	0.9%
% of Patients satisfied with the dentistry they have received	1	1	N/A	92.8%	93.2%	92.5%
% of Patients satisfied with the time they had to wait for an appointment	1	1	N/A	86.8%	88.1%	87.0%

\* This is based on patients treated on this contract for their most recent course of treatment.

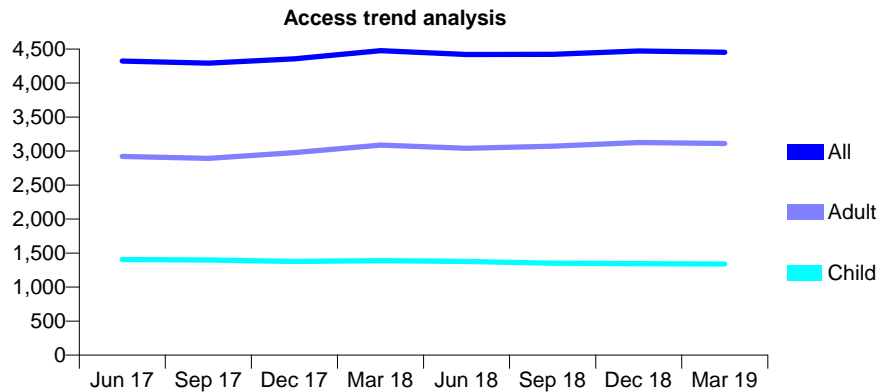
Figures in italics indicate the base number of FP17s or Patient Questionnaire responses are less than 100. N/A is shown where the base number of responses is less than 10 during the period. % is calculated as Quantity/Base number\*100

## Q46 - Vital Signs At a Glance Contract Report for 166707/0001 - Year end March 2019

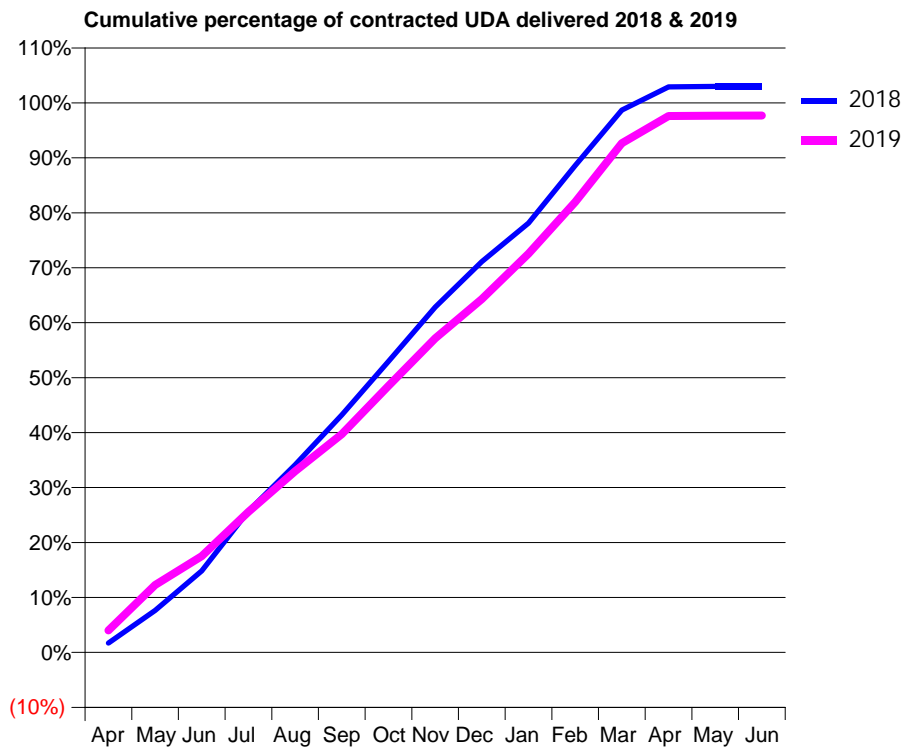
Name or company name	151 Dental Ltd	18/19 Contracted general activity (UDA)	18,209
Contract type name	GDS Contract	Carry forward general activity (UDA)	0
Purpose of contract	General	18/19 Contracted orthodontic activity (UOA)	0
Contract start date	01/08/2007	Carry forward orthodontic activity (UOA)	0
Contract end date		Baseline contract value	£477,759.43

### ACCESS\*

Patients seen in 24 months	Total	Change since previous quarter
Quarter ending March 2018	4,478	
Quarter ending June 2018	4,420	↓
Quarter ending September 2018	4,422	→
Quarter ending December 2018	4,471	→
Quarter ending March 2019	4,452	→
<b>Variance since March 2018</b>	<b>(0.6%)</b>	→



### ACTIVITY



Adjusted Scheduled Activity (UDA)		
Month	2018	2019
April	311	730
May	1,396	2,236
June	2,700	3,187
July	4,688	4,659
August	6,219	6,007
September	7,870	7,232
October	9,644	8,831
November	11,443	10,409
December	12,944	11,707
January	14,227	13,213
February	16,134	14,923
March	17,968	16,875
April	18,736	17,773
May	18,752	17,782
June	18,753	17,787

### QUALITY

	Quantity	Base Number	Contract	AT	Region	England
% of FP17s for the same patient ID Re-attending within 3 months - Children	675	2,984	22.6%	12.2%	12.3%	11.8%
% of FP17s for the same patient ID Re-attending within 3 months - Adults	1,043	4,971	21.0%	16.2%	15.9%	15.7%
% of FP17s for the same patient ID Re-attending between 3 & 9 months - Children	1,855	2,984	62.2%	58.0%	60.2%	58.9%
% of FP17s for the same patient ID Re-attending between 3 & 9 months - Adults	2,722	4,971	54.8%	50.9%	53.0%	50.8%
% of FP17s for Band 1 Urgent Courses	758	7,959	9.5%	10.1%	9.1%	9.1%
% of FP17s Relating to Free Repair or Replacements	53	7,959	0.7%	0.8%	1.0%	0.8%
% of FP17s Relating to Continuations	36	7,959	0.5%	0.9%	1.0%	0.9%
% of Patients satisfied with the dentistry they have received	2	3	N/A	92.8%	93.2%	92.5%
% of Patients satisfied with the time they had to wait for an appointment	2	3	N/A	86.8%	88.1%	87.0%

\* This is based on patients treated on this contract for their most recent course of treatment. Figures in italics indicate the base number of FP17s or Patient Questionnaire responses are less than 100. N/A is shown where the base number of responses is less than 10 during the period. % is calculated as Quantity/Base number\*100

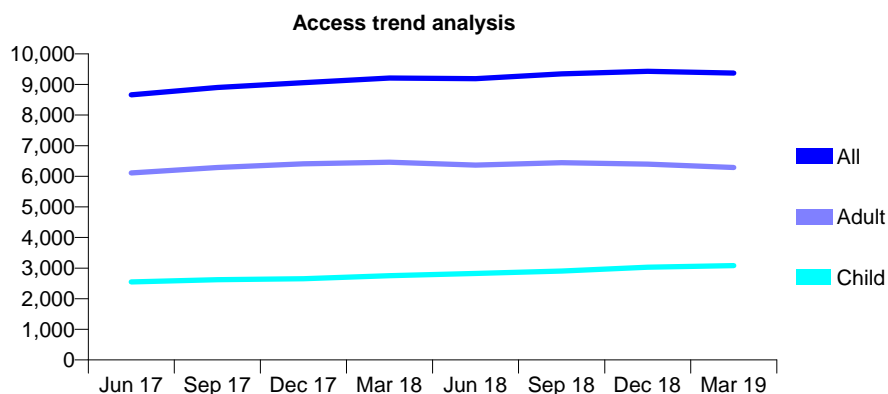
## Q46 - Vital Signs At a Glance Contract Report for 167312/0001 - Year end March 2019

Name or company name	Mellor, Wilkinson and Shokraee
Contract type name	GDS Contract
Purpose of contract	General
Contract start date	01/06/2015
Contract end date	

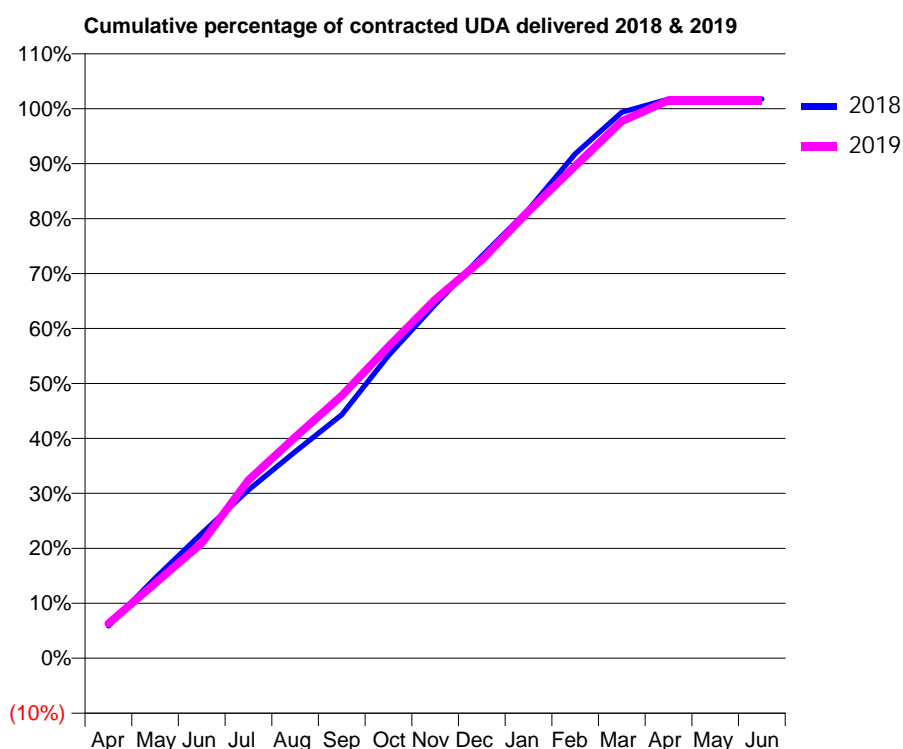
18/19 Contracted general activity (UDA)	21,353
Carry forward general activity (UDA)	-376
18/19 Contracted orthodontic activity (UOA)	0
Carry forward orthodontic activity (UOA)	0
Baseline contract value	£704,467.36

### ACCESS\*

Patients seen in 24 months	Total	Change since previous quarter
Quarter ending March 2018	9,210	
Quarter ending June 2018	9,189	→
Quarter ending September 2018	9,347	→
Quarter ending December 2018	9,430	→
Quarter ending March 2019	9,372	→
<b>Variance since March 2018</b>	<b>1.8%</b>	<b>→</b>



### ACTIVITY



Adjusted Scheduled Activity (UDA)		
Month	2018	2019
April	1,258	1,343
May	3,114	2,915
June	4,845	4,474
July	6,536	6,919
August	8,026	8,593
September	9,461	10,202
October	11,764	12,115
November	13,744	13,943
December	15,623	15,475
January	17,434	17,365
February	19,596	19,123
March	21,213	20,866
April	21,726	21,673
May	21,733	21,671
June	21,729	21,671

### QUALITY

	Quantity	Base Number	Contract	AT	Region	England
% of FP17s for the same patient ID Re-attending within 3 months - Children	436	5,066	8.6%	12.2%	12.3%	11.8%
% of FP17s for the same patient ID Re-attending within 3 months - Adults	1,165	7,819	14.9%	16.2%	15.9%	15.7%
% of FP17s for the same patient ID Re-attending between 3 & 9 months - Children	3,045	5,066	60.1%	58.0%	60.2%	58.9%
% of FP17s for the same patient ID Re-attending between 3 & 9 months - Adults	3,494	7,819	44.7%	50.9%	53.0%	50.8%
% of FP17s for Band 1 Urgent Courses	1,120	11,210	10.0%	10.1%	9.1%	9.1%
% of FP17s Relating to Free Repair or Replacements	48	11,210	0.4%	0.8%	1.0%	0.8%
% of FP17s Relating to Continuations	91	11,210	0.8%	0.9%	1.0%	0.9%
% of Patients satisfied with the dentistry they have received	0	0	N/A	92.8%	93.2%	92.5%
% of Patients satisfied with the time they had to wait for an appointment	0	0	N/A	86.8%	88.1%	87.0%

\* This is based on patients treated on this contract for their most recent course of treatment.

Figures in italics indicate the base number of FP17s or Patient Questionnaire responses are less than 100. N/A is shown where the base number of responses is less than 10 during the period. % is calculated as Quantity/Base number\*100

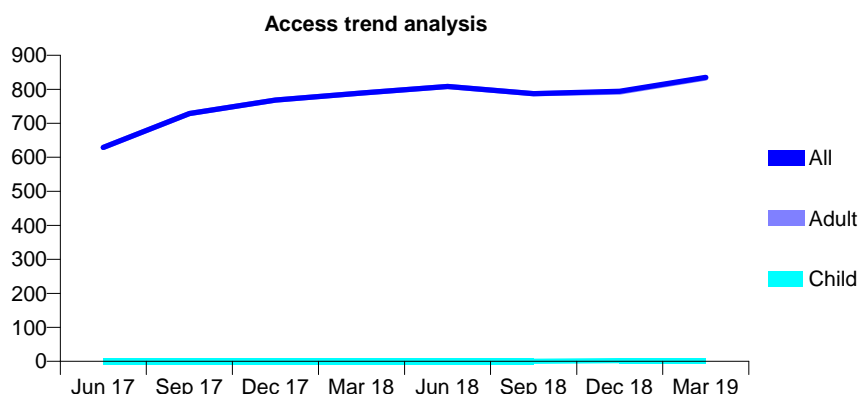
## Q46 - Vital Signs At a Glance Contract Report for 167312/0002 - Year end March 2019

Name or company name	Mellor, Wilkinson and Shokraee
Contract type name	GDS Contract
Purpose of contract	General
Contract start date	01/11/2015
Contract end date	

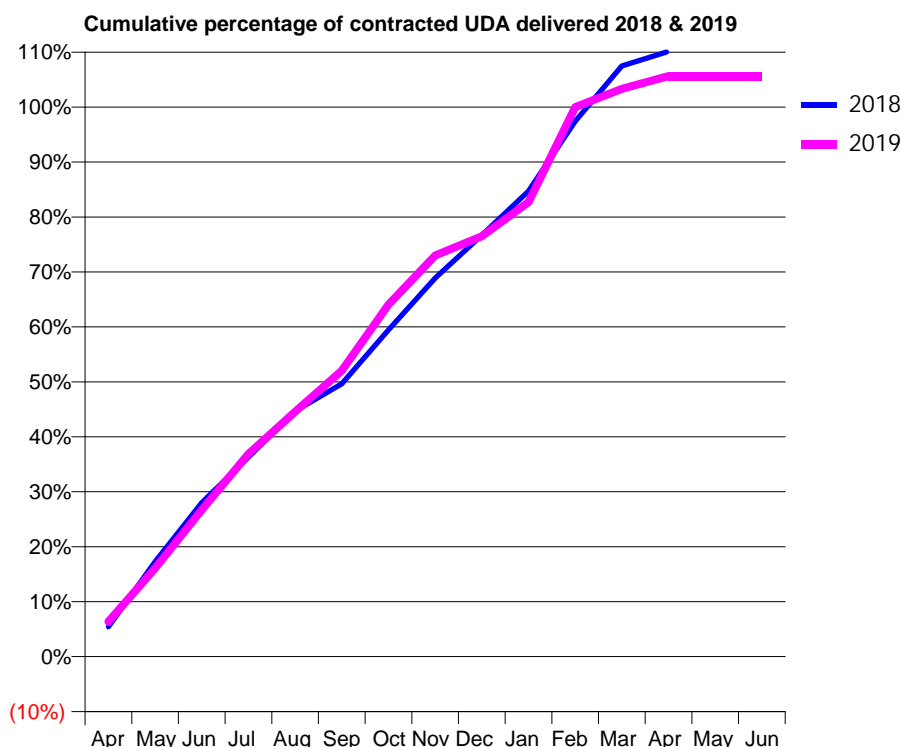
18/19 Contracted general activity (UDA)	2,000
Carry forward general activity (UDA)	-40
18/19 Contracted orthodontic activity (UOA)	0
Carry forward orthodontic activity (UOA)	0
Baseline contract value	£173,160.41

### ACCESS\*

Patients seen in 24 months	Total	Change since previous quarter
Quarter ending March 2018	789	
Quarter ending June 2018	808	↑
Quarter ending September 2018	787	↓
Quarter ending December 2018	794	→
Quarter ending March 2019	835	↑
<b>Variance since March 2018</b>	<b>5.8%</b>	<b>↑</b>



### ACTIVITY



Adjusted Scheduled Activity (UDA)		
Month	2018	2019
April	109	128
May	346	322
June	560	534
July	726	738
August	894	891
September	993	1,040
October	1,189	1,281
November	1,378	1,460
December	1,534	1,530
January	1,694	1,654
February	1,948	2,000
March	2,149	2,066
April	2,203	2,113
May	2,206	2,113
June	2,209	2,113

### QUALITY

	Quantity	Base Number	Contract	AT	Region	England
% of FP17s for the same patient ID Re-attending within 3 months - Children	0	2	0.0%	12.2%	12.3%	11.8%
% of FP17s for the same patient ID Re-attending within 3 months - Adults	79	686	11.5%	16.2%	15.9%	15.7%
% of FP17s for the same patient ID Re-attending between 3 & 9 months - Children	0	2	0.0%	58.0%	60.2%	58.9%
% of FP17s for the same patient ID Re-attending between 3 & 9 months - Adults	85	686	12.4%	50.9%	53.0%	50.8%
% of FP17s for Band 1 Urgent Courses	391	665	58.8%	10.1%	9.1%	9.1%
% of FP17s Relating to Free Repair or Replacements	0	665	0.0%	0.8%	1.0%	0.8%
% of FP17s Relating to Continuations	0	665	0.0%	0.9%	1.0%	0.9%
% of Patients satisfied with the dentistry they have received	1	1	N/A	92.8%	93.2%	92.5%
% of Patients satisfied with the time they had to wait for an appointment	0	1	N/A	86.8%	88.1%	87.0%

\* This is based on patients treated on this contract for their most recent course of treatment.  
 Figures in italics indicate the base number of FP17s or Patient Questionnaire responses are less than 100. N/A is shown where the base number of responses is less than 10 during the period. % is calculated as Quantity/Base number\*100

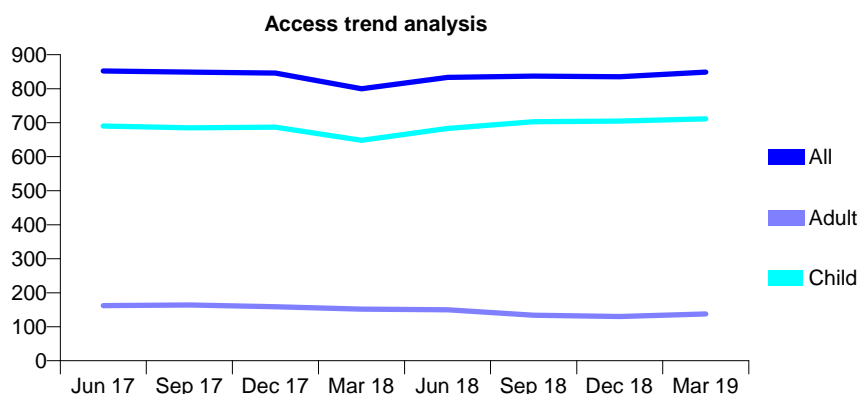
## Q46 - Vital Signs At a Glance Contract Report for 168033/0001 - Year end March 2019

Name or company name	Mossley Dental Care
Contract type name	GDS Contract
Purpose of contract	General
Contract start date	01/02/2013
Contract end date	

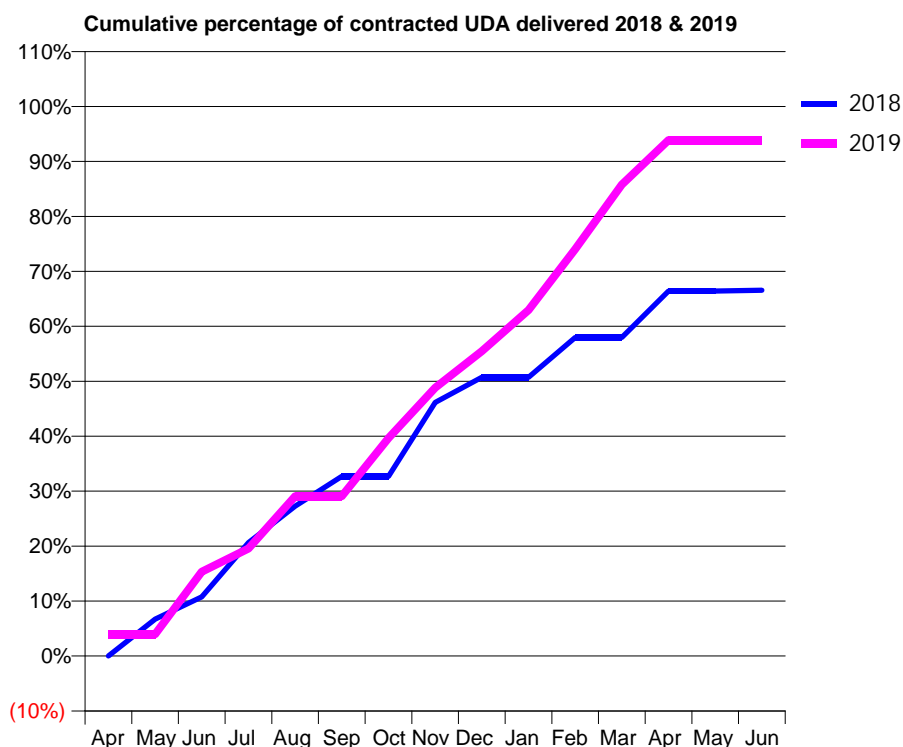
18/19 Contracted general activity (UDA)	2,000
Carry forward general activity (UDA)	0
18/19 Contracted orthodontic activity (UOA)	0
Carry forward orthodontic activity (UOA)	0
Baseline contract value	£57,133.00

### ACCESS\*

Patients seen in 24 months	Total	Change since previous quarter
Quarter ending March 2018	800	
Quarter ending June 2018	833	↑
Quarter ending September 2018	837	→
Quarter ending December 2018	835	→
Quarter ending March 2019	849	→
<b>Variance since March 2018</b>	<b>6.1%</b>	<b>↑</b>



### ACTIVITY



Adjusted Scheduled Activity (UDA)		
Month	2018	2019
April	0	79
May	134	79
June	215	307
July	413	391
August	546	582
September	654	582
October	654	793
November	923	977
December	1,014	1,109
January	1,014	1,259
February	1,159	1,481
March	1,159	1,715
April	1,328	1,878
May	1,328	1,878
June	1,331	1,878

### QUALITY

	Quantity	Base Number	Contract	AT	Region	England
% of FP17s for the same patient ID Re-attending within 3 months - Children	69	1,190	5.8%	12.2%	12.3%	11.8%
% of FP17s for the same patient ID Re-attending within 3 months - Adults	23	162	14.2%	16.2%	15.9%	15.7%
% of FP17s for the same patient ID Re-attending between 3 & 9 months - Children	704	1,190	59.2%	58.0%	60.2%	58.9%
% of FP17s for the same patient ID Re-attending between 3 & 9 months - Adults	101	162	62.3%	50.9%	53.0%	50.8%
% of FP17s for Band 1 Urgent Courses	23	1,281	1.8%	10.1%	9.1%	9.1%
% of FP17s Relating to Free Repair or Replacements	0	1,281	0.0%	0.8%	1.0%	0.8%
% of FP17s Relating to Continuations	14	1,281	1.1%	0.9%	1.0%	0.9%
% of Patients satisfied with the dentistry they have received	0	0	N/A	92.8%	93.2%	92.5%
% of Patients satisfied with the time they had to wait for an appointment	0	0	N/A	86.8%	88.1%	87.0%

\* This is based on patients treated on this contract for their most recent course of treatment.

Figures in italics indicate the base number of FP17s or Patient Questionnaire responses are less than 100. N/A is shown where the base number of responses is less than 10 during the period. % is calculated as Quantity/Base number\*100

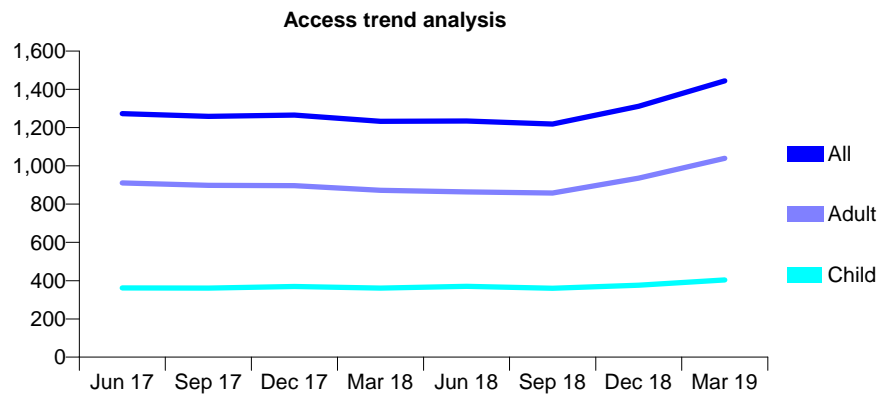
## Q46 - Vital Signs At a Glance Contract Report for 168157/0001 - Year end March 2019

Name or company name	Ravat & Ray Dental Care Bolton
Contract type name	GDS Contract
Purpose of contract	General
Contract start date	28/01/2014
Contract end date	

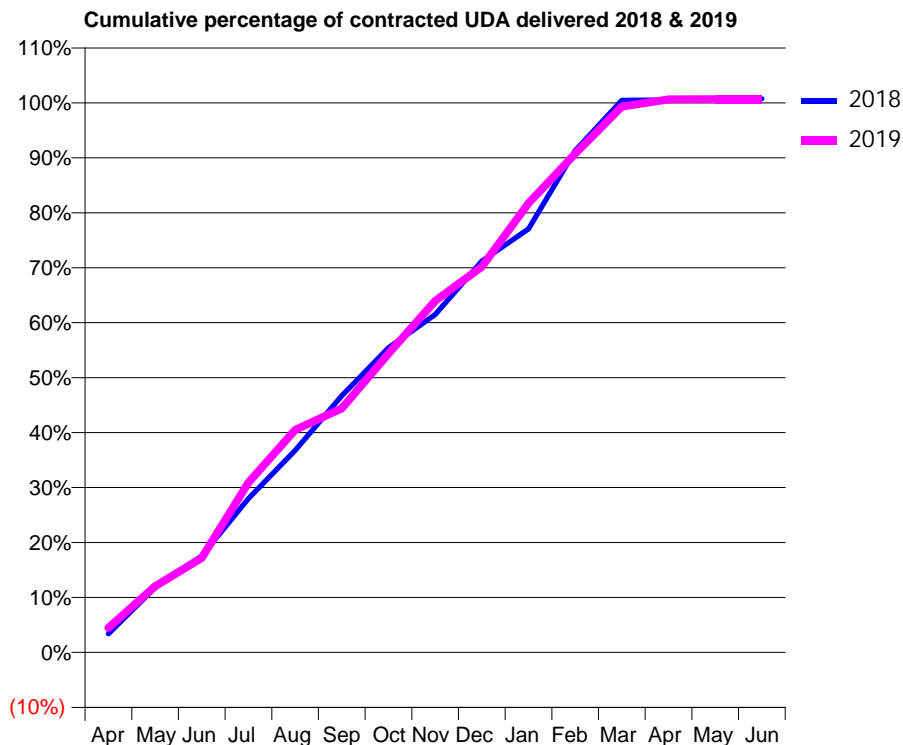
18/19 Contracted general activity (UDA)	3,981
Carry forward general activity (UDA)	-29
18/19 Contracted orthodontic activity (UOA)	0
Carry forward orthodontic activity (UOA)	0
Baseline contract value	£92,762.38

### ACCESS\*

Patients seen in 24 months	Total	Change since previous quarter
Quarter ending March 2018	1,233	
Quarter ending June 2018	1,234	→
Quarter ending September 2018	1,218	↓
Quarter ending December 2018	1,312	↑
Quarter ending March 2019	1,444	↑
<b>Variance since March 2018</b>	<b>17.1%</b>	<b>↑</b>



### ACTIVITY



Adjusted Scheduled Activity (UDA)		
Month	2018	2019
April	136	178
May	470	480
June	700	685
July	1,115	1,230
August	1,464	1,611
September	1,860	1,768
October	2,207	2,164
November	2,447	2,546
December	2,834	2,793
January	3,069	3,253
February	3,635	3,613
March	3,999	3,953
April	4,001	4,006
May	4,011	4,007
June	4,010	4,007

### QUALITY

	Quantity	Base Number	Contract	AT	Region	England
% of FP17s for the same patient ID Re-attending within 3 months - Children	47	678	6.9%	12.2%	12.3%	11.8%
% of FP17s for the same patient ID Re-attending within 3 months - Adults	216	1,612	13.4%	16.2%	15.9%	15.7%
% of FP17s for the same patient ID Re-attending between 3 & 9 months - Children	440	678	64.9%	58.0%	60.2%	58.9%
% of FP17s for the same patient ID Re-attending between 3 & 9 months - Adults	917	1,612	56.9%	50.9%	53.0%	50.8%
% of FP17s for Band 1 Urgent Courses	91	2,022	4.5%	10.1%	9.1%	9.1%
% of FP17s Relating to Free Repair or Replacements	56	2,022	2.8%	0.8%	1.0%	0.8%
% of FP17s Relating to Continuations	6	2,022	0.3%	0.9%	1.0%	0.9%
% of Patients satisfied with the dentistry they have received	0	0	N/A	92.8%	93.2%	92.5%
% of Patients satisfied with the time they had to wait for an appointment	0	0	N/A	86.8%	88.1%	87.0%

\* This is based on patients treated on this contract for their most recent course of treatment.

Figures in italics indicate the base number of FP17s or Patient Questionnaire responses are less than 100. N/A is shown where the base number of responses is less than 10 during the period. % is calculated as Quantity/Base number\*100

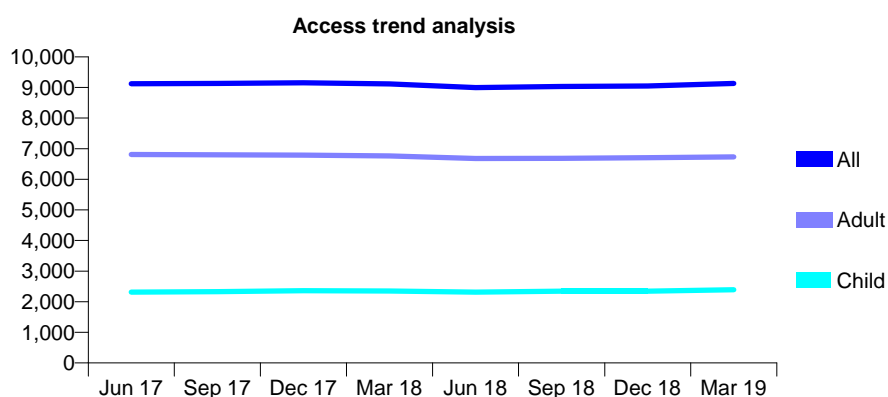
## Q46 - Vital Signs At a Glance Contract Report for 168270/0001 - Year end March 2019

Name or company name	Withers & Ripley
Contract type name	GDS Contract
Purpose of contract	General
Contract start date	01/07/2010
Contract end date	

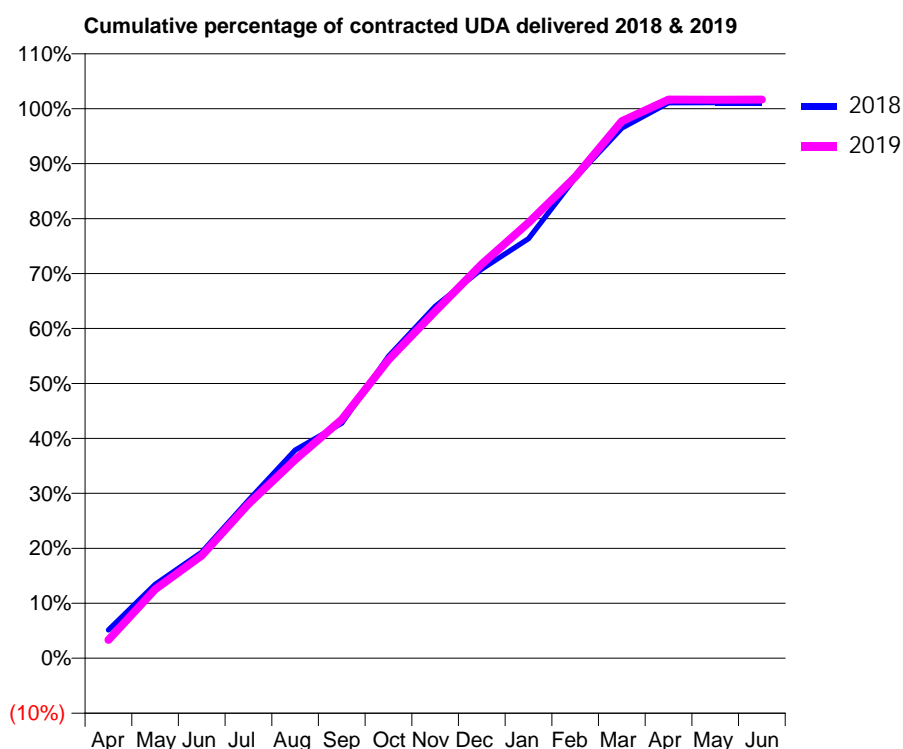
18/19 Contracted general activity (UDA)	26,084
Carry forward general activity (UDA)	-356
18/19 Contracted orthodontic activity (UOA)	0
Carry forward orthodontic activity (UOA)	0
Baseline contract value	£783,178.47

### ACCESS\*

Patients seen in 24 months	Total	Change since previous quarter
Quarter ending March 2018	9,116	
Quarter ending June 2018	8,996	↓
Quarter ending September 2018	9,032	→
Quarter ending December 2018	9,050	→
Quarter ending March 2019	9,131	→
<b>Variance since March 2018</b>	<b>0.2%</b>	<b>→</b>



### ACTIVITY



Adjusted Scheduled Activity (UDA)		
Month	2018	2019
April	1,337	873
May	3,502	3,270
June	5,038	4,880
July	7,490	7,322
August	9,880	9,421
September	11,157	11,333
October	14,328	14,165
November	16,698	16,469
December	18,468	18,708
January	19,913	20,672
February	22,798	22,849
March	25,162	25,488
April	26,363	26,512
May	26,366	26,507
June	26,368	26,515

### QUALITY

	Quantity	Base Number	Contract	AT	Region	England
% of FP17s for the same patient ID Re-attending within 3 months - Children	375	3,822	9.8%	12.2%	12.3%	11.8%
% of FP17s for the same patient ID Re-attending within 3 months - Adults	1,074	10,432	10.3%	16.2%	15.9%	15.7%
% of FP17s for the same patient ID Re-attending between 3 & 9 months - Children	2,185	3,822	57.2%	58.0%	60.2%	58.9%
% of FP17s for the same patient ID Re-attending between 3 & 9 months - Adults	6,406	10,432	61.4%	50.9%	53.0%	50.8%
% of FP17s for Band 1 Urgent Courses	796	14,123	5.6%	10.1%	9.1%	9.1%
% of FP17s Relating to Free Repair or Replacements	141	14,123	1.0%	0.8%	1.0%	0.8%
% of FP17s Relating to Continuations	88	14,123	0.6%	0.9%	1.0%	0.9%
% of Patients satisfied with the dentistry they have received	3	3	N/A	92.8%	93.2%	92.5%
% of Patients satisfied with the time they had to wait for an appointment	3	3	N/A	86.8%	88.1%	87.0%

\* This is based on patients treated on this contract for their most recent course of treatment.

Figures in italics indicate the base number of FP17s or Patient Questionnaire responses are less than 100. N/A is shown where the base number of responses is less than 10 during the period. % is calculated as Quantity/Base number\*100



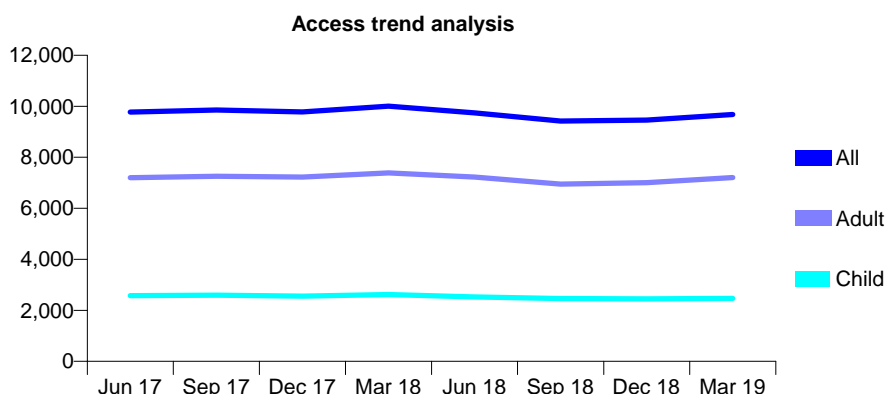
## Q46 - Vital Signs At a Glance Contract Report for 168653/0001 - Year end March 2019

Name or company name	SimplyOne Dental
Contract type name	GDS Contract
Purpose of contract	General
Contract start date	03/09/2014
Contract end date	

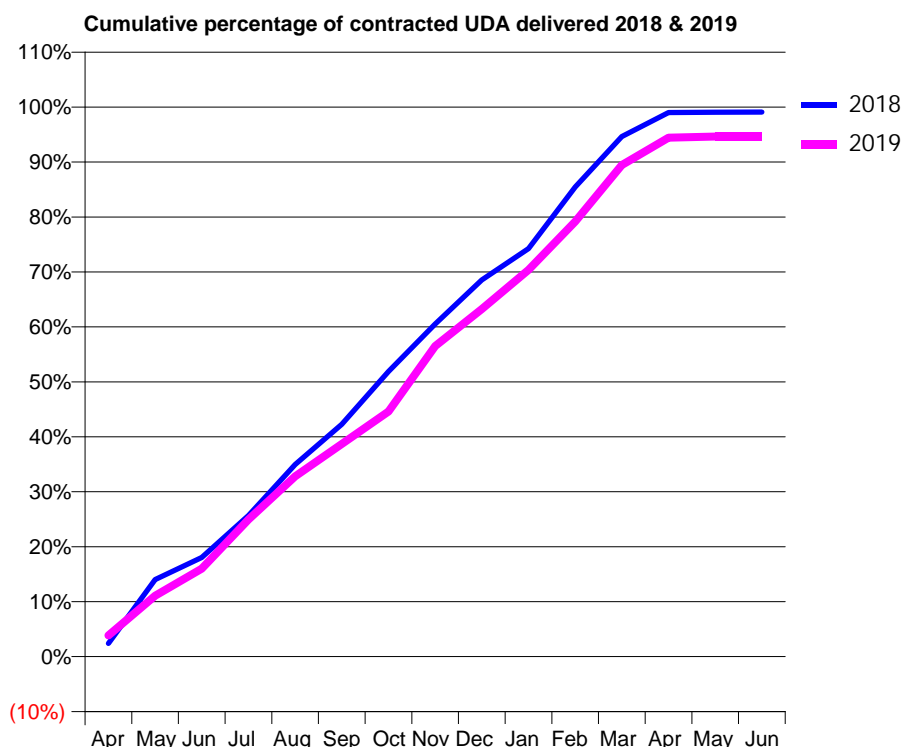
18/19 Contracted general activity (UDA)	26,986
Carry forward general activity (UDA)	-195
18/19 Contracted orthodontic activity (UOA)	0
Carry forward orthodontic activity (UOA)	0
Baseline contract value	£772,252.07

### ACCESS\*

Patients seen in 24 months	Total	Change since previous quarter
Quarter ending March 2018	10,006	
Quarter ending June 2018	9,745	↓
Quarter ending September 2018	9,418	↓
Quarter ending December 2018	9,454	→
Quarter ending March 2019	9,676	↑
<b>Variance since March 2018</b>	<b>(3.3%)</b>	<b>↓</b>



### ACTIVITY



Adjusted Scheduled Activity (UDA)		
Month	2018	2019
April	715	1,045
May	4,156	2,991
June	5,337	4,321
July	7,598	6,731
August	10,343	8,849
September	12,509	10,443
October	15,354	12,031
November	17,908	15,248
December	20,279	17,062
January	21,965	18,989
February	25,281	21,367
March	27,995	24,135
April	29,292	25,485
May	29,307	25,534
June	29,319	25,536

### QUALITY

	Quantity	Base Number	Contract	AT	Region	England
% of FP17s for the same patient ID Re-attending within 3 months - Children	215	2,998	7.2%	12.2%	12.3%	11.8%
% of FP17s for the same patient ID Re-attending within 3 months - Adults	1,032	7,982	12.9%	16.2%	15.9%	15.7%
% of FP17s for the same patient ID Re-attending between 3 & 9 months - Children	1,490	2,998	49.7%	58.0%	60.2%	58.9%
% of FP17s for the same patient ID Re-attending between 3 & 9 months - Adults	3,442	7,982	43.1%	50.9%	53.0%	50.8%
% of FP17s for Band 1 Urgent Courses	1,217	11,196	10.9%	10.1%	9.1%	9.1%
% of FP17s Relating to Free Repair or Replacements	50	11,196	0.4%	0.8%	1.0%	0.8%
% of FP17s Relating to Continuations	100	11,196	0.9%	0.9%	1.0%	0.9%
% of Patients satisfied with the dentistry they have received	3	3	N/A	92.8%	93.2%	92.5%
% of Patients satisfied with the time they had to wait for an appointment	2	3	N/A	86.8%	88.1%	87.0%

\* This is based on patients treated on this contract for their most recent course of treatment.  
 Figures in *italics* indicate the base number of FP17s or Patient Questionnaire responses are less than 100. N/A is shown where the base number of responses is less than 10 during the period. % is calculated as Quantity/Base number\*100

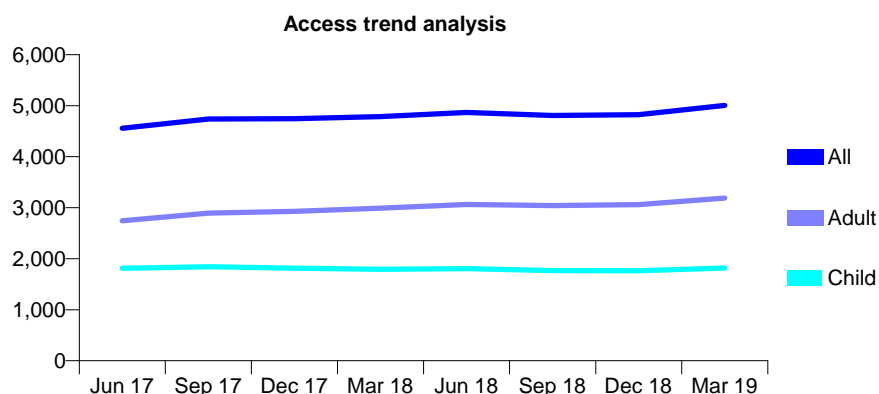
## Q46 - Vital Signs At a Glance Contract Report for 168947/0001 - Year end March 2019

Name or company name	Silverwell Dental Surgery
Contract type name	GDS Contract
Purpose of contract	General
Contract start date	01/06/2010
Contract end date	

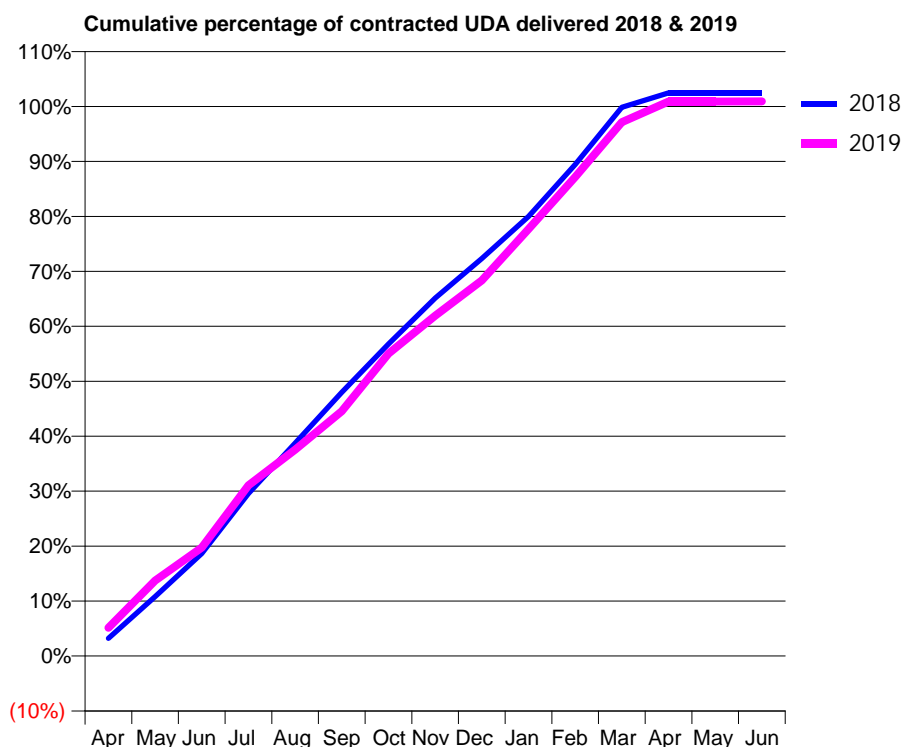
18/19 Contracted general activity (UDA)	12,600
Carry forward general activity (UDA)	0
18/19 Contracted orthodontic activity (UOA)	0
Carry forward orthodontic activity (UOA)	0
Baseline contract value	£319,637.89

### ACCESS\*

Patients seen in 24 months	Total	Change since previous quarter
Quarter ending March 2018	4,786	
Quarter ending June 2018	4,866	→
Quarter ending September 2018	4,809	↓
Quarter ending December 2018	4,824	→
Quarter ending March 2019	5,005	↑
<b>Variance since March 2018</b>	<b>4.6%</b>	<b>↑</b>



### ACTIVITY



Adjusted Scheduled Activity (UDA)		
Month	2018	2019
April	405	651
May	1,364	1,728
June	2,349	2,486
July	3,724	3,916
August	4,883	4,731
September	6,045	5,611
October	7,153	6,933
November	8,206	7,802
December	9,113	8,612
January	10,079	9,790
February	11,269	10,986
March	12,580	12,238
April	12,910	12,712
May	12,911	12,713
June	12,911	12,715

### QUALITY

	Quantity	Base Number	Contract	AT	Region	England
% of FP17s for the same patient ID Re-attending within 3 months - Children	289	2,824	10.2%	12.2%	12.3%	11.8%
% of FP17s for the same patient ID Re-attending within 3 months - Adults	588	4,136	14.2%	16.2%	15.9%	15.7%
% of FP17s for the same patient ID Re-attending between 3 & 9 months - Children	1,619	2,824	57.3%	58.0%	60.2%	58.9%
% of FP17s for the same patient ID Re-attending between 3 & 9 months - Adults	2,246	4,136	54.3%	50.9%	53.0%	50.8%
% of FP17s for Band 1 Urgent Courses	466	7,009	6.6%	10.1%	9.1%	9.1%
% of FP17s Relating to Free Repair or Replacements	20	7,009	0.3%	0.8%	1.0%	0.8%
% of FP17s Relating to Continuations	40	7,009	0.6%	0.9%	1.0%	0.9%
% of Patients satisfied with the dentistry they have received	0	0	N/A	92.8%	93.2%	92.5%
% of Patients satisfied with the time they had to wait for an appointment	0	0	N/A	86.8%	88.1%	87.0%

\* This is based on patients treated on this contract for their most recent course of treatment.

Figures in italics indicate the base number of FP17s or Patient Questionnaire responses are less than 100. N/A is shown where the base number of responses is less than 10 during the period. % is calculated as Quantity/Base number\*100

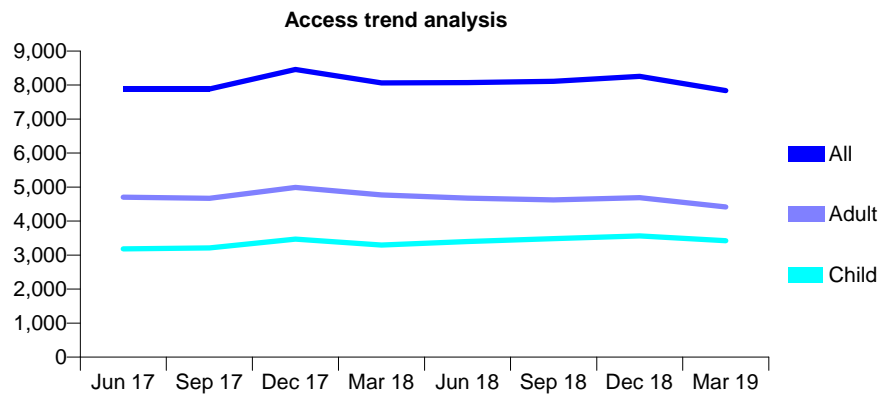
## Q46 - Vital Signs At a Glance Contract Report for 173096/0001 - Year end March 2019

Name or company name	Mr A Hussain
Contract type name	GDS Contract
Purpose of contract	General
Contract start date	01/04/2010
Contract end date	

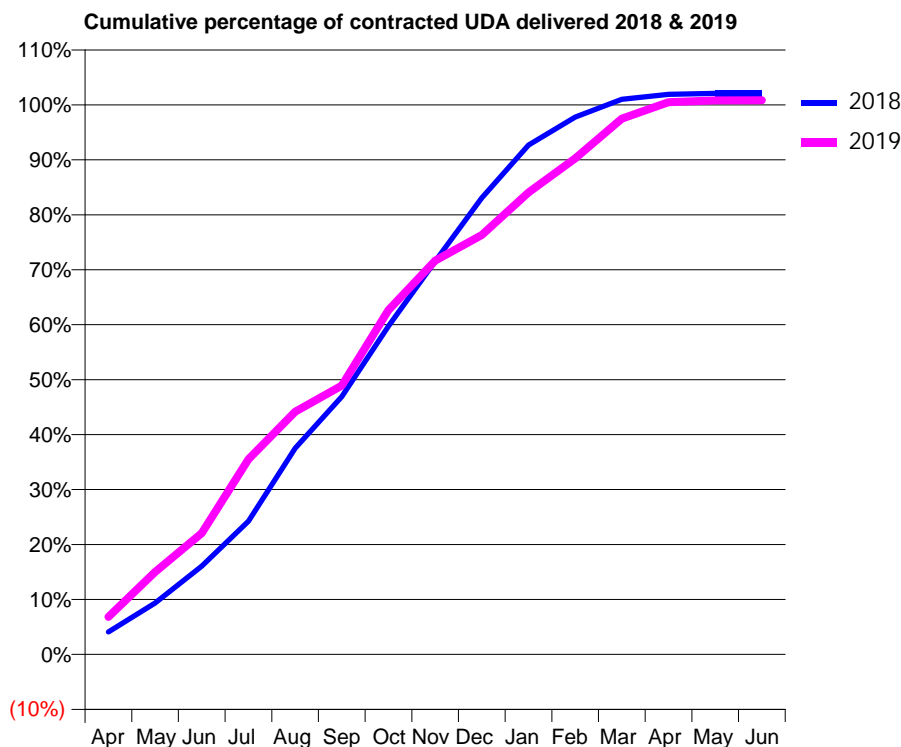
18/19 Contracted general activity (UDA)	22,889
Carry forward general activity (UDA)	-458
18/19 Contracted orthodontic activity (UOA)	0
Carry forward orthodontic activity (UOA)	0
Baseline contract value	£669,536.10

### ACCESS\*

Patients seen in 24 months	Total	Change since previous quarter
Quarter ending March 2018	8,066	
Quarter ending June 2018	8,073	→
Quarter ending September 2018	8,110	→
Quarter ending December 2018	8,255	→
Quarter ending March 2019	7,838	↓
<b>Variance since March 2018</b>	<b>(2.8%)</b>	<b>↓</b>



### ACTIVITY



Adjusted Scheduled Activity (UDA)		
Month	2018	2019
April	934	1,565
May	2,145	3,438
June	3,681	5,051
July	5,553	8,130
August	8,591	10,111
September	10,733	11,195
October	13,675	14,339
November	16,375	16,397
December	19,018	17,464
January	21,214	19,237
February	22,379	20,660
March	23,119	22,313
April	23,327	22,998
May	23,363	23,068
June	23,366	23,082

### QUALITY

	Quantity	Base Number	Contract	AT	Region	England
% of FP17s for the same patient ID Re-attending within 3 months - Children	527	4,832	10.9%	12.2%	12.3%	11.8%
% of FP17s for the same patient ID Re-attending within 3 months - Adults	1,101	5,477	20.1%	16.2%	15.9%	15.7%
% of FP17s for the same patient ID Re-attending between 3 & 9 months - Children	2,205	4,832	45.6%	58.0%	60.2%	58.9%
% of FP17s for the same patient ID Re-attending between 3 & 9 months - Adults	2,225	5,477	40.6%	50.9%	53.0%	50.8%
% of FP17s for Band 1 Urgent Courses	1,327	10,729	12.4%	10.1%	9.1%	9.1%
% of FP17s Relating to Free Repair or Replacements	58	10,729	0.5%	0.8%	1.0%	0.8%
% of FP17s Relating to Continuations	173	10,729	1.6%	0.9%	1.0%	0.9%
% of Patients satisfied with the dentistry they have received	1	1	N/A	92.8%	93.2%	92.5%
% of Patients satisfied with the time they had to wait for an appointment	1	1	N/A	86.8%	88.1%	87.0%

\* This is based on patients treated on this contract for their most recent course of treatment. Figures in italics indicate the base number of FP17s or Patient Questionnaire responses are less than 100. N/A is shown where the base number of responses is less than 10 during the period. % is calculated as Quantity/Base number\*100

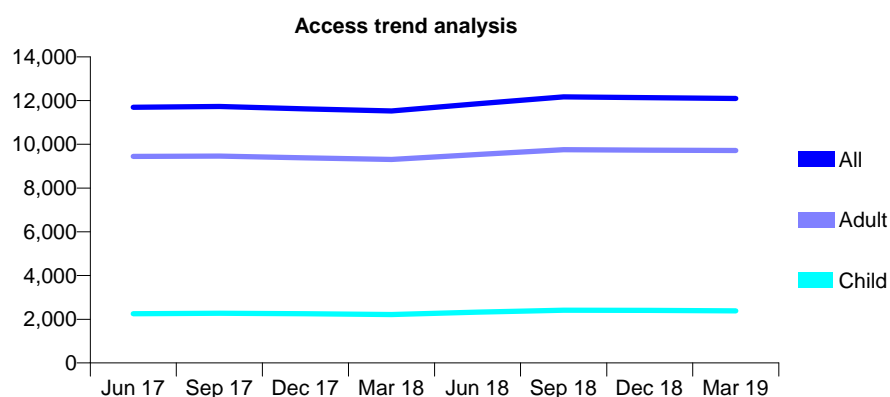
## Q46 - Vital Signs At a Glance Contract Report for 173401/0001 - Year end March 2019

Name or company name	Romiley Dental Practice
Contract type name	GDS Contract
Purpose of contract	General
Contract start date	01/04/2006
Contract end date	

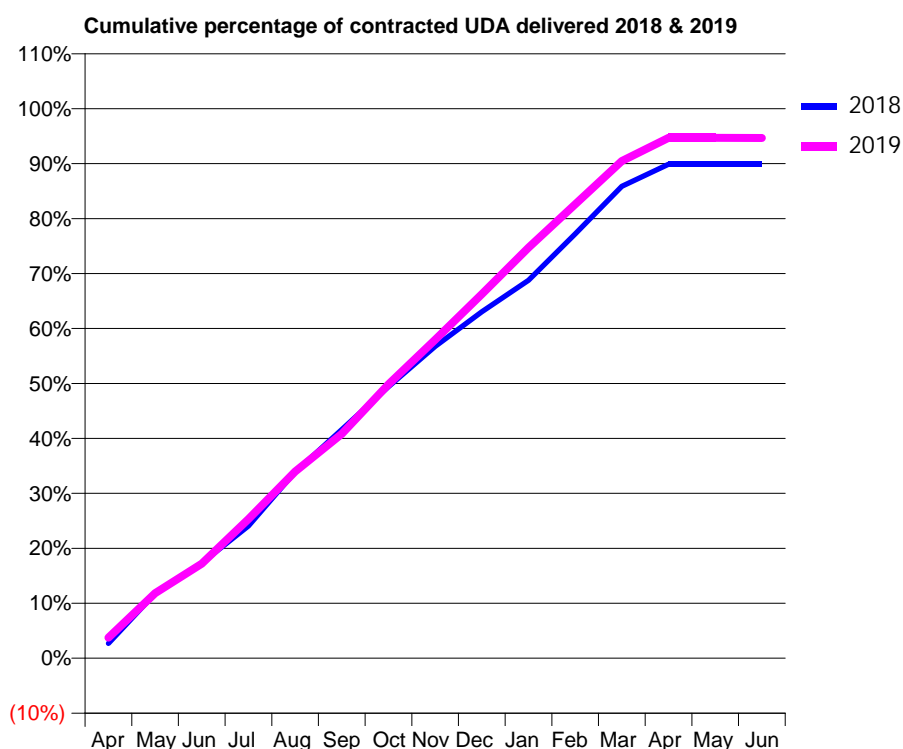
18/19 Contracted general activity (UDA)	34,502
Carry forward general activity (UDA)	0
18/19 Contracted orthodontic activity (UOA)	0
Carry forward orthodontic activity (UOA)	0
Baseline contract value	£849,142.51

### ACCESS\*

Patients seen in 24 months	Total	Change since previous quarter
Quarter ending March 2018	11,526	
Quarter ending June 2018	11,854	↑
Quarter ending September 2018	12,164	↑
Quarter ending December 2018	12,138	→
Quarter ending March 2019	12,100	→
<b>Variance since March 2018</b>	<b>5.0%</b>	<b>↑</b>



### ACTIVITY



Adjusted Scheduled Activity (UDA)		
Month	2018	2019
April	869	1,296
May	3,772	4,083
June	5,540	5,928
July	7,709	8,736
August	10,855	11,723
September	13,314	14,086
October	15,811	17,192
November	18,162	19,998
December	20,170	22,851
January	22,004	25,775
February	24,716	28,505
March	27,477	31,214
April	28,766	32,668
May	28,764	32,663
June	28,765	32,658

### QUALITY

	Quantity	Base Number	Contract	AT	Region	England
% of FP17s for the same patient ID Re-attending within 3 months - Children	215	3,432	6.3%	12.2%	12.3%	11.8%
% of FP17s for the same patient ID Re-attending within 3 months - Adults	1,755	13,923	12.6%	16.2%	15.9%	15.7%
% of FP17s for the same patient ID Re-attending between 3 & 9 months - Children	1,866	3,432	54.4%	58.0%	60.2%	58.9%
% of FP17s for the same patient ID Re-attending between 3 & 9 months - Adults	7,476	13,923	53.7%	50.9%	53.0%	50.8%
% of FP17s for Band 1 Urgent Courses	1,375	16,618	8.3%	10.1%	9.1%	9.1%
% of FP17s Relating to Free Repair or Replacements	179	16,618	1.1%	0.8%	1.0%	0.8%
% of FP17s Relating to Continuations	148	16,618	0.9%	0.9%	1.0%	0.9%
% of Patients satisfied with the dentistry they have received	3	3	N/A	92.8%	93.2%	92.5%
% of Patients satisfied with the time they had to wait for an appointment	3	3	N/A	86.8%	88.1%	87.0%

\* This is based on patients treated on this contract for their most recent course of treatment.

Figures in italics indicate the base number of FP17s or Patient Questionnaire responses are less than 100. N/A is shown where the base number of responses is less than 10 during the period. % is calculated as Quantity/Base number\*100

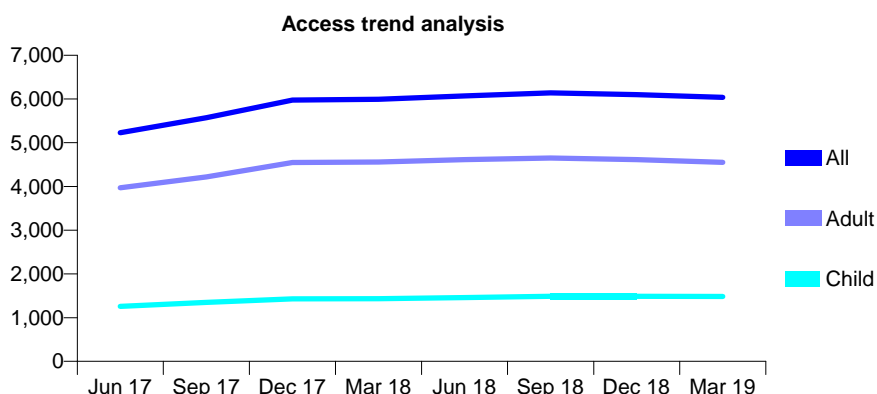
## Q46 - Vital Signs At a Glance Contract Report for 173673/0001 - Year end March 2019

Name or company name	Dr Ambareen Tejani-Sharif
Contract type name	GDS Contract
Purpose of contract	General
Contract start date	01/02/2016
Contract end date	

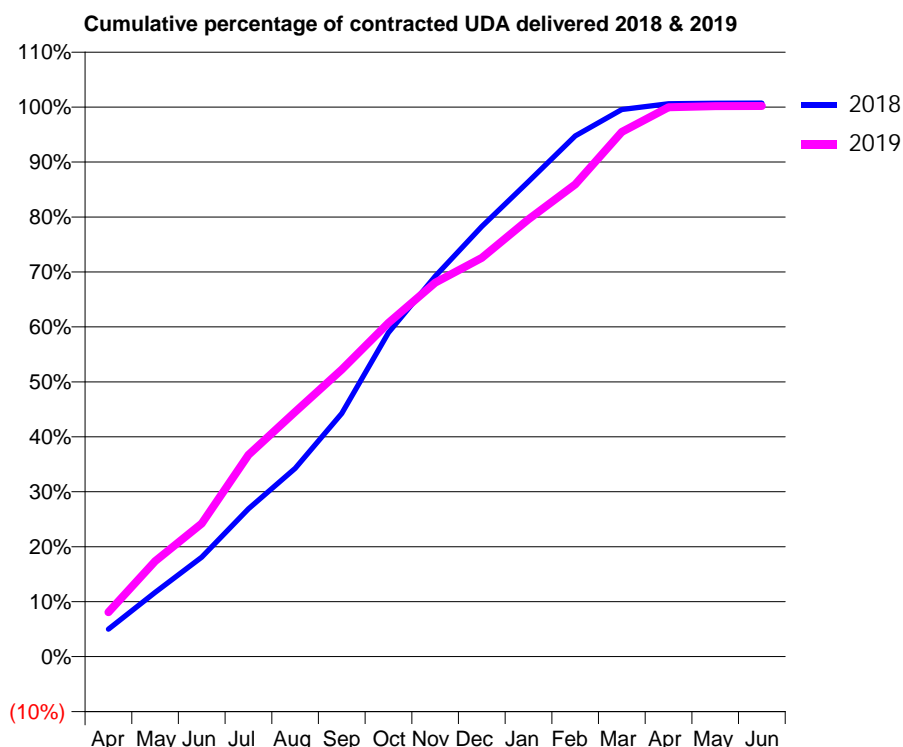
18/19 Contracted general activity (UDA)	18,526
Carry forward general activity (UDA)	-133
18/19 Contracted orthodontic activity (UOA)	0
Carry forward orthodontic activity (UOA)	0
Baseline contract value	£539,299.45

### ACCESS\*

Patients seen in 24 months	Total	Change since previous quarter
Quarter ending March 2018	5,992	
Quarter ending June 2018	6,072	→
Quarter ending September 2018	6,137	→
Quarter ending December 2018	6,099	→
Quarter ending March 2019	6,037	↓
<b>Variance since March 2018</b>	<b>0.8%</b>	<b>→</b>



### ACTIVITY



Adjusted Scheduled Activity (UDA)		
Month	2018	2019
April	928	1,498
May	2,168	3,217
June	3,351	4,486
July	4,984	6,799
August	6,346	8,254
September	8,198	9,676
October	10,923	11,250
November	12,818	12,606
December	14,501	13,442
January	16,017	14,741
February	17,551	15,919
March	18,444	17,690
April	18,636	18,518
May	18,656	18,556
June	18,659	18,559

### QUALITY

	Quantity	Base Number	Contract	AT	Region	England
% of FP17s for the same patient ID Re-attending within 3 months - Children	177	2,060	8.6%	12.2%	12.3%	11.8%
% of FP17s for the same patient ID Re-attending within 3 months - Adults	755	5,779	13.1%	16.2%	15.9%	15.7%
% of FP17s for the same patient ID Re-attending between 3 & 9 months - Children	1,025	2,060	49.8%	58.0%	60.2%	58.9%
% of FP17s for the same patient ID Re-attending between 3 & 9 months - Adults	2,935	5,779	50.8%	50.9%	53.0%	50.8%
% of FP17s for Band 1 Urgent Courses	689	8,126	8.5%	10.1%	9.1%	9.1%
% of FP17s Relating to Free Repair or Replacements	122	8,126	1.5%	0.8%	1.0%	0.8%
% of FP17s Relating to Continuations	157	8,126	1.9%	0.9%	1.0%	0.9%
% of Patients satisfied with the dentistry they have received	2	2	N/A	92.8%	93.2%	92.5%
% of Patients satisfied with the time they had to wait for an appointment	2	2	N/A	86.8%	88.1%	87.0%

\* This is based on patients treated on this contract for their most recent course of treatment.  
 Figures in italics indicate the base number of FP17s or Patient Questionnaire responses are less than 100. N/A is shown where the base number of responses is less than 10 during the period. % is calculated as Quantity/Base number\*100

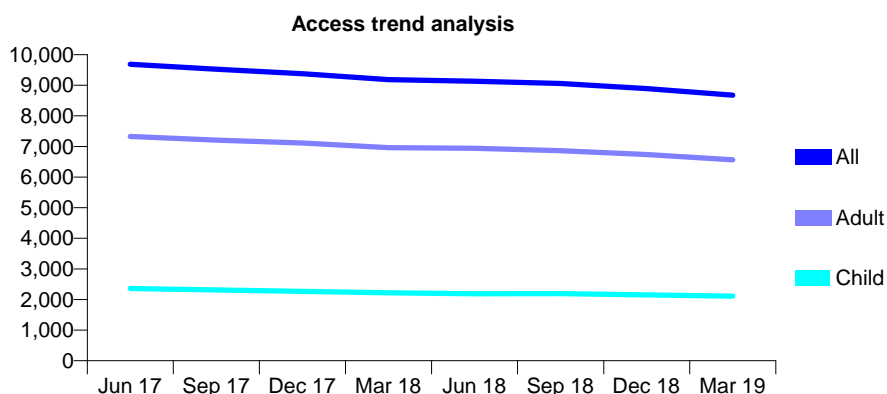
## Q46 - Vital Signs At a Glance Contract Report for 173746/0001 - Year end March 2019

Name or company name	Westhoughton (No1) Ltd
Contract type name	GDS Contract
Purpose of contract	General
Contract start date	01/11/2007
Contract end date	

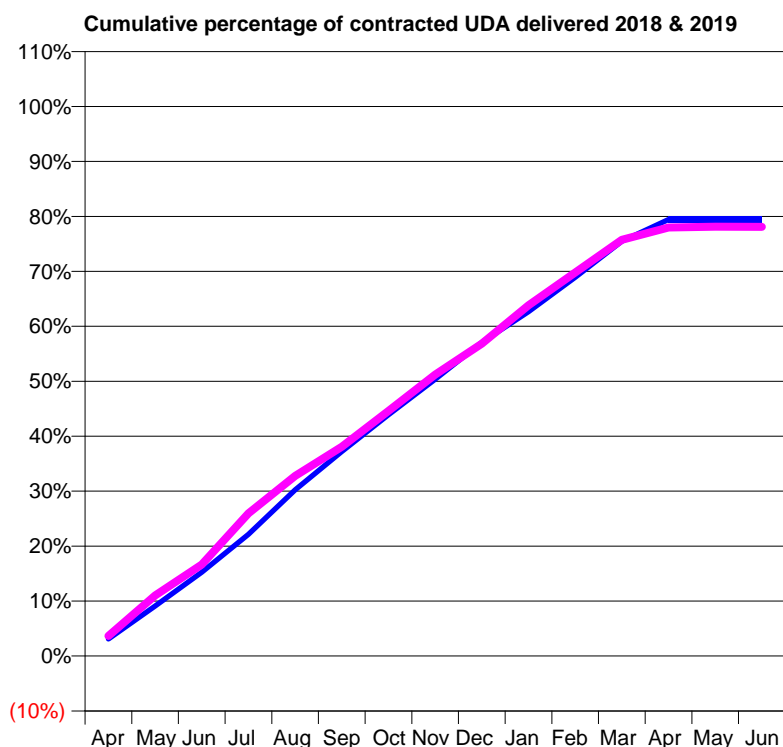
18/19 Contracted general activity (UDA)	29,940
Carry forward general activity (UDA)	0
18/19 Contracted orthodontic activity (UOA)	0
Carry forward orthodontic activity (UOA)	0
Baseline contract value	£912,152.99

### ACCESS\*

Patients seen in 24 months	Total	Change since previous quarter
Quarter ending March 2018	9,181	
Quarter ending June 2018	9,131	→
Quarter ending September 2018	9,059	→
Quarter ending December 2018	8,892	↓
Quarter ending March 2019	8,676	↓
<b>Variance since March 2018</b>	<b>(5.5%)</b>	<b>↓</b>



### ACTIVITY



Adjusted Scheduled Activity (UDA)		
Month	2018	2019
April	935	1,096
May	2,727	3,299
June	4,567	4,987
July	6,633	7,770
August	9,054	9,811
September	11,145	11,401
October	13,147	13,360
November	15,083	15,334
December	17,088	17,018
January	18,753	19,103
February	20,631	20,896
March	22,590	22,675
April	23,785	23,346
May	23,782	23,390
June	23,782	23,387

### QUALITY

	Quantity	Base Number	Contract	AT	Region	England
% of FP17s for the same patient ID Re-attending within 3 months - Children	225	3,156	7.1%	12.2%	12.3%	11.8%
% of FP17s for the same patient ID Re-attending within 3 months - Adults	1,307	9,237	14.1%	16.2%	15.9%	15.7%
% of FP17s for the same patient ID Re-attending between 3 & 9 months - Children	1,928	3,156	61.1%	58.0%	60.2%	58.9%
% of FP17s for the same patient ID Re-attending between 3 & 9 months - Adults	4,999	9,237	54.1%	50.9%	53.0%	50.8%
% of FP17s for Band 1 Urgent Courses	1,095	12,192	9.0%	10.1%	9.1%	9.1%
% of FP17s Relating to Free Repair or Replacements	103	12,192	0.8%	0.8%	1.0%	0.8%
% of FP17s Relating to Continuations	155	12,192	1.3%	0.9%	1.0%	0.9%
% of Patients satisfied with the dentistry they have received	0	0	N/A	92.8%	93.2%	92.5%
% of Patients satisfied with the time they had to wait for an appointment	0	0	N/A	86.8%	88.1%	87.0%

\* This is based on patients treated on this contract for their most recent course of treatment.

Figures in italics indicate the base number of FP17s or Patient Questionnaire responses are less than 100. N/A is shown where the base number of responses is less than 10 during the period. % is calculated as Quantity/Base number\*100

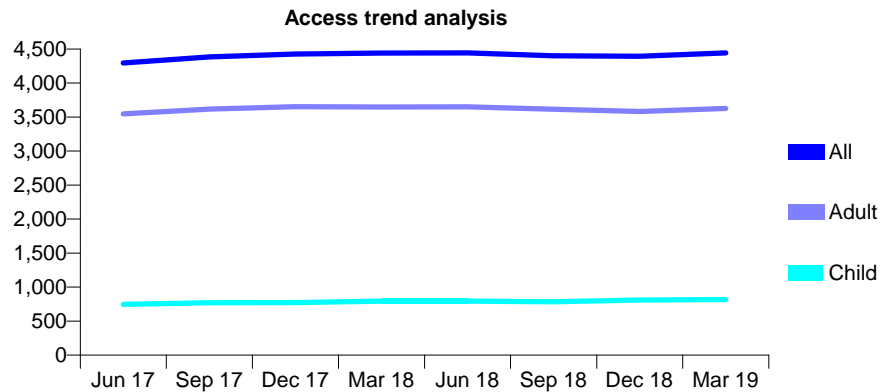
## Q46 - Vital Signs At a Glance Contract Report for 177237/0002 - Year end March 2019

Name or company name	Simon Taylor Dental Practice Ltd
Contract type name	GDS Contract
Purpose of contract	General
Contract start date	01/04/2012
Contract end date	

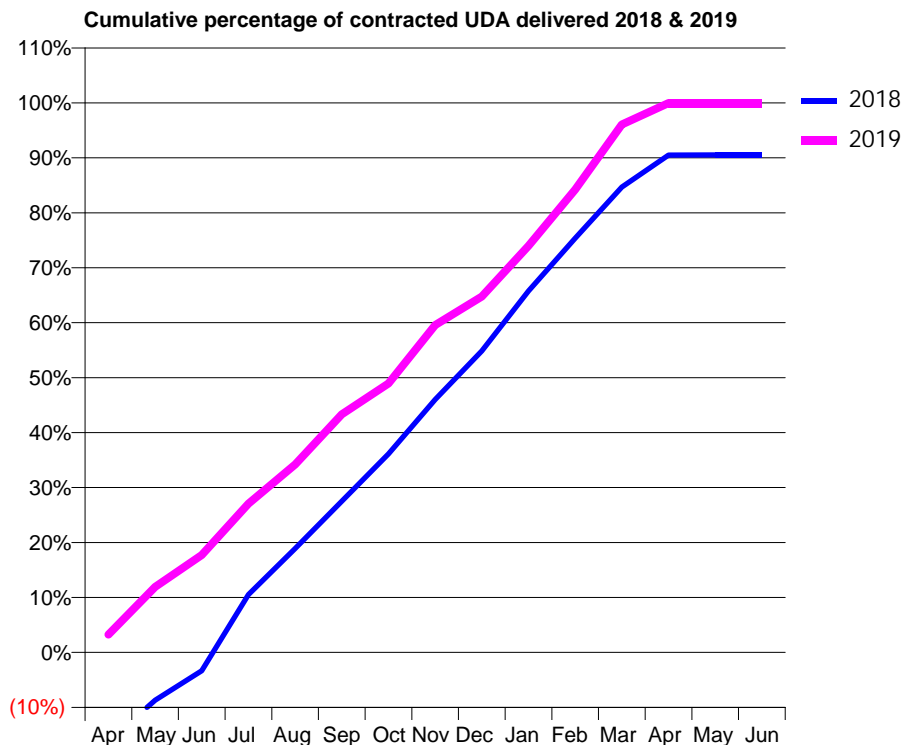
18/19 Contracted general activity (UDA)	13,950
Carry forward general activity (UDA)	167
18/19 Contracted orthodontic activity (UOA)	0
Carry forward orthodontic activity (UOA)	0
Baseline contract value	£433,933.07

### ACCESS\*

Patients seen in 24 months	Total	Change since previous quarter
Quarter ending March 2018	4,443	
Quarter ending June 2018	4,445	→
Quarter ending September 2018	4,400	↓
Quarter ending December 2018	4,395	→
Quarter ending March 2019	4,444	→
<b>Variance since March 2018</b>	<b>0.0%</b>	<b>→</b>



### ACTIVITY



Adjusted Scheduled Activity (UDA)		
Month	2018	2019
April	-2,248	450
May	-1,215	1,664
June	-468	2,473
July	1,471	3,777
August	2,640	4,770
September	3,838	6,046
October	5,039	6,827
November	6,422	8,309
December	7,653	9,034
January	9,175	10,319
February	10,516	11,751
March	11,813	13,399
April	12,625	13,947
May	12,629	13,947
June	12,629	13,947

### QUALITY

	Quantity	Base Number	Contract	AT	Region	England
% of FP17s for the same patient ID Re-attending within 3 months - Children	109	1,311	8.3%	12.2%	12.3%	11.8%
% of FP17s for the same patient ID Re-attending within 3 months - Adults	1,007	5,300	19.0%	16.2%	15.9%	15.7%
% of FP17s for the same patient ID Re-attending between 3 & 9 months - Children	733	1,311	55.9%	58.0%	60.2%	58.9%
% of FP17s for the same patient ID Re-attending between 3 & 9 months - Adults	2,645	5,300	49.9%	50.9%	53.0%	50.8%
% of FP17s for Band 1 Urgent Courses	817	6,462	12.6%	10.1%	9.1%	9.1%
% of FP17s Relating to Free Repair or Replacements	127	6,462	2.0%	0.8%	1.0%	0.8%
% of FP17s Relating to Continuations	108	6,462	1.7%	0.9%	1.0%	0.9%
% of Patients satisfied with the dentistry they have received	1	1	N/A	92.8%	93.2%	92.5%
% of Patients satisfied with the time they had to wait for an appointment	0	1	N/A	86.8%	88.1%	87.0%

\* This is based on patients treated on this contract for their most recent course of treatment. Figures in italics indicate the base number of FP17s or Patient Questionnaire responses are less than 100. N/A is shown where the base number of responses is less than 10 during the period. % is calculated as Quantity/Base number\*100



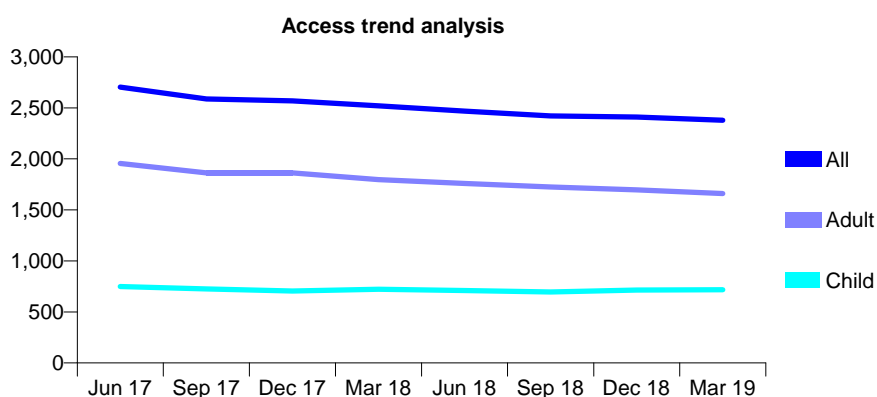
## Q46 - Vital Signs At a Glance Contract Report for 178489/0001 - Year end March 2019

Name or company name	Synergy Dental Clinic Swan Lane Ltd
Contract type name	GDS Contract
Purpose of contract	General
Contract start date	01/02/2015
Contract end date	

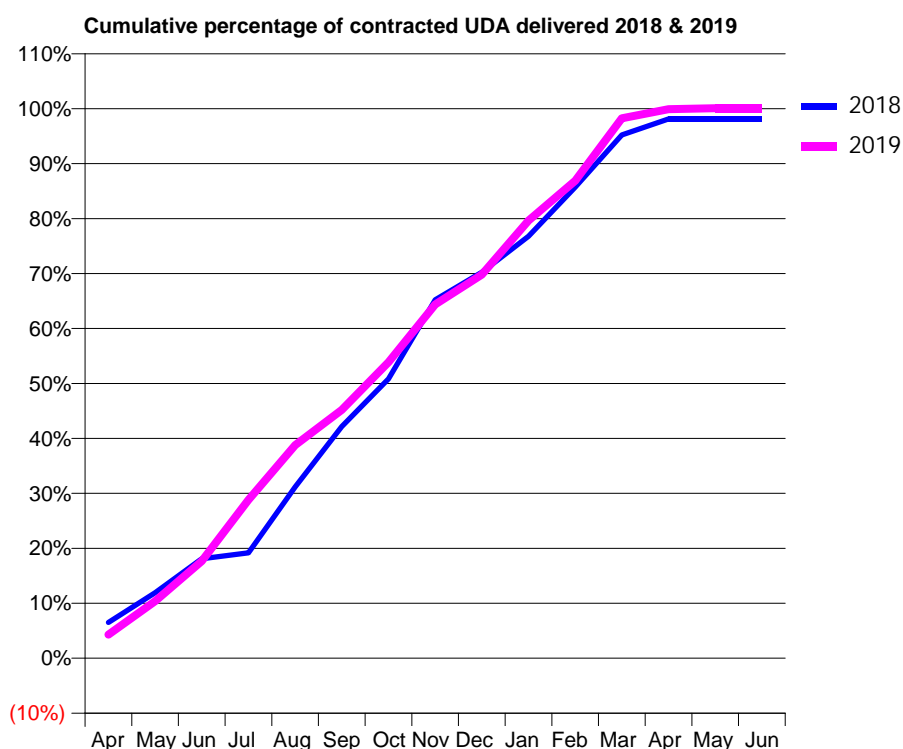
18/19 Contracted general activity (UDA)	6,940
Carry forward general activity (UDA)	-65
18/19 Contracted orthodontic activity (UOA)	0
Carry forward orthodontic activity (UOA)	0
Baseline contract value	£191,255.67

### ACCESS\*

Patients seen in 24 months	Total	Change since previous quarter
Quarter ending March 2018	2,519	
Quarter ending June 2018	2,469	↓
Quarter ending September 2018	2,421	↓
Quarter ending December 2018	2,410	→
Quarter ending March 2019	2,379	↓
<b>Variance since March 2018</b>	<b>(5.6%)</b>	<b>↓</b>



### ACTIVITY



Adjusted Scheduled Activity (UDA)		
Month	2018	2019
April	453	299
May	827	719
June	1,257	1,225
July	1,332	2,000
August	2,164	2,692
September	2,926	3,135
October	3,527	3,737
November	4,526	4,467
December	4,873	4,844
January	5,328	5,527
February	5,949	6,029
March	6,608	6,819
April	6,810	6,933
May	6,810	6,945
June	6,810	6,945

### QUALITY

	Quantity	Base Number	Contract	AT	Region	England
% of FP17s for the same patient ID Re-attending within 3 months - Children	55	1,064	5.2%	12.2%	12.3%	11.8%
% of FP17s for the same patient ID Re-attending within 3 months - Adults	222	2,405	9.2%	16.2%	15.9%	15.7%
% of FP17s for the same patient ID Re-attending between 3 & 9 months - Children	649	1,064	61.0%	58.0%	60.2%	58.9%
% of FP17s for the same patient ID Re-attending between 3 & 9 months - Adults	1,469	2,405	61.1%	50.9%	53.0%	50.8%
% of FP17s for Band 1 Urgent Courses	214	3,432	6.2%	10.1%	9.1%	9.1%
% of FP17s Relating to Free Repair or Replacements	22	3,432	0.6%	0.8%	1.0%	0.8%
% of FP17s Relating to Continuations	0	3,432	0.0%	0.9%	1.0%	0.9%
% of Patients satisfied with the dentistry they have received	0	0	N/A	92.8%	93.2%	92.5%
% of Patients satisfied with the time they had to wait for an appointment	0	0	N/A	86.8%	88.1%	87.0%

\* This is based on patients treated on this contract for their most recent course of treatment.

Figures in italics indicate the base number of FP17s or Patient Questionnaire responses are less than 100. N/A is shown where the base number of responses is less than 10 during the period. % is calculated as Quantity/Base number\*100

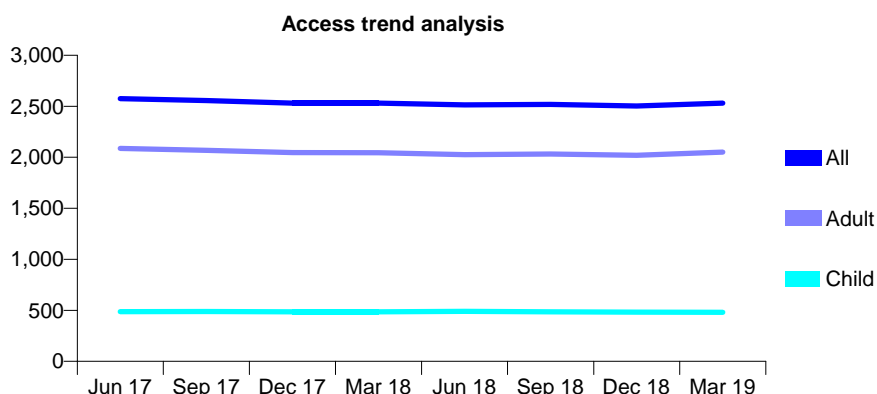
## Q46 - Vital Signs At a Glance Contract Report for 179663/0001 - Year end March 2019

Name or company name	757 Blackburn Road Dental Practice
Contract type name	GDS Contract
Purpose of contract	General
Contract start date	01/04/2012
Contract end date	

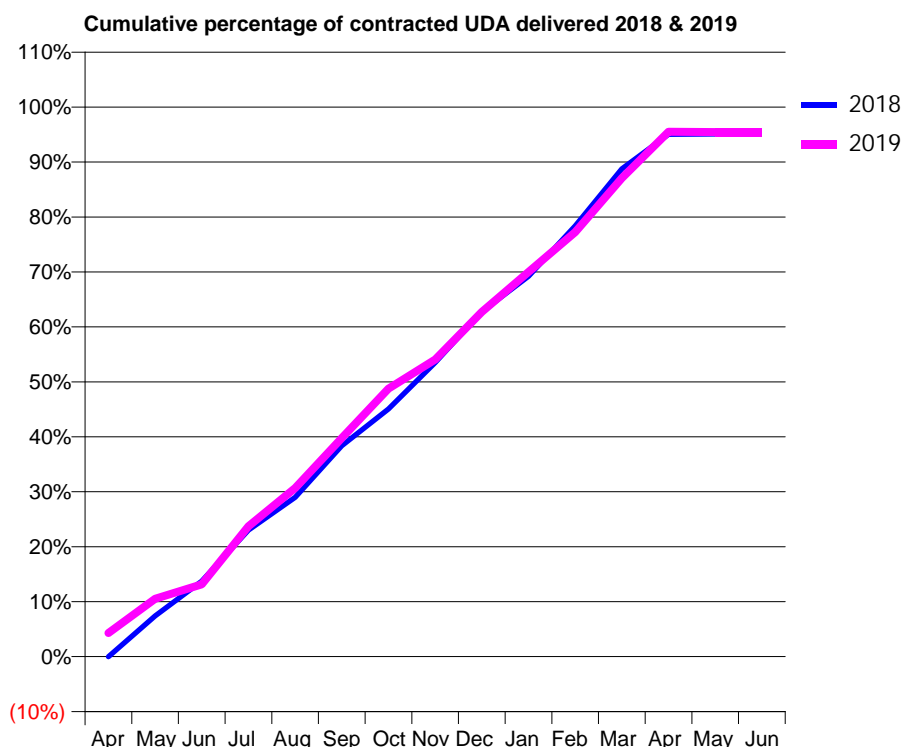
18/19 Contracted general activity (UDA)	8,505
Carry forward general activity (UDA)	0
18/19 Contracted orthodontic activity (UOA)	0
Carry forward orthodontic activity (UOA)	0
Baseline contract value	£218,679.82

### ACCESS\*

Patients seen in 24 months	Total	Change since previous quarter
Quarter ending March 2018	2,531	
Quarter ending June 2018	2,514	→
Quarter ending September 2018	2,518	→
Quarter ending December 2018	2,503	→
Quarter ending March 2019	2,531	→
<b>Variance since March 2018</b>	<b>0.0%</b>	<b>→</b>



### ACTIVITY



Adjusted Scheduled Activity (UDA)		
Month	2018	2019
April	-3	367
May	631	895
June	1,168	1,119
July	1,958	2,018
August	2,465	2,609
September	3,265	3,383
October	3,834	4,147
November	4,553	4,598
December	5,337	5,334
January	5,885	5,953
February	6,668	6,570
March	7,548	7,404
April	8,083	8,123
May	8,086	8,118
June	8,086	8,118

### QUALITY

	Quantity	Base Number	Contract	AT	Region	England
% of FP17s for the same patient ID Re-attending within 3 months - Children	68	784	8.7%	12.2%	12.3%	11.8%
% of FP17s for the same patient ID Re-attending within 3 months - Adults	426	3,081	13.8%	16.2%	15.9%	15.7%
% of FP17s for the same patient ID Re-attending between 3 & 9 months - Children	538	784	68.6%	58.0%	60.2%	58.9%
% of FP17s for the same patient ID Re-attending between 3 & 9 months - Adults	1,933	3,081	62.7%	50.9%	53.0%	50.8%
% of FP17s for Band 1 Urgent Courses	269	3,940	6.8%	10.1%	9.1%	9.1%
% of FP17s Relating to Free Repair or Replacements	61	3,940	1.5%	0.8%	1.0%	0.8%
% of FP17s Relating to Continuations	26	3,940	0.7%	0.9%	1.0%	0.9%
% of Patients satisfied with the dentistry they have received	0	0	N/A	92.8%	93.2%	92.5%
% of Patients satisfied with the time they had to wait for an appointment	0	0	N/A	86.8%	88.1%	87.0%

\* This is based on patients treated on this contract for their most recent course of treatment.

Figures in *italics* indicate the base number of FP17s or Patient Questionnaire responses are less than 100. N/A is shown where the base number of responses is less than 10 during the period. % is calculated as Quantity/Base number\*100

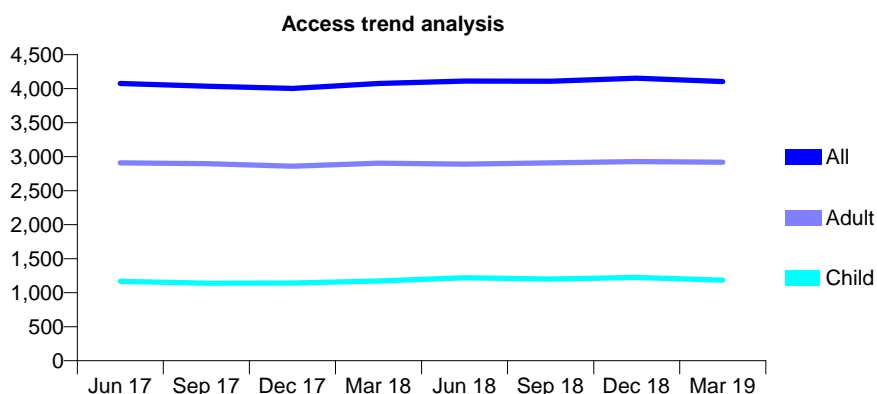
## Q46 - Vital Signs At a Glance Contract Report for 179701/0001 - Year end March 2019

Name or company name	Pearldent Dental Practice
Contract type name	GDS Contract
Purpose of contract	General
Contract start date	01/10/2009
Contract end date	

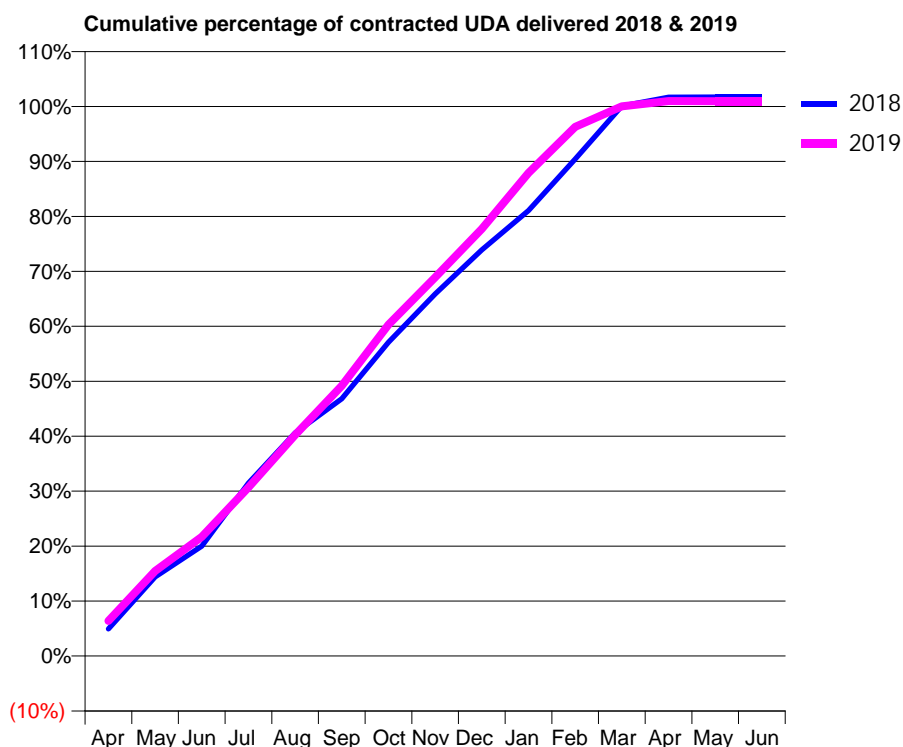
18/19 Contracted general activity (UDA)	9,900
Carry forward general activity (UDA)	-170
18/19 Contracted orthodontic activity (UOA)	0
Carry forward orthodontic activity (UOA)	0
Baseline contract value	£357,217.94

### ACCESS\*

Patients seen in 24 months	Total	Change since previous quarter
Quarter ending March 2018	4,077	
Quarter ending June 2018	4,113	→
Quarter ending September 2018	4,108	→
Quarter ending December 2018	4,153	→
Quarter ending March 2019	4,104	↓
<b>Variance since March 2018</b>	<b>0.7%</b>	<b>→</b>



### ACTIVITY



Adjusted Scheduled Activity (UDA)		
Month	2018	2019
April	488	632
May	1,426	1,531
June	1,977	2,147
July	3,115	3,037
August	4,021	3,982
September	4,636	4,869
October	5,652	5,970
November	6,523	6,821
December	7,317	7,693
January	8,026	8,703
February	8,953	9,533
March	9,905	9,901
April	10,068	9,997
May	10,070	9,996
June	10,070	9,996

### QUALITY

	Quantity	Base Number	Contract	AT	Region	England
% of FP17s for the same patient ID Re-attending within 3 months - Children	108	2,106	5.1%	12.2%	12.3%	11.8%
% of FP17s for the same patient ID Re-attending within 3 months - Adults	564	4,718	12.0%	16.2%	15.9%	15.7%
% of FP17s for the same patient ID Re-attending between 3 & 9 months - Children	1,583	2,106	75.2%	58.0%	60.2%	58.9%
% of FP17s for the same patient ID Re-attending between 3 & 9 months - Adults	3,090	4,718	65.5%	50.9%	53.0%	50.8%
% of FP17s for Band 1 Urgent Courses	306	5,917	5.2%	10.1%	9.1%	9.1%
% of FP17s Relating to Free Repair or Replacements	50	5,917	0.8%	0.8%	1.0%	0.8%
% of FP17s Relating to Continuations	22	5,917	0.4%	0.9%	1.0%	0.9%
% of Patients satisfied with the dentistry they have received	0	0	N/A	92.8%	93.2%	92.5%
% of Patients satisfied with the time they had to wait for an appointment	0	0	N/A	86.8%	88.1%	87.0%

\* This is based on patients treated on this contract for their most recent course of treatment.

Figures in italics indicate the base number of FP17s or Patient Questionnaire responses are less than 100. N/A is shown where the base number of responses is less than 10 during the period. % is calculated as Quantity/Base number\*100

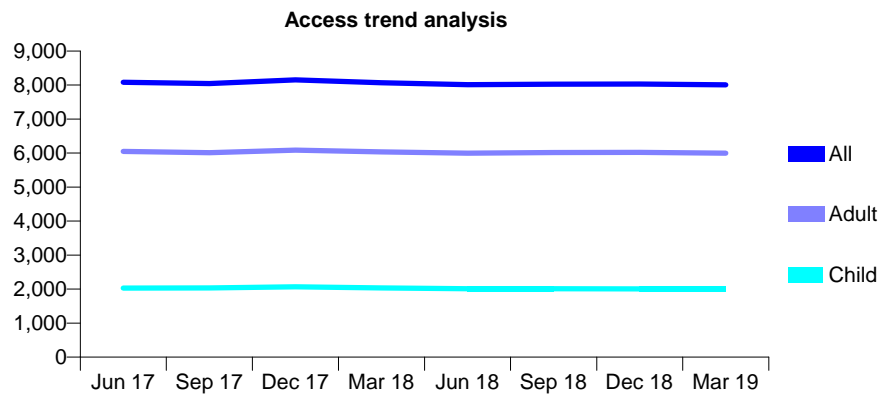
## Q46 - Vital Signs At a Glance Contract Report for 179728/0001 - Year end March 2019

Name or company name	Hadfield Dental Care Ltd
Contract type name	GDS Contract
Purpose of contract	General
Contract start date	01/12/2007
Contract end date	

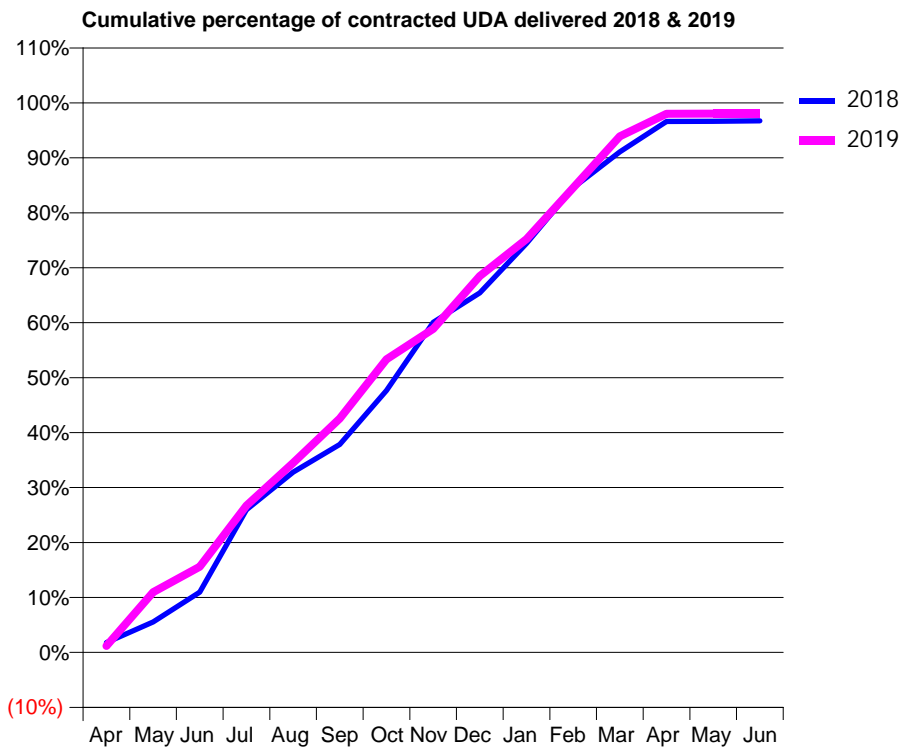
18/19 Contracted general activity (UDA)	24,325
Carry forward general activity (UDA)	288
18/19 Contracted orthodontic activity (UOA)	0
Carry forward orthodontic activity (UOA)	0
Baseline contract value	£824,643.88

### ACCESS\*

Patients seen in 24 months	Total	Change since previous quarter
Quarter ending March 2018	8,069	
Quarter ending June 2018	8,010	→
Quarter ending September 2018	8,025	→
Quarter ending December 2018	8,030	→
Quarter ending March 2019	8,005	→
<b>Variance since March 2018</b>	<b>(0.8%)</b>	→



### ACTIVITY



Adjusted Scheduled Activity (UDA)		
Month	2018	2019
April	436	288
May	1,347	2,664
June	2,670	3,792
July	6,316	6,500
August	7,980	8,389
September	9,203	10,350
October	11,596	12,980
November	14,610	14,319
December	15,912	16,664
January	18,100	18,299
February	20,567	20,566
March	22,156	22,840
April	23,501	23,838
May	23,510	23,842
June	23,529	23,846

### QUALITY

	Quantity	Base Number	Contract	AT	Region	England
% of FP17s for the same patient ID Re-attending within 3 months - Children	439	3,792	11.6%	12.2%	12.3%	11.8%
% of FP17s for the same patient ID Re-attending within 3 months - Adults	1,682	10,489	16.0%	16.2%	15.9%	15.7%
% of FP17s for the same patient ID Re-attending between 3 & 9 months - Children	2,613	3,792	68.9%	58.0%	60.2%	58.9%
% of FP17s for the same patient ID Re-attending between 3 & 9 months - Adults	6,835	10,489	65.2%	50.9%	53.0%	50.8%
% of FP17s for Band 1 Urgent Courses	1,460	14,171	10.3%	10.1%	9.1%	9.1%
% of FP17s Relating to Free Repair or Replacements	115	14,171	0.8%	0.8%	1.0%	0.8%
% of FP17s Relating to Continuations	43	14,171	0.3%	0.9%	1.0%	0.9%
% of Patients satisfied with the dentistry they have received	2	2	N/A	92.8%	93.2%	92.5%
% of Patients satisfied with the time they had to wait for an appointment	2	2	N/A	86.8%	88.1%	87.0%

\* This is based on patients treated on this contract for their most recent course of treatment.

Figures in italics indicate the base number of FP17s or Patient Questionnaire responses are less than 100. N/A is shown where the base number of responses is less than 10 during the period. % is calculated as Quantity/Base number\*100

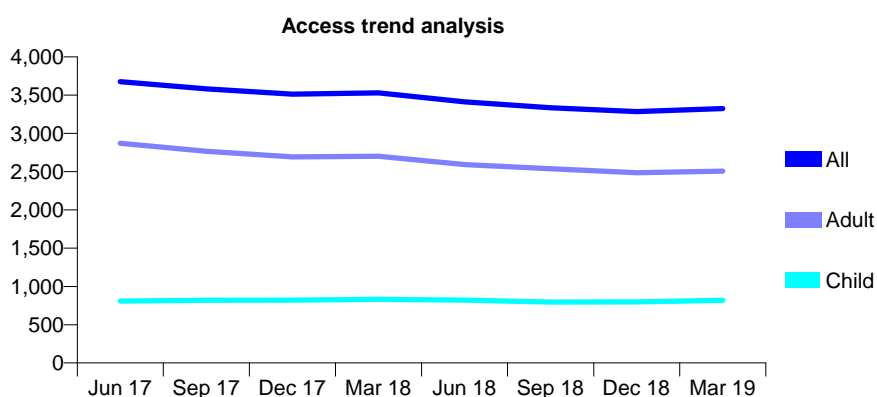
## Q46 - Vital Signs At a Glance Contract Report for 180181/0001 - Year end March 2019

Name or company name	New Cross Dental Care
Contract type name	GDS Contract
Purpose of contract	General
Contract start date	01/04/2010
Contract end date	

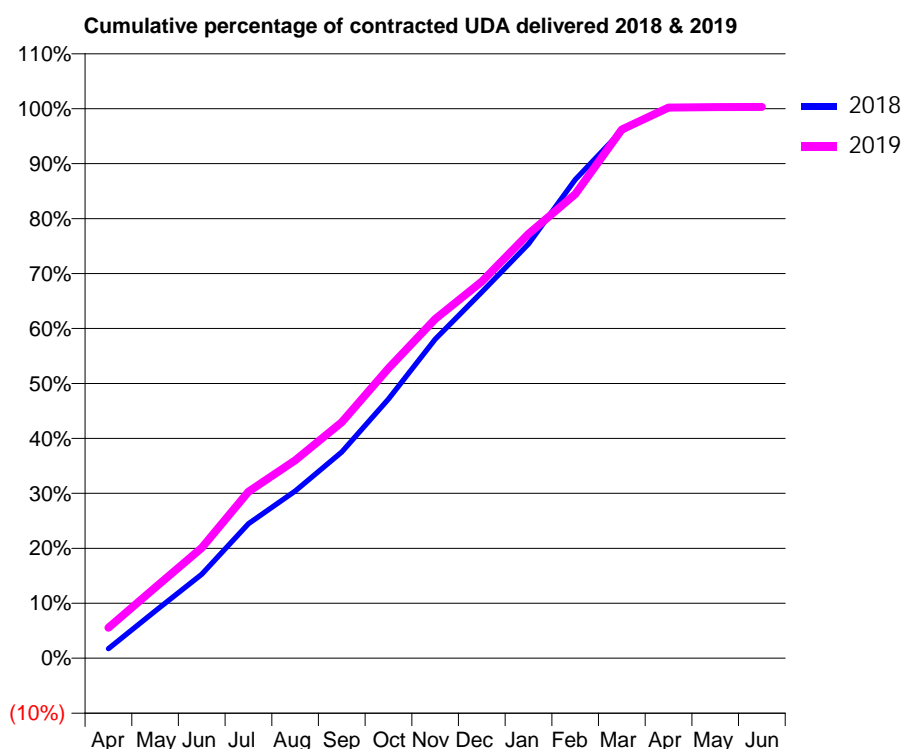
18/19 Contracted general activity (UDA)	10,669
Carry forward general activity (UDA)	-35
18/19 Contracted orthodontic activity (UOA)	0
Carry forward orthodontic activity (UOA)	0
Baseline contract value	£308,305.20

### ACCESS\*

Patients seen in 24 months	Total	Change since previous quarter
Quarter ending March 2018	3,531	
Quarter ending June 2018	3,412	↓
Quarter ending September 2018	3,335	↓
Quarter ending December 2018	3,285	↓
Quarter ending March 2019	3,325	→
<b>Variance since March 2018</b>	<b>(5.8%)</b>	<b>↓</b>



### ACTIVITY



Adjusted Scheduled Activity (UDA)		
Month	2018	2019
April	186	591
May	915	1,372
June	1,629	2,143
July	2,611	3,232
August	3,246	3,845
September	4,003	4,582
October	5,031	5,626
November	6,195	6,584
December	7,108	7,313
January	8,042	8,238
February	9,290	9,008
March	10,242	10,264
April	10,692	10,690
May	10,689	10,700
June	10,704	10,703

### QUALITY

	Quantity	Base Number	Contract	AT	Region	England
% of FP17s for the same patient ID Re-attending within 3 months - Children	71	1,163	6.1%	12.2%	12.3%	11.8%
% of FP17s for the same patient ID Re-attending within 3 months - Adults	276	3,055	9.0%	16.2%	15.9%	15.7%
% of FP17s for the same patient ID Re-attending between 3 & 9 months - Children	704	1,163	60.5%	58.0%	60.2%	58.9%
% of FP17s for the same patient ID Re-attending between 3 & 9 months - Adults	1,591	3,055	52.1%	50.9%	53.0%	50.8%
% of FP17s for Band 1 Urgent Courses	113	4,226	2.7%	10.1%	9.1%	9.1%
% of FP17s Relating to Free Repair or Replacements	55	4,226	1.3%	0.8%	1.0%	0.8%
% of FP17s Relating to Continuations	3	4,226	0.1%	0.9%	1.0%	0.9%
% of Patients satisfied with the dentistry they have received	6	6	N/A	92.8%	93.2%	92.5%
% of Patients satisfied with the time they had to wait for an appointment	6	6	N/A	86.8%	88.1%	87.0%

\* This is based on patients treated on this contract for their most recent course of treatment.

Figures in italics indicate the base number of FP17s or Patient Questionnaire responses are less than 100. N/A is shown where the base number of responses is less than 10 during the period. % is calculated as Quantity/Base number\*100

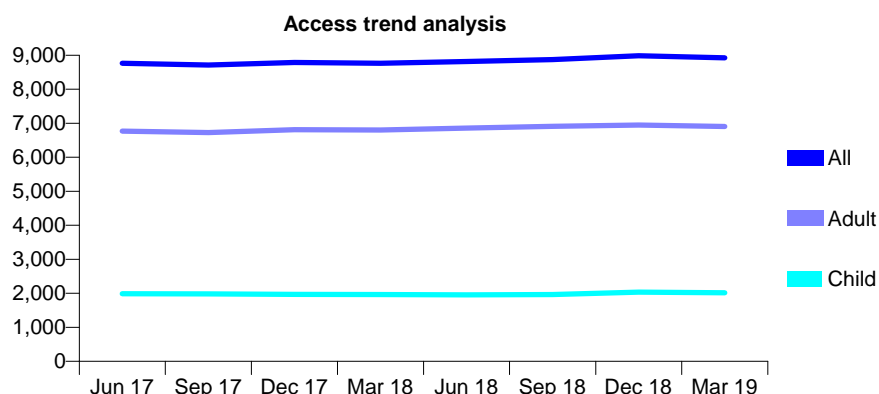
## Q46 - Vital Signs At a Glance Contract Report for 180696/0001 - Year end March 2019

Name or company name	Hyde Dental Practice
Contract type name	GDS Contract
Purpose of contract	General
Contract start date	01/04/2008
Contract end date	

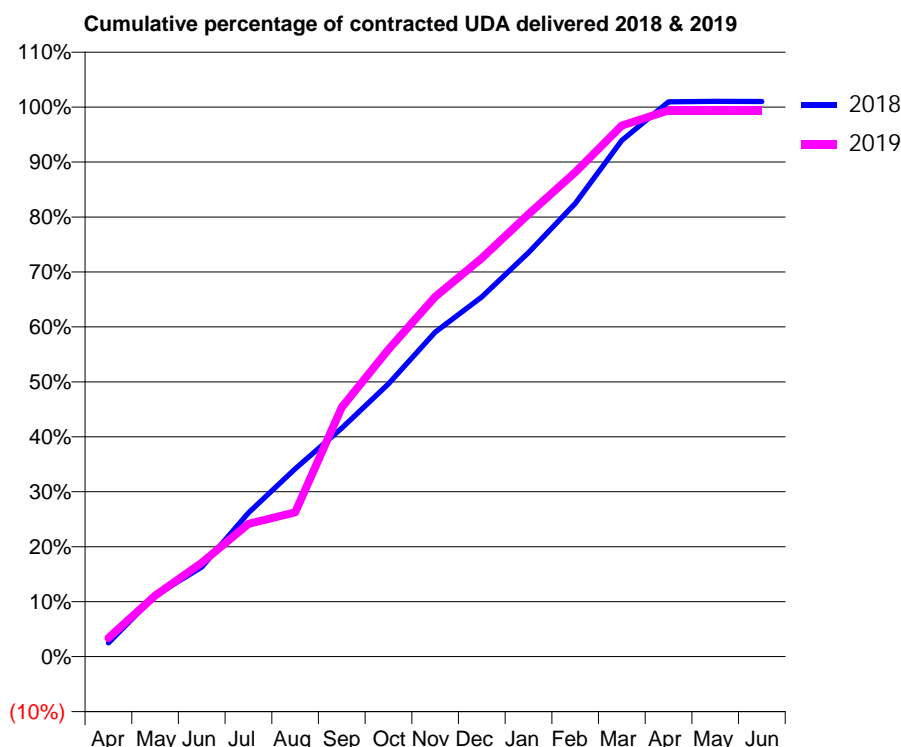
18/19 Contracted general activity (UDA)	26,045
Carry forward general activity (UDA)	-413
18/19 Contracted orthodontic activity (UOA)	0
Carry forward orthodontic activity (UOA)	0
Baseline contract value	£875,750.75

### ACCESS\*

Patients seen in 24 months	Total	Change since previous quarter
Quarter ending March 2018	8,767	
Quarter ending June 2018	8,817	→
Quarter ending September 2018	8,872	→
Quarter ending December 2018	8,985	→
Quarter ending March 2019	8,923	→
<b>Variance since March 2018</b>	<b>1.8%</b>	<b>→</b>



### ACTIVITY



Adjusted Scheduled Activity (UDA)		
Month	2018	2019
April	653	884
May	2,914	2,892
June	4,271	4,449
July	6,857	6,295
August	8,952	6,842
September	10,891	11,817
October	13,003	14,561
November	15,468	17,055
December	17,148	18,882
January	19,258	20,965
February	21,603	22,958
March	24,605	25,171
April	26,447	25,887
May	26,464	25,883
June	26,463	25,883

### QUALITY

	Quantity	Base Number	Contract	AT	Region	England
% of FP17s for the same patient ID Re-attending within 3 months - Children	242	3,078	7.9%	12.2%	12.3%	11.8%
% of FP17s for the same patient ID Re-attending within 3 months - Adults	2,003	11,681	17.1%	16.2%	15.9%	15.7%
% of FP17s for the same patient ID Re-attending between 3 & 9 months - Children	1,786	3,078	58.0%	58.0%	60.2%	58.9%
% of FP17s for the same patient ID Re-attending between 3 & 9 months - Adults	6,792	11,681	58.1%	50.9%	53.0%	50.8%
% of FP17s for Band 1 Urgent Courses	1,869	14,331	13.0%	10.1%	9.1%	9.1%
% of FP17s Relating to Free Repair or Replacements	120	14,331	0.8%	0.8%	1.0%	0.8%
% of FP17s Relating to Continuations	98	14,331	0.7%	0.9%	1.0%	0.9%
% of Patients satisfied with the dentistry they have received	5	5	N/A	92.8%	93.2%	92.5%
% of Patients satisfied with the time they had to wait for an appointment	5	5	N/A	86.8%	88.1%	87.0%

\* This is based on patients treated on this contract for their most recent course of treatment.  
 Figures in *italics* indicate the base number of FP17s or Patient Questionnaire responses are less than 100. N/A is shown where the base number of responses is less than 10 during the period. % is calculated as Quantity/Base number\*100

## Q46 - Vital Signs At a Glance Contract Report for 180696/0002 - Year end March 2019

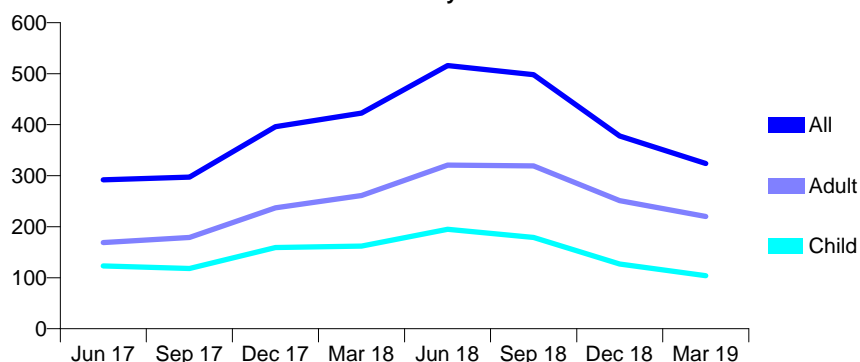
Name or company name	Hyde Dental Practice
Contract type name	GDS Contract
Purpose of contract	General
Contract start date	01/10/2008
Contract end date	30/09/2018

18/19 Contracted general activity (UDA)	750
Carry forward general activity (UDA)	-21
18/19 Contracted orthodontic activity (UOA)	0
Carry forward orthodontic activity (UOA)	0
Baseline contract value	£25,465.11

### ACCESS\*

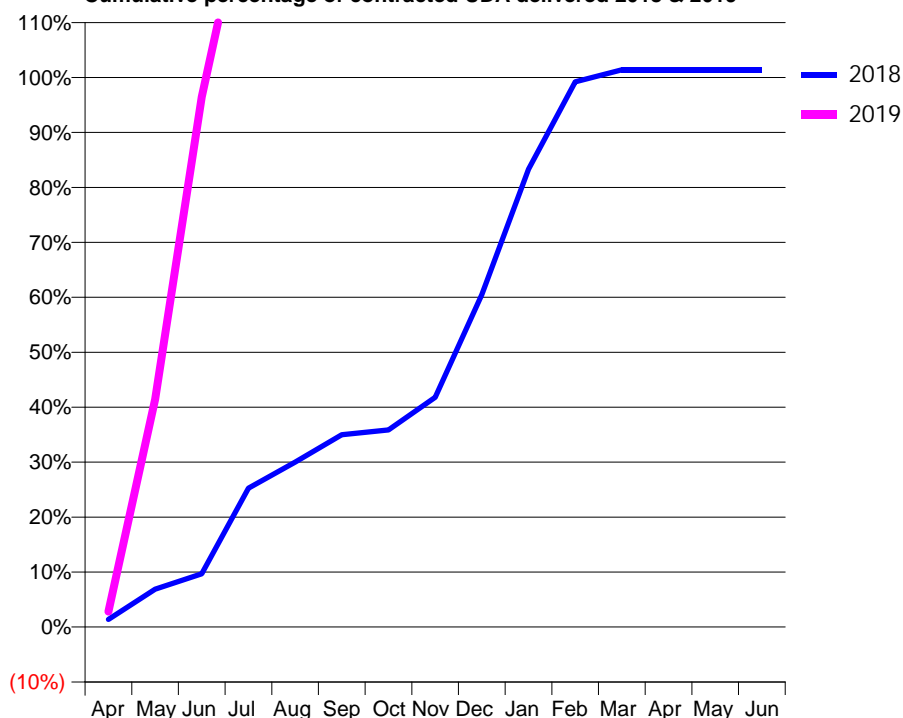
Patients seen in 24 months	Total	Change since previous quarter
Quarter ending March 2018	423	
Quarter ending June 2018	516	↑
Quarter ending September 2018	498	↓
Quarter ending December 2018	378	↓
Quarter ending March 2019	324	↓
<b>Variance since March 2018</b>	<b>(23.4%)</b>	<b>↓</b>

### Access trend analysis



### ACTIVITY

#### Cumulative percentage of contracted UDA delivered 2018 & 2019



#### Adjusted Scheduled Activity (UDA)

Month	2018	2019
April	21	21
May	103	311
June	145	723
July	379	1,015
August	450	1,084
September	525	1,289
October	538	1,350
November	627	1,350
December	907	1,350
January	1,250	1,350
February	1,488	1,350
March	1,521	1,338
April	1,521	1,338
May	1,521	1,338
June	1,521	1,338

### QUALITY

	Quantity	Base Number	Contract	AT	Region	England
% of FP17s for the same patient ID Re-attending within 3 months - Children	0	119	0.0%	12.2%	12.3%	11.8%
% of FP17s for the same patient ID Re-attending within 3 months - Adults	22	261	8.4%	16.2%	15.9%	15.7%
% of FP17s for the same patient ID Re-attending between 3 & 9 months - Children	2	119	1.7%	58.0%	60.2%	58.9%
% of FP17s for the same patient ID Re-attending between 3 & 9 months - Adults	1	261	0.4%	50.9%	53.0%	50.8%
% of FP17s for Band 1 Urgent Courses	43	380	11.3%	10.1%	9.1%	9.1%
% of FP17s Relating to Free Repair or Replacements	5	380	1.3%	0.8%	1.0%	0.8%
% of FP17s Relating to Continuations	4	380	1.1%	0.9%	1.0%	0.9%
% of Patients satisfied with the dentistry they have received	1	1	N/A	92.8%	93.2%	92.5%
% of Patients satisfied with the time they had to wait for an appointment	1	1	N/A	86.8%	88.1%	87.0%

\* This is based on patients treated on this contract for their most recent course of treatment.

Figures in italics indicate the base number of FP17s or Patient Questionnaire responses are less than 100. N/A is shown where the base number of responses is less than 10 during the period. % is calculated as Quantity/Base number\*100



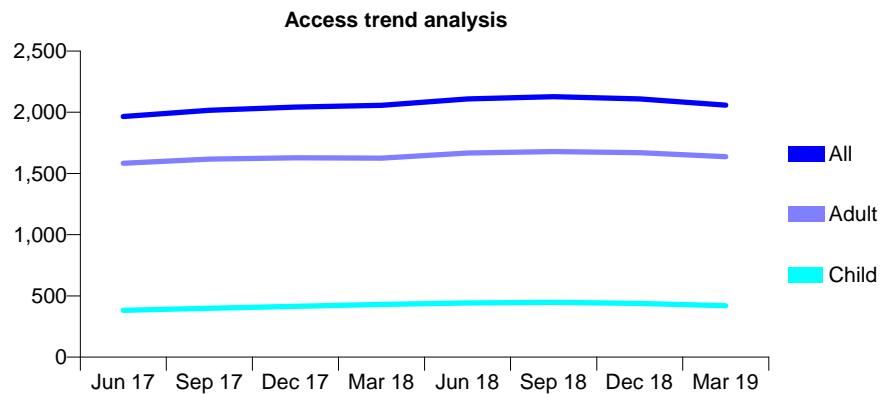
## Q46 - Vital Signs At a Glance Contract Report for 181560/0001 - Year end March 2019

Name or company name	Mr N Patel
Contract type name	GDS Contract
Purpose of contract	General
Contract start date	01/04/2012
Contract end date	

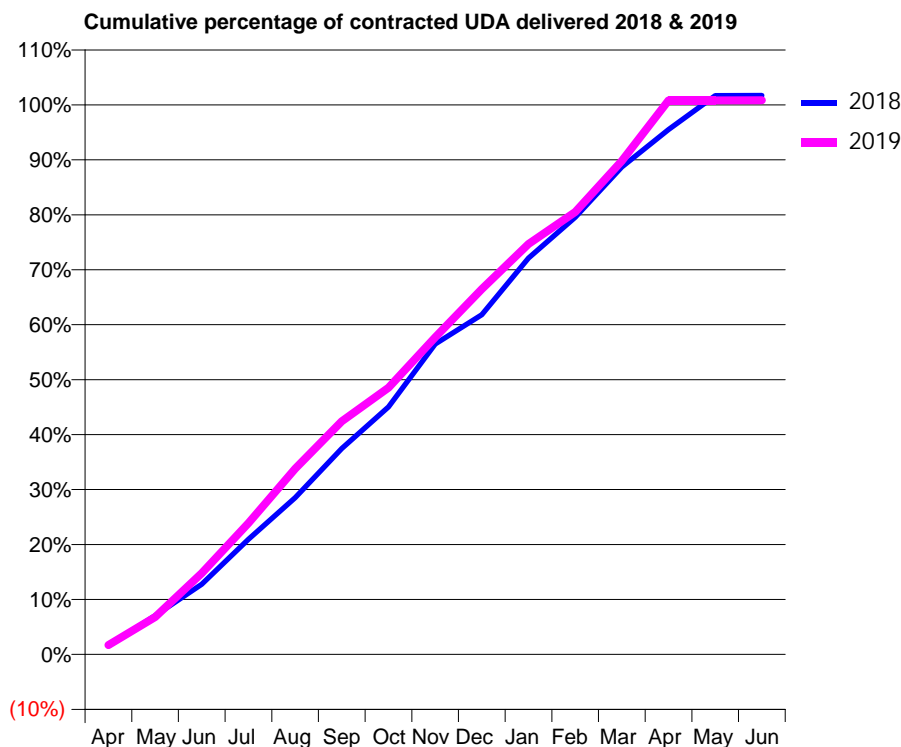
18/19 Contracted general activity (UDA)	7,129
Carry forward general activity (UDA)	-122
18/19 Contracted orthodontic activity (UOA)	0
Carry forward orthodontic activity (UOA)	0
Baseline contract value	£233,383.30

### ACCESS\*

Patients seen in 24 months	Total	Change since previous quarter
Quarter ending March 2018	2,057	
Quarter ending June 2018	2,110	↑
Quarter ending September 2018	2,127	→
Quarter ending December 2018	2,109	→
Quarter ending March 2019	2,058	↓
<b>Variance since March 2018</b>	<b>0.0%</b>	<b>→</b>



### ACTIVITY



Adjusted Scheduled Activity (UDA)		
Month	2018	2019
April	111	122
May	505	484
June	910	1,055
July	1,495	1,703
August	2,033	2,408
September	2,671	3,025
October	3,212	3,459
November	4,026	4,114
December	4,407	4,739
January	5,143	5,323
February	5,671	5,739
March	6,321	6,401
April	6,808	7,188
May	7,248	7,188
June	7,251	7,189

### QUALITY

	Quantity	Base Number	Contract	AT	Region	England
% of FP17s for the same patient ID Re-attending within 3 months - Children	42	624	6.7%	12.2%	12.3%	11.8%
% of FP17s for the same patient ID Re-attending within 3 months - Adults	293	2,469	11.9%	16.2%	15.9%	15.7%
% of FP17s for the same patient ID Re-attending between 3 & 9 months - Children	362	624	58.0%	58.0%	60.2%	58.9%
% of FP17s for the same patient ID Re-attending between 3 & 9 months - Adults	1,414	2,469	57.3%	50.9%	53.0%	50.8%
% of FP17s for Band 1 Urgent Courses	124	3,069	4.0%	10.1%	9.1%	9.1%
% of FP17s Relating to Free Repair or Replacements	30	3,069	1.0%	0.8%	1.0%	0.8%
% of FP17s Relating to Continuations	14	3,069	0.5%	0.9%	1.0%	0.9%
% of Patients satisfied with the dentistry they have received	3	3	N/A	92.8%	93.2%	92.5%
% of Patients satisfied with the time they had to wait for an appointment	3	3	N/A	86.8%	88.1%	87.0%

\* This is based on patients treated on this contract for their most recent course of treatment.

Figures in italics indicate the base number of FP17s or Patient Questionnaire responses are less than 100. N/A is shown where the base number of responses is less than 10 during the period. % is calculated as Quantity/Base number\*100

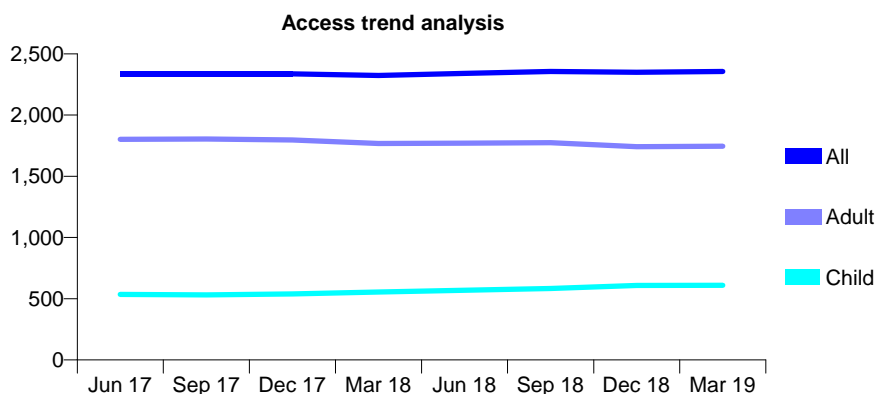
## Q46 - Vital Signs At a Glance Contract Report for 182737/0001 - Year end March 2019

Name or company name	Mrs JL Lapidus
Contract type name	GDS Contract
Purpose of contract	General
Contract start date	22/08/2013
Contract end date	

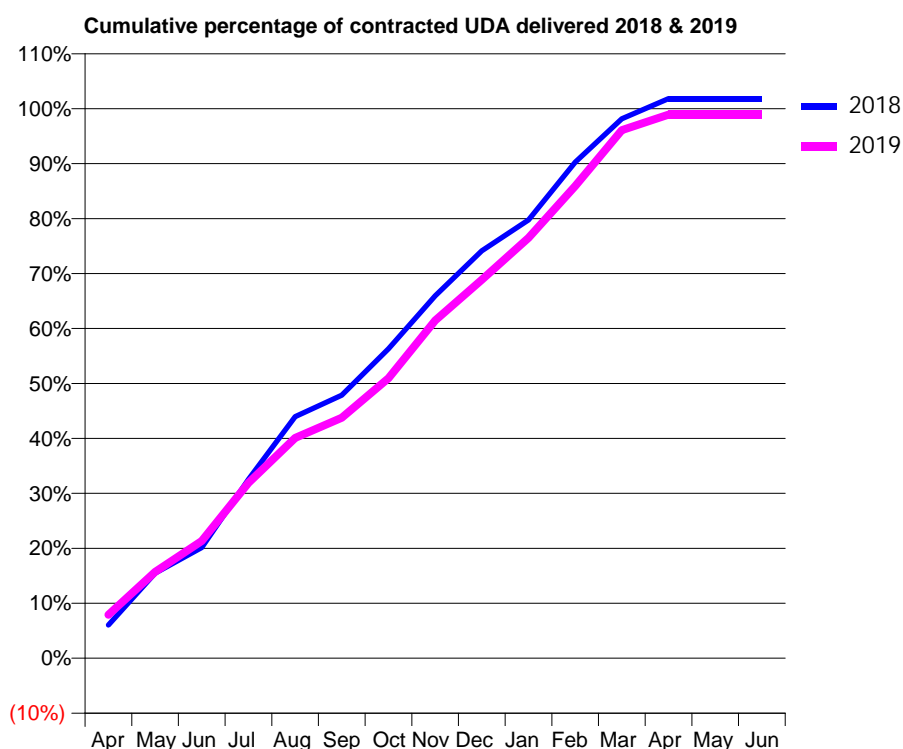
18/19 Contracted general activity (UDA)	5,564
Carry forward general activity (UDA)	-100
18/19 Contracted orthodontic activity (UOA)	0
Carry forward orthodontic activity (UOA)	0
Baseline contract value	£153,408.49

### ACCESS\*

Patients seen in 24 months	Total	Change since previous quarter
Quarter ending March 2018	2,323	
Quarter ending June 2018	2,340	→
Quarter ending September 2018	2,357	→
Quarter ending December 2018	2,350	→
Quarter ending March 2019	2,356	→
<b>Variance since March 2018</b>	<b>1.4%</b>	<b>→</b>



### ACTIVITY



Adjusted Scheduled Activity (UDA)		
Month	2018	2019
April	337	440
May	861	874
June	1,120	1,188
July	1,812	1,775
August	2,446	2,230
September	2,664	2,435
October	3,133	2,835
November	3,669	3,420
December	4,124	3,832
January	4,437	4,257
February	5,022	4,781
March	5,462	5,347
April	5,664	5,504
May	5,664	5,504
June	5,664	5,504

### QUALITY

	Quantity	Base Number	Contract	AT	Region	England
% of FP17s for the same patient ID Re-attending within 3 months - Children	50	781	6.4%	12.2%	12.3%	11.8%
% of FP17s for the same patient ID Re-attending within 3 months - Adults	152	2,212	6.9%	16.2%	15.9%	15.7%
% of FP17s for the same patient ID Re-attending between 3 & 9 months - Children	349	781	44.7%	58.0%	60.2%	58.9%
% of FP17s for the same patient ID Re-attending between 3 & 9 months - Adults	1,254	2,212	56.7%	50.9%	53.0%	50.8%
% of FP17s for Band 1 Urgent Courses	70	2,968	2.4%	10.1%	9.1%	9.1%
% of FP17s Relating to Free Repair or Replacements	16	2,968	0.5%	0.8%	1.0%	0.8%
% of FP17s Relating to Continuations	28	2,968	0.9%	0.9%	1.0%	0.9%
% of Patients satisfied with the dentistry they have received	0	0	N/A	92.8%	93.2%	92.5%
% of Patients satisfied with the time they had to wait for an appointment	0	0	N/A	86.8%	88.1%	87.0%

\* This is based on patients treated on this contract for their most recent course of treatment.

Figures in italics indicate the base number of FP17s or Patient Questionnaire responses are less than 100. N/A is shown where the base number of responses is less than 10 during the period. % is calculated as Quantity/Base number\*100

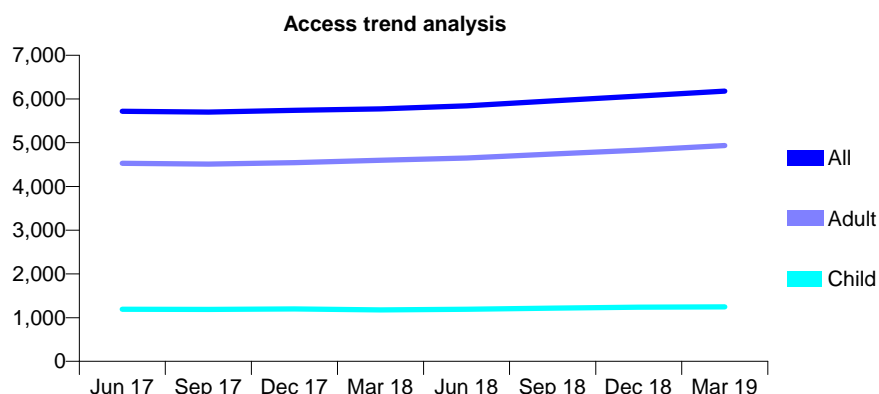
## Q46 - Vital Signs At a Glance Contract Report for 183148/0001 - Year end March 2019

Name or company name	Wood and Associate Dental Care LTD
Contract type name	GDS Contract
Purpose of contract	General
Contract start date	01/08/2007
Contract end date	

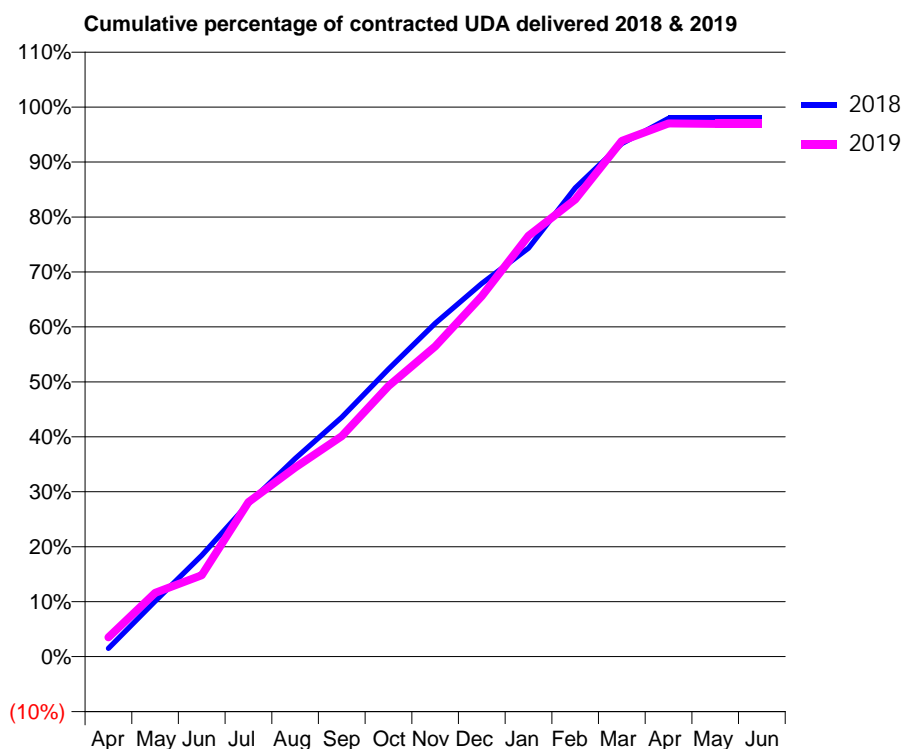
18/19 Contracted general activity (UDA)	15,240
Carry forward general activity (UDA)	77
18/19 Contracted orthodontic activity (UOA)	0
Carry forward orthodontic activity (UOA)	0
Baseline contract value	£517,452.54

### ACCESS\*

Patients seen in 24 months	Total	Change since previous quarter
Quarter ending March 2018	5,776	
Quarter ending June 2018	5,842	→
Quarter ending September 2018	5,959	↑
Quarter ending December 2018	6,069	→
Quarter ending March 2019	6,181	→
<b>Variance since March 2018</b>	<b>7.0%</b>	<b>↑</b>



### ACTIVITY



Adjusted Scheduled Activity (UDA)		
Month	2018	2019
April	227	536
May	1,540	1,768
June	2,811	2,259
July	4,247	4,286
August	5,495	5,242
September	6,637	6,115
October	7,975	7,503
November	9,244	8,603
December	10,350	9,998
January	11,331	11,668
February	12,997	12,676
March	14,226	14,305
April	14,929	14,788
May	14,929	14,773
June	14,929	14,773

### QUALITY

	Quantity	Base Number	Contract	AT	Region	England
% of FP17s for the same patient ID Re-attending within 3 months - Children	139	1,900	7.3%	12.2%	12.3%	11.8%
% of FP17s for the same patient ID Re-attending within 3 months - Adults	740	6,787	10.9%	16.2%	15.9%	15.7%
% of FP17s for the same patient ID Re-attending between 3 & 9 months - Children	1,115	1,900	58.7%	58.0%	60.2%	58.9%
% of FP17s for the same patient ID Re-attending between 3 & 9 months - Adults	3,375	6,787	49.7%	50.9%	53.0%	50.8%
% of FP17s for Band 1 Urgent Courses	783	8,571	9.1%	10.1%	9.1%	9.1%
% of FP17s Relating to Free Repair or Replacements	60	8,571	0.7%	0.8%	1.0%	0.8%
% of FP17s Relating to Continuations	86	8,571	1.0%	0.9%	1.0%	0.9%
% of Patients satisfied with the dentistry they have received	3	3	N/A	92.8%	93.2%	92.5%
% of Patients satisfied with the time they had to wait for an appointment	3	3	N/A	86.8%	88.1%	87.0%

\* This is based on patients treated on this contract for their most recent course of treatment.  
 Figures in *italics* indicate the base number of FP17s or Patient Questionnaire responses are less than 100. N/A is shown where the base number of responses is less than 10 during the period. % is calculated as Quantity/Base number\*100

## Q46 - Vital Signs At a Glance Contract Report for 183148/0002 - Year end March 2019

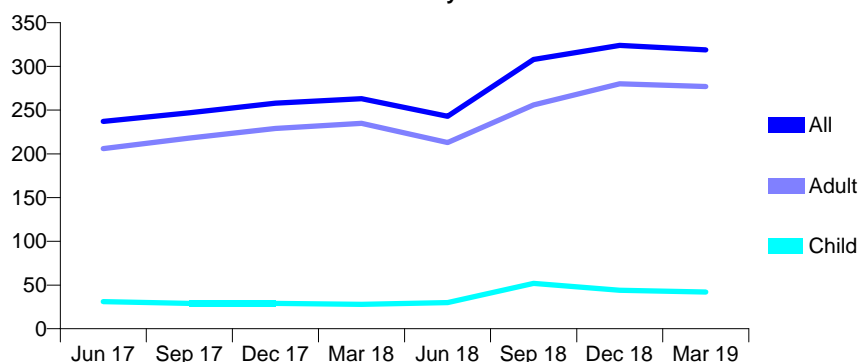
Name or company name	Wood and Associate Dental Care LTD
Contract type name	GDS Contract
Purpose of contract	General
Contract start date	01/04/2012
Contract end date	

18/19 Contracted general activity (UDA)	1,000
Carry forward general activity (UDA)	-8
18/19 Contracted orthodontic activity (UOA)	0
Carry forward orthodontic activity (UOA)	0
Baseline contract value	£33,953.46

### ACCESS\*

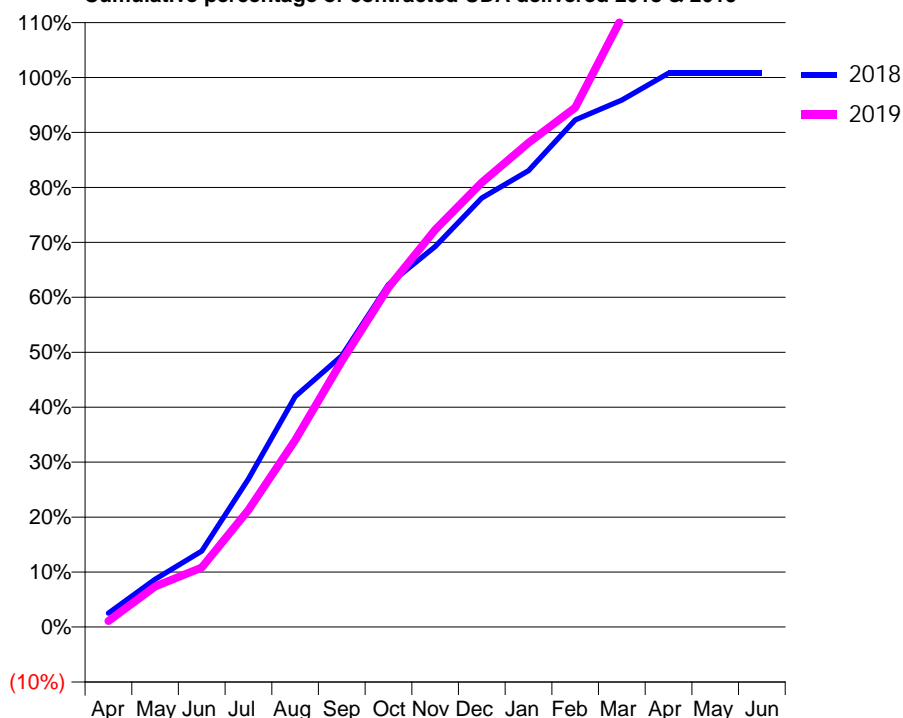
Patients seen in 24 months	Total	Change since previous quarter
Quarter ending March 2018	263	
Quarter ending June 2018	243	↓
Quarter ending September 2018	308	↑
Quarter ending December 2018	324	↑
Quarter ending March 2019	319	↓
<b>Variance since March 2018</b>	<b>21.3%</b>	<b>↑</b>

### Access trend analysis



### ACTIVITY

#### Cumulative percentage of contracted UDA delivered 2018 & 2019



#### Adjusted Scheduled Activity (UDA)

Month	2018	2019
April	25	11
May	87	74
June	138	108
July	269	213
August	419	340
September	493	484
October	623	618
November	692	723
December	781	809
January	831	881
February	923	945
March	959	1,109
April	1,008	1,141
May	1,008	1,141
June	1,008	1,141

### QUALITY

	Quantity	Base Number	Contract	AT	Region	England
% of FP17s for the same patient ID Re-attending within 3 months - Children	0	56	0.0%	12.2%	12.3%	11.8%
% of FP17s for the same patient ID Re-attending within 3 months - Adults	2	275	0.7%	16.2%	15.9%	15.7%
% of FP17s for the same patient ID Re-attending between 3 & 9 months - Children	0	56	0.0%	58.0%	60.2%	58.9%
% of FP17s for the same patient ID Re-attending between 3 & 9 months - Adults	4	275	1.5%	50.9%	53.0%	50.8%
% of FP17s for Band 1 Urgent Courses	0	325	0.0%	10.1%	9.1%	9.1%
% of FP17s Relating to Free Repair or Replacements	0	325	0.0%	0.8%	1.0%	0.8%
% of FP17s Relating to Continuations	2	325	0.6%	0.9%	1.0%	0.9%
% of Patients satisfied with the dentistry they have received	0	0	N/A	92.8%	93.2%	92.5%
% of Patients satisfied with the time they had to wait for an appointment	0	0	N/A	86.8%	88.1%	87.0%

\* This is based on patients treated on this contract for their most recent course of treatment.

Figures in italics indicate the base number of FP17s or Patient Questionnaire responses are less than 100. N/A is shown where the base number of responses is less than 10 during the period. % is calculated as Quantity/Base number\*100

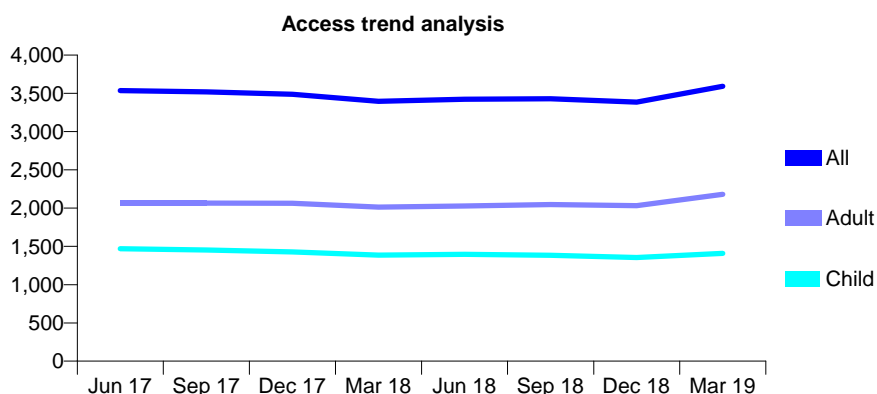
## Q46 - Vital Signs At a Glance Contract Report for 184551/0001 - Year end March 2019

Name or company name	Bamford Dental Practice
Contract type name	GDS Contract
Purpose of contract	General and Orthodontic
Contract start date	01/04/2006
Contract end date	

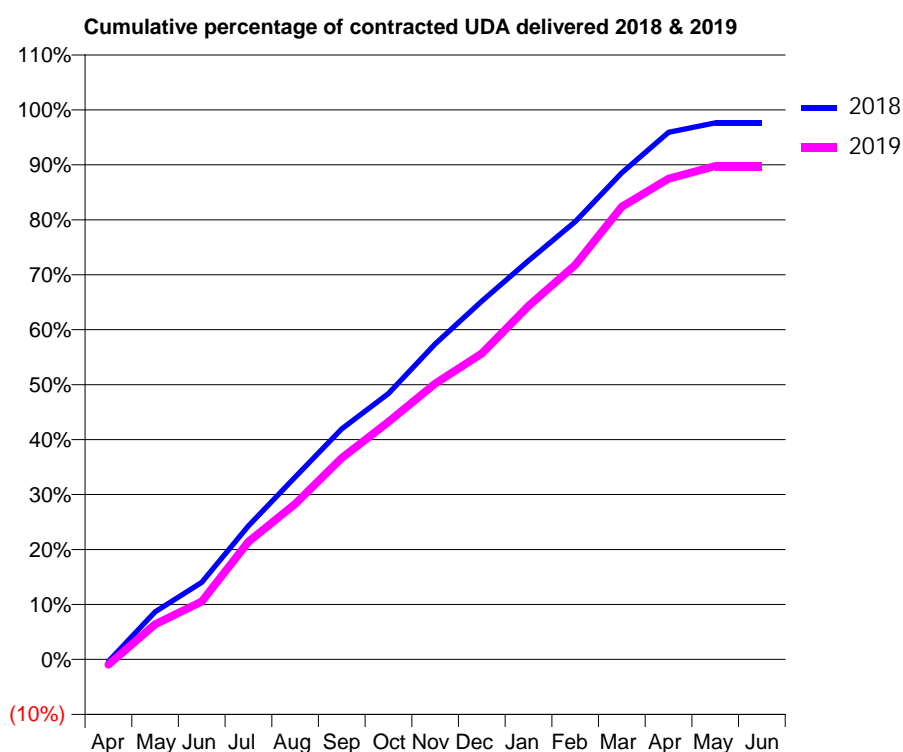
18/19 Contracted general activity (UDA)	9,554
Carry forward general activity (UDA)	225
18/19 Contracted orthodontic activity (UOA)	3,597
Carry forward orthodontic activity (UOA)	145
Baseline contract value	£511,058.69

### ACCESS\*

Patients seen in 24 months	Total	Change since previous quarter
Quarter ending March 2018	3,396	
Quarter ending June 2018	3,423	→
Quarter ending September 2018	3,430	→
Quarter ending December 2018	3,386	↓
Quarter ending March 2019	3,592	↑
<b>Variance since March 2018</b>	<b>5.8%</b>	<b>↑</b>



### ACTIVITY



Adjusted Scheduled Activity (UDA)		
Month	2018	2019
April	-36	-92
May	829	612
June	1,341	1,004
July	2,321	2,046
August	3,170	2,701
September	4,007	3,503
October	4,623	4,131
November	5,488	4,797
December	6,229	5,321
January	6,930	6,146
February	7,610	6,858
March	8,458	7,870
April	9,163	8,357
May	9,329	8,577
June	9,329	8,577

### QUALITY

	Quantity	Base Number	Contract	AT	Region	England
% of FP17s for the same patient ID Re-attending within 3 months - Children	270	2,599	10.4%	12.2%	12.3%	11.8%
% of FP17s for the same patient ID Re-attending within 3 months - Adults	378	2,994	12.6%	16.2%	15.9%	15.7%
% of FP17s for the same patient ID Re-attending between 3 & 9 months - Children	1,470	2,599	56.6%	58.0%	60.2%	58.9%
% of FP17s for the same patient ID Re-attending between 3 & 9 months - Adults	1,774	2,994	59.3%	50.9%	53.0%	50.8%
% of FP17s for Band 1 Urgent Courses	143	5,055	2.8%	10.1%	9.1%	9.1%
% of FP17s Relating to Free Repair or Replacements	35	5,055	0.7%	0.8%	1.0%	0.8%
% of FP17s Relating to Continuations	113	5,055	2.2%	0.9%	1.0%	0.9%
% of Patients satisfied with the dentistry they have received	1	1	N/A	92.8%	93.2%	92.5%
% of Patients satisfied with the time they had to wait for an appointment	1	1	N/A	86.8%	88.1%	87.0%

\* This is based on patients treated on this contract for their most recent course of treatment. Figures in italics indicate the base number of FP17s or Patient Questionnaire responses are less than 100. N/A is shown where the base number of responses is less than 10 during the period. % is calculated as Quantity/Base number\*100

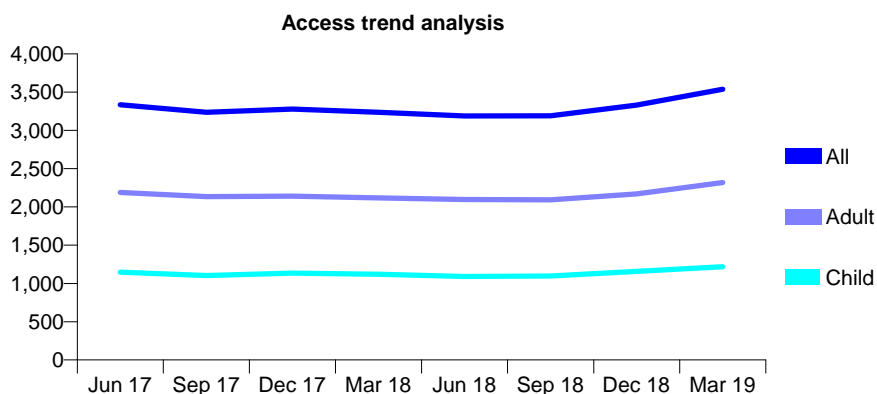
## Q46 - Vital Signs At a Glance Contract Report for 189510/0001 - Year end March 2019

Name or company name	Ravat and Ray Dental Care (Chadderton) L
Contract type name	GDS Contract
Purpose of contract	General
Contract start date	01/10/2013
Contract end date	

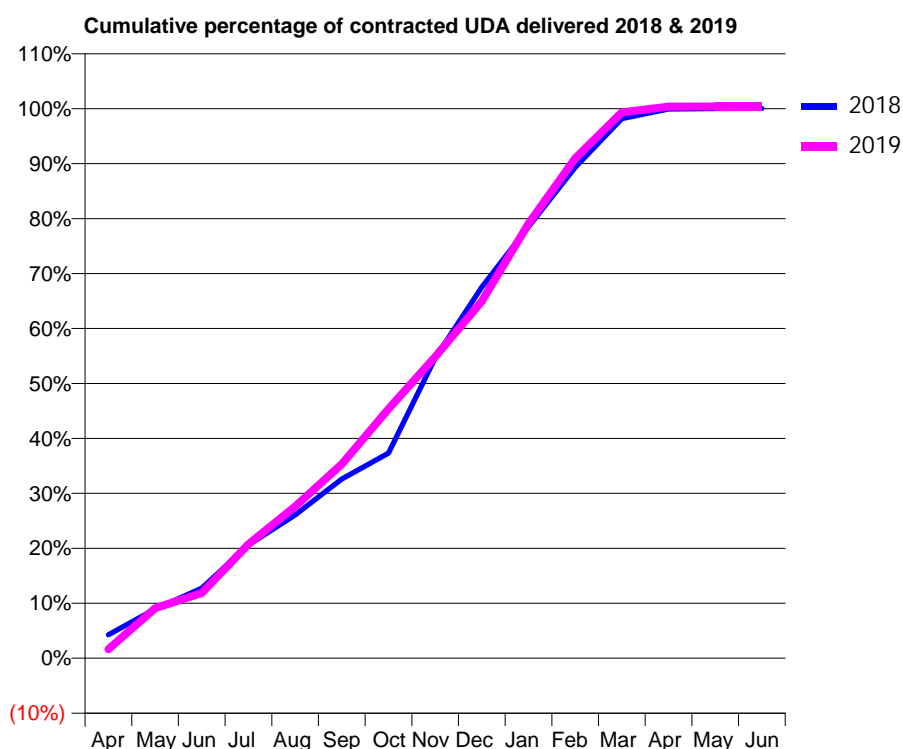
18/19 Contracted general activity (UDA)	11,056
Carry forward general activity (UDA)	-4
18/19 Contracted orthodontic activity (UOA)	0
Carry forward orthodontic activity (UOA)	0
Baseline contract value	£334,334.09

### ACCESS\*

Patients seen in 24 months	Total	Change since previous quarter
Quarter ending March 2018	3,235	
Quarter ending June 2018	3,188	↓
Quarter ending September 2018	3,190	→
Quarter ending December 2018	3,329	↑
Quarter ending March 2019	3,538	↑
<b>Variance since March 2018</b>	<b>9.4%</b>	<b>↑</b>



### ACTIVITY



Adjusted Scheduled Activity (UDA)		
Month	2018	2019
April	474	183
May	992	1,007
June	1,409	1,313
July	2,279	2,295
August	2,883	3,054
September	3,606	3,905
October	4,124	5,017
November	6,042	6,064
December	7,465	7,180
January	8,680	8,743
February	9,877	10,056
March	10,854	10,980
April	11,047	11,095
May	11,059	11,099
June	11,060	11,101

### QUALITY

	Quantity	Base Number	Contract	AT	Region	England
% of FP17s for the same patient ID Re-attending within 3 months - Children	374	2,167	17.3%	12.2%	12.3%	11.8%
% of FP17s for the same patient ID Re-attending within 3 months - Adults	544	3,401	16.0%	16.2%	15.9%	15.7%
% of FP17s for the same patient ID Re-attending between 3 & 9 months - Children	1,233	2,167	56.9%	58.0%	60.2%	58.9%
% of FP17s for the same patient ID Re-attending between 3 & 9 months - Adults	1,773	3,401	52.1%	50.9%	53.0%	50.8%
% of FP17s for Band 1 Urgent Courses	447	5,488	8.1%	10.1%	9.1%	9.1%
% of FP17s Relating to Free Repair or Replacements	29	5,488	0.5%	0.8%	1.0%	0.8%
% of FP17s Relating to Continuations	2	5,488	0.0%	0.9%	1.0%	0.9%
% of Patients satisfied with the dentistry they have received	1	1	N/A	92.8%	93.2%	92.5%
% of Patients satisfied with the time they had to wait for an appointment	1	1	N/A	86.8%	88.1%	87.0%

\* This is based on patients treated on this contract for their most recent course of treatment. Figures in italics indicate the base number of FP17s or Patient Questionnaire responses are less than 100. N/A is shown where the base number of responses is less than 10 during the period. % is calculated as Quantity/Base number\*100

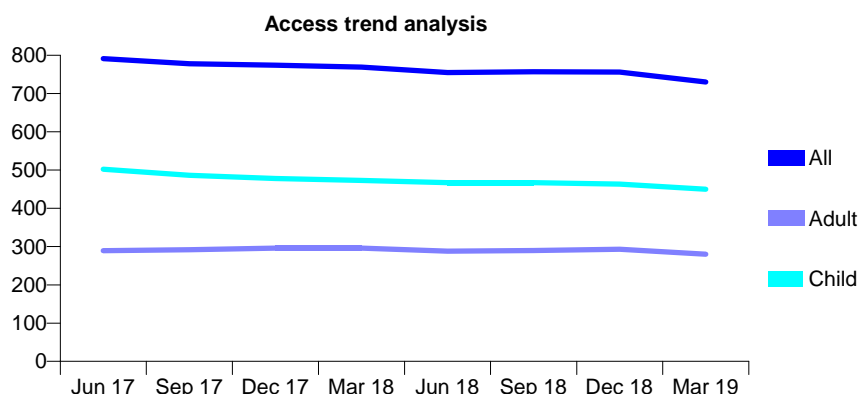
## Q46 - Vital Signs At a Glance Contract Report for 189723/0001 - Year end March 2019

Name or company name	Stretford Road Dental Practice
Contract type name	GDS Contract
Purpose of contract	General
Contract start date	12/08/2013
Contract end date	

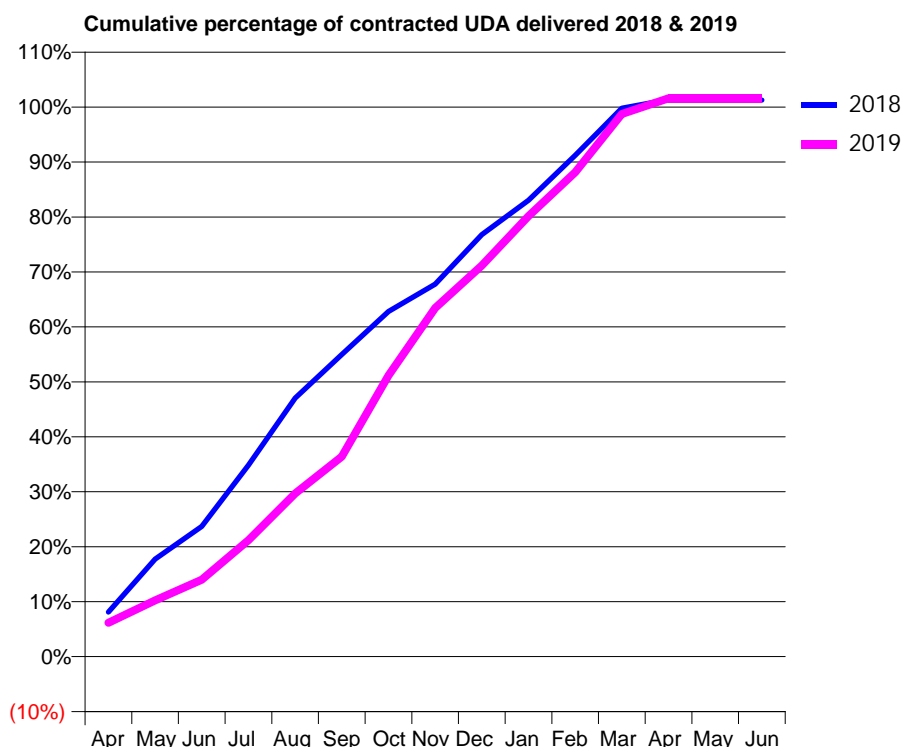
18/19 Contracted general activity (UDA)	1,828
Carry forward general activity (UDA)	-23
18/19 Contracted orthodontic activity (UOA)	0
Carry forward orthodontic activity (UOA)	0
Baseline contract value	£45,958.37

### ACCESS\*

Patients seen in 24 months	Total	Change since previous quarter
Quarter ending March 2018	769	
Quarter ending June 2018	755	↓
Quarter ending September 2018	757	→
Quarter ending December 2018	756	→
Quarter ending March 2019	730	↓
<b>Variance since March 2018</b>	<b>(5.1%)</b>	<b>↓</b>



### ACTIVITY



Adjusted Scheduled Activity (UDA)		
Month	2018	2019
April	148	113
May	325	187
June	433	256
July	637	387
August	860	543
September	1,005	665
October	1,148	935
November	1,239	1,160
December	1,404	1,301
January	1,518	1,466
February	1,668	1,611
March	1,824	1,805
April	1,853	1,857
May	1,853	1,857
June	1,851	1,857

### QUALITY

	Quantity	Base Number	Contract	AT	Region	England
% of FP17s for the same patient ID Re-attending within 3 months - Children	94	789	11.9%	12.2%	12.3%	11.8%
% of FP17s for the same patient ID Re-attending within 3 months - Adults	47	321	14.6%	16.2%	15.9%	15.7%
% of FP17s for the same patient ID Re-attending between 3 & 9 months - Children	469	789	59.4%	58.0%	60.2%	58.9%
% of FP17s for the same patient ID Re-attending between 3 & 9 months - Adults	147	321	45.8%	50.9%	53.0%	50.8%
% of FP17s for Band 1 Urgent Courses	111	1,125	9.9%	10.1%	9.1%	9.1%
% of FP17s Relating to Free Repair or Replacements	1	1,125	0.1%	0.8%	1.0%	0.8%
% of FP17s Relating to Continuations	1	1,125	0.1%	0.9%	1.0%	0.9%
% of Patients satisfied with the dentistry they have received	0	0	N/A	92.8%	93.2%	92.5%
% of Patients satisfied with the time they had to wait for an appointment	0	0	N/A	86.8%	88.1%	87.0%

\* This is based on patients treated on this contract for their most recent course of treatment.  
 Figures in *italics* indicate the base number of FP17s or Patient Questionnaire responses are less than 100. N/A is shown where the base number of responses is less than 10 during the period. % is calculated as Quantity/Base number\*100



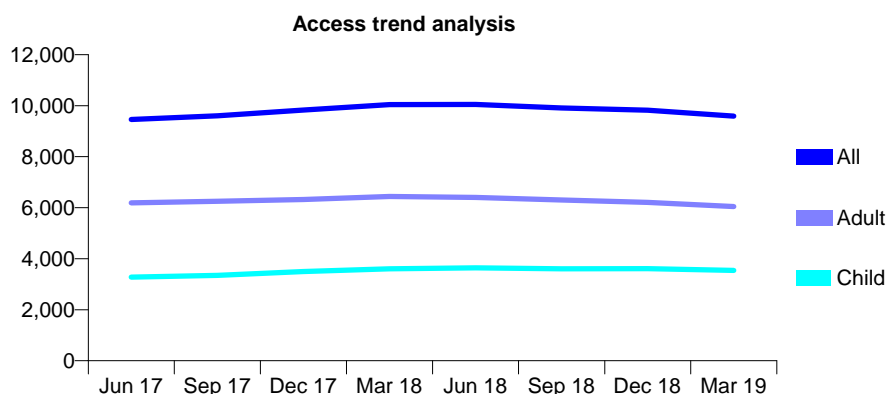
## Q46 - Vital Signs At a Glance Contract Report for 190322/0001 - Year end March 2019

Name or company name	Moston Dental Surgery
Contract type name	GDS Contract
Purpose of contract	General
Contract start date	08/10/2010
Contract end date	

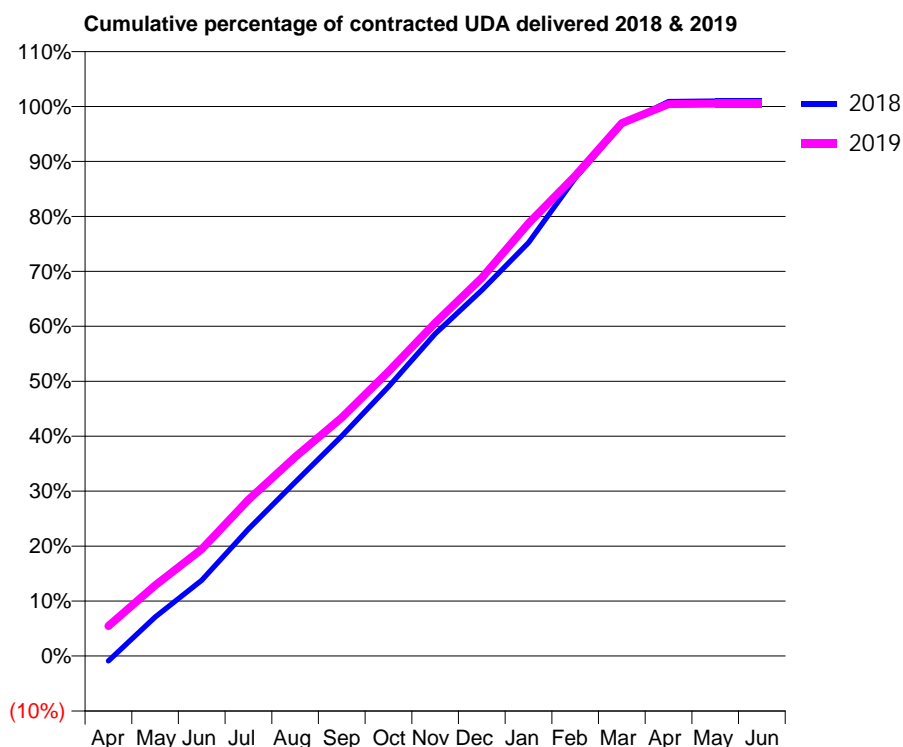
18/19 Contracted general activity (UDA)	30,673
Carry forward general activity (UDA)	-304
18/19 Contracted orthodontic activity (UOA)	0
Carry forward orthodontic activity (UOA)	0
Baseline contract value	£763,506.44

### ACCESS\*

Patients seen in 24 months	Total	Change since previous quarter
Quarter ending March 2018	10,043	
Quarter ending June 2018	10,046	→
Quarter ending September 2018	9,909	↓
Quarter ending December 2018	9,820	→
Quarter ending March 2019	9,593	↓
<b>Variance since March 2018</b>	<b>(4.5%)</b>	<b>↓</b>



### ACTIVITY



Adjusted Scheduled Activity (UDA)		
Month	2018	2019
April	-280	1,681
May	2,180	3,943
June	4,233	5,969
July	7,091	8,724
August	9,702	11,110
September	12,281	13,305
October	15,029	15,881
November	17,987	18,590
December	20,413	21,104
January	23,068	24,150
February	26,681	26,798
March	29,675	29,738
April	30,943	30,808
May	30,975	30,824
June	30,977	30,824

### QUALITY

	Quantity	Base Number	Contract	AT	Region	England
% of FP17s for the same patient ID Re-attending within 3 months - Children	220	3,681	6.0%	12.2%	12.3%	11.8%
% of FP17s for the same patient ID Re-attending within 3 months - Adults	514	5,508	9.3%	16.2%	15.9%	15.7%
% of FP17s for the same patient ID Re-attending between 3 & 9 months - Children	1,585	3,681	43.1%	58.0%	60.2%	58.9%
% of FP17s for the same patient ID Re-attending between 3 & 9 months - Adults	2,132	5,508	38.7%	50.9%	53.0%	50.8%
% of FP17s for Band 1 Urgent Courses	218	9,181	2.4%	10.1%	9.1%	9.1%
% of FP17s Relating to Free Repair or Replacements	86	9,181	0.9%	0.8%	1.0%	0.8%
% of FP17s Relating to Continuations	124	9,181	1.4%	0.9%	1.0%	0.9%
% of Patients satisfied with the dentistry they have received	2	2	N/A	92.8%	93.2%	92.5%
% of Patients satisfied with the time they had to wait for an appointment	2	2	N/A	86.8%	88.1%	87.0%

\* This is based on patients treated on this contract for their most recent course of treatment.

Figures in italics indicate the base number of FP17s or Patient Questionnaire responses are less than 100. N/A is shown where the base number of responses is less than 10 during the period. % is calculated as Quantity/Base number\*100

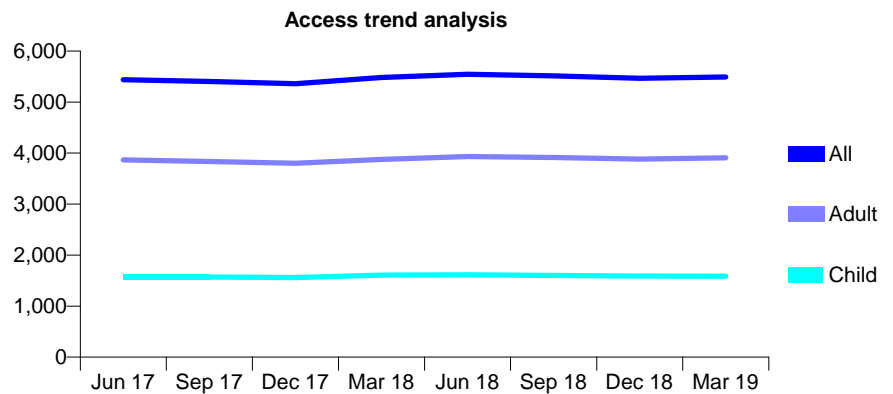
## Q46 - Vital Signs At a Glance Contract Report for 190470/0004 - Year end March 2019

Name or company name	G.k.A (1996) Ltd
Contract type name	GDS Contract
Purpose of contract	General
Contract start date	01/04/2008
Contract end date	

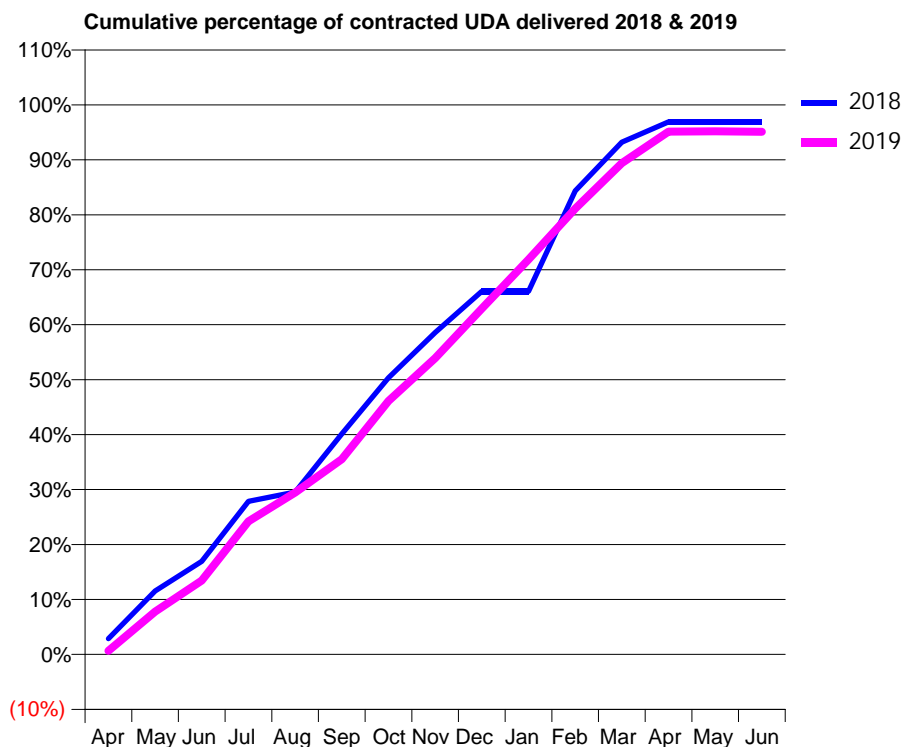
18/19 Contracted general activity (UDA)	15,529
Carry forward general activity (UDA)	479
18/19 Contracted orthodontic activity (UOA)	0
Carry forward orthodontic activity (UOA)	0
Baseline contract value	£486,483.64

### ACCESS\*

Patients seen in 24 months	Total	Change since previous quarter
Quarter ending March 2018	5,484	
Quarter ending June 2018	5,547	→
Quarter ending September 2018	5,515	→
Quarter ending December 2018	5,469	→
Quarter ending March 2019	5,492	→
<b>Variance since March 2018</b>	<b>0.1%</b>	<b>→</b>



### ACTIVITY



Adjusted Scheduled Activity (UDA)		
Month	2018	2019
April	445	105
May	1,791	1,211
June	2,633	2,088
July	4,327	3,763
August	4,586	4,576
September	6,232	5,516
October	7,816	7,161
November	9,093	8,372
December	10,261	9,769
January	10,261	11,160
February	13,096	12,595
March	14,471	13,881
April	15,048	14,772
May	15,051	14,780
June	15,050	14,767

### QUALITY

	Quantity	Base Number	Contract	AT	Region	England
% of FP17s for the same patient ID Re-attending within 3 months - Children	152	2,087	7.3%	12.2%	12.3%	11.8%
% of FP17s for the same patient ID Re-attending within 3 months - Adults	723	4,825	15.0%	16.2%	15.9%	15.7%
% of FP17s for the same patient ID Re-attending between 3 & 9 months - Children	1,077	2,087	51.6%	58.0%	60.2%	58.9%
% of FP17s for the same patient ID Re-attending between 3 & 9 months - Adults	2,145	4,825	44.5%	50.9%	53.0%	50.8%
% of FP17s for Band 1 Urgent Courses	601	6,994	8.6%	10.1%	9.1%	9.1%
% of FP17s Relating to Free Repair or Replacements	97	6,994	1.4%	0.8%	1.0%	0.8%
% of FP17s Relating to Continuations	63	6,994	0.9%	0.9%	1.0%	0.9%
% of Patients satisfied with the dentistry they have received	4	4	N/A	92.8%	93.2%	92.5%
% of Patients satisfied with the time they had to wait for an appointment	4	4	N/A	86.8%	88.1%	87.0%

\* This is based on patients treated on this contract for their most recent course of treatment.

Figures in italics indicate the base number of FP17s or Patient Questionnaire responses are less than 100. N/A is shown where the base number of responses is less than 10 during the period. % is calculated as Quantity/Base number\*100

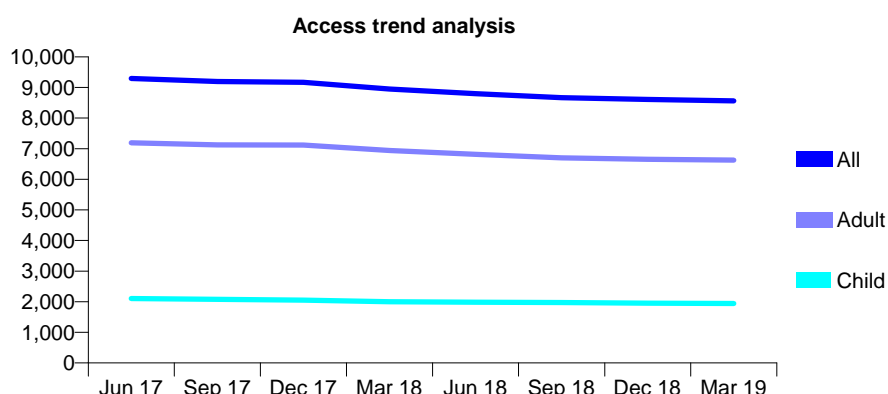
## Q46 - Vital Signs At a Glance Contract Report for 190470/0005 - Year end March 2019

Name or company name	G.k.A (1996) Ltd
Contract type name	GDS Contract
Purpose of contract	General
Contract start date	01/04/2008
Contract end date	

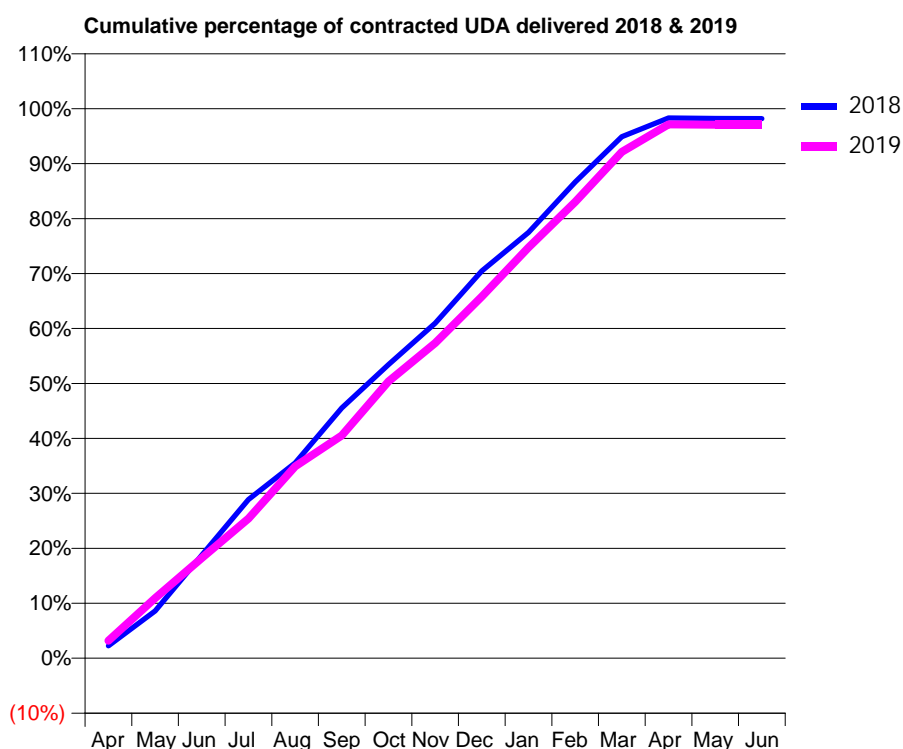
18/19 Contracted general activity (UDA)	23,132
Carry forward general activity (UDA)	416
18/19 Contracted orthodontic activity (UOA)	0
Carry forward orthodontic activity (UOA)	0
Baseline contract value	£698,475.29

### ACCESS\*

Patients seen in 24 months	Total	Change since previous quarter
Quarter ending March 2018	8,949	
Quarter ending June 2018	8,799	↓
Quarter ending September 2018	8,670	↓
Quarter ending December 2018	8,606	→
Quarter ending March 2019	8,566	→
<b>Variance since March 2018</b>	<b>(4.3%)</b>	<b>↓</b>



### ACTIVITY



Adjusted Scheduled Activity (UDA)		
Month	2018	2019
April	526	740
May	1,990	2,527
June	4,335	4,214
July	6,676	5,880
August	8,219	8,075
September	10,536	9,376
October	12,358	11,653
November	14,106	13,269
December	16,296	15,224
January	17,920	17,292
February	20,043	19,207
March	21,949	21,310
April	22,737	22,467
May	22,720	22,457
June	22,716	22,455

### QUALITY

	Quantity	Base Number	Contract	AT	Region	England
% of FP17s for the same patient ID Re-attending within 3 months - Children	308	3,001	10.3%	12.2%	12.3%	11.8%
% of FP17s for the same patient ID Re-attending within 3 months - Adults	1,436	9,595	15.0%	16.2%	15.9%	15.7%
% of FP17s for the same patient ID Re-attending between 3 & 9 months - Children	1,740	3,001	58.0%	58.0%	60.2%	58.9%
% of FP17s for the same patient ID Re-attending between 3 & 9 months - Adults	5,278	9,595	55.0%	50.9%	53.0%	50.8%
% of FP17s for Band 1 Urgent Courses	663	12,744	5.2%	10.1%	9.1%	9.1%
% of FP17s Relating to Free Repair or Replacements	191	12,744	1.5%	0.8%	1.0%	0.8%
% of FP17s Relating to Continuations	96	12,744	0.8%	0.9%	1.0%	0.9%
% of Patients satisfied with the dentistry they have received	1	1	N/A	92.8%	93.2%	92.5%
% of Patients satisfied with the time they had to wait for an appointment	1	1	N/A	86.8%	88.1%	87.0%

\* This is based on patients treated on this contract for their most recent course of treatment.

Figures in italics indicate the base number of FP17s or Patient Questionnaire responses are less than 100. N/A is shown where the base number of responses is less than 10 during the period. % is calculated as Quantity/Base number\*100

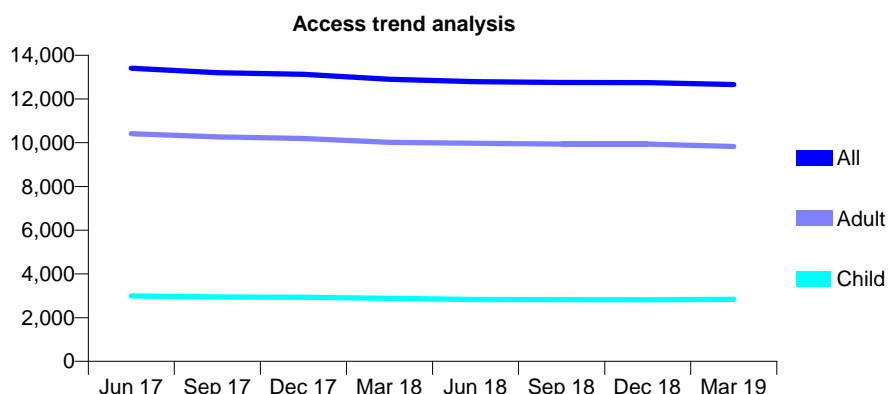
## Q46 - Vital Signs At a Glance Contract Report for 190470/0007 - Year end March 2019

Name or company name	G.k.A (1996) Ltd
Contract type name	GDS Contract
Purpose of contract	General and Orthodontic
Contract start date	01/05/2009
Contract end date	

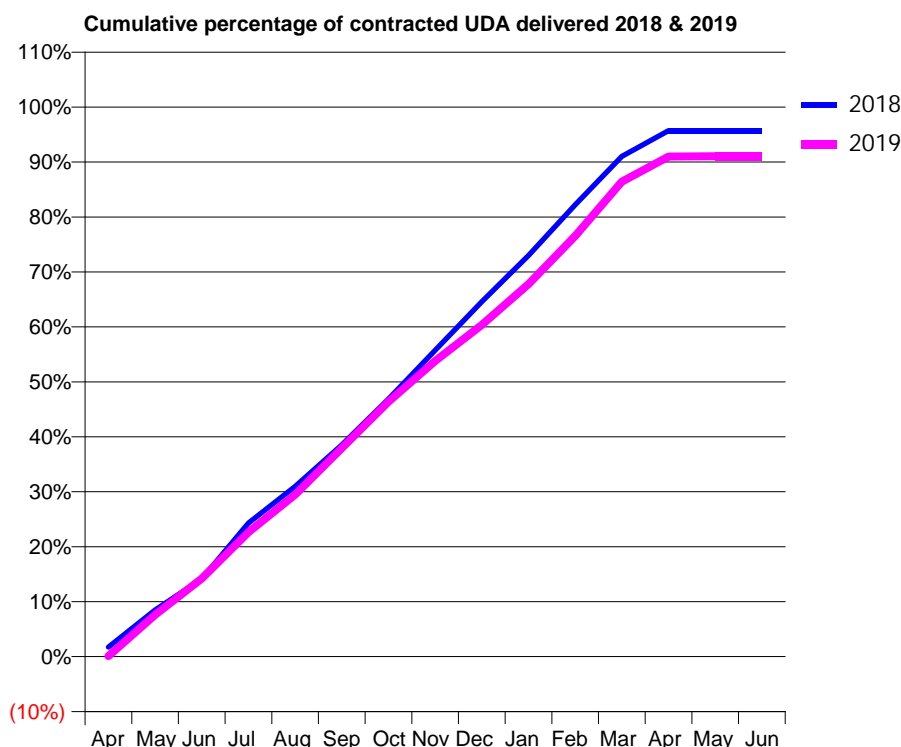
18/19 Contracted general activity (UDA)	40,268
Carry forward general activity (UDA)	1,552
18/19 Contracted orthodontic activity (UOA)	2,541
Carry forward orthodontic activity (UOA)	39
Baseline contract value	£1,314,484.32

### ACCESS\*

Patients seen in 24 months	Total	Change since previous quarter
Quarter ending March 2018	12,898	
Quarter ending June 2018	12,797	→
Quarter ending September 2018	12,759	→
Quarter ending December 2018	12,748	→
Quarter ending March 2019	12,658	→
<b>Variance since March 2018</b>	<b>(1.9%)</b>	<b>↓</b>



### ACTIVITY



Adjusted Scheduled Activity (UDA)		
Month	2018	2019
April	702	48
May	3,410	3,074
June	5,688	5,722
July	9,787	9,122
August	12,470	11,876
September	15,514	15,278
October	18,871	18,679
November	22,455	21,665
December	26,009	24,304
January	29,389	27,295
February	33,114	30,822
March	36,652	34,805
April	38,543	36,641
May	38,547	36,659
June	38,546	36,658

### QUALITY

	Quantity	Base Number	Contract	AT	Region	England
% of FP17s for the same patient ID Re-attending within 3 months - Children	567	4,408	12.9%	12.2%	12.3%	11.8%
% of FP17s for the same patient ID Re-attending within 3 months - Adults	2,190	13,712	16.0%	16.2%	15.9%	15.7%
% of FP17s for the same patient ID Re-attending between 3 & 9 months - Children	2,182	4,408	49.5%	58.0%	60.2%	58.9%
% of FP17s for the same patient ID Re-attending between 3 & 9 months - Adults	6,914	13,712	50.4%	50.9%	53.0%	50.8%
% of FP17s for Band 1 Urgent Courses	1,340	17,684	7.6%	10.1%	9.1%	9.1%
% of FP17s Relating to Free Repair or Replacements	328	17,684	1.9%	0.8%	1.0%	0.8%
% of FP17s Relating to Continuations	190	17,684	1.1%	0.9%	1.0%	0.9%
% of Patients satisfied with the dentistry they have received	3	3	N/A	92.8%	93.2%	92.5%
% of Patients satisfied with the time they had to wait for an appointment	3	3	N/A	86.8%	88.1%	87.0%

\* This is based on patients treated on this contract for their most recent course of treatment.  
 Figures in italics indicate the base number of FP17s or Patient Questionnaire responses are less than 100. N/A is shown where the base number of responses is less than 10 during the period. % is calculated as Quantity/Base number\*100

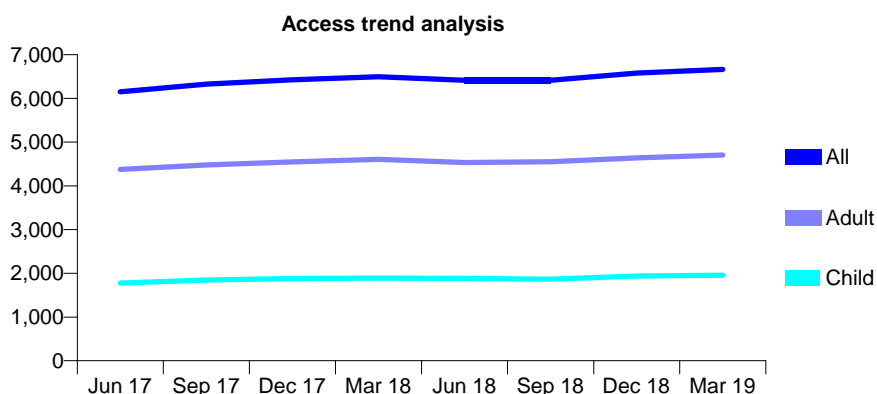
## Q46 - Vital Signs At a Glance Contract Report for 191515/0001 - Year end March 2019

Name or company name	Birch Dental Practice
Contract type name	GDS Contract
Purpose of contract	General
Contract start date	01/05/2014
Contract end date	

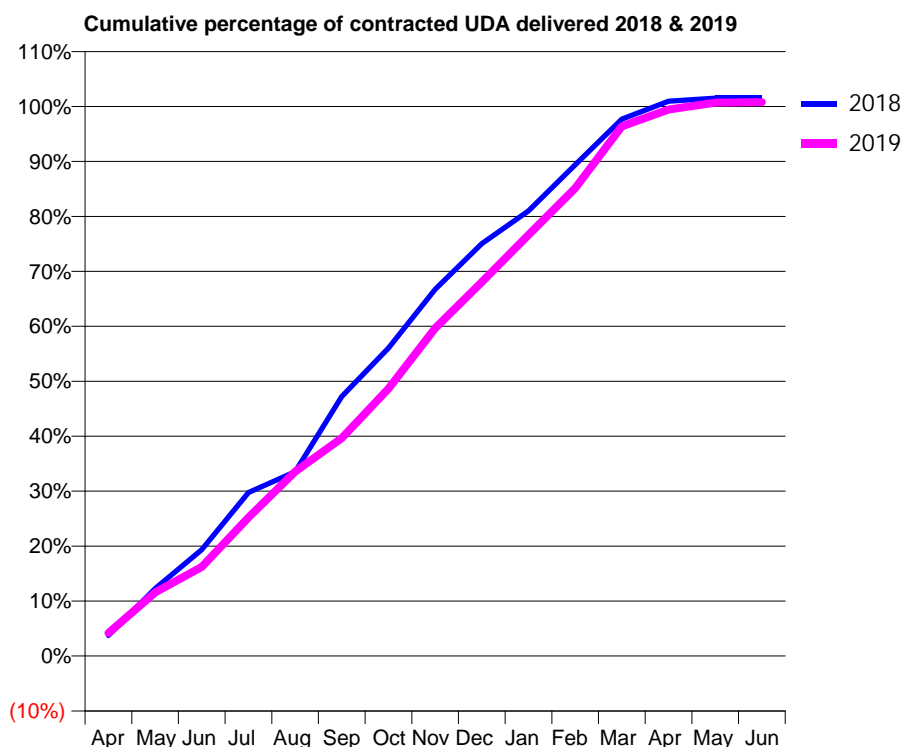
18/19 Contracted general activity (UDA)	20,344
Carry forward general activity (UDA)	-302
18/19 Contracted orthodontic activity (UOA)	0
Carry forward orthodontic activity (UOA)	0
Baseline contract value	£641,603.71

### ACCESS\*

Patients seen in 24 months	Total	Change since previous quarter
Quarter ending March 2018	6,496	
Quarter ending June 2018	6,417	↓
Quarter ending September 2018	6,416	→
Quarter ending December 2018	6,577	↑
Quarter ending March 2019	6,663	→
<b>Variance since March 2018</b>	<b>2.6%</b>	<b>↑</b>



### ACTIVITY



Adjusted Scheduled Activity (UDA)		
Month	2018	2019
April	764	853
May	2,501	2,359
June	3,937	3,300
July	6,053	5,127
August	6,826	6,829
September	9,603	8,070
October	11,404	9,896
November	13,577	12,136
December	15,264	13,838
January	16,477	15,592
February	18,184	17,323
March	19,876	19,607
April	20,542	20,231
May	20,646	20,486
June	20,646	20,498

### QUALITY

	Quantity	Base Number	Contract	AT	Region	England
% of FP17s for the same patient ID Re-attending within 3 months - Children	206	2,068	10.0%	12.2%	12.3%	11.8%
% of FP17s for the same patient ID Re-attending within 3 months - Adults	863	4,814	17.9%	16.2%	15.9%	15.7%
% of FP17s for the same patient ID Re-attending between 3 & 9 months - Children	651	2,068	31.5%	58.0%	60.2%	58.9%
% of FP17s for the same patient ID Re-attending between 3 & 9 months - Adults	1,374	4,814	28.5%	50.9%	53.0%	50.8%
% of FP17s for Band 1 Urgent Courses	595	6,148	9.7%	10.1%	9.1%	9.1%
% of FP17s Relating to Free Repair or Replacements	35	6,148	0.6%	0.8%	1.0%	0.8%
% of FP17s Relating to Continuations	114	6,148	1.9%	0.9%	1.0%	0.9%
% of Patients satisfied with the dentistry they have received	2	2	N/A	92.8%	93.2%	92.5%
% of Patients satisfied with the time they had to wait for an appointment	2	2	N/A	86.8%	88.1%	87.0%

\* This is based on patients treated on this contract for their most recent course of treatment.

Figures in italics indicate the base number of FP17s or Patient Questionnaire responses are less than 100. N/A is shown where the base number of responses is less than 10 during the period. % is calculated as Quantity/Base number\*100

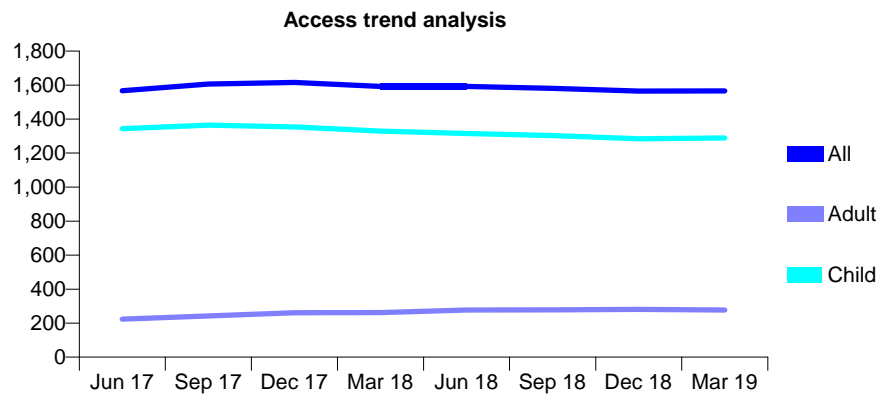
## Q46 - Vital Signs At a Glance Contract Report for 191574/0001 - Year end March 2019

Name or company name	Steven Bate
Contract type name	GDS Contract
Purpose of contract	General
Contract start date	01/08/2015
Contract end date	

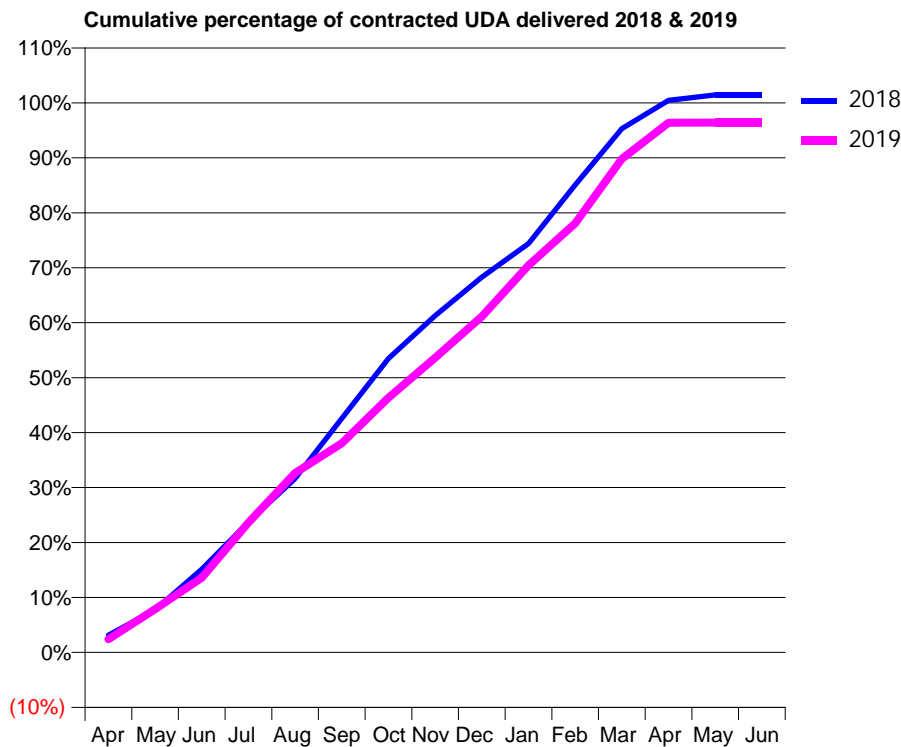
18/19 Contracted general activity (UDA)	4,200
Carry forward general activity (UDA)	0
18/19 Contracted orthodontic activity (UOA)	0
Carry forward orthodontic activity (UOA)	0
Baseline contract value	£121,138.90

### ACCESS\*

Patients seen in 24 months	Total	Change since previous quarter
Quarter ending March 2018	1,592	
Quarter ending June 2018	1,592	→
Quarter ending September 2018	1,581	→
Quarter ending December 2018	1,565	↓
Quarter ending March 2019	1,566	→
<b>Variance since March 2018</b>	<b>(1.6%)</b>	<b>↓</b>



### ACTIVITY



Adjusted Scheduled Activity (UDA)		
Month	2018	2019
April	132	102
May	326	331
June	636	571
July	996	993
August	1,330	1,371
September	1,788	1,597
October	2,247	1,947
November	2,574	2,252
December	2,868	2,567
January	3,124	2,958
February	3,574	3,281
March	4,003	3,772
April	4,219	4,048
May	4,261	4,049
June	4,261	4,049

### QUALITY

	Quantity	Base Number	Contract	AT	Region	England
% of FP17s for the same patient ID Re-attending within 3 months - Children	493	2,789	17.7%	12.2%	12.3%	11.8%
% of FP17s for the same patient ID Re-attending within 3 months - Adults	31	300	10.3%	16.2%	15.9%	15.7%
% of FP17s for the same patient ID Re-attending between 3 & 9 months - Children	1,916	2,789	68.7%	58.0%	60.2%	58.9%
% of FP17s for the same patient ID Re-attending between 3 & 9 months - Adults	212	300	70.7%	50.9%	53.0%	50.8%
% of FP17s for Band 1 Urgent Courses	93	3,056	3.0%	10.1%	9.1%	9.1%
% of FP17s Relating to Free Repair or Replacements	3	3,056	0.1%	0.8%	1.0%	0.8%
% of FP17s Relating to Continuations	1	3,056	0.0%	0.9%	1.0%	0.9%
% of Patients satisfied with the dentistry they have received	1	1	N/A	92.8%	93.2%	92.5%
% of Patients satisfied with the time they had to wait for an appointment	0	1	N/A	86.8%	88.1%	87.0%

\* This is based on patients treated on this contract for their most recent course of treatment.

Figures in italics indicate the base number of FP17s or Patient Questionnaire responses are less than 100. N/A is shown where the base number of responses is less than 10 during the period. % is calculated as Quantity/Base number\*100

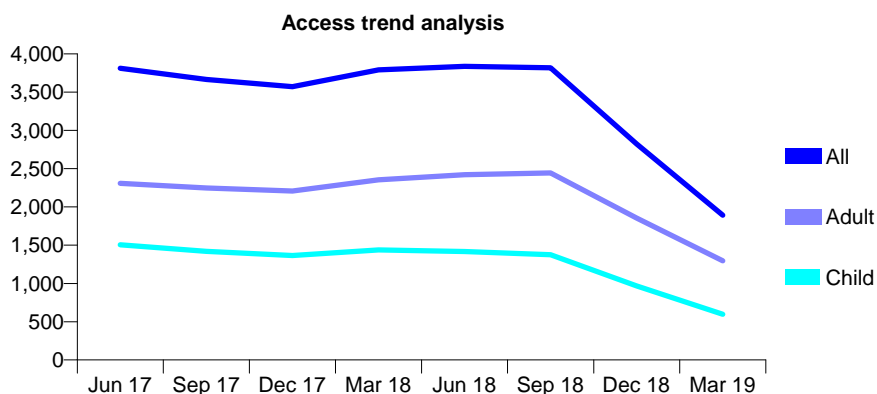
## Q46 - Vital Signs At a Glance Contract Report for 191809/0001 - Year end March 2019

Name or company name	Swinton Practice Ltd
Contract type name	GDS Contract
Purpose of contract	General
Contract start date	01/07/2010
Contract end date	31/08/2018

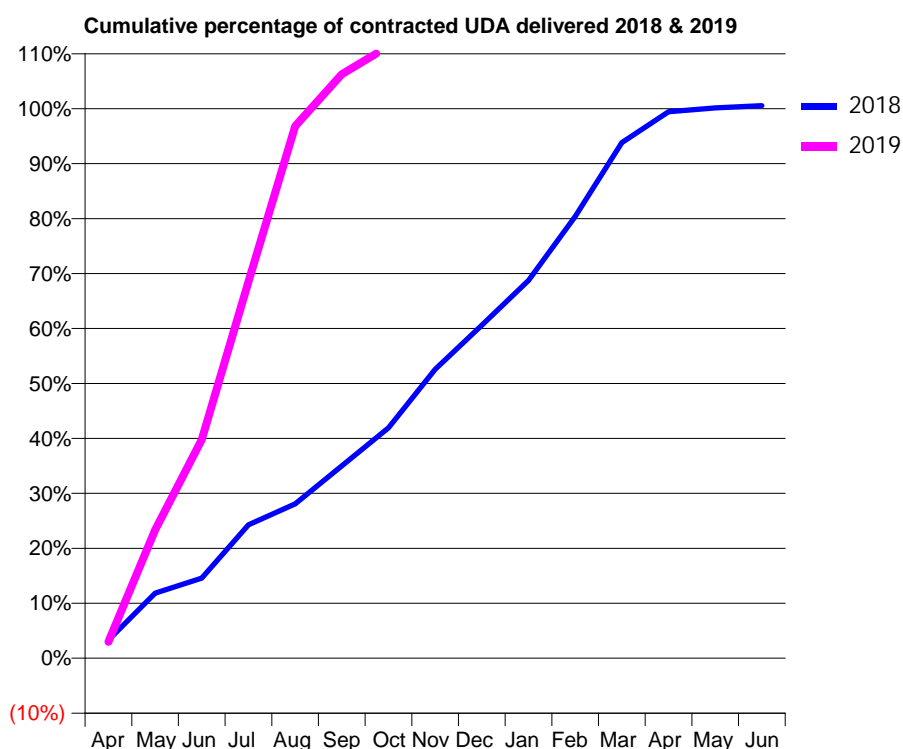
18/19 Contracted general activity (UDA)	5,028
Carry forward general activity (UDA)	0
18/19 Contracted orthodontic activity (UOA)	0
Carry forward orthodontic activity (UOA)	0
Baseline contract value	£135,397.46

### ACCESS\*

Patients seen in 24 months	Total	Change since previous quarter
Quarter ending March 2018	3,791	
Quarter ending June 2018	3,837	→
Quarter ending September 2018	3,818	→
Quarter ending December 2018	2,822	↓
Quarter ending March 2019	1,892	↓
<b>Variance since March 2018</b>	<b>(50.1%)</b>	<b>↓</b>



### ACTIVITY



Adjusted Scheduled Activity (UDA)		
Month	2018	2019
April	400	151
May	1,427	1,174
June	1,758	1,999
July	2,930	3,445
August	3,390	4,867
September	4,219	5,343
October	5,058	5,599
November	6,343	5,806
December	7,309	5,886
January	8,294	5,915
February	9,701	5,920
March	11,318	5,923
April	11,998	5,923
May	12,083	5,923
June	12,131	5,923

### QUALITY

	Quantity	Base Number	Contract	AT	Region	England
% of FP17s for the same patient ID Re-attending within 3 months - Children	53	872	6.1%	12.2%	12.3%	11.8%
% of FP17s for the same patient ID Re-attending within 3 months - Adults	121	1,424	8.5%	16.2%	15.9%	15.7%
% of FP17s for the same patient ID Re-attending between 3 & 9 months - Children	350	872	40.1%	58.0%	60.2%	58.9%
% of FP17s for the same patient ID Re-attending between 3 & 9 months - Adults	460	1,424	32.3%	50.9%	53.0%	50.8%
% of FP17s for Band 1 Urgent Courses	81	2,055	3.9%	10.1%	9.1%	9.1%
% of FP17s Relating to Free Repair or Replacements	4	2,055	0.2%	0.8%	1.0%	0.8%
% of FP17s Relating to Continuations	15	2,055	0.7%	0.9%	1.0%	0.9%
% of Patients satisfied with the dentistry they have received	1	1	N/A	92.8%	93.2%	92.5%
% of Patients satisfied with the time they had to wait for an appointment	1	1	N/A	86.8%	88.1%	87.0%

\* This is based on patients treated on this contract for their most recent course of treatment.

Figures in italics indicate the base number of FP17s or Patient Questionnaire responses are less than 100. N/A is shown where the base number of responses is less than 10 during the period. % is calculated as Quantity/Base number\*100



## Q46 - Vital Signs At a Glance Contract Report for 191809/0002 - Year end March 2019

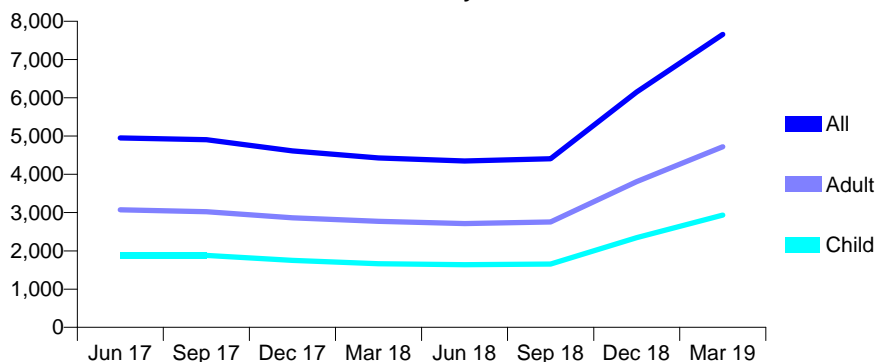
Name or company name	Swinton Practice Ltd
Contract type name	GDS Contract
Purpose of contract	General
Contract start date	01/07/2010
Contract end date	

18/19 Contracted general activity (UDA)	23,332
Carry forward general activity (UDA)	0
18/19 Contracted orthodontic activity (UOA)	0
Carry forward orthodontic activity (UOA)	0
Baseline contract value	£649,717.65

### ACCESS\*

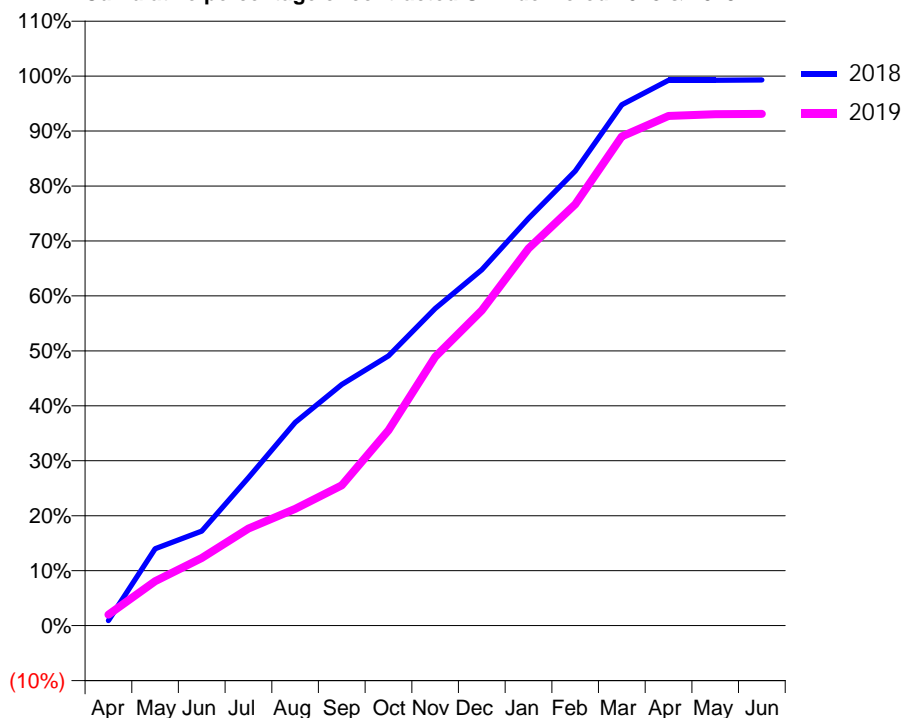
Patients seen in 24 months	Total	Change since previous quarter
Quarter ending March 2018	4,429	
Quarter ending June 2018	4,349	↓
Quarter ending September 2018	4,408	→
Quarter ending December 2018	6,152	↑
Quarter ending March 2019	7,655	↑
<b>Variance since March 2018</b>	<b>72.8%</b>	<b>↑</b>

### Access trend analysis



### ACTIVITY

#### Cumulative percentage of contracted UDA delivered 2018 & 2019



Adjusted Scheduled Activity (UDA)		
Month	2018	2019
April	136	467
May	2,059	1,889
June	2,531	2,872
July	3,965	4,118
August	5,442	4,958
September	6,462	5,956
October	7,227	8,290
November	8,496	11,412
December	9,532	13,382
January	10,907	16,008
February	12,177	17,888
March	13,950	20,765
April	14,608	21,637
May	14,610	21,710
June	14,617	21,728

### QUALITY

	Quantity	Base Number	Contract	AT	Region	England
% of FP17s for the same patient ID Re-attending within 3 months - Children	323	3,755	8.6%	12.2%	12.3%	11.8%
% of FP17s for the same patient ID Re-attending within 3 months - Adults	694	5,530	12.5%	16.2%	15.9%	15.7%
% of FP17s for the same patient ID Re-attending between 3 & 9 months - Children	1,305	3,755	34.8%	58.0%	60.2%	58.9%
% of FP17s for the same patient ID Re-attending between 3 & 9 months - Adults	1,276	5,530	23.1%	50.9%	53.0%	50.8%
% of FP17s for Band 1 Urgent Courses	881	9,369	9.4%	10.1%	9.1%	9.1%
% of FP17s Relating to Free Repair or Replacements	30	9,369	0.3%	0.8%	1.0%	0.8%
% of FP17s Relating to Continuations	37	9,369	0.4%	0.9%	1.0%	0.9%
% of Patients satisfied with the dentistry they have received	0	0	N/A	92.8%	93.2%	92.5%
% of Patients satisfied with the time they had to wait for an appointment	0	0	N/A	86.8%	88.1%	87.0%

\* This is based on patients treated on this contract for their most recent course of treatment.

Figures in *italics* indicate the base number of FP17s or Patient Questionnaire responses are less than 100. N/A is shown where the base number of responses is less than 10 during the period. % is calculated as Quantity/Base number\*100

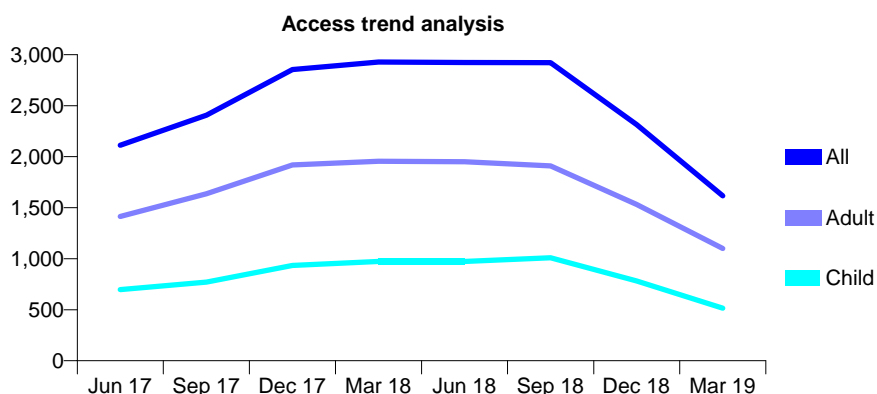
## Q46 - Vital Signs At a Glance Contract Report for 191809/0003 - Year end March 2019

Name or company name	Swinton Practice Ltd
Contract type name	GDS Contract
Purpose of contract	General
Contract start date	01/07/2010
Contract end date	31/08/2018

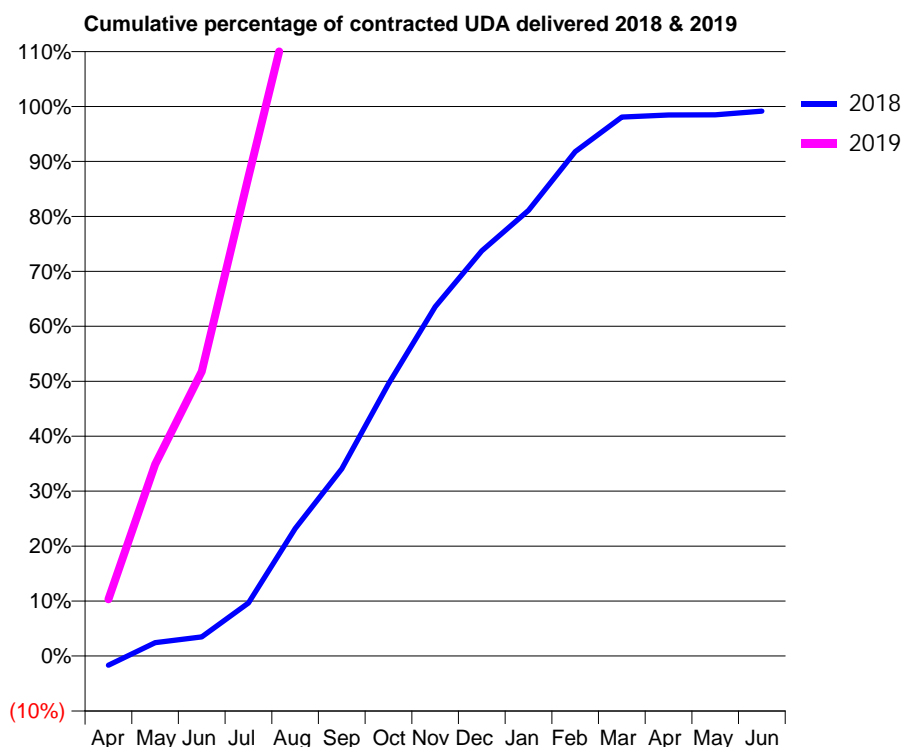
18/19 Contracted general activity (UDA)	3,267
Carry forward general activity (UDA)	0
18/19 Contracted orthodontic activity (UOA)	0
Carry forward orthodontic activity (UOA)	0
Baseline contract value	£71,055.35

### ACCESS\*

Patients seen in 24 months	Total	Change since previous quarter
Quarter ending March 2018	2,928	
Quarter ending June 2018	2,924	→
Quarter ending September 2018	2,921	→
Quarter ending December 2018	2,314	↓
Quarter ending March 2019	1,616	↓
<b>Variance since March 2018</b>	<b>(44.8%)</b>	<b>↓</b>



### ACTIVITY



Adjusted Scheduled Activity (UDA)		
Month	2018	2019
April	-132	337
May	191	1,140
June	273	1,692
July	756	2,849
August	1,820	3,981
September	2,670	4,264
October	3,882	4,379
November	4,983	4,430
December	5,778	4,436
January	6,358	4,451
February	7,196	4,454
March	7,690	4,466
April	7,718	4,470
May	7,719	4,470
June	7,772	4,470

### QUALITY

	Quantity	Base Number	Contract	AT	Region	England
% of FP17s for the same patient ID Re-attending within 3 months - Children	20	644	3.1%	12.2%	12.3%	11.8%
% of FP17s for the same patient ID Re-attending within 3 months - Adults	98	1,170	8.4%	16.2%	15.9%	15.7%
% of FP17s for the same patient ID Re-attending between 3 & 9 months - Children	241	644	37.4%	58.0%	60.2%	58.9%
% of FP17s for the same patient ID Re-attending between 3 & 9 months - Adults	402	1,170	34.4%	50.9%	53.0%	50.8%
% of FP17s for Band 1 Urgent Courses	133	1,771	7.5%	10.1%	9.1%	9.1%
% of FP17s Relating to Free Repair or Replacements	5	1,771	0.3%	0.8%	1.0%	0.8%
% of FP17s Relating to Continuations	6	1,771	0.3%	0.9%	1.0%	0.9%
% of Patients satisfied with the dentistry they have received	1	1	N/A	92.8%	93.2%	92.5%
% of Patients satisfied with the time they had to wait for an appointment	1	1	N/A	86.8%	88.1%	87.0%

\* This is based on patients treated on this contract for their most recent course of treatment.

Figures in italics indicate the base number of FP17s or Patient Questionnaire responses are less than 100. N/A is shown where the base number of responses is less than 10 during the period. % is calculated as Quantity/Base number\*100

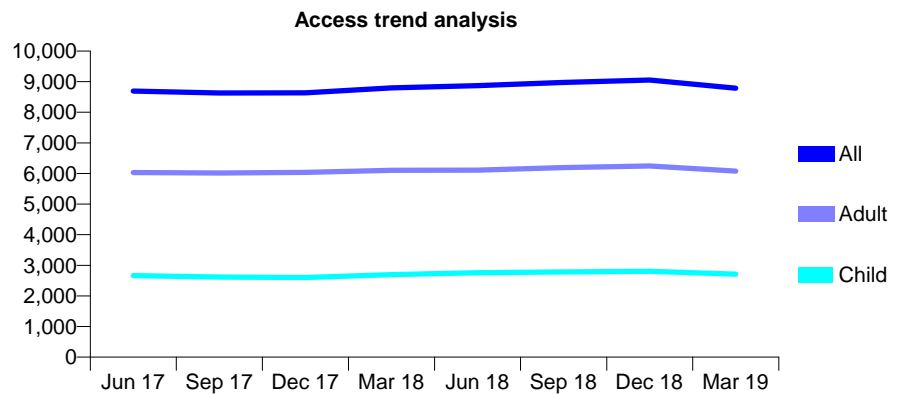
## Q46 - Vital Signs At a Glance Contract Report for 192007/0001 - Year end March 2019

Name or company name	M60 Dental Care, Mrs D Doyle
Contract type name	GDS Contract
Purpose of contract	General
Contract start date	01/10/2014
Contract end date	

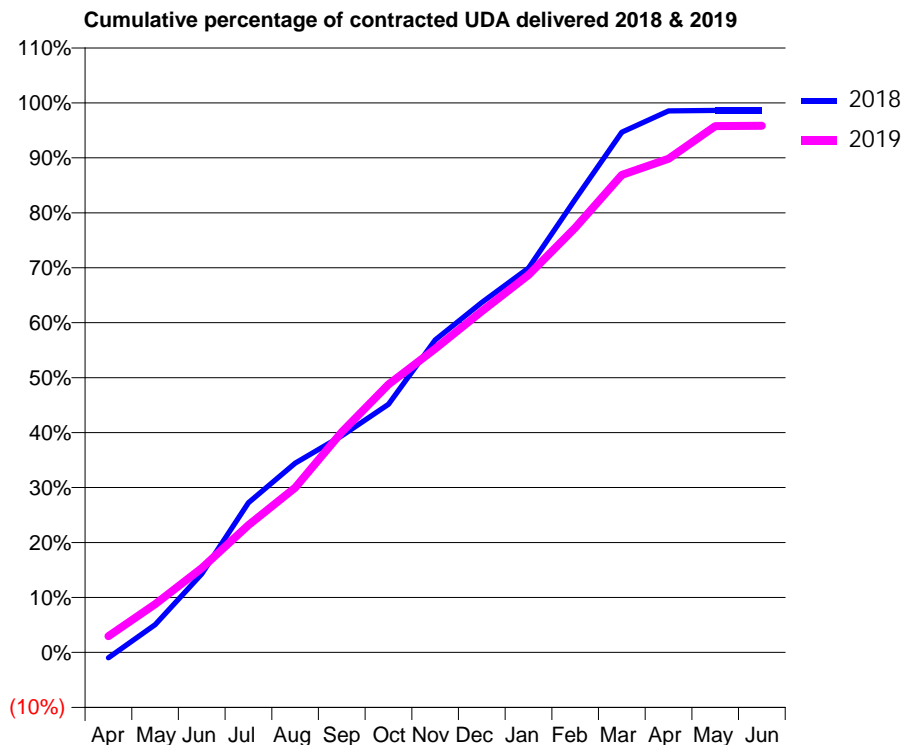
18/19 Contracted general activity (UDA)	24,397
Carry forward general activity (UDA)	335
18/19 Contracted orthodontic activity (UOA)	0
Carry forward orthodontic activity (UOA)	0
Baseline contract value	£675,869.67

### ACCESS\*

Patients seen in 24 months	Total	Change since previous quarter
Quarter ending March 2018	8,799	
Quarter ending June 2018	8,870	→
Quarter ending September 2018	8,975	→
Quarter ending December 2018	9,053	→
Quarter ending March 2019	8,788	↓
<b>Variance since March 2018</b>	<b>(0.1%)</b>	→



### ACTIVITY



Adjusted Scheduled Activity (UDA)		
Month	2018	2019
April	-241	728
May	1,233	2,142
June	3,481	3,738
July	6,648	5,651
August	8,402	7,317
September	9,618	9,781
October	11,013	11,895
November	13,874	13,483
December	15,533	15,145
January	17,057	16,758
February	20,123	18,854
March	23,093	21,199
April	24,042	21,914
May	24,059	23,363
June	24,062	23,377

### QUALITY

	Quantity	Base Number	Contract	AT	Region	England
% of FP17s for the same patient ID Re-attending within 3 months - Children	328	3,803	8.6%	12.2%	12.3%	11.8%
% of FP17s for the same patient ID Re-attending within 3 months - Adults	1,268	7,646	16.6%	16.2%	15.9%	15.7%
% of FP17s for the same patient ID Re-attending between 3 & 9 months - Children	2,089	3,803	54.9%	58.0%	60.2%	58.9%
% of FP17s for the same patient ID Re-attending between 3 & 9 months - Adults	3,538	7,646	46.3%	50.9%	53.0%	50.8%
% of FP17s for Band 1 Urgent Courses	1,317	11,960	11.0%	10.1%	9.1%	9.1%
% of FP17s Relating to Free Repair or Replacements	136	11,960	1.1%	0.8%	1.0%	0.8%
% of FP17s Relating to Continuations	188	11,960	1.6%	0.9%	1.0%	0.9%
% of Patients satisfied with the dentistry they have received	5	6	N/A	92.8%	93.2%	92.5%
% of Patients satisfied with the time they had to wait for an appointment	5	6	N/A	86.8%	88.1%	87.0%

\* This is based on patients treated on this contract for their most recent course of treatment.

Figures in italics indicate the base number of FP17s or Patient Questionnaire responses are less than 100. N/A is shown where the base number of responses is less than 10 during the period. % is calculated as Quantity/Base number\*100

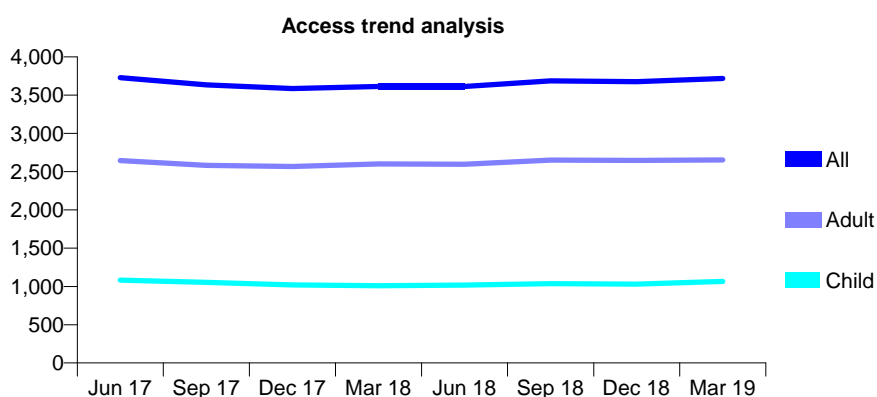
## Q46 - Vital Signs At a Glance Contract Report for 193453/0001 - Year end March 2019

Name or company name	ICS Dental Ltd
Contract type name	GDS Contract
Purpose of contract	General
Contract start date	01/12/2013
Contract end date	

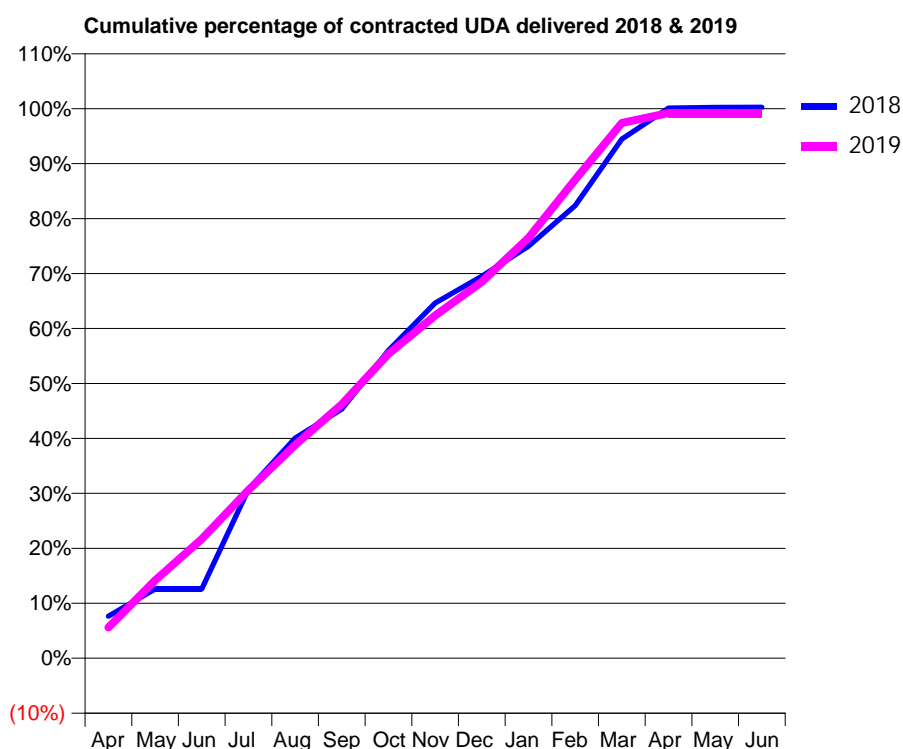
18/19 Contracted general activity (UDA)	8,000
Carry forward general activity (UDA)	-21
18/19 Contracted orthodontic activity (UOA)	0
Carry forward orthodontic activity (UOA)	0
Baseline contract value	£227,620.37

### ACCESS\*

Patients seen in 24 months	Total	Change since previous quarter
Quarter ending March 2018	3,612	
Quarter ending June 2018	3,613	→
Quarter ending September 2018	3,687	↑
Quarter ending December 2018	3,676	→
Quarter ending March 2019	3,719	→
<b>Variance since March 2018</b>	<b>3.0%</b>	<b>↑</b>



### ACTIVITY



Adjusted Scheduled Activity (UDA)		
Month	2018	2019
April	612	449
May	1,008	1,133
June	1,008	1,735
July	2,459	2,447
August	3,205	3,105
September	3,625	3,696
October	4,482	4,431
November	5,171	4,988
December	5,561	5,479
January	5,997	6,121
February	6,589	6,967
March	7,558	7,791
April	8,008	7,935
May	8,019	7,934
June	8,021	7,934

### QUALITY

	Quantity	Base Number	Contract	AT	Region	England
% of FP17s for the same patient ID Re-attending within 3 months - Children	136	1,869	7.3%	12.2%	12.3%	11.8%
% of FP17s for the same patient ID Re-attending within 3 months - Adults	464	3,946	11.8%	16.2%	15.9%	15.7%
% of FP17s for the same patient ID Re-attending between 3 & 9 months - Children	1,343	1,869	71.9%	58.0%	60.2%	58.9%
% of FP17s for the same patient ID Re-attending between 3 & 9 months - Adults	1,995	3,946	50.6%	50.9%	53.0%	50.8%
% of FP17s for Band 1 Urgent Courses	430	4,637	9.3%	10.1%	9.1%	9.1%
% of FP17s Relating to Free Repair or Replacements	21	4,637	0.5%	0.8%	1.0%	0.8%
% of FP17s Relating to Continuations	13	4,637	0.3%	0.9%	1.0%	0.9%
% of Patients satisfied with the dentistry they have received	3	5	N/A	92.8%	93.2%	92.5%
% of Patients satisfied with the time they had to wait for an appointment	2	5	N/A	86.8%	88.1%	87.0%

\* This is based on patients treated on this contract for their most recent course of treatment.

Figures in italics indicate the base number of FP17s or Patient Questionnaire responses are less than 100. N/A is shown where the base number of responses is less than 10 during the period. % is calculated as Quantity/Base number\*100

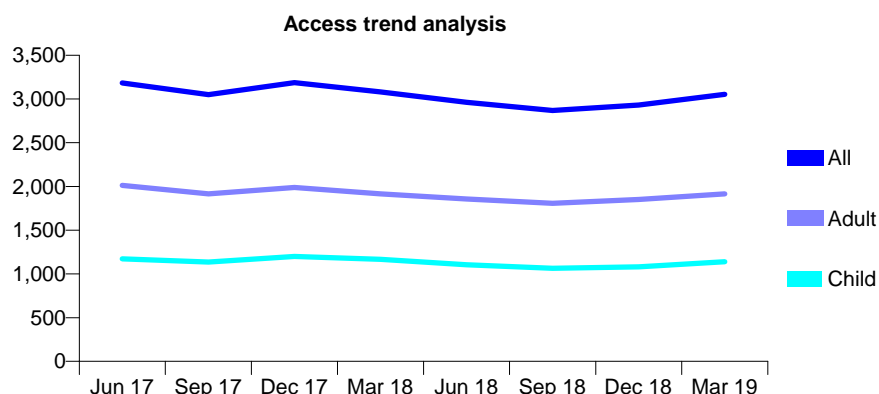
## Q46 - Vital Signs At a Glance Contract Report for 194093/0001 - Year end March 2019

Name or company name	Ravat and Ray Dental Care (Fitton Hill) Ltd
Contract type name	GDS Contract
Purpose of contract	General
Contract start date	01/10/2013
Contract end date	

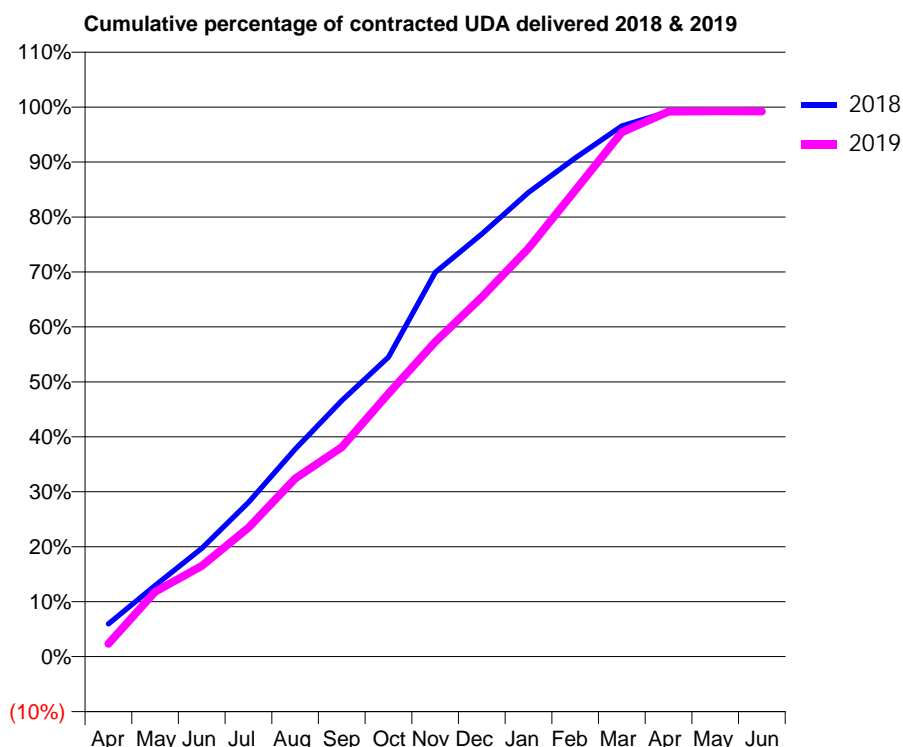
18/19 Contracted general activity (UDA)	10,000
Carry forward general activity (UDA)	84
18/19 Contracted orthodontic activity (UOA)	0
Carry forward orthodontic activity (UOA)	0
Baseline contract value	£308,823.20

### ACCESS\*

Patients seen in 24 months	Total	Change since previous quarter
Quarter ending March 2018	3,082	
Quarter ending June 2018	2,962	↓
Quarter ending September 2018	2,870	↓
Quarter ending December 2018	2,931	↑
Quarter ending March 2019	3,054	↑
<b>Variance since March 2018</b>	<b>(0.9%)</b>	→



### ACTIVITY



Adjusted Scheduled Activity (UDA)		
Month	2018	2019
April	596	233
May	1,296	1,181
June	1,969	1,651
July	2,807	2,344
August	3,777	3,240
September	4,659	3,811
October	5,450	4,787
November	6,989	5,726
December	7,689	6,544
January	8,446	7,430
February	9,072	8,485
March	9,654	9,539
April	9,915	9,918
May	9,916	9,925
June	9,916	9,920

### QUALITY

	Quantity	Base Number	Contract	AT	Region	England
% of FP17s for the same patient ID Re-attending within 3 months - Children	201	2,153	9.3%	12.2%	12.3%	11.8%
% of FP17s for the same patient ID Re-attending within 3 months - Adults	407	3,011	13.5%	16.2%	15.9%	15.7%
% of FP17s for the same patient ID Re-attending between 3 & 9 months - Children	1,341	2,153	62.3%	58.0%	60.2%	58.9%
% of FP17s for the same patient ID Re-attending between 3 & 9 months - Adults	1,754	3,011	58.3%	50.9%	53.0%	50.8%
% of FP17s for Band 1 Urgent Courses	344	5,196	6.6%	10.1%	9.1%	9.1%
% of FP17s Relating to Free Repair or Replacements	29	5,196	0.6%	0.8%	1.0%	0.8%
% of FP17s Relating to Continuations	8	5,196	0.2%	0.9%	1.0%	0.9%
% of Patients satisfied with the dentistry they have received	1	2	N/A	92.8%	93.2%	92.5%
% of Patients satisfied with the time they had to wait for an appointment	2	2	N/A	86.8%	88.1%	87.0%

\* This is based on patients treated on this contract for their most recent course of treatment.  
 Figures in *italics* indicate the base number of FP17s or Patient Questionnaire responses are less than 100. N/A is shown where the base number of responses is less than 10 during the period. % is calculated as Quantity/Base number\*100

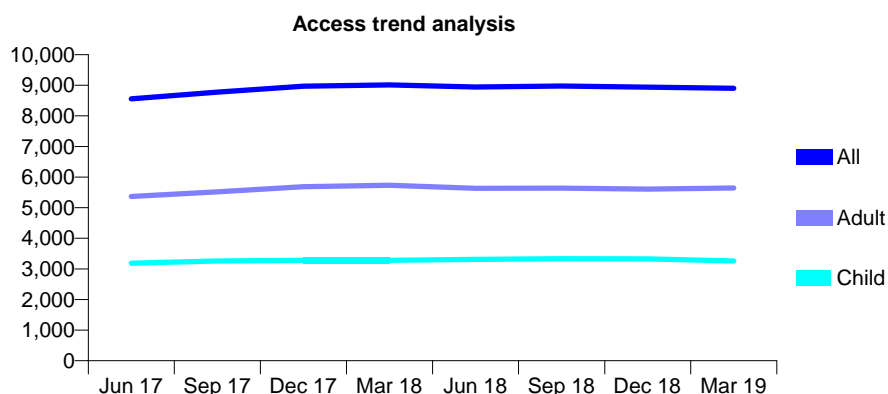
## Q46 - Vital Signs At a Glance Contract Report for 194875/0001 - Year end March 2019

Name or company name	Park House Dental Practice
Contract type name	GDS Contract
Purpose of contract	General
Contract start date	01/09/2012
Contract end date	

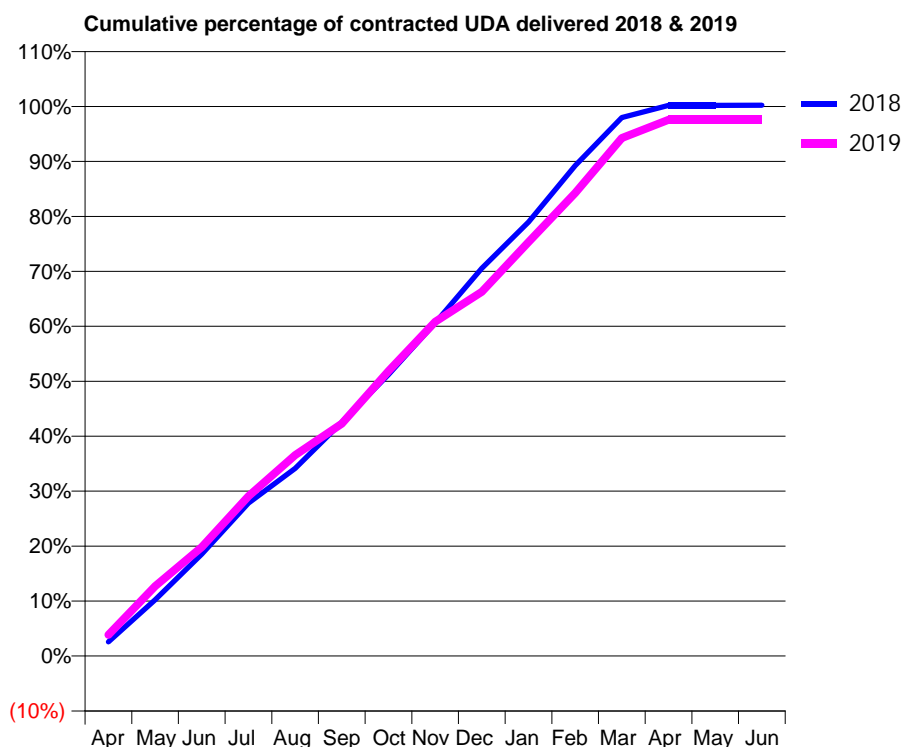
18/19 Contracted general activity (UDA)	24,208
Carry forward general activity (UDA)	-53
18/19 Contracted orthodontic activity (UOA)	0
Carry forward orthodontic activity (UOA)	0
Baseline contract value	£737,811.28

### ACCESS\*

Patients seen in 24 months	Total	Change since previous quarter
Quarter ending March 2018	9,013	
Quarter ending June 2018	8,945	→
Quarter ending September 2018	8,973	→
Quarter ending December 2018	8,937	→
Quarter ending March 2019	8,906	→
<b>Variance since March 2018</b>	<b>(1.2%)</b>	<b>↓</b>



### ACTIVITY



Adjusted Scheduled Activity (UDA)		
Month	2018	2019
April	626	937
May	2,484	3,080
June	4,493	4,794
July	6,736	7,039
August	8,268	8,850
September	10,293	10,237
October	12,400	12,553
November	14,676	14,725
December	17,078	16,039
January	19,121	18,232
February	21,605	20,398
March	23,721	22,820
April	24,254	23,621
May	24,255	23,618
June	24,261	23,618

### QUALITY

	Quantity	Base Number	Contract	AT	Region	England
% of FP17s for the same patient ID Re-attending within 3 months - Children	500	4,444	11.3%	12.2%	12.3%	11.8%
% of FP17s for the same patient ID Re-attending within 3 months - Adults	1,241	6,461	19.2%	16.2%	15.9%	15.7%
% of FP17s for the same patient ID Re-attending between 3 & 9 months - Children	2,320	4,444	52.2%	58.0%	60.2%	58.9%
% of FP17s for the same patient ID Re-attending between 3 & 9 months - Adults	2,387	6,461	36.9%	50.9%	53.0%	50.8%
% of FP17s for Band 1 Urgent Courses	1,520	11,027	13.8%	10.1%	9.1%	9.1%
% of FP17s Relating to Free Repair or Replacements	74	11,027	0.7%	0.8%	1.0%	0.8%
% of FP17s Relating to Continuations	126	11,027	1.1%	0.9%	1.0%	0.9%
% of Patients satisfied with the dentistry they have received	0	0	N/A	92.8%	93.2%	92.5%
% of Patients satisfied with the time they had to wait for an appointment	0	0	N/A	86.8%	88.1%	87.0%

\* This is based on patients treated on this contract for their most recent course of treatment.

Figures in italics indicate the base number of FP17s or Patient Questionnaire responses are less than 100. N/A is shown where the base number of responses is less than 10 during the period. % is calculated as Quantity/Base number\*100

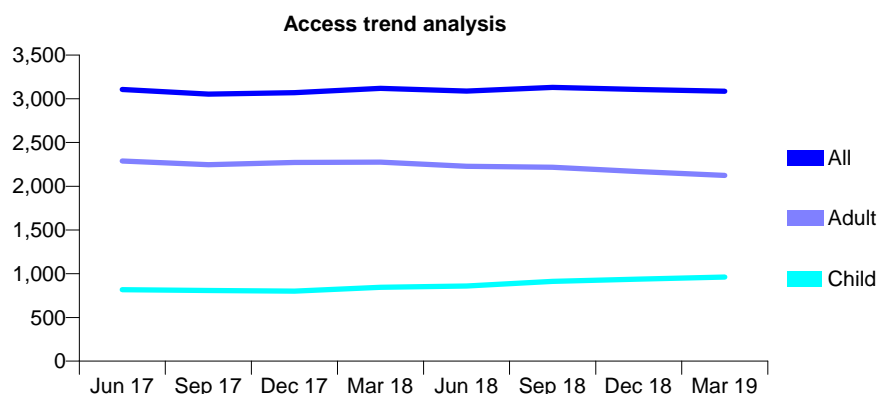
## Q46 - Vital Signs At a Glance Contract Report for 194964/0001 - Year end March 2019

Name or company name	Atherton Dental Centre
Contract type name	GDS Contract
Purpose of contract	General
Contract start date	01/11/2013
Contract end date	

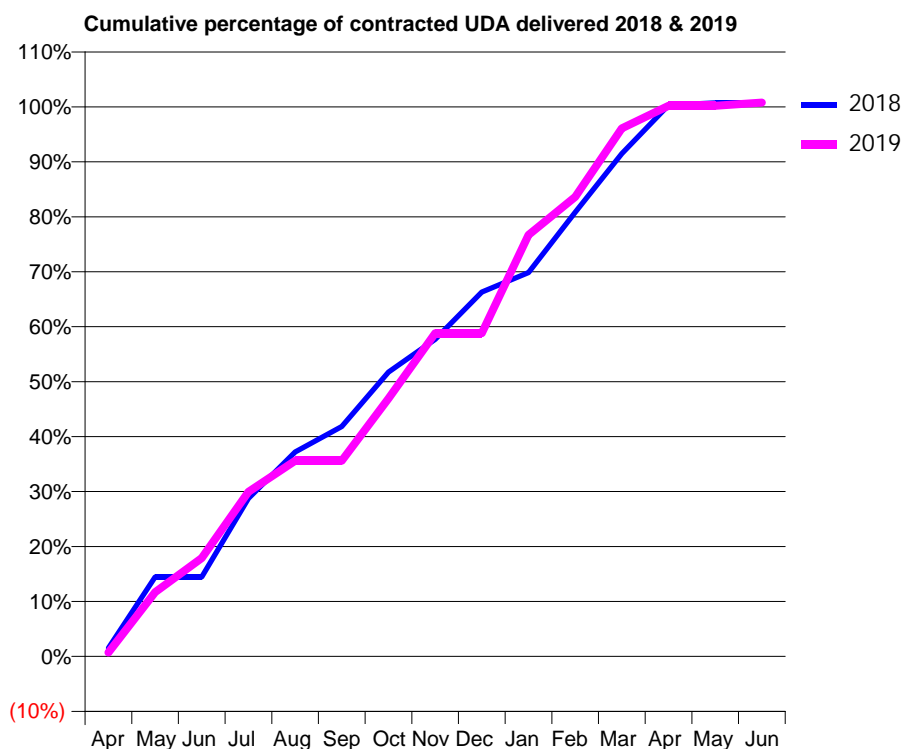
18/19 Contracted general activity (UDA)	8,583
Carry forward general activity (UDA)	-61
18/19 Contracted orthodontic activity (UOA)	0
Carry forward orthodontic activity (UOA)	0
Baseline contract value	£252,796.54

### ACCESS\*

Patients seen in 24 months	Total	Change since previous quarter
Quarter ending March 2018	3,120	
Quarter ending June 2018	3,088	↓
Quarter ending September 2018	3,130	→
Quarter ending December 2018	3,106	→
Quarter ending March 2019	3,086	→
<b>Variance since March 2018</b>	<b>(1.1%)</b>	<b>↓</b>



### ACTIVITY



Adjusted Scheduled Activity (UDA)		
Month	2018	2019
April	132	61
May	1,242	1,004
June	1,242	1,535
July	2,469	2,571
August	3,194	3,056
September	3,590	3,056
October	4,439	4,029
November	4,955	5,049
December	5,689	5,049
January	5,995	6,583
February	6,937	7,177
March	7,852	8,246
April	8,610	8,598
May	8,644	8,598
June	8,644	8,649

### QUALITY

	Quantity	Base Number	Contract	AT	Region	England
% of FP17s for the same patient ID Re-attending within 3 months - Children	153	1,466	10.4%	12.2%	12.3%	11.8%
% of FP17s for the same patient ID Re-attending within 3 months - Adults	403	2,786	14.5%	16.2%	15.9%	15.7%
% of FP17s for the same patient ID Re-attending between 3 & 9 months - Children	681	1,466	46.5%	58.0%	60.2%	58.9%
% of FP17s for the same patient ID Re-attending between 3 & 9 months - Adults	1,192	2,786	42.8%	50.9%	53.0%	50.8%
% of FP17s for Band 1 Urgent Courses	775	4,082	19.0%	10.1%	9.1%	9.1%
% of FP17s Relating to Free Repair or Replacements	9	4,082	0.2%	0.8%	1.0%	0.8%
% of FP17s Relating to Continuations	24	4,082	0.6%	0.9%	1.0%	0.9%
% of Patients satisfied with the dentistry they have received	0	0	N/A	92.8%	93.2%	92.5%
% of Patients satisfied with the time they had to wait for an appointment	0	0	N/A	86.8%	88.1%	87.0%

\* This is based on patients treated on this contract for their most recent course of treatment.

Figures in italics indicate the base number of FP17s or Patient Questionnaire responses are less than 100. N/A is shown where the base number of responses is less than 10 during the period. % is calculated as Quantity/Base number\*100



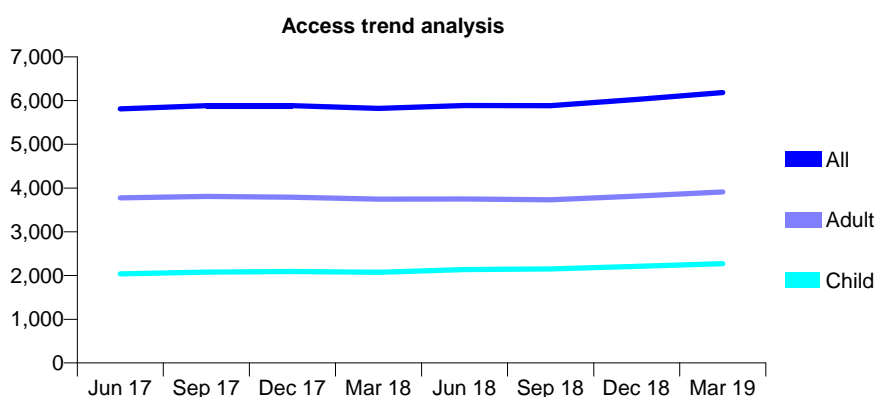
## Q46 - Vital Signs At a Glance Contract Report for 195839/0004 - Year end March 2019

Name or company name	Derby St Dentist Ltd
Contract type name	GDS Contract
Purpose of contract	General
Contract start date	01/07/2013
Contract end date	

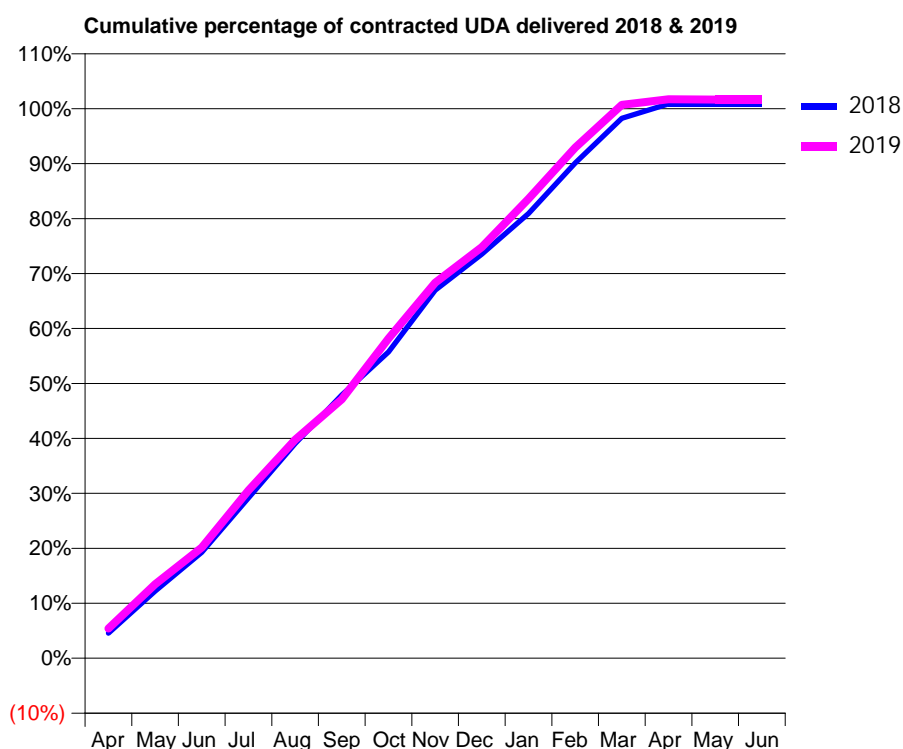
18/19 Contracted general activity (UDA)	18,033
Carry forward general activity (UDA)	-155
18/19 Contracted orthodontic activity (UOA)	0
Carry forward orthodontic activity (UOA)	0
Baseline contract value	£473,028.63

### ACCESS\*

Patients seen in 24 months	Total	Change since previous quarter
Quarter ending March 2018	5,822	
Quarter ending June 2018	5,888	→
Quarter ending September 2018	5,881	→
Quarter ending December 2018	6,025	↑
Quarter ending March 2019	6,183	↑
<b>Variance since March 2018</b>	<b>6.2%</b>	<b>↑</b>



### ACTIVITY



Adjusted Scheduled Activity (UDA)		
Month	2018	2019
April	825	972
May	2,202	2,431
June	3,473	3,630
July	5,260	5,506
August	7,042	7,169
September	8,635	8,496
October	10,050	10,493
November	12,076	12,326
December	13,259	13,487
January	14,591	15,072
February	16,249	16,753
March	17,715	18,160
April	18,188	18,342
May	18,188	18,330
June	18,188	18,330

### QUALITY

	Quantity	Base Number	Contract	AT	Region	England
% of FP17s for the same patient ID Re-attending within 3 months - Children	122	3,880	3.1%	12.2%	12.3%	11.8%
% of FP17s for the same patient ID Re-attending within 3 months - Adults	390	5,791	6.7%	16.2%	15.9%	15.7%
% of FP17s for the same patient ID Re-attending between 3 & 9 months - Children	2,858	3,880	73.7%	58.0%	60.2%	58.9%
% of FP17s for the same patient ID Re-attending between 3 & 9 months - Adults	3,751	5,791	64.8%	50.9%	53.0%	50.8%
% of FP17s for Band 1 Urgent Courses	444	9,583	4.6%	10.1%	9.1%	9.1%
% of FP17s Relating to Free Repair or Replacements	21	9,583	0.2%	0.8%	1.0%	0.8%
% of FP17s Relating to Continuations	31	9,583	0.3%	0.9%	1.0%	0.9%
% of Patients satisfied with the dentistry they have received	1	1	N/A	92.8%	93.2%	92.5%
% of Patients satisfied with the time they had to wait for an appointment	1	1	N/A	86.8%	88.1%	87.0%

\* This is based on patients treated on this contract for their most recent course of treatment.

Figures in italics indicate the base number of FP17s or Patient Questionnaire responses are less than 100. N/A is shown where the base number of responses is less than 10 during the period. % is calculated as Quantity/Base number\*100

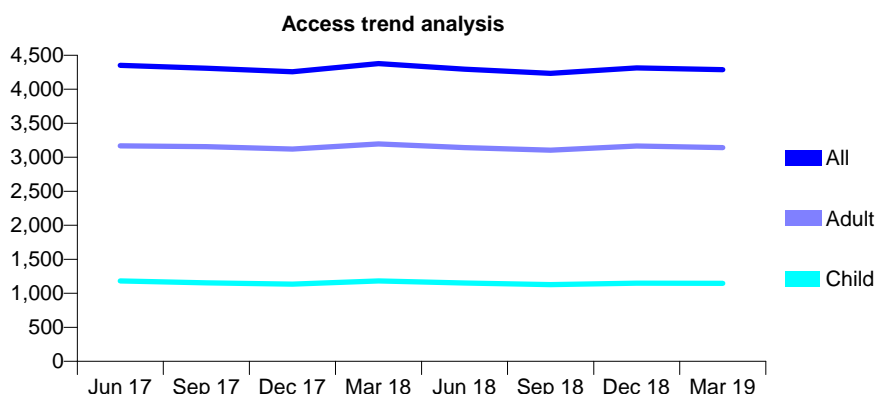
## Q46 - Vital Signs At a Glance Contract Report for 197858/0001 - Year end March 2019

Name or company name	Ram Dental Ltd
Contract type name	GDS Contract
Purpose of contract	General
Contract start date	01/07/2015
Contract end date	

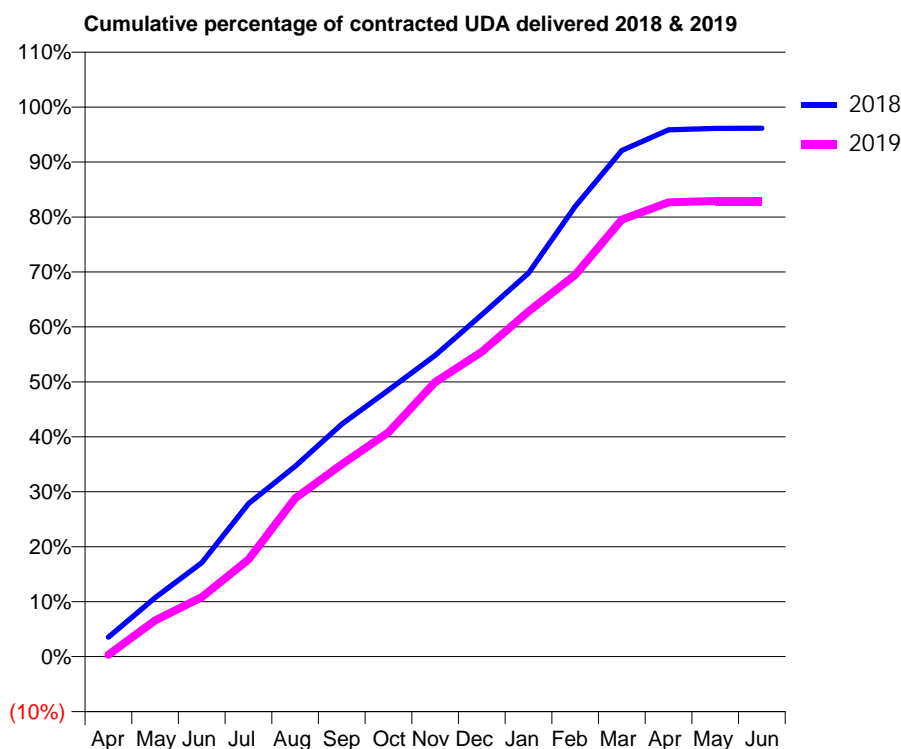
18/19 Contracted general activity (UDA)	15,554
Carry forward general activity (UDA)	402
18/19 Contracted orthodontic activity (UOA)	0
Carry forward orthodontic activity (UOA)	0
Baseline contract value	£486,554.91

### ACCESS\*

Patients seen in 24 months	Total	Change since previous quarter
Quarter ending March 2018	4,378	
Quarter ending June 2018	4,295	↓
Quarter ending September 2018	4,234	↓
Quarter ending December 2018	4,315	→
Quarter ending March 2019	4,289	→
<b>Variance since March 2018</b>	<b>(2.0%)</b>	<b>↓</b>



### ACTIVITY



Adjusted Scheduled Activity (UDA)		
Month	2018	2019
April	547	55
May	1,671	1,023
June	2,654	1,681
July	4,328	2,750
August	5,389	4,481
September	6,582	5,445
October	7,542	6,352
November	8,530	7,770
December	9,675	8,626
January	10,855	9,772
February	12,745	10,803
March	14,325	12,367
April	14,910	12,856
May	14,949	12,892
June	14,952	12,892

### QUALITY

	Quantity	Base Number	Contract	AT	Region	England
% of FP17s for the same patient ID Re-attending within 3 months - Children	111	1,848	6.0%	12.2%	12.3%	11.8%
% of FP17s for the same patient ID Re-attending within 3 months - Adults	755	4,503	16.8%	16.2%	15.9%	15.7%
% of FP17s for the same patient ID Re-attending between 3 & 9 months - Children	1,344	1,848	72.7%	58.0%	60.2%	58.9%
% of FP17s for the same patient ID Re-attending between 3 & 9 months - Adults	2,550	4,503	56.6%	50.9%	53.0%	50.8%
% of FP17s for Band 1 Urgent Courses	750	6,335	11.8%	10.1%	9.1%	9.1%
% of FP17s Relating to Free Repair or Replacements	30	6,335	0.5%	0.8%	1.0%	0.8%
% of FP17s Relating to Continuations	55	6,335	0.9%	0.9%	1.0%	0.9%
% of Patients satisfied with the dentistry they have received	0	0	N/A	92.8%	93.2%	92.5%
% of Patients satisfied with the time they had to wait for an appointment	0	0	N/A	86.8%	88.1%	87.0%

\* This is based on patients treated on this contract for their most recent course of treatment.

Figures in *italics* indicate the base number of FP17s or Patient Questionnaire responses are less than 100. N/A is shown where the base number of responses is less than 10 during the period. % is calculated as Quantity/Base number\*100

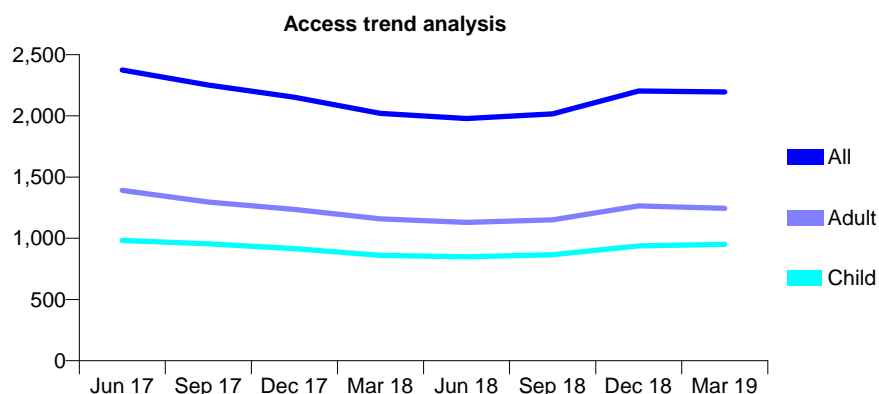
## Q46 - Vital Signs At a Glance Contract Report for 198129/0001 - Year end March 2019

Name or company name	Synergy Dental Clinic Bolton Ltd
Contract type name	GDS Contract
Purpose of contract	General
Contract start date	01/09/2013
Contract end date	

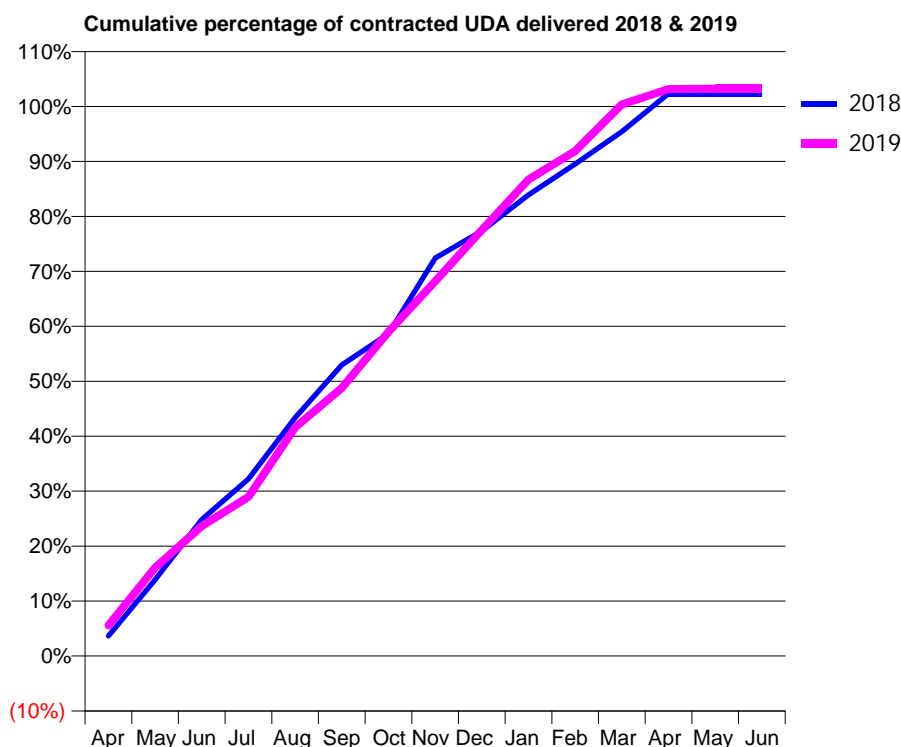
18/19 Contracted general activity (UDA)	5,890
Carry forward general activity (UDA)	-118
18/19 Contracted orthodontic activity (UOA)	0
Carry forward orthodontic activity (UOA)	0
Baseline contract value	£148,609.60

### ACCESS\*

Patients seen in 24 months	Total	Change since previous quarter
Quarter ending March 2018	2,020	
Quarter ending June 2018	1,979	↓
Quarter ending September 2018	2,017	→
Quarter ending December 2018	2,203	↑
Quarter ending March 2019	2,196	→
<b>Variance since March 2018</b>	<b>8.7%</b>	<b>↑</b>



### ACTIVITY



Adjusted Scheduled Activity (UDA)		
Month	2018	2019
April	215	330
May	820	949
June	1,462	1,392
July	1,898	1,705
August	2,555	2,450
September	3,120	2,872
October	3,454	3,474
November	4,266	4,018
December	4,555	4,566
January	4,943	5,108
February	5,273	5,413
March	5,619	5,911
April	6,028	6,077
May	6,028	6,080
June	6,028	6,080

### QUALITY

	Quantity	Base Number	Contract	AT	Region	England
% of FP17s for the same patient ID Re-attending within 3 months - Children	66	1,384	4.8%	12.2%	12.3%	11.8%
% of FP17s for the same patient ID Re-attending within 3 months - Adults	110	1,442	7.6%	16.2%	15.9%	15.7%
% of FP17s for the same patient ID Re-attending between 3 & 9 months - Children	749	1,384	54.1%	58.0%	60.2%	58.9%
% of FP17s for the same patient ID Re-attending between 3 & 9 months - Adults	642	1,442	44.5%	50.9%	53.0%	50.8%
% of FP17s for Band 1 Urgent Courses	146	2,792	5.2%	10.1%	9.1%	9.1%
% of FP17s Relating to Free Repair or Replacements	3	2,792	0.1%	0.8%	1.0%	0.8%
% of FP17s Relating to Continuations	1	2,792	0.0%	0.9%	1.0%	0.9%
% of Patients satisfied with the dentistry they have received	0	0	N/A	92.8%	93.2%	92.5%
% of Patients satisfied with the time they had to wait for an appointment	0	0	N/A	86.8%	88.1%	87.0%

\* This is based on patients treated on this contract for their most recent course of treatment.

Figures in italics indicate the base number of FP17s or Patient Questionnaire responses are less than 100. N/A is shown where the base number of responses is less than 10 during the period. % is calculated as Quantity/Base number\*100

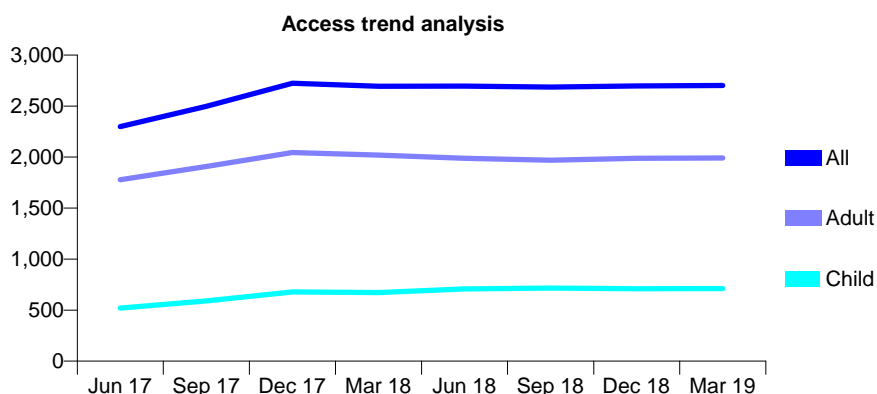
## Q46 - Vital Signs At a Glance Contract Report for 198315/0001 - Year end March 2019

Name or company name	Mrs S Riaz
Contract type name	GDS Contract
Purpose of contract	General
Contract start date	18/01/2016
Contract end date	

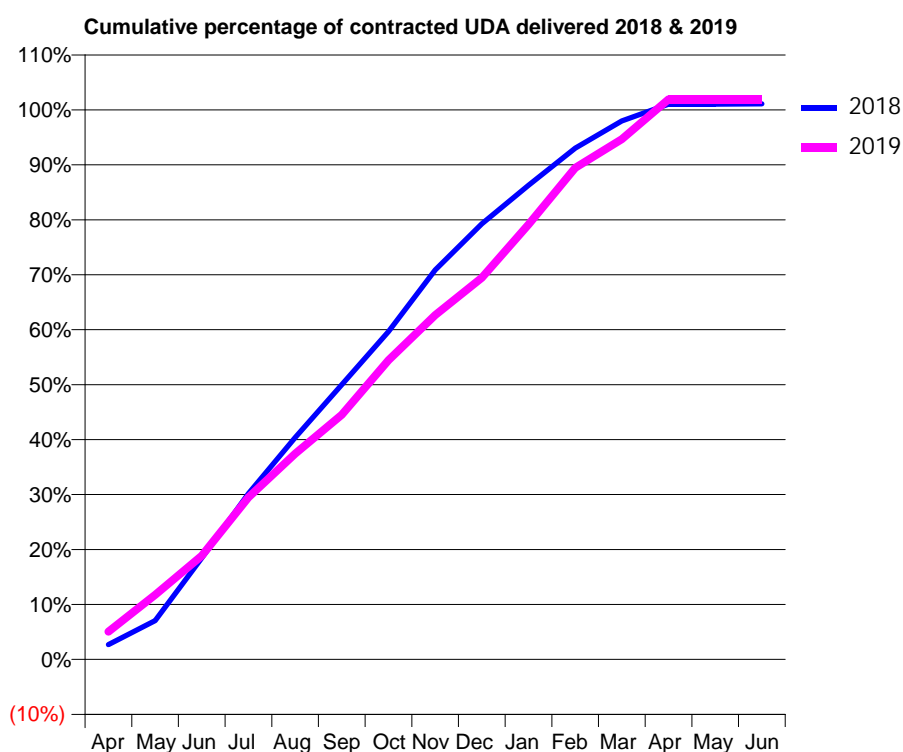
18/19 Contracted general activity (UDA)	7,201
Carry forward general activity (UDA)	-77
18/19 Contracted orthodontic activity (UOA)	0
Carry forward orthodontic activity (UOA)	0
Baseline contract value	£198,545.86

### ACCESS\*

Patients seen in 24 months	Total	Change since previous quarter
Quarter ending March 2018	2,693	
Quarter ending June 2018	2,696	→
Quarter ending September 2018	2,685	→
Quarter ending December 2018	2,698	→
Quarter ending March 2019	2,703	→
<b>Variance since March 2018</b>	<b>0.4%</b>	<b>→</b>



### ACTIVITY



Adjusted Scheduled Activity (UDA)		
Month	2018	2019
April	195	364
May	510	846
June	1,329	1,359
July	2,172	2,124
August	2,907	2,695
September	3,600	3,205
October	4,297	3,920
November	5,103	4,511
December	5,706	5,001
January	6,213	5,699
February	6,699	6,443
March	7,055	6,817
April	7,275	7,338
May	7,275	7,339
June	7,278	7,339

### QUALITY

	Quantity	Base Number	Contract	AT	Region	England
% of FP17s for the same patient ID Re-attending within 3 months - Children	96	1,092	8.8%	12.2%	12.3%	11.8%
% of FP17s for the same patient ID Re-attending within 3 months - Adults	386	2,706	14.3%	16.2%	15.9%	15.7%
% of FP17s for the same patient ID Re-attending between 3 & 9 months - Children	696	1,092	63.7%	58.0%	60.2%	58.9%
% of FP17s for the same patient ID Re-attending between 3 & 9 months - Adults	1,178	2,706	43.5%	50.9%	53.0%	50.8%
% of FP17s for Band 1 Urgent Courses	191	4,030	4.7%	10.1%	9.1%	9.1%
% of FP17s Relating to Free Repair or Replacements	35	4,030	0.9%	0.8%	1.0%	0.8%
% of FP17s Relating to Continuations	32	4,030	0.8%	0.9%	1.0%	0.9%
% of Patients satisfied with the dentistry they have received	0	0	N/A	92.8%	93.2%	92.5%
% of Patients satisfied with the time they had to wait for an appointment	0	0	N/A	86.8%	88.1%	87.0%

\* This is based on patients treated on this contract for their most recent course of treatment. Figures in italics indicate the base number of FP17s or Patient Questionnaire responses are less than 100. N/A is shown where the base number of responses is less than 10 during the period. % is calculated as Quantity/Base number\*100

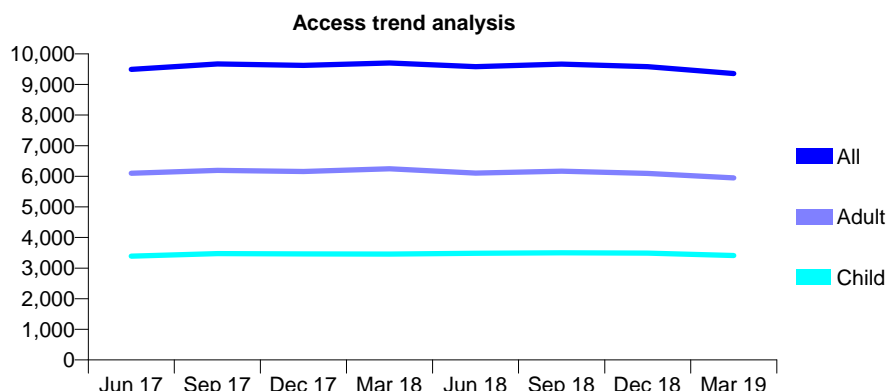
## Q46 - Vital Signs At a Glance Contract Report for 198889/0001 - Year end March 2019

Name or company name	Kings Dental Centre
Contract type name	GDS Contract
Purpose of contract	General
Contract start date	15/04/2014
Contract end date	

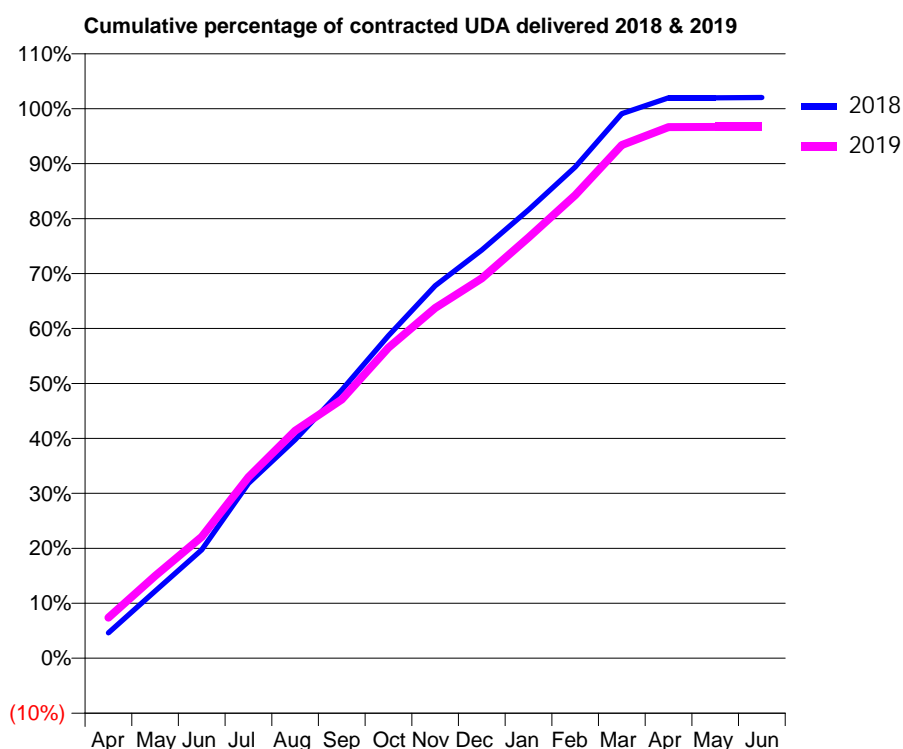
18/19 Contracted general activity (UDA)	24,916
Carry forward general activity (UDA)	-498
18/19 Contracted orthodontic activity (UOA)	0
Carry forward orthodontic activity (UOA)	0
Baseline contract value	£831,680.01

### ACCESS\*

Patients seen in 24 months	Total	Change since previous quarter
Quarter ending March 2018	9,702	
Quarter ending June 2018	9,586	↓
Quarter ending September 2018	9,668	→
Quarter ending December 2018	9,585	→
Quarter ending March 2019	9,357	↓
<b>Variance since March 2018</b>	<b>(3.6%)</b>	<b>↓</b>



### ACTIVITY



Adjusted Scheduled Activity (UDA)		
Month	2018	2019
April	1,155	1,842
May	3,042	3,731
June	4,918	5,507
July	7,930	8,215
August	9,906	10,317
September	12,155	11,732
October	14,621	14,079
November	16,891	15,882
December	18,506	17,226
January	20,322	19,076
February	22,274	20,994
March	24,689	23,261
April	25,401	24,078
May	25,412	24,087
June	25,419	24,088

### QUALITY

	Quantity	Base Number	Contract	AT	Region	England
% of FP17s for the same patient ID Re-attending within 3 months - Children	417	3,761	11.1%	12.2%	12.3%	11.8%
% of FP17s for the same patient ID Re-attending within 3 months - Adults	1,039	6,227	16.7%	16.2%	15.9%	15.7%
% of FP17s for the same patient ID Re-attending between 3 & 9 months - Children	1,512	3,761	40.2%	58.0%	60.2%	58.9%
% of FP17s for the same patient ID Re-attending between 3 & 9 months - Adults	2,303	6,227	37.0%	50.9%	53.0%	50.8%
% of FP17s for Band 1 Urgent Courses	1,344	10,025	13.4%	10.1%	9.1%	9.1%
% of FP17s Relating to Free Repair or Replacements	37	10,025	0.4%	0.8%	1.0%	0.8%
% of FP17s Relating to Continuations	43	10,025	0.4%	0.9%	1.0%	0.9%
% of Patients satisfied with the dentistry they have received	2	2	N/A	92.8%	93.2%	92.5%
% of Patients satisfied with the time they had to wait for an appointment	2	2	N/A	86.8%	88.1%	87.0%

\* This is based on patients treated on this contract for their most recent course of treatment.

Figures in italics indicate the base number of FP17s or Patient Questionnaire responses are less than 100. N/A is shown where the base number of responses is less than 10 during the period. % is calculated as Quantity/Base number\*100

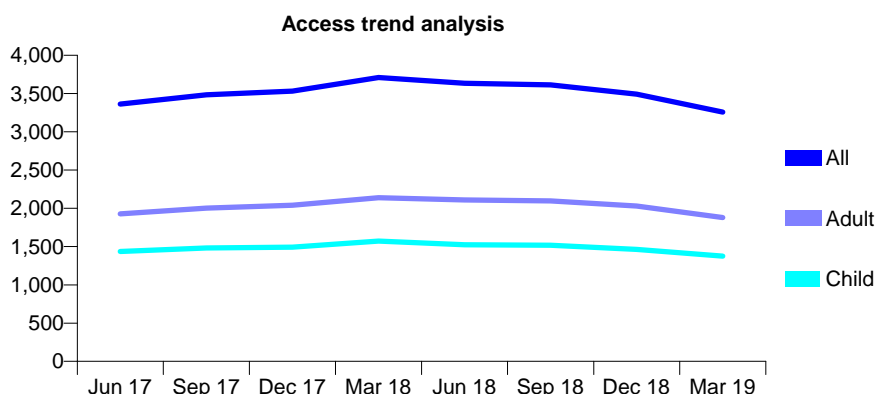
## Q46 - Vital Signs At a Glance Contract Report for 199664/0001 - Year end March 2019

Name or company name	Charlestown Dental Practice Ltd
Contract type name	GDS Contract
Purpose of contract	General
Contract start date	01/10/2010
Contract end date	

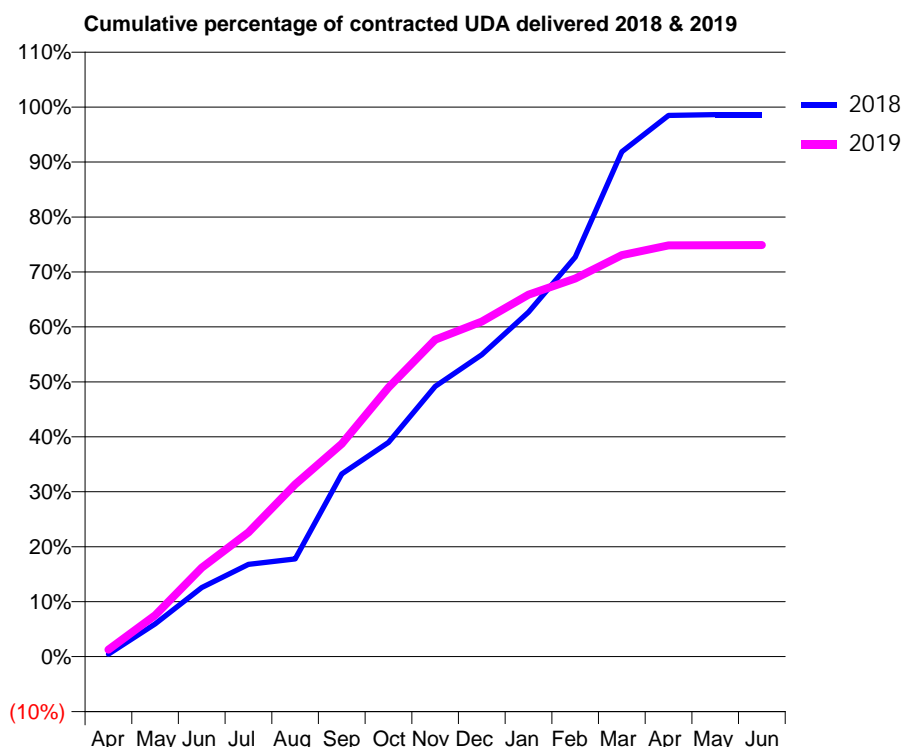
18/19 Contracted general activity (UDA)	10,000
Carry forward general activity (UDA)	138
18/19 Contracted orthodontic activity (UOA)	0
Carry forward orthodontic activity (UOA)	0
Baseline contract value	£284,206.55

### ACCESS\*

Patients seen in 24 months	Total	Change since previous quarter
Quarter ending March 2018	3,709	
Quarter ending June 2018	3,634	↓
Quarter ending September 2018	3,614	→
Quarter ending December 2018	3,492	↓
Quarter ending March 2019	3,256	↓
<b>Variance since March 2018</b>	<b>(12.2%)</b>	<b>↓</b>



### ACTIVITY



Adjusted Scheduled Activity (UDA)		
Month	2018	2019
April	45	128
May	596	754
June	1,256	1,617
July	1,678	2,263
August	1,778	3,134
September	3,324	3,871
October	3,898	4,897
November	4,917	5,767
December	5,492	6,098
January	6,270	6,587
February	7,270	6,880
March	9,187	7,306
April	9,850	7,482
May	9,862	7,486
June	9,862	7,487

### QUALITY

	Quantity	Base Number	Contract	AT	Region	England
% of FP17s for the same patient ID Re-attending within 3 months - Children	149	1,528	9.8%	12.2%	12.3%	11.8%
% of FP17s for the same patient ID Re-attending within 3 months - Adults	339	1,824	18.6%	16.2%	15.9%	15.7%
% of FP17s for the same patient ID Re-attending between 3 & 9 months - Children	864	1,528	56.5%	58.0%	60.2%	58.9%
% of FP17s for the same patient ID Re-attending between 3 & 9 months - Adults	657	1,824	36.0%	50.9%	53.0%	50.8%
% of FP17s for Band 1 Urgent Courses	595	2,903	20.5%	10.1%	9.1%	9.1%
% of FP17s Relating to Free Repair or Replacements	6	2,903	0.2%	0.8%	1.0%	0.8%
% of FP17s Relating to Continuations	6	2,903	0.2%	0.9%	1.0%	0.9%
% of Patients satisfied with the dentistry they have received	0	1	N/A	92.8%	93.2%	92.5%
% of Patients satisfied with the time they had to wait for an appointment	0	1	N/A	86.8%	88.1%	87.0%

\* This is based on patients treated on this contract for their most recent course of treatment.  
 Figures in *italics* indicate the base number of FP17s or Patient Questionnaire responses are less than 100. N/A is shown where the base number of responses is less than 10 during the period. % is calculated as Quantity/Base number\*100

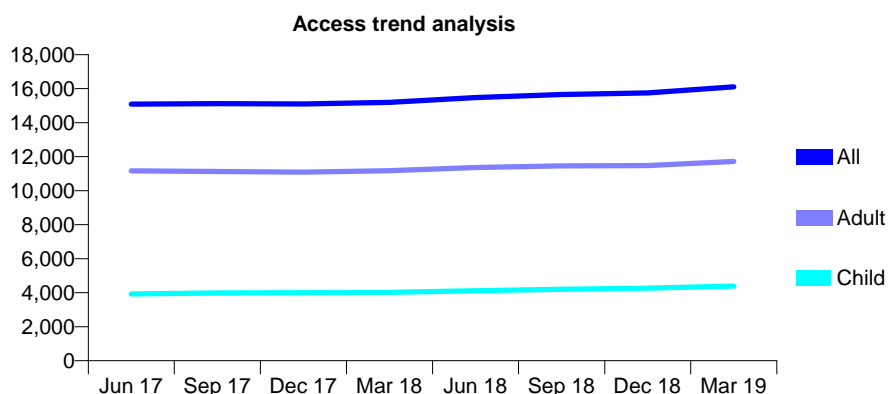
## Q46 - Vital Signs At a Glance Contract Report for 199893/0001 - Year end March 2019

Name or company name	Wallace, Thomas, Hobson & Emmett Ltd
Contract type name	GDS Contract
Purpose of contract	General
Contract start date	01/04/2008
Contract end date	

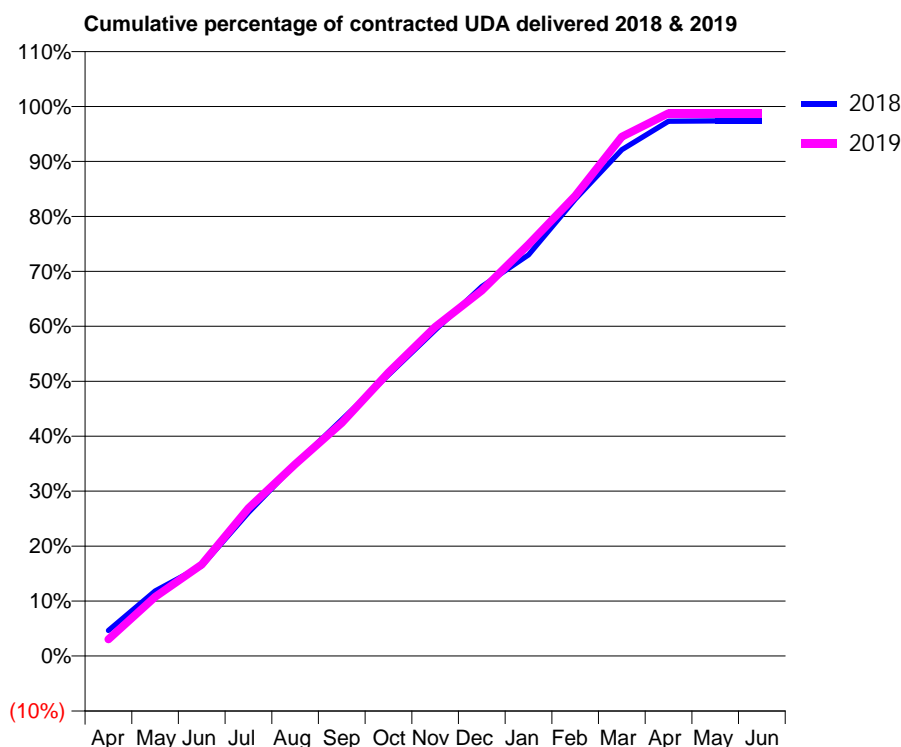
18/19 Contracted general activity (UDA)	43,279
Carry forward general activity (UDA)	358
18/19 Contracted orthodontic activity (UOA)	0
Carry forward orthodontic activity (UOA)	0
Baseline contract value	£1,464,979.28

### ACCESS\*

Patients seen in 24 months	Total	Change since previous quarter
Quarter ending March 2018	15,193	
Quarter ending June 2018	15,477	→
Quarter ending September 2018	15,657	→
Quarter ending December 2018	15,750	→
Quarter ending March 2019	16,109	↑
<b>Variance since March 2018</b>	<b>6.0%</b>	<b>↑</b>



### ACTIVITY



Adjusted Scheduled Activity (UDA)		
Month	2018	2019
April	2,006	1,313
May	5,117	4,657
June	7,101	7,200
July	11,296	11,642
August	15,102	15,107
September	18,602	18,364
October	22,132	22,336
November	25,677	25,919
December	29,095	28,785
January	31,581	32,420
February	35,972	36,240
March	39,876	40,889
April	42,122	42,740
May	42,140	42,740
June	42,142	42,745

### QUALITY

	Quantity	Base Number	Contract	AT	Region	England
% of FP17s for the same patient ID Re-attending within 3 months - Children	557	7,066	7.9%	12.2%	12.3%	11.8%
% of FP17s for the same patient ID Re-attending within 3 months - Adults	2,034	17,767	11.4%	16.2%	15.9%	15.7%
% of FP17s for the same patient ID Re-attending between 3 & 9 months - Children	4,310	7,066	61.0%	58.0%	60.2%	58.9%
% of FP17s for the same patient ID Re-attending between 3 & 9 months - Adults	10,337	17,767	58.2%	50.9%	53.0%	50.8%
% of FP17s for Band 1 Urgent Courses	2,235	24,577	9.1%	10.1%	9.1%	9.1%
% of FP17s Relating to Free Repair or Replacements	105	24,577	0.4%	0.8%	1.0%	0.8%
% of FP17s Relating to Continuations	42	24,577	0.2%	0.9%	1.0%	0.9%
% of Patients satisfied with the dentistry they have received	6	7	N/A	92.8%	93.2%	92.5%
% of Patients satisfied with the time they had to wait for an appointment	6	7	N/A	86.8%	88.1%	87.0%

\* This is based on patients treated on this contract for their most recent course of treatment.

Figures in italics indicate the base number of FP17s or Patient Questionnaire responses are less than 100. N/A is shown where the base number of responses is less than 10 during the period. % is calculated as Quantity/Base number\*100



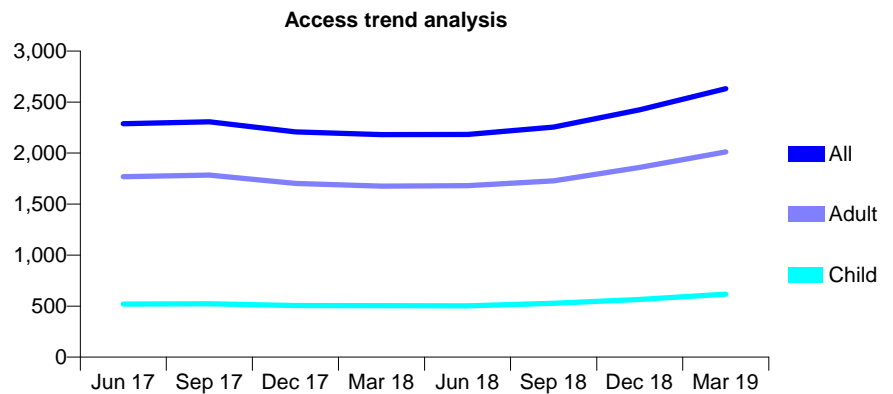
## Q46 - Vital Signs At a Glance Contract Report for 213497/0001 - Year end March 2019

Name or company name	Mr Viqar Ashraf
Contract type name	GDS Contract
Purpose of contract	General
Contract start date	01/04/2006
Contract end date	

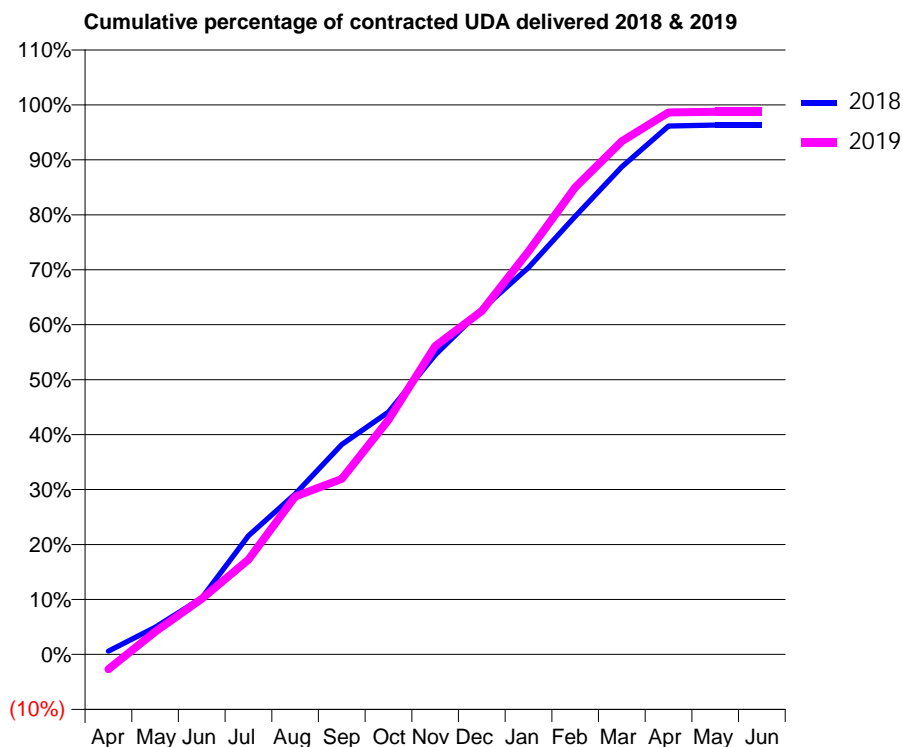
18/19 Contracted general activity (UDA)	8,800
Carry forward general activity (UDA)	283
18/19 Contracted orthodontic activity (UOA)	0
Carry forward orthodontic activity (UOA)	0
Baseline contract value	£233,430.11

### ACCESS\*

Patients seen in 24 months	Total	Change since previous quarter
Quarter ending March 2018	2,181	
Quarter ending June 2018	2,183	→
Quarter ending September 2018	2,254	↑
Quarter ending December 2018	2,424	↑
Quarter ending March 2019	2,631	↑
<b>Variance since March 2018</b>	<b>20.6%</b>	<b>↑</b>



### ACTIVITY



Adjusted Scheduled Activity (UDA)		
Month	2018	2019
April	46	-238
May	385	364
June	801	891
July	1,685	1,520
August	2,278	2,530
September	2,980	2,810
October	3,440	3,755
November	4,251	4,936
December	4,900	5,497
January	5,492	6,455
February	6,220	7,480
March	6,919	8,219
April	7,499	8,679
May	7,514	8,688
June	7,514	8,688

### QUALITY

	Quantity	Base Number	Contract	AT	Region	England
% of FP17s for the same patient ID Re-attending within 3 months - Children	32	753	4.2%	12.2%	12.3%	11.8%
% of FP17s for the same patient ID Re-attending within 3 months - Adults	317	2,581	12.3%	16.2%	15.9%	15.7%
% of FP17s for the same patient ID Re-attending between 3 & 9 months - Children	340	753	45.2%	58.0%	60.2%	58.9%
% of FP17s for the same patient ID Re-attending between 3 & 9 months - Adults	1,253	2,581	48.5%	50.9%	53.0%	50.8%
% of FP17s for Band 1 Urgent Courses	140	3,349	4.2%	10.1%	9.1%	9.1%
% of FP17s Relating to Free Repair or Replacements	14	3,349	0.4%	0.8%	1.0%	0.8%
% of FP17s Relating to Continuations	63	3,349	1.9%	0.9%	1.0%	0.9%
% of Patients satisfied with the dentistry they have received	4	4	N/A	92.8%	93.2%	92.5%
% of Patients satisfied with the time they had to wait for an appointment	4	4	N/A	86.8%	88.1%	87.0%

\* This is based on patients treated on this contract for their most recent course of treatment.

Figures in italics indicate the base number of FP17s or Patient Questionnaire responses are less than 100. N/A is shown where the base number of responses is less than 10 during the period. % is calculated as Quantity/Base number\*100

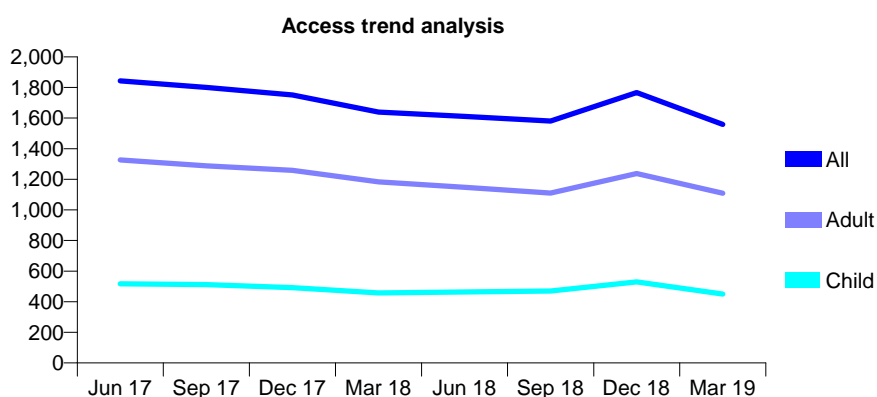
## Q46 - Vital Signs At a Glance Contract Report for 214043/0001 - Year end March 2019

Name or company name	Mr M Mahmood
Contract type name	GDS Contract
Purpose of contract	General
Contract start date	01/04/2006
Contract end date	

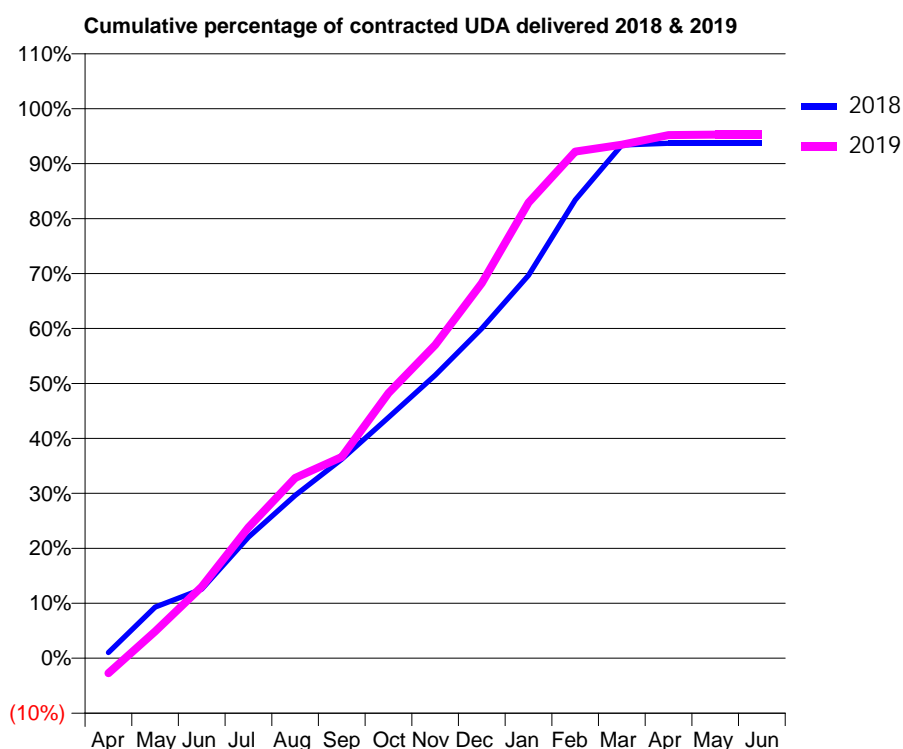
18/19 Contracted general activity (UDA)	5,526
Carry forward general activity (UDA)	182
18/19 Contracted orthodontic activity (UOA)	0
Carry forward orthodontic activity (UOA)	0
Baseline contract value	£168,966.71

### ACCESS\*

Patients seen in 24 months	Total	Change since previous quarter
Quarter ending March 2018	1,640	
Quarter ending June 2018	1,611	↓
Quarter ending September 2018	1,580	↓
Quarter ending December 2018	1,767	↑
Quarter ending March 2019	1,559	↓
<b>Variance since March 2018</b>	<b>(4.9%)</b>	<b>↓</b>



### ACTIVITY



Adjusted Scheduled Activity (UDA)		
Month	2018	2019
April	57	-153
May	515	270
June	695	719
July	1,217	1,316
August	1,638	1,814
September	2,002	2,024
October	2,421	2,667
November	2,847	3,151
December	3,316	3,772
January	3,850	4,581
February	4,609	5,094
March	5,161	5,164
April	5,179	5,260
May	5,179	5,263
June	5,179	5,263

### QUALITY

	Quantity	Base Number	Contract	AT	Region	England
% of FP17s for the same patient ID Re-attending within 3 months - Children	14	600	2.3%	12.2%	12.3%	11.8%
% of FP17s for the same patient ID Re-attending within 3 months - Adults	102	1,483	6.9%	16.2%	15.9%	15.7%
% of FP17s for the same patient ID Re-attending between 3 & 9 months - Children	189	600	31.5%	58.0%	60.2%	58.9%
% of FP17s for the same patient ID Re-attending between 3 & 9 months - Adults	439	1,483	29.6%	50.9%	53.0%	50.8%
% of FP17s for Band 1 Urgent Courses	222	2,136	10.4%	10.1%	9.1%	9.1%
% of FP17s Relating to Free Repair or Replacements	18	2,136	0.8%	0.8%	1.0%	0.8%
% of FP17s Relating to Continuations	8	2,136	0.4%	0.9%	1.0%	0.9%
% of Patients satisfied with the dentistry they have received	0	0	N/A	92.8%	93.2%	92.5%
% of Patients satisfied with the time they had to wait for an appointment	0	0	N/A	86.8%	88.1%	87.0%

\* This is based on patients treated on this contract for their most recent course of treatment.

Figures in italics indicate the base number of FP17s or Patient Questionnaire responses are less than 100. N/A is shown where the base number of responses is less than 10 during the period. % is calculated as Quantity/Base number\*100

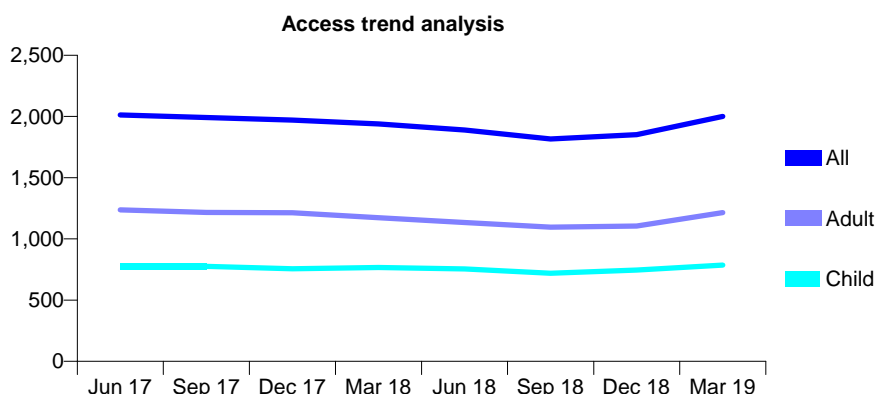
## Q46 - Vital Signs At a Glance Contract Report for 214361/0001 - Year end March 2019

Name or company name	Ms Archana Prasad
Contract type name	GDS Contract
Purpose of contract	General
Contract start date	01/04/2006
Contract end date	

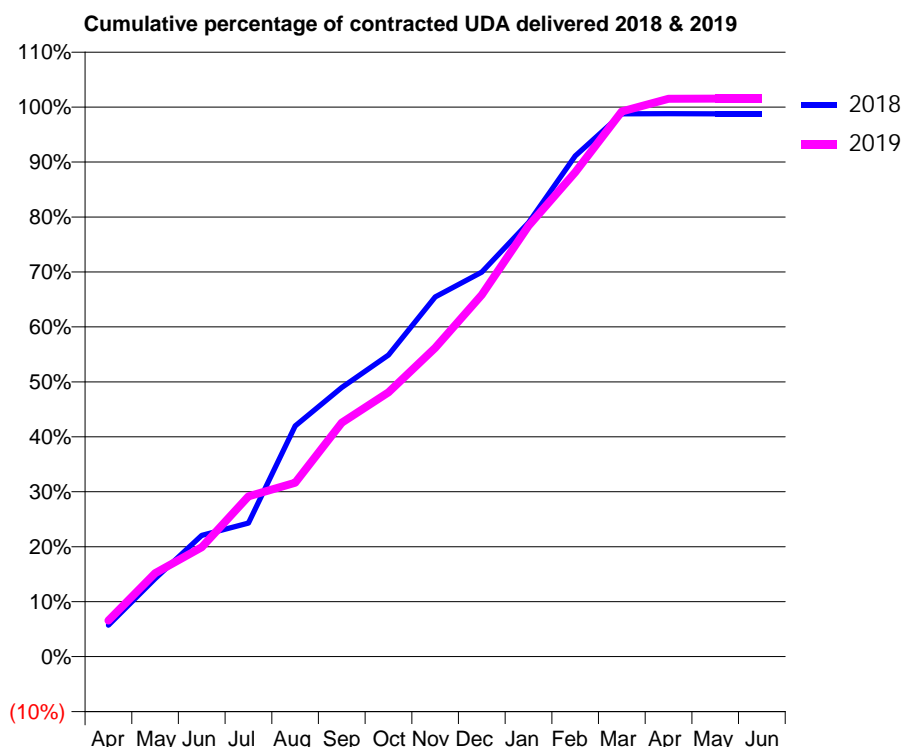
18/19 Contracted general activity (UDA)	4,825
Carry forward general activity (UDA)	-18
18/19 Contracted orthodontic activity (UOA)	0
Carry forward orthodontic activity (UOA)	0
Baseline contract value	£142,071.47

### ACCESS\*

Patients seen in 24 months	Total	Change since previous quarter
Quarter ending March 2018	1,940	
Quarter ending June 2018	1,889	↓
Quarter ending September 2018	1,816	↓
Quarter ending December 2018	1,851	→
Quarter ending March 2019	2,001	↑
<b>Variance since March 2018</b>	<b>3.1%</b>	<b>↑</b>



### ACTIVITY



Adjusted Scheduled Activity (UDA)		
Month	2018	2019
April	277	316
May	686	734
June	1,065	961
July	1,173	1,406
August	2,026	1,528
September	2,363	2,054
October	2,648	2,321
November	3,158	2,711
December	3,376	3,176
January	3,810	3,782
February	4,397	4,253
March	4,764	4,787
April	4,767	4,898
May	4,764	4,899
June	4,764	4,900

### QUALITY

	Quantity	Base Number	Contract	AT	Region	England
% of FP17s for the same patient ID Re-attending within 3 months - Children	117	1,110	10.5%	12.2%	12.3%	11.8%
% of FP17s for the same patient ID Re-attending within 3 months - Adults	280	1,544	18.1%	16.2%	15.9%	15.7%
% of FP17s for the same patient ID Re-attending between 3 & 9 months - Children	660	1,110	59.5%	58.0%	60.2%	58.9%
% of FP17s for the same patient ID Re-attending between 3 & 9 months - Adults	796	1,544	51.6%	50.9%	53.0%	50.8%
% of FP17s for Band 1 Urgent Courses	277	2,722	10.2%	10.1%	9.1%	9.1%
% of FP17s Relating to Free Repair or Replacements	5	2,722	0.2%	0.8%	1.0%	0.8%
% of FP17s Relating to Continuations	79	2,722	2.9%	0.9%	1.0%	0.9%
% of Patients satisfied with the dentistry they have received	1	2	N/A	92.8%	93.2%	92.5%
% of Patients satisfied with the time they had to wait for an appointment	1	2	N/A	86.8%	88.1%	87.0%

\* This is based on patients treated on this contract for their most recent course of treatment.  
 Figures in *italics* indicate the base number of FP17s or Patient Questionnaire responses are less than 100. N/A is shown where the base number of responses is less than 10 during the period. % is calculated as Quantity/Base number\*100

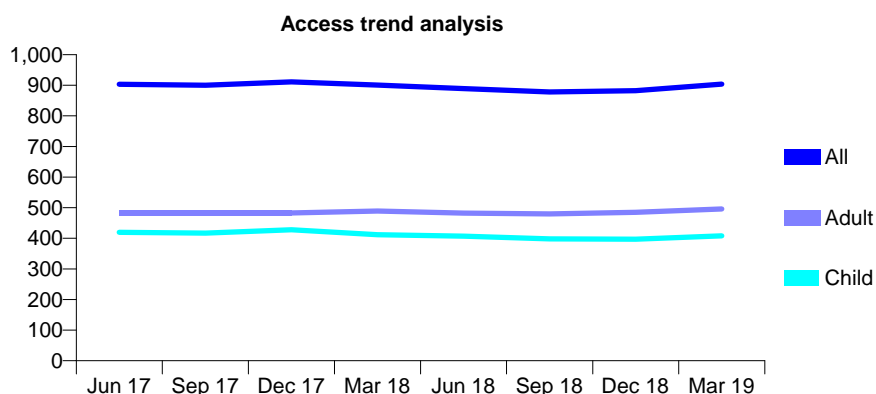
## Q46 - Vital Signs At a Glance Contract Report for 215597/0001 - Year end March 2019

Name or company name	MR S LAZARUS
Contract type name	GDS Contract
Purpose of contract	General
Contract start date	01/04/2006
Contract end date	

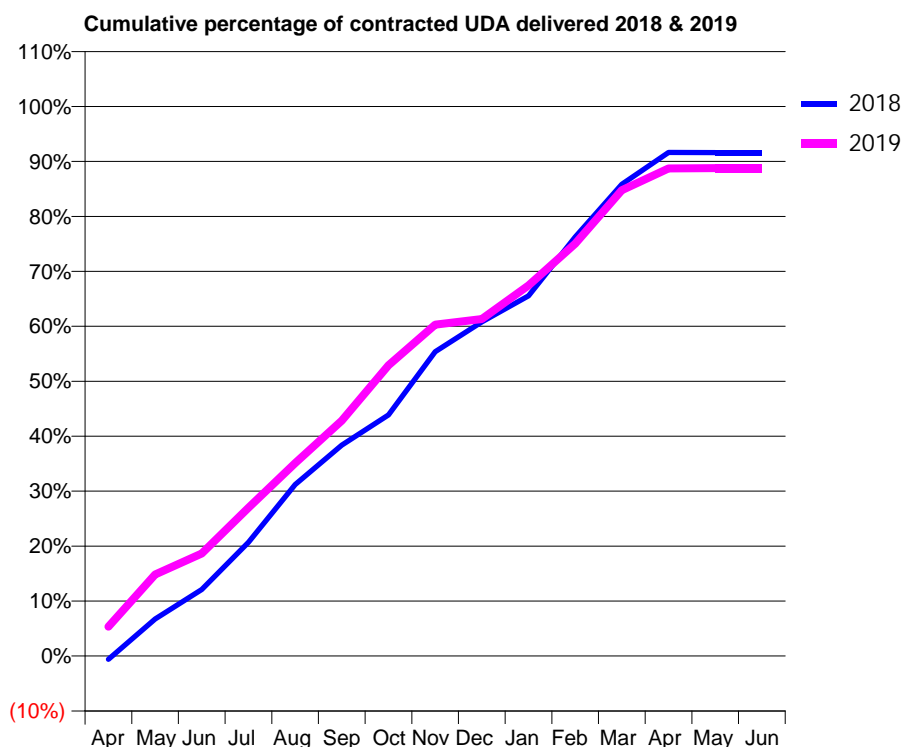
18/19 Contracted general activity (UDA)	2,420
Carry forward general activity (UDA)	0
18/19 Contracted orthodontic activity (UOA)	0
Carry forward orthodontic activity (UOA)	0
Baseline contract value	£59,174.25

### ACCESS\*

Patients seen in 24 months	Total	Change since previous quarter
Quarter ending March 2018	901	
Quarter ending June 2018	889	↓
Quarter ending September 2018	878	↓
Quarter ending December 2018	882	→
Quarter ending March 2019	904	↑
<b>Variance since March 2018</b>	<b>0.3%</b>	<b>→</b>



### ACTIVITY



Adjusted Scheduled Activity (UDA)		
Month	2018	2019
April	-15	129
May	163	359
June	293	452
July	500	653
August	755	849
September	929	1,036
October	1,061	1,280
November	1,340	1,459
December	1,471	1,484
January	1,586	1,632
February	1,845	1,816
March	2,077	2,051
April	2,218	2,147
May	2,217	2,148
June	2,217	2,148

### QUALITY

	Quantity	Base Number	Contract	AT	Region	England
% of FP17s for the same patient ID Re-attending within 3 months - Children	24	586	4.1%	12.2%	12.3%	11.8%
% of FP17s for the same patient ID Re-attending within 3 months - Adults	74	686	10.8%	16.2%	15.9%	15.7%
% of FP17s for the same patient ID Re-attending between 3 & 9 months - Children	412	586	70.3%	58.0%	60.2%	58.9%
% of FP17s for the same patient ID Re-attending between 3 & 9 months - Adults	451	686	65.7%	50.9%	53.0%	50.8%
% of FP17s for Band 1 Urgent Courses	42	1,261	3.3%	10.1%	9.1%	9.1%
% of FP17s Relating to Free Repair or Replacements	0	1,261	0.0%	0.8%	1.0%	0.8%
% of FP17s Relating to Continuations	2	1,261	0.2%	0.9%	1.0%	0.9%
% of Patients satisfied with the dentistry they have received	0	0	N/A	92.8%	93.2%	92.5%
% of Patients satisfied with the time they had to wait for an appointment	0	0	N/A	86.8%	88.1%	87.0%

\* This is based on patients treated on this contract for their most recent course of treatment.

Figures in italics indicate the base number of FP17s or Patient Questionnaire responses are less than 100. N/A is shown where the base number of responses is less than 10 during the period. % is calculated as Quantity/Base number\*100

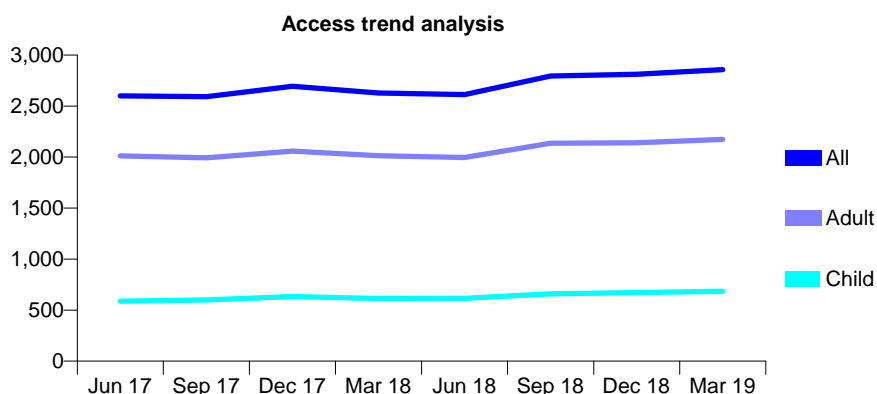
## Q46 - Vital Signs At a Glance Contract Report for 215643/0001 - Year end March 2019

Name or company name	MR MOHAMMED AL-HIMDANI
Contract type name	GDS Contract
Purpose of contract	General
Contract start date	01/04/2006
Contract end date	

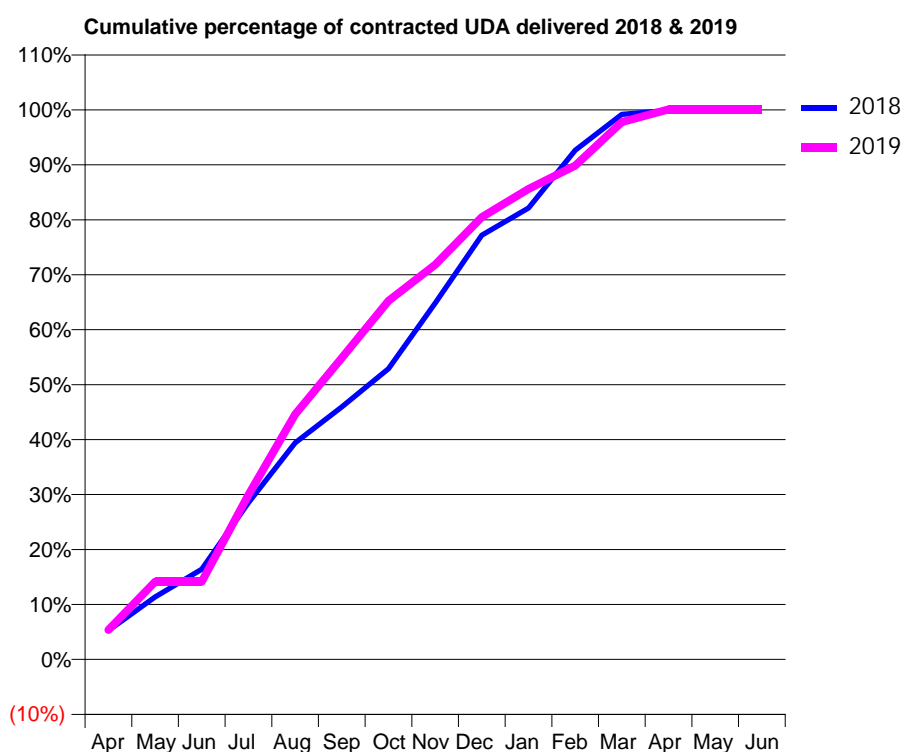
18/19 Contracted general activity (UDA)	7,422
Carry forward general activity (UDA)	7
18/19 Contracted orthodontic activity (UOA)	0
Carry forward orthodontic activity (UOA)	0
Baseline contract value	£247,687.88

### ACCESS\*

Patients seen in 24 months	Total	Change since previous quarter
Quarter ending March 2018	2,628	
Quarter ending June 2018	2,612	→
Quarter ending September 2018	2,794	↑
Quarter ending December 2018	2,812	→
Quarter ending March 2019	2,857	→
<b>Variance since March 2018</b>	<b>8.7%</b>	<b>↑</b>



### ACTIVITY



Adjusted Scheduled Activity (UDA)		
Month	2018	2019
April	389	399
May	844	1,050
June	1,218	1,050
July	2,116	2,223
August	2,927	3,310
September	3,410	4,071
October	3,928	4,842
November	4,813	5,330
December	5,728	5,973
January	6,096	6,353
February	6,875	6,668
March	7,360	7,257
April	7,415	7,427
May	7,415	7,427
June	7,415	7,427

### QUALITY

	Quantity	Base Number	Contract	AT	Region	England
% of FP17s for the same patient ID Re-attending within 3 months - Children	20	711	2.8%	12.2%	12.3%	11.8%
% of FP17s for the same patient ID Re-attending within 3 months - Adults	179	2,314	7.7%	16.2%	15.9%	15.7%
% of FP17s for the same patient ID Re-attending between 3 & 9 months - Children	275	711	38.7%	58.0%	60.2%	58.9%
% of FP17s for the same patient ID Re-attending between 3 & 9 months - Adults	1,034	2,314	44.7%	50.9%	53.0%	50.8%
% of FP17s for Band 1 Urgent Courses	119	3,067	3.9%	10.1%	9.1%	9.1%
% of FP17s Relating to Free Repair or Replacements	10	3,067	0.3%	0.8%	1.0%	0.8%
% of FP17s Relating to Continuations	27	3,067	0.9%	0.9%	1.0%	0.9%
% of Patients satisfied with the dentistry they have received	0	0	N/A	92.8%	93.2%	92.5%
% of Patients satisfied with the time they had to wait for an appointment	0	0	N/A	86.8%	88.1%	87.0%

\* This is based on patients treated on this contract for their most recent course of treatment.

Figures in italics indicate the base number of FP17s or Patient Questionnaire responses are less than 100. N/A is shown where the base number of responses is less than 10 during the period. % is calculated as Quantity/Base number\*100

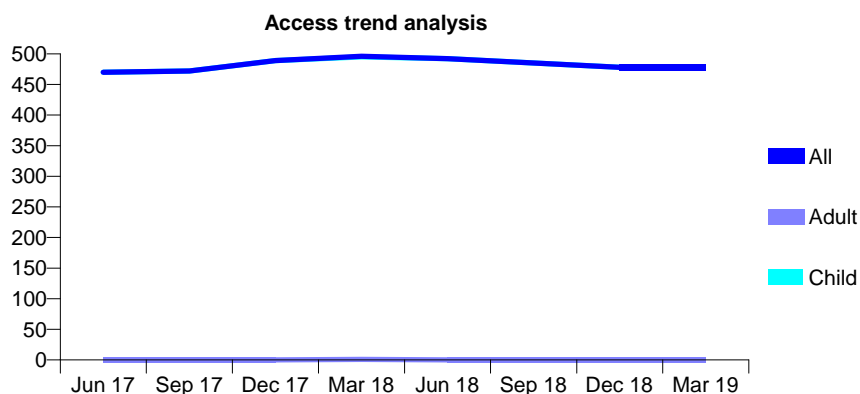
## Q46 - Vital Signs At a Glance Contract Report for 222402/0001 - Year end March 2019

Name or company name	MR P PONG
Contract type name	GDS Contract
Purpose of contract	General
Contract start date	01/04/2006
Contract end date	

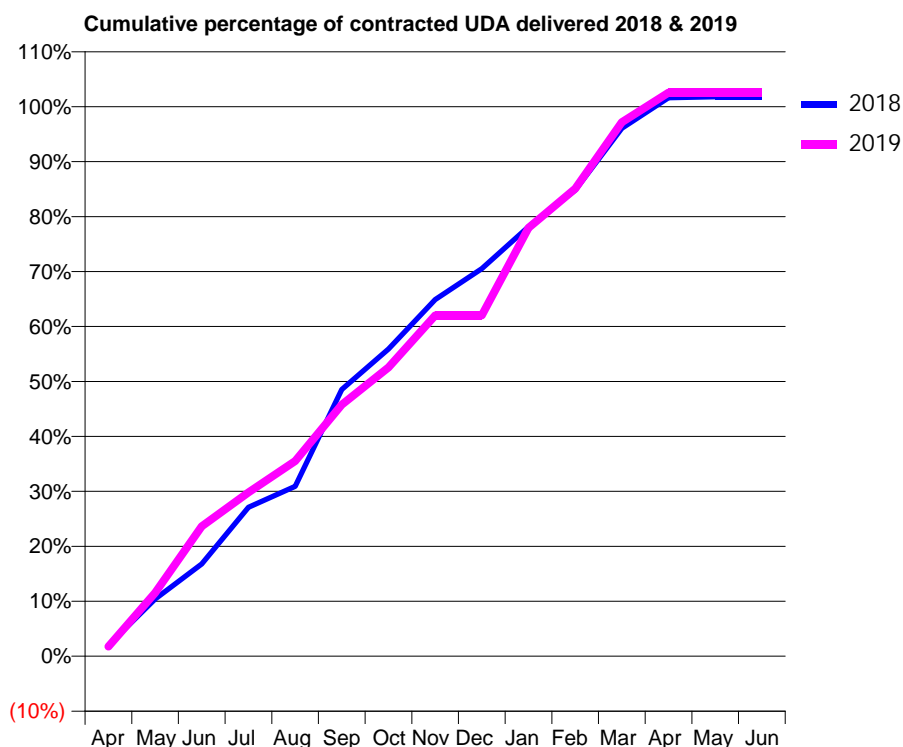
18/19 Contracted general activity (UDA)	1,756
Carry forward general activity (UDA)	-31
18/19 Contracted orthodontic activity (UOA)	0
Carry forward orthodontic activity (UOA)	0
Baseline contract value	£40,760.35

### ACCESS\*

Patients seen in 24 months	Total	Change since previous quarter
Quarter ending March 2018	496	
Quarter ending June 2018	492	→
Quarter ending September 2018	485	↓
Quarter ending December 2018	478	↓
Quarter ending March 2019	478	→
<b>Variance since March 2018</b>	<b>(3.6%)</b>	<b>↓</b>



### ACTIVITY



Adjusted Scheduled Activity (UDA)		
Month	2018	2019
April	35	31
May	183	203
June	295	415
July	476	524
August	543	624
September	852	804
October	981	923
November	1,140	1,089
December	1,239	1,089
January	1,372	1,369
February	1,490	1,494
March	1,687	1,706
April	1,784	1,801
May	1,787	1,801
June	1,787	1,801

### QUALITY

	Quantity	Base Number	Contract	AT	Region	England
% of FP17s for the same patient ID Re-attending within 3 months - Children	20	862	2.3%	12.2%	12.3%	11.8%
% of FP17s for the same patient ID Re-attending within 3 months - Adults	0	0	N/A	16.2%	15.9%	15.7%
% of FP17s for the same patient ID Re-attending between 3 & 9 months - Children	693	862	80.4%	58.0%	60.2%	58.9%
% of FP17s for the same patient ID Re-attending between 3 & 9 months - Adults	0	0	N/A	50.9%	53.0%	50.8%
% of FP17s for Band 1 Urgent Courses	5	859	0.6%	10.1%	9.1%	9.1%
% of FP17s Relating to Free Repair or Replacements	0	859	0.0%	0.8%	1.0%	0.8%
% of FP17s Relating to Continuations	0	859	0.0%	0.9%	1.0%	0.9%
% of Patients satisfied with the dentistry they have received	0	0	N/A	92.8%	93.2%	92.5%
% of Patients satisfied with the time they had to wait for an appointment	0	0	N/A	86.8%	88.1%	87.0%

\* This is based on patients treated on this contract for their most recent course of treatment.

Figures in italics indicate the base number of FP17s or Patient Questionnaire responses are less than 100. N/A is shown where the base number of responses is less than 10 during the period. % is calculated as Quantity/Base number\*100

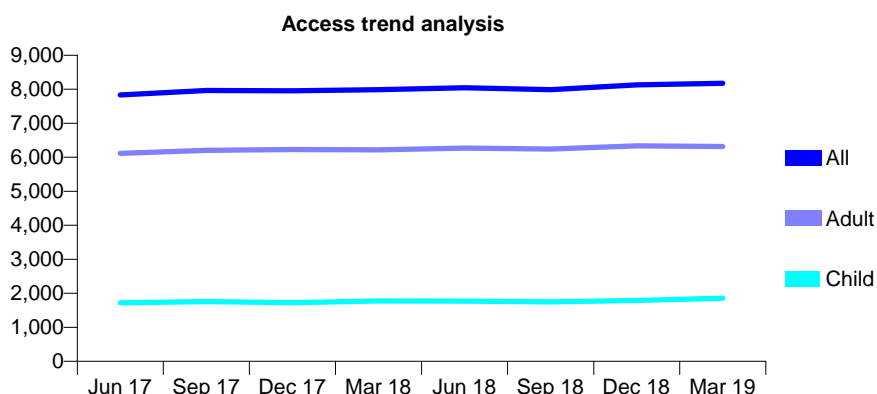
## Q46 - Vital Signs At a Glance Contract Report for 224944/0003 - Year end March 2019

Name or company name	MR DF MCGRATH
Contract type name	GDS Contract
Purpose of contract	General
Contract start date	01/06/2011
Contract end date	

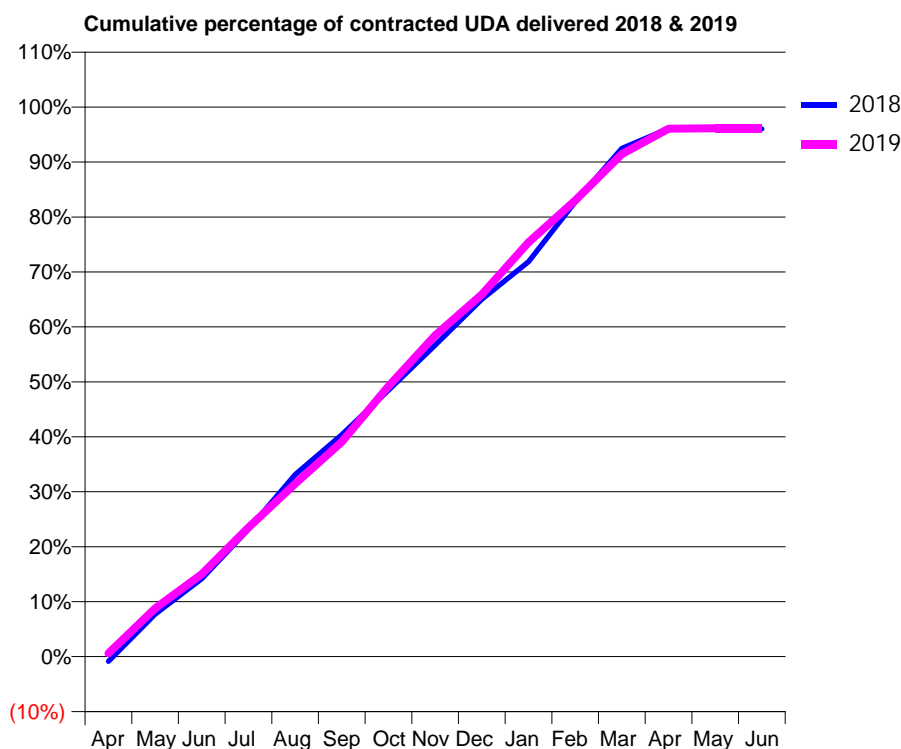
18/19 Contracted general activity (UDA)	27,600
Carry forward general activity (UDA)	1,074
18/19 Contracted orthodontic activity (UOA)	0
Carry forward orthodontic activity (UOA)	0
Baseline contract value	£911,489.86

### ACCESS\*

Patients seen in 24 months	Total	Change since previous quarter
Quarter ending March 2018	7,992	
Quarter ending June 2018	8,044	→
Quarter ending September 2018	7,988	→
Quarter ending December 2018	8,127	→
Quarter ending March 2019	8,175	→
<b>Variance since March 2018</b>	<b>2.3%</b>	<b>↑</b>



### ACTIVITY



Adjusted Scheduled Activity (UDA)		
Month	2018	2019
April	-243	162
May	2,132	2,421
June	3,908	4,142
July	6,390	6,484
August	9,143	8,687
September	11,150	10,788
October	13,378	13,577
November	15,645	16,141
December	17,946	18,186
January	19,832	20,808
February	22,835	22,907
March	25,523	25,235
April	26,517	26,514
May	26,520	26,543
June	26,508	26,543

### QUALITY

	Quantity	Base Number	Contract	AT	Region	England
% of FP17s for the same patient ID Re-attending within 3 months - Children	249	2,960	8.4%	12.2%	12.3%	11.8%
% of FP17s for the same patient ID Re-attending within 3 months - Adults	1,716	10,074	17.0%	16.2%	15.9%	15.7%
% of FP17s for the same patient ID Re-attending between 3 & 9 months - Children	1,847	2,960	62.4%	58.0%	60.2%	58.9%
% of FP17s for the same patient ID Re-attending between 3 & 9 months - Adults	6,031	10,074	59.9%	50.9%	53.0%	50.8%
% of FP17s for Band 1 Urgent Courses	948	13,148	7.2%	10.1%	9.1%	9.1%
% of FP17s Relating to Free Repair or Replacements	120	13,148	0.9%	0.8%	1.0%	0.8%
% of FP17s Relating to Continuations	112	13,148	0.9%	0.9%	1.0%	0.9%
% of Patients satisfied with the dentistry they have received	1	1	N/A	92.8%	93.2%	92.5%
% of Patients satisfied with the time they had to wait for an appointment	1	1	N/A	86.8%	88.1%	87.0%

\* This is based on patients treated on this contract for their most recent course of treatment.  
 Figures in *italics* indicate the base number of FP17s or Patient Questionnaire responses are less than 100. N/A is shown where the base number of responses is less than 10 during the period. % is calculated as Quantity/Base number\*100



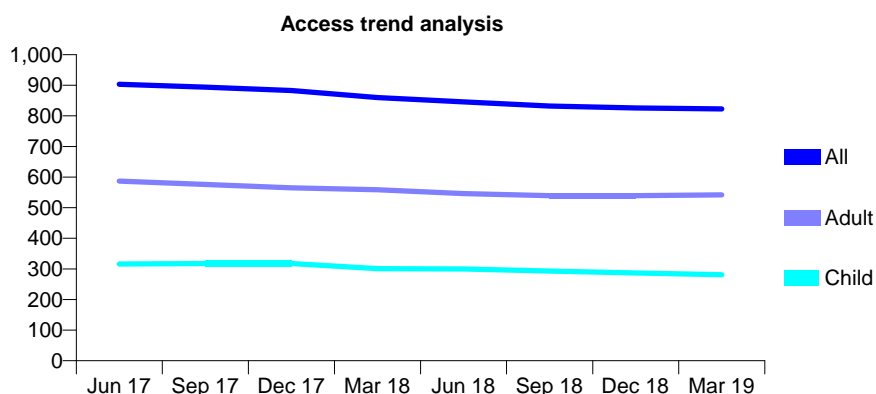
## Q46 - Vital Signs At a Glance Contract Report for 226815/0001 - Year end March 2019

Name or company name	Mr Bilal Sheikh
Contract type name	GDS Contract
Purpose of contract	General
Contract start date	01/04/2006
Contract end date	

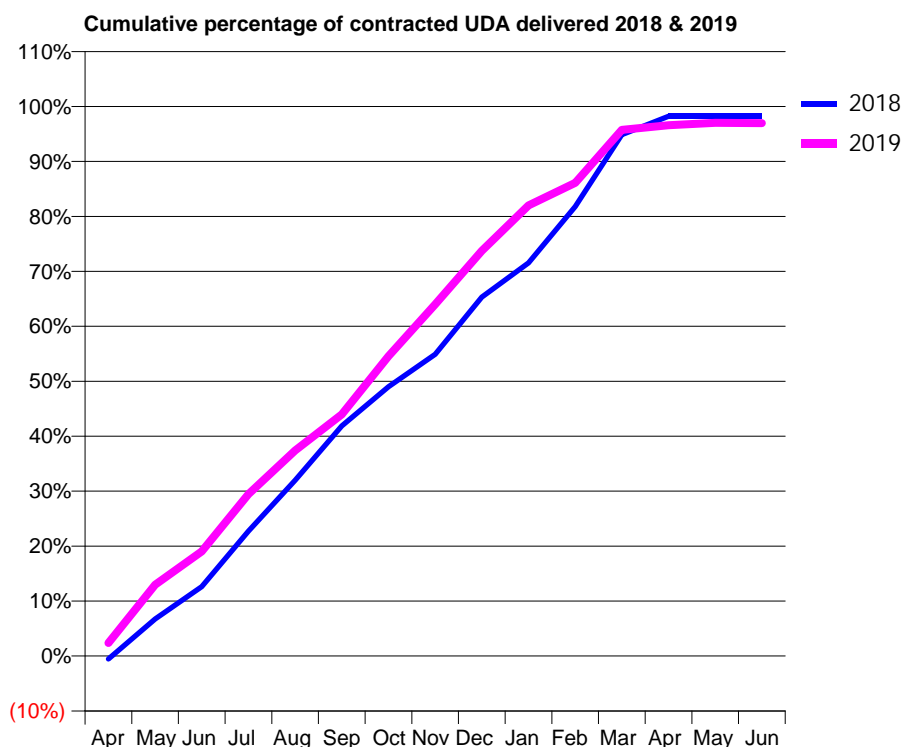
18/19 Contracted general activity (UDA)	2,772
Carry forward general activity (UDA)	49
18/19 Contracted orthodontic activity (UOA)	0
Carry forward orthodontic activity (UOA)	0
Baseline contract value	£120,578.11

### ACCESS\*

Patients seen in 24 months	Total	Change since previous quarter
Quarter ending March 2018	860	
Quarter ending June 2018	846	↓
Quarter ending September 2018	832	↓
Quarter ending December 2018	826	→
Quarter ending March 2019	823	→
<b>Variance since March 2018</b>	<b>(4.3%)</b>	<b>↓</b>



### ACTIVITY



Adjusted Scheduled Activity (UDA)		
Month	2018	2019
April	-15	66
May	187	360
June	350	528
July	630	816
August	887	1,037
September	1,160	1,219
October	1,358	1,513
November	1,522	1,774
December	1,810	2,044
January	1,983	2,273
February	2,267	2,387
March	2,630	2,654
April	2,723	2,677
May	2,723	2,689
June	2,723	2,688

### QUALITY

	Quantity	Base Number	Contract	AT	Region	England
% of FP17s for the same patient ID Re-attending within 3 months - Children	52	494	10.5%	12.2%	12.3%	11.8%
% of FP17s for the same patient ID Re-attending within 3 months - Adults	146	817	17.9%	16.2%	15.9%	15.7%
% of FP17s for the same patient ID Re-attending between 3 & 9 months - Children	338	494	68.4%	58.0%	60.2%	58.9%
% of FP17s for the same patient ID Re-attending between 3 & 9 months - Adults	469	817	57.4%	50.9%	53.0%	50.8%
% of FP17s for Band 1 Urgent Courses	94	1,274	7.4%	10.1%	9.1%	9.1%
% of FP17s Relating to Free Repair or Replacements	9	1,274	0.7%	0.8%	1.0%	0.8%
% of FP17s Relating to Continuations	7	1,274	0.5%	0.9%	1.0%	0.9%
% of Patients satisfied with the dentistry they have received	1	1	N/A	92.8%	93.2%	92.5%
% of Patients satisfied with the time they had to wait for an appointment	1	1	N/A	86.8%	88.1%	87.0%

\* This is based on patients treated on this contract for their most recent course of treatment.

Figures in italics indicate the base number of FP17s or Patient Questionnaire responses are less than 100. N/A is shown where the base number of responses is less than 10 during the period. % is calculated as Quantity/Base number\*100

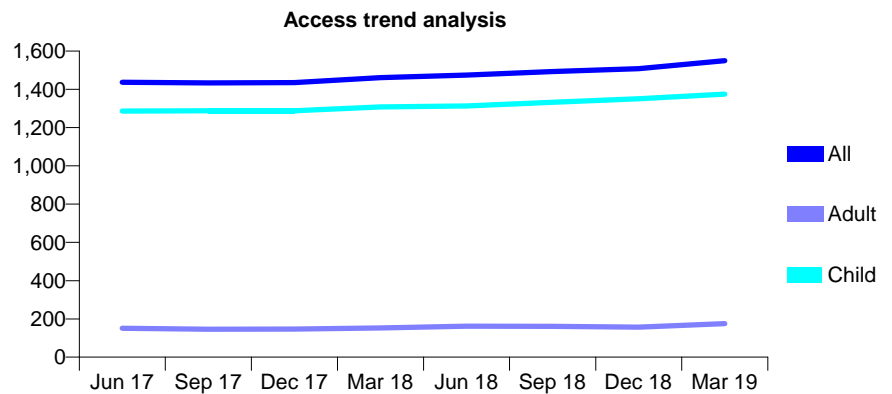
## Q46 - Vital Signs At a Glance Contract Report for 232971/0001 - Year end March 2019

Name or company name	MISS S HODGSON
Contract type name	GDS Contract
Purpose of contract	General
Contract start date	01/04/2006
Contract end date	

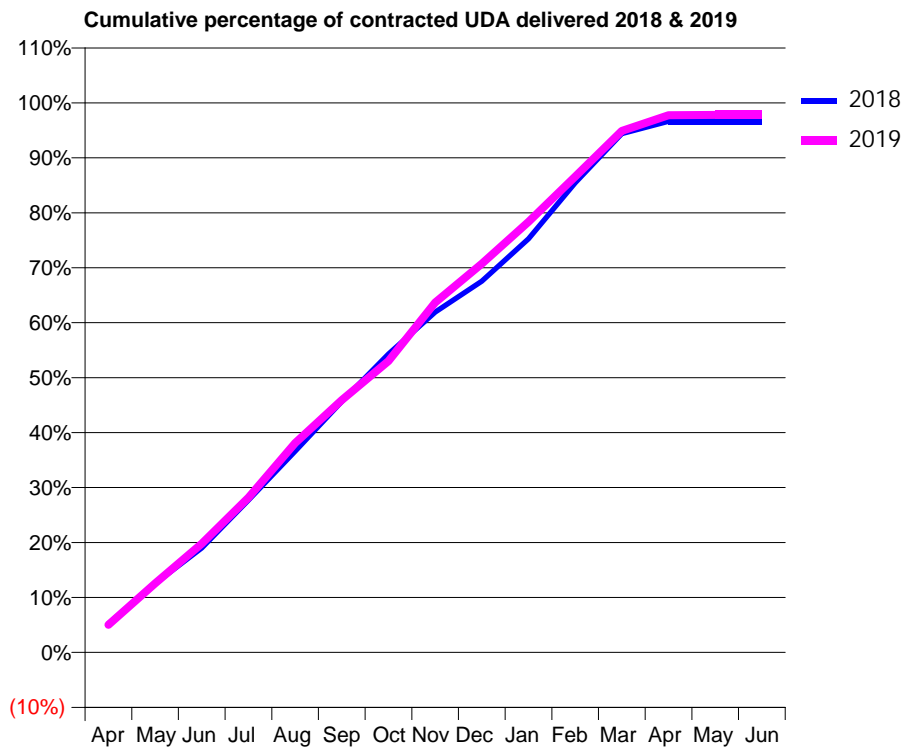
18/19 Contracted general activity (UDA)	3,396
Carry forward general activity (UDA)	114
18/19 Contracted orthodontic activity (UOA)	0
Carry forward orthodontic activity (UOA)	0
Baseline contract value	£85,380.01

### ACCESS\*

Patients seen in 24 months	Total	Change since previous quarter
Quarter ending March 2018	1,461	
Quarter ending June 2018	1,475	→
Quarter ending September 2018	1,493	→
Quarter ending December 2018	1,508	→
Quarter ending March 2019	1,550	↑
<b>Variance since March 2018</b>	<b>6.1%</b>	<b>↑</b>



### ACTIVITY



Adjusted Scheduled Activity (UDA)		
Month	2018	2019
April	178	171
May	426	427
June	646	672
July	941	958
August	1,244	1,294
September	1,550	1,559
October	1,844	1,800
November	2,104	2,162
December	2,294	2,402
January	2,556	2,661
February	2,902	2,941
March	3,205	3,223
April	3,282	3,319
May	3,282	3,321
June	3,282	3,321

### QUALITY

	Quantity	Base Number	Contract	AT	Region	England
% of FP17s for the same patient ID Re-attending within 3 months - Children	215	2,328	9.2%	12.2%	12.3%	11.8%
% of FP17s for the same patient ID Re-attending within 3 months - Adults	6	95	6.3%	16.2%	15.9%	15.7%
% of FP17s for the same patient ID Re-attending between 3 & 9 months - Children	1,576	2,328	67.7%	58.0%	60.2%	58.9%
% of FP17s for the same patient ID Re-attending between 3 & 9 months - Adults	72	95	75.8%	50.9%	53.0%	50.8%
% of FP17s for Band 1 Urgent Courses	106	2,442	4.3%	10.1%	9.1%	9.1%
% of FP17s Relating to Free Repair or Replacements	0	2,442	0.0%	0.8%	1.0%	0.8%
% of FP17s Relating to Continuations	0	2,442	0.0%	0.9%	1.0%	0.9%
% of Patients satisfied with the dentistry they have received	0	0	N/A	92.8%	93.2%	92.5%
% of Patients satisfied with the time they had to wait for an appointment	0	0	N/A	86.8%	88.1%	87.0%

\* This is based on patients treated on this contract for their most recent course of treatment.

Figures in italics indicate the base number of FP17s or Patient Questionnaire responses are less than 100. N/A is shown where the base number of responses is less than 10 during the period. % is calculated as Quantity/Base number\*100

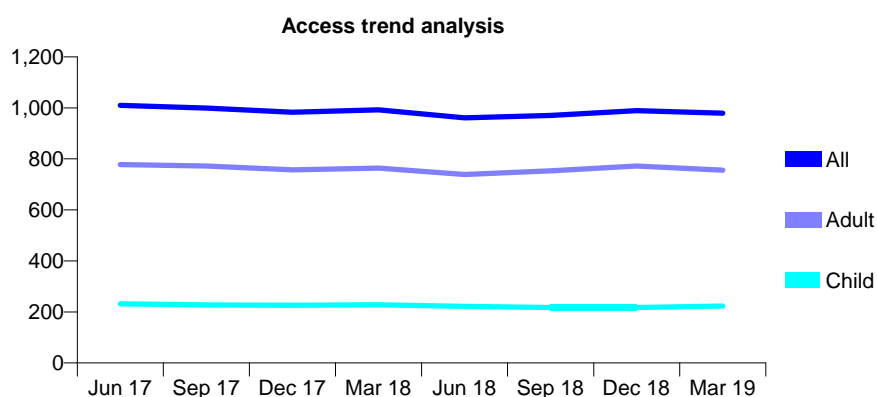
## Q46 - Vital Signs At a Glance Contract Report for 235881/0001 - Year end March 2019

Name or company name	MR S HELM
Contract type name	GDS Contract
Purpose of contract	General
Contract start date	01/04/2006
Contract end date	

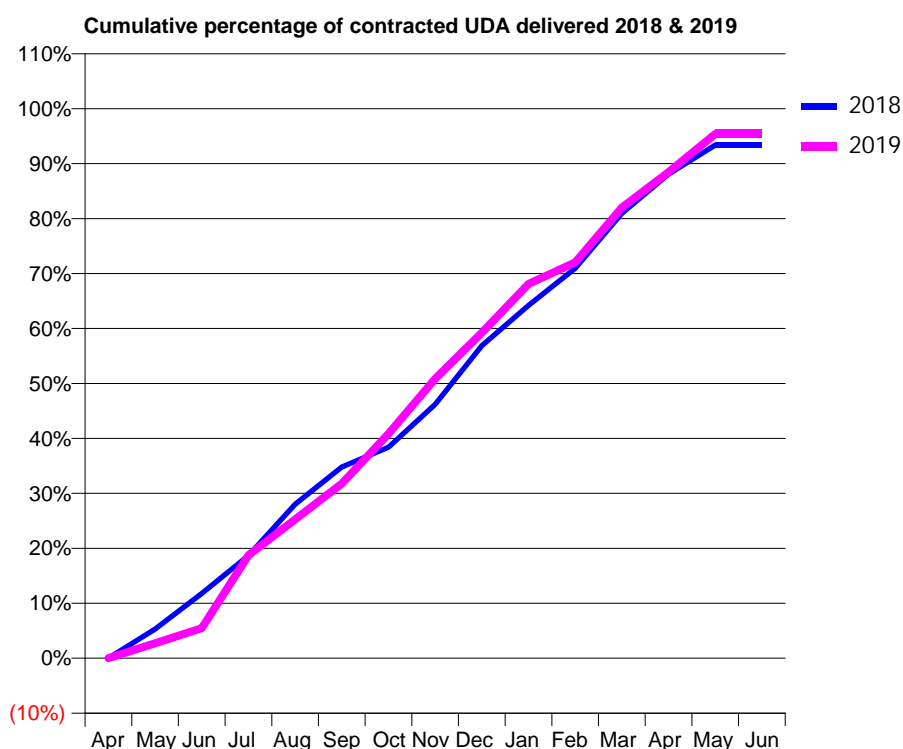
18/19 Contracted general activity (UDA)	4,200
Carry forward general activity (UDA)	0
18/19 Contracted orthodontic activity (UOA)	0
Carry forward orthodontic activity (UOA)	0
Baseline contract value	£139,070.27

### ACCESS\*

Patients seen in 24 months	Total	Change since previous quarter
Quarter ending March 2018	992	
Quarter ending June 2018	961	↓
Quarter ending September 2018	970	→
Quarter ending December 2018	989	→
Quarter ending March 2019	979	↓
<b>Variance since March 2018</b>	<b>(1.3%)</b>	<b>↓</b>



### ACTIVITY



Adjusted Scheduled Activity (UDA)		
Month	2018	2019
April	0	0
May	224	115
June	495	229
July	786	787
August	1,178	1,062
September	1,461	1,333
October	1,613	1,716
November	1,941	2,136
December	2,388	2,488
January	2,696	2,861
February	2,981	3,026
March	3,399	3,444
April	3,699	3,716
May	3,923	4,006
June	3,923	4,006

### QUALITY

	Quantity	Base Number	Contract	AT	Region	England
% of FP17s for the same patient ID Re-attending within 3 months - Children	24	299	8.0%	12.2%	12.3%	11.8%
% of FP17s for the same patient ID Re-attending within 3 months - Adults	220	989	22.2%	16.2%	15.9%	15.7%
% of FP17s for the same patient ID Re-attending between 3 & 9 months - Children	146	299	48.8%	58.0%	60.2%	58.9%
% of FP17s for the same patient ID Re-attending between 3 & 9 months - Adults	377	989	38.1%	50.9%	53.0%	50.8%
% of FP17s for Band 1 Urgent Courses	186	1,254	14.8%	10.1%	9.1%	9.1%
% of FP17s Relating to Free Repair or Replacements	30	1,254	2.4%	0.8%	1.0%	0.8%
% of FP17s Relating to Continuations	15	1,254	1.2%	0.9%	1.0%	0.9%
% of Patients satisfied with the dentistry they have received	0	0	N/A	92.8%	93.2%	92.5%
% of Patients satisfied with the time they had to wait for an appointment	0	0	N/A	86.8%	88.1%	87.0%

\* This is based on patients treated on this contract for their most recent course of treatment. Figures in italics indicate the base number of FP17s or Patient Questionnaire responses are less than 100. N/A is shown where the base number of responses is less than 10 during the period. % is calculated as Quantity/Base number\*100

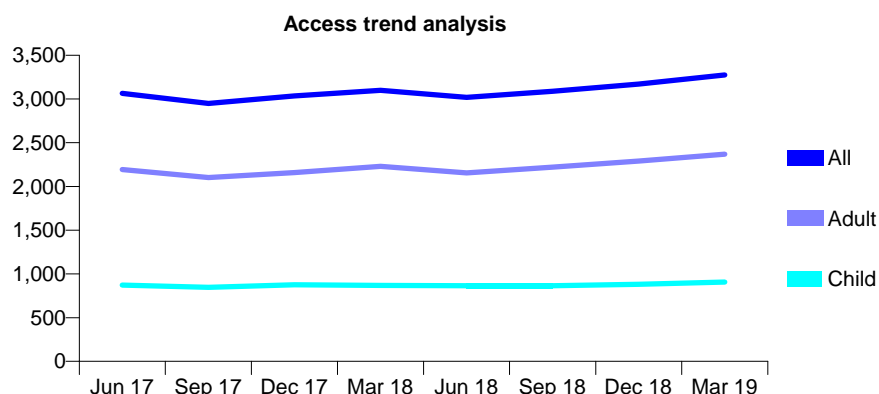
## Q46 - Vital Signs At a Glance Contract Report for 238422/0002 - Year end March 2019

Name or company name	MR A HOLLAND
Contract type name	GDS Contract
Purpose of contract	General
Contract start date	01/04/2006
Contract end date	

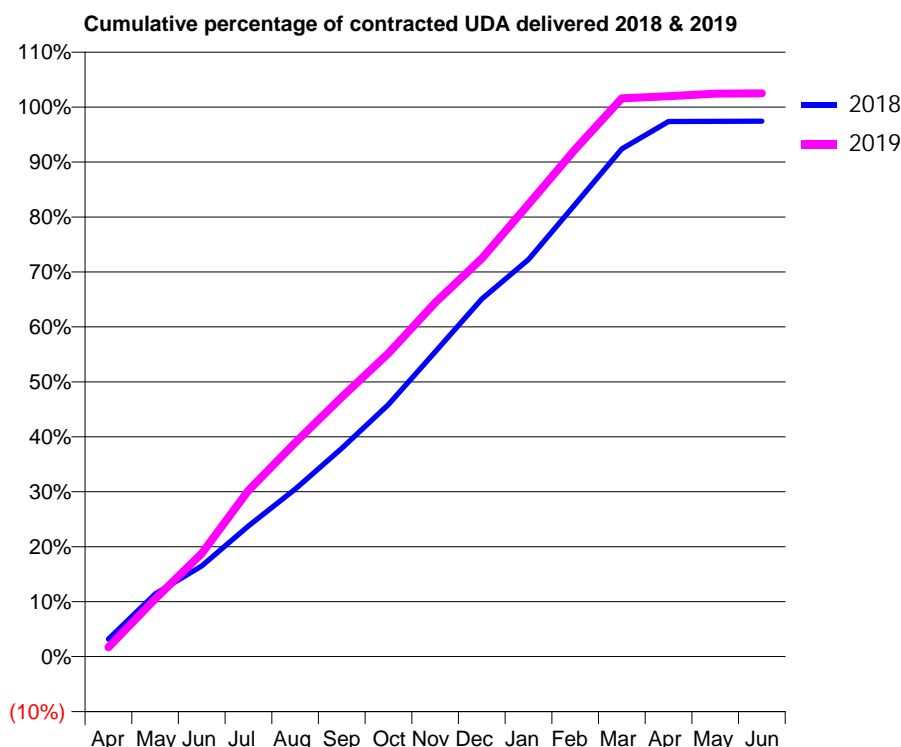
18/19 Contracted general activity (UDA)	8,912
Carry forward general activity (UDA)	230
18/19 Contracted orthodontic activity (UOA)	0
Carry forward orthodontic activity (UOA)	0
Baseline contract value	£281,640.84

### ACCESS\*

Patients seen in 24 months	Total	Change since previous quarter
Quarter ending March 2018	3,099	
Quarter ending June 2018	3,019	↓
Quarter ending September 2018	3,088	↑
Quarter ending December 2018	3,171	↑
Quarter ending March 2019	3,275	↑
<b>Variance since March 2018</b>	<b>5.7%</b>	<b>↑</b>



### ACTIVITY



Adjusted Scheduled Activity (UDA)		
Month	2018	2019
April	285	152
May	1,016	935
June	1,472	1,673
July	2,121	2,696
August	2,715	3,467
September	3,378	4,210
October	4,089	4,919
November	4,942	5,740
December	5,800	6,456
January	6,441	7,334
February	7,335	8,228
March	8,235	9,053
April	8,677	9,089
May	8,681	9,130
June	8,682	9,133

### QUALITY

	Quantity	Base Number	Contract	AT	Region	England
% of FP17s for the same patient ID Re-attending within 3 months - Children	115	1,342	8.6%	12.2%	12.3%	11.8%
% of FP17s for the same patient ID Re-attending within 3 months - Adults	527	3,055	17.3%	16.2%	15.9%	15.7%
% of FP17s for the same patient ID Re-attending between 3 & 9 months - Children	716	1,342	53.4%	58.0%	60.2%	58.9%
% of FP17s for the same patient ID Re-attending between 3 & 9 months - Adults	1,151	3,055	37.7%	50.9%	53.0%	50.8%
% of FP17s for Band 1 Urgent Courses	687	4,242	16.2%	10.1%	9.1%	9.1%
% of FP17s Relating to Free Repair or Replacements	36	4,242	0.8%	0.8%	1.0%	0.8%
% of FP17s Relating to Continuations	30	4,242	0.7%	0.9%	1.0%	0.9%
% of Patients satisfied with the dentistry they have received	0	0	N/A	92.8%	93.2%	92.5%
% of Patients satisfied with the time they had to wait for an appointment	0	0	N/A	86.8%	88.1%	87.0%

\* This is based on patients treated on this contract for their most recent course of treatment.  
 Figures in *italics* indicate the base number of FP17s or Patient Questionnaire responses are less than 100. N/A is shown where the base number of responses is less than 10 during the period. % is calculated as Quantity/Base number\*100

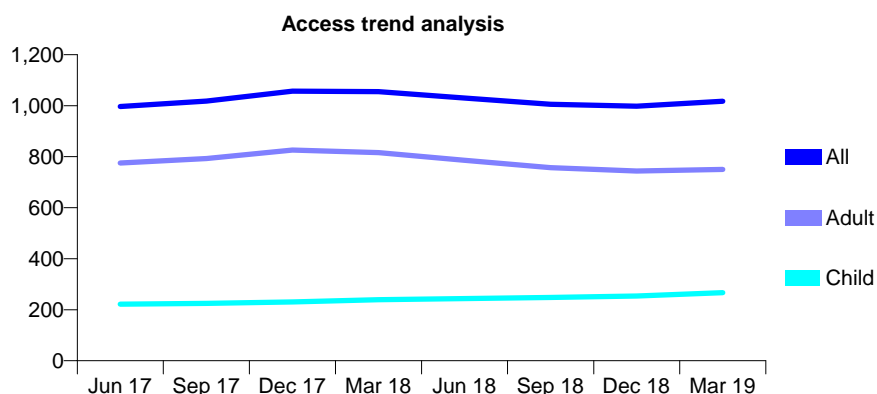
## Q46 - Vital Signs At a Glance Contract Report for 238422/0003 - Year end March 2019

Name or company name	MR A HOLLAND
Contract type name	GDS Contract
Purpose of contract	General
Contract start date	01/04/2006
Contract end date	

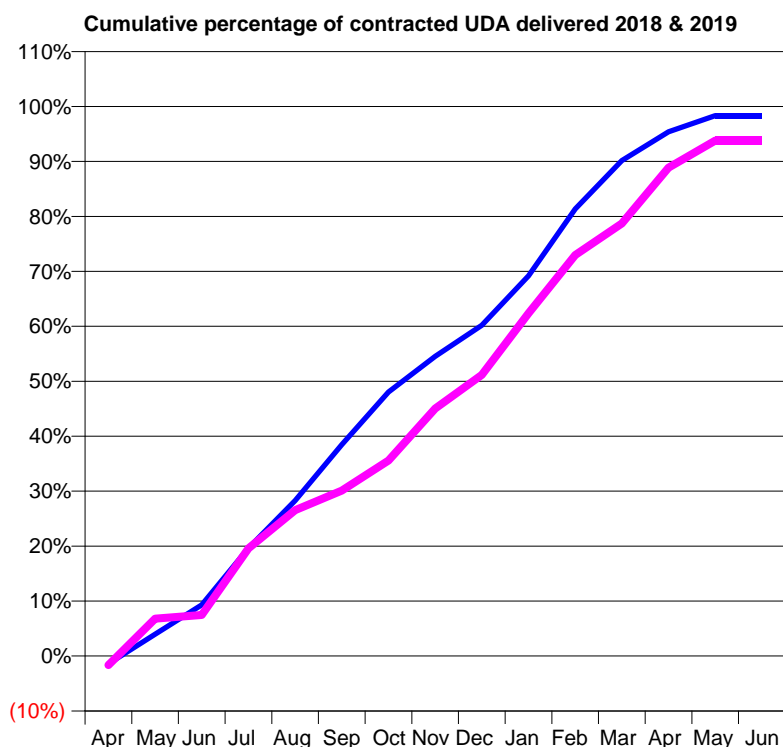
18/19 Contracted general activity (UDA)	2,713
Carry forward general activity (UDA)	45
18/19 Contracted orthodontic activity (UOA)	0
Carry forward orthodontic activity (UOA)	0
Baseline contract value	£89,812.50

### ACCESS\*

Patients seen in 24 months	Total	Change since previous quarter
Quarter ending March 2018	1,055	
Quarter ending June 2018	1,030	↓
Quarter ending September 2018	1,005	↓
Quarter ending December 2018	998	→
Quarter ending March 2019	1,017	→
<b>Variance since March 2018</b>	<b>(3.6%)</b>	<b>↓</b>



### ACTIVITY



Adjusted Scheduled Activity (UDA)		
Month	2018	2019
April	-39	-45
May	109	185
June	252	202
July	533	532
August	767	720
September	1,043	817
October	1,303	965
November	1,479	1,222
December	1,633	1,388
January	1,876	1,692
February	2,207	1,979
March	2,446	2,135
April	2,588	2,411
May	2,668	2,544
June	2,668	2,544

### QUALITY

	Quantity	Base Number	Contract	AT	Region	England
% of FP17s for the same patient ID Re-attending within 3 months - Children	8	300	2.7%	12.2%	12.3%	11.8%
% of FP17s for the same patient ID Re-attending within 3 months - Adults	88	762	11.5%	16.2%	15.9%	15.7%
% of FP17s for the same patient ID Re-attending between 3 & 9 months - Children	151	300	50.3%	58.0%	60.2%	58.9%
% of FP17s for the same patient ID Re-attending between 3 & 9 months - Adults	236	762	31.0%	50.9%	53.0%	50.8%
% of FP17s for Band 1 Urgent Courses	235	1,140	20.6%	10.1%	9.1%	9.1%
% of FP17s Relating to Free Repair or Replacements	7	1,140	0.6%	0.8%	1.0%	0.8%
% of FP17s Relating to Continuations	2	1,140	0.2%	0.9%	1.0%	0.9%
% of Patients satisfied with the dentistry they have received	0	0	N/A	92.8%	93.2%	92.5%
% of Patients satisfied with the time they had to wait for an appointment	0	0	N/A	86.8%	88.1%	87.0%

\* This is based on patients treated on this contract for their most recent course of treatment.

Figures in italics indicate the base number of FP17s or Patient Questionnaire responses are less than 100. N/A is shown where the base number of responses is less than 10 during the period. % is calculated as Quantity/Base number\*100

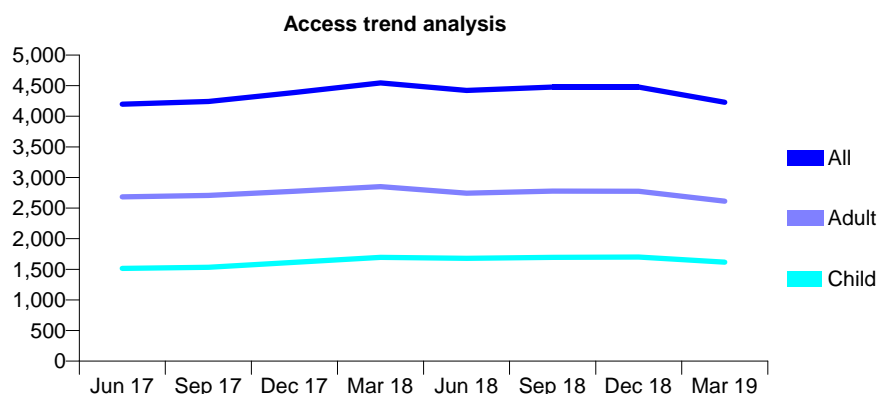
## Q46 - Vital Signs At a Glance Contract Report for 238821/0001 - Year end March 2019

Name or company name	MR AS HASNAIN
Contract type name	GDS Contract
Purpose of contract	General
Contract start date	01/04/2006
Contract end date	

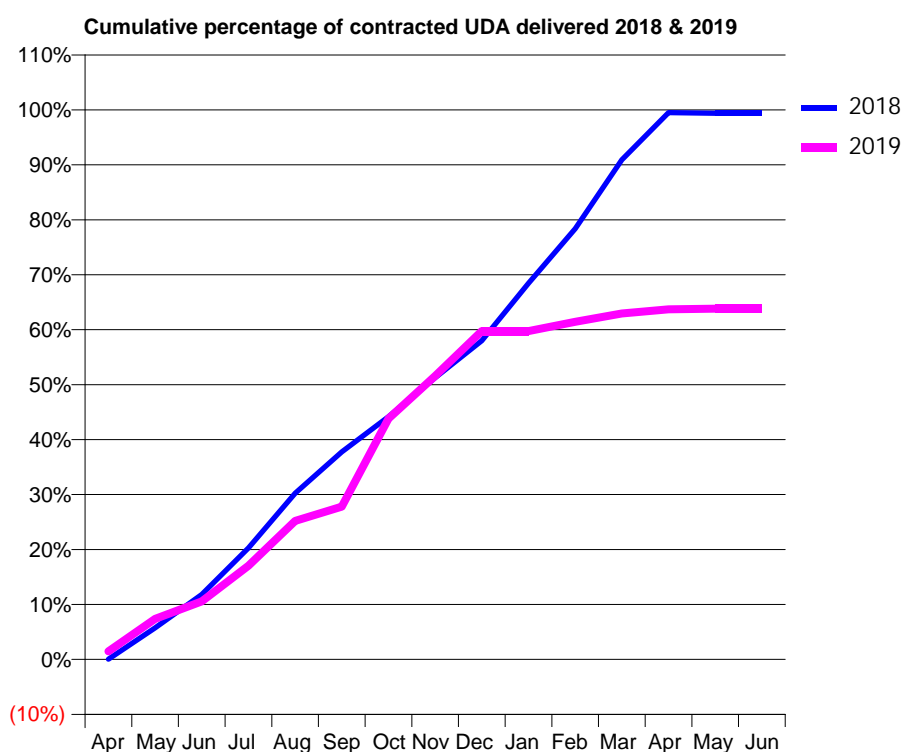
18/19 Contracted general activity (UDA)	13,879
Carry forward general activity (UDA)	87
18/19 Contracted orthodontic activity (UOA)	0
Carry forward orthodontic activity (UOA)	0
Baseline contract value	£479,866.87

### ACCESS\*

Patients seen in 24 months	Total	Change since previous quarter
Quarter ending March 2018	4,546	
Quarter ending June 2018	4,421	↓
Quarter ending September 2018	4,475	→
Quarter ending December 2018	4,475	→
Quarter ending March 2019	4,230	↓
<b>Variance since March 2018</b>	<b>(7.0%)</b>	<b>↓</b>



### ACTIVITY



Adjusted Scheduled Activity (UDA)		
Month	2018	2019
April	4	203
May	799	1,027
June	1,638	1,466
July	2,815	2,368
August	4,200	3,498
September	5,241	3,858
October	6,129	6,080
November	7,117	7,162
December	8,047	8,294
January	9,498	8,294
February	10,875	8,528
March	12,614	8,734
April	13,810	8,843
May	13,792	8,856
June	13,792	8,857

### QUALITY

	Quantity	Base Number	Contract	AT	Region	England
% of FP17s for the same patient ID Re-attending within 3 months - Children	218	1,753	12.4%	12.2%	12.3%	11.8%
% of FP17s for the same patient ID Re-attending within 3 months - Adults	335	2,344	14.3%	16.2%	15.9%	15.7%
% of FP17s for the same patient ID Re-attending between 3 & 9 months - Children	735	1,753	41.9%	58.0%	60.2%	58.9%
% of FP17s for the same patient ID Re-attending between 3 & 9 months - Adults	811	2,344	34.6%	50.9%	53.0%	50.8%
% of FP17s for Band 1 Urgent Courses	240	3,413	7.0%	10.1%	9.1%	9.1%
% of FP17s Relating to Free Repair or Replacements	0	3,413	0.0%	0.8%	1.0%	0.8%
% of FP17s Relating to Continuations	3	3,413	0.1%	0.9%	1.0%	0.9%
% of Patients satisfied with the dentistry they have received	1	2	N/A	92.8%	93.2%	92.5%
% of Patients satisfied with the time they had to wait for an appointment	1	2	N/A	86.8%	88.1%	87.0%

\* This is based on patients treated on this contract for their most recent course of treatment.

Figures in italics indicate the base number of FP17s or Patient Questionnaire responses are less than 100. N/A is shown where the base number of responses is less than 10 during the period. % is calculated as Quantity/Base number\*100

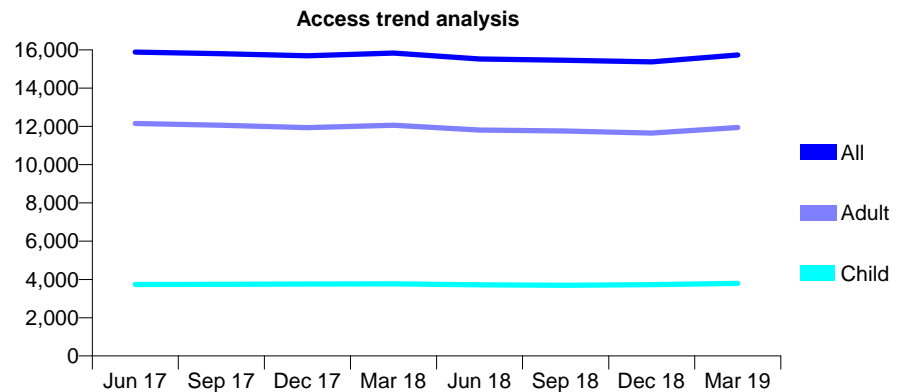
## Q46 - Vital Signs At a Glance Contract Report for 239615/0001 - Year end March 2019

Name or company name	MR RS SINGH
Contract type name	GDS Contract
Purpose of contract	General and Orthodontic
Contract start date	01/04/2006
Contract end date	

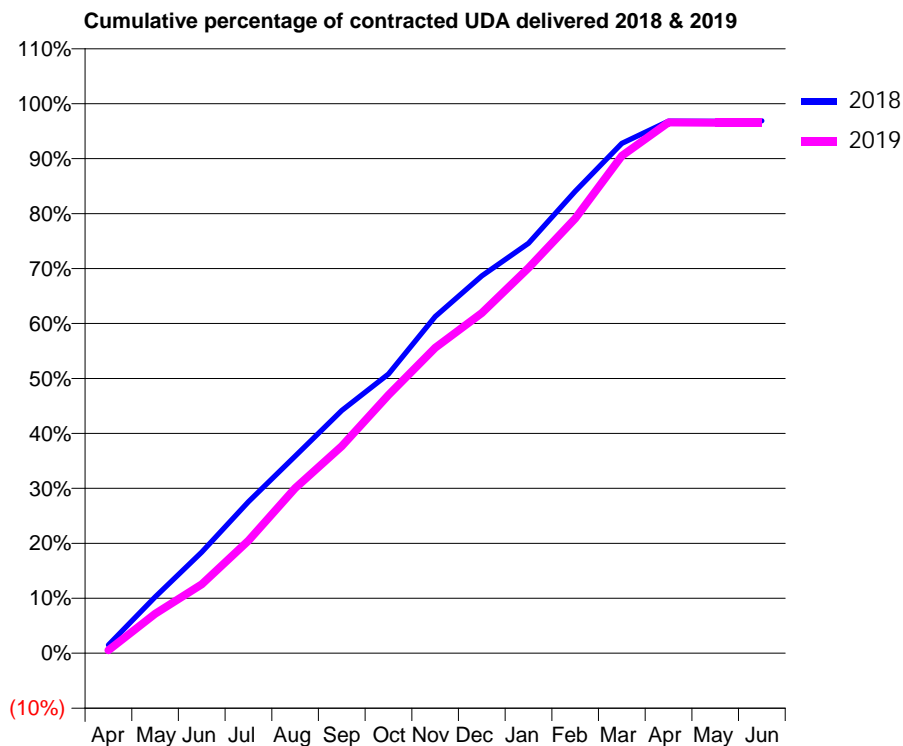
18/19 Contracted general activity (UDA)	39,521
Carry forward general activity (UDA)	1,238
18/19 Contracted orthodontic activity (UOA)	1,091
Carry forward orthodontic activity (UOA)	9
Baseline contract value	£1,410,903.19

### ACCESS\*

Patients seen in 24 months	Total	Change since previous quarter
Quarter ending March 2018	15,829	
Quarter ending June 2018	15,525	↓
Quarter ending September 2018	15,453	→
Quarter ending December 2018	15,377	→
Quarter ending March 2019	15,734	↑
<b>Variance since March 2018</b>	<b>(0.6%)</b>	→



### ACTIVITY



Adjusted Scheduled Activity (UDA)		
Month	2018	2019
April	585	218
May	4,049	2,840
June	7,275	4,951
July	10,901	8,099
August	14,179	11,864
September	17,455	14,886
October	20,075	18,571
November	24,212	21,963
December	27,134	24,462
January	29,488	27,708
February	33,224	31,268
March	36,659	35,765
April	38,257	38,170
May	38,256	38,142
June	38,283	38,149

### QUALITY

	Quantity	Base Number	Contract	AT	Region	England
% of FP17s for the same patient ID Re-attending within 3 months - Children	427	4,611	9.3%	12.2%	12.3%	11.8%
% of FP17s for the same patient ID Re-attending within 3 months - Adults	2,474	15,036	16.5%	16.2%	15.9%	15.7%
% of FP17s for the same patient ID Re-attending between 3 & 9 months - Children	1,982	4,611	43.0%	58.0%	60.2%	58.9%
% of FP17s for the same patient ID Re-attending between 3 & 9 months - Adults	7,039	15,036	46.8%	50.9%	53.0%	50.8%
% of FP17s for Band 1 Urgent Courses	1,693	18,967	8.9%	10.1%	9.1%	9.1%
% of FP17s Relating to Free Repair or Replacements	160	18,967	0.8%	0.8%	1.0%	0.8%
% of FP17s Relating to Continuations	81	18,967	0.4%	0.9%	1.0%	0.9%
% of Patients satisfied with the dentistry they have received	3	3	N/A	92.8%	93.2%	92.5%
% of Patients satisfied with the time they had to wait for an appointment	2	3	N/A	86.8%	88.1%	87.0%

\* This is based on patients treated on this contract for their most recent course of treatment. Figures in italics indicate the base number of FP17s or Patient Questionnaire responses are less than 100. N/A is shown where the base number of responses is less than 10 during the period. % is calculated as Quantity/Base number\*100



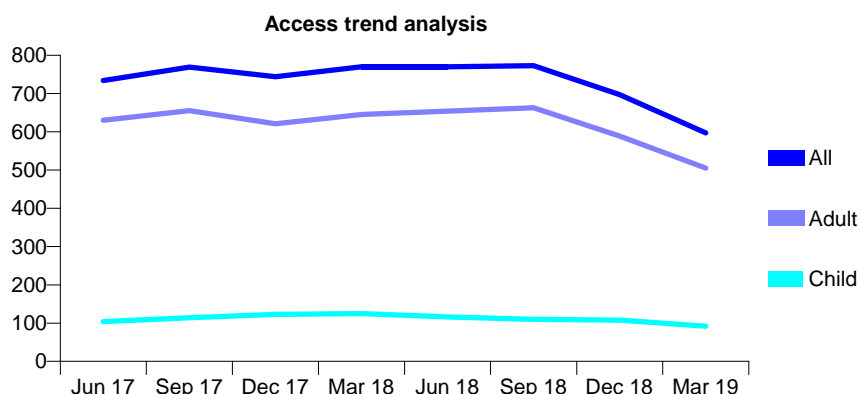
## Q46 - Vital Signs At a Glance Contract Report for 239615/0006 - Year end March 2019

Name or company name	MR RS SINGH
Contract type name	PDS Contract
Purpose of contract	General
Contract start date	01/05/2010
Contract end date	31/03/2019

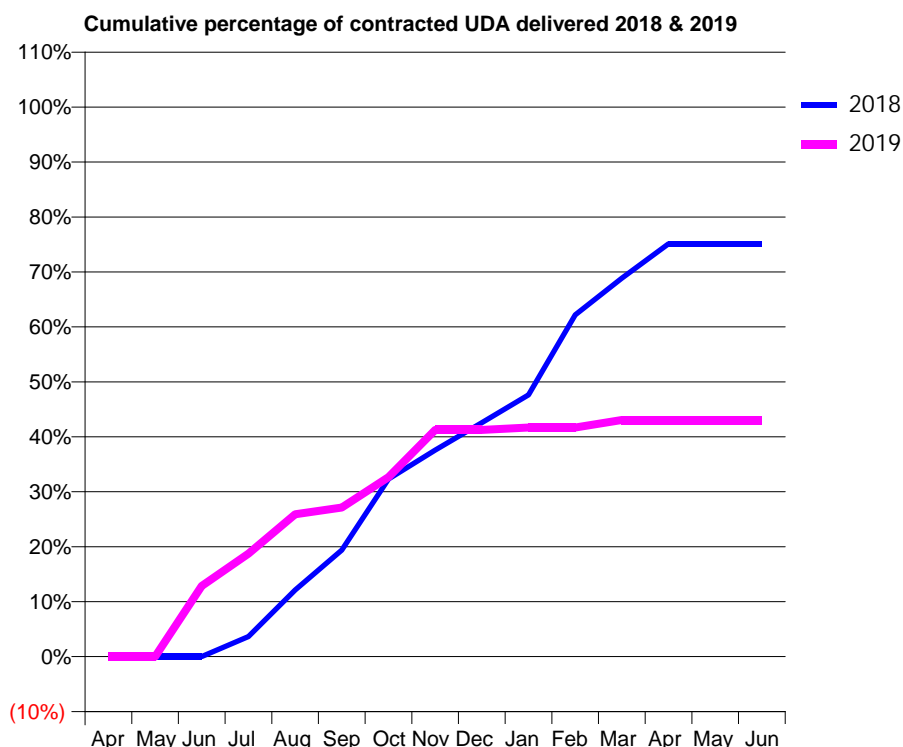
18/19 Contracted general activity (UDA)	1,344
Carry forward general activity (UDA)	0
18/19 Contracted orthodontic activity (UOA)	0
Carry forward orthodontic activity (UOA)	0
Baseline contract value	£92,449.52

### ACCESS\*

Patients seen in 24 months	Total	Change since previous quarter
Quarter ending March 2018	770	
Quarter ending June 2018	770	→
Quarter ending September 2018	773	→
Quarter ending December 2018	697	↓
Quarter ending March 2019	597	↓
<b>Variance since March 2018</b>	<b>(22.5%)</b>	<b>↓</b>



### ACTIVITY



Adjusted Scheduled Activity (UDA)		
Month	2018	2019
April	0	0
May	0	0
June	0	173
July	49	252
August	163	348
September	260	365
October	434	439
November	505	555
December	572	555
January	640	561
February	836	561
March	926	579
April	1,010	579
May	1,010	579
June	1,010	579

### QUALITY

	Quantity	Base Number	Contract	AT	Region	England
% of FP17s for the same patient ID Re-attending within 3 months - Children	0	109	0.0%	12.2%	12.3%	11.8%
% of FP17s for the same patient ID Re-attending within 3 months - Adults	5	470	1.1%	16.2%	15.9%	15.7%
% of FP17s for the same patient ID Re-attending between 3 & 9 months - Children	0	109	0.0%	58.0%	60.2%	58.9%
% of FP17s for the same patient ID Re-attending between 3 & 9 months - Adults	4	470	0.9%	50.9%	53.0%	50.8%
% of FP17s for Band 1 Urgent Courses	491	496	99.0%	10.1%	9.1%	9.1%
% of FP17s Relating to Free Repair or Replacements	0	496	0.0%	0.8%	1.0%	0.8%
% of FP17s Relating to Continuations	0	496	0.0%	0.9%	1.0%	0.9%
% of Patients satisfied with the dentistry they have received	0	0	N/A	92.8%	93.2%	92.5%
% of Patients satisfied with the time they had to wait for an appointment	0	0	N/A	86.8%	88.1%	87.0%

\* This is based on patients treated on this contract for their most recent course of treatment.  
 Figures in *italics* indicate the base number of FP17s or Patient Questionnaire responses are less than 100. N/A is shown where the base number of responses is less than 10 during the period. % is calculated as Quantity/Base number\*100

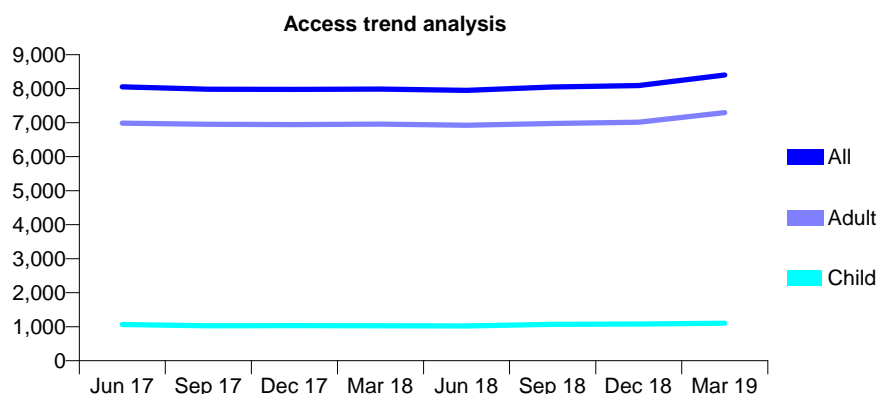
## Q46 - Vital Signs At a Glance Contract Report for 243698/0001 - Year end March 2019

Name or company name	Manchester DP Ltd
Contract type name	GDS Contract
Purpose of contract	General
Contract start date	01/04/2006
Contract end date	

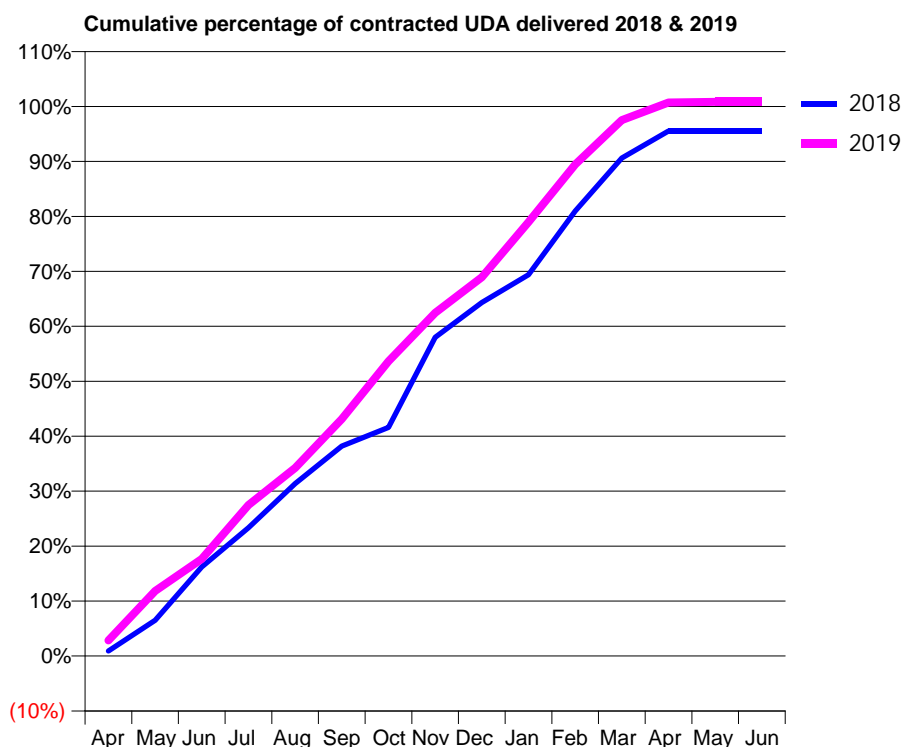
18/19 Contracted general activity (UDA)	26,900
Carry forward general activity (UDA)	0
18/19 Contracted orthodontic activity (UOA)	0
Carry forward orthodontic activity (UOA)	0
Baseline contract value	£815,150.14

### ACCESS\*

Patients seen in 24 months	Total	Change since previous quarter
Quarter ending March 2018	7,987	
Quarter ending June 2018	7,951	→
Quarter ending September 2018	8,049	→
Quarter ending December 2018	8,093	→
Quarter ending March 2019	8,401	↑
<b>Variance since March 2018</b>	<b>5.2%</b>	<b>↑</b>



### ACTIVITY



Adjusted Scheduled Activity (UDA)		
Month	2018	2019
April	245	768
May	1,751	3,190
June	4,354	4,750
July	6,282	7,390
August	8,446	9,208
September	10,270	11,597
October	11,192	14,432
November	15,604	16,796
December	17,302	18,533
January	18,668	21,242
February	21,781	24,061
March	24,377	26,234
April	25,695	27,092
May	25,696	27,125
June	25,699	27,125

### QUALITY

	Quantity	Base Number	Contract	AT	Region	England
% of FP17s for the same patient ID Re-attending within 3 months - Children	97	1,465	6.6%	12.2%	12.3%	11.8%
% of FP17s for the same patient ID Re-attending within 3 months - Adults	1,085	8,951	12.1%	16.2%	15.9%	15.7%
% of FP17s for the same patient ID Re-attending between 3 & 9 months - Children	841	1,465	57.4%	58.0%	60.2%	58.9%
% of FP17s for the same patient ID Re-attending between 3 & 9 months - Adults	4,493	8,951	50.2%	50.9%	53.0%	50.8%
% of FP17s for Band 1 Urgent Courses	1,035	9,646	10.7%	10.1%	9.1%	9.1%
% of FP17s Relating to Free Repair or Replacements	92	9,646	1.0%	0.8%	1.0%	0.8%
% of FP17s Relating to Continuations	49	9,646	0.5%	0.9%	1.0%	0.9%
% of Patients satisfied with the dentistry they have received	0	1	N/A	92.8%	93.2%	92.5%
% of Patients satisfied with the time they had to wait for an appointment	0	1	N/A	86.8%	88.1%	87.0%

\* This is based on patients treated on this contract for their most recent course of treatment.

Figures in italics indicate the base number of FP17s or Patient Questionnaire responses are less than 100. N/A is shown where the base number of responses is less than 10 during the period. % is calculated as Quantity/Base number\*100

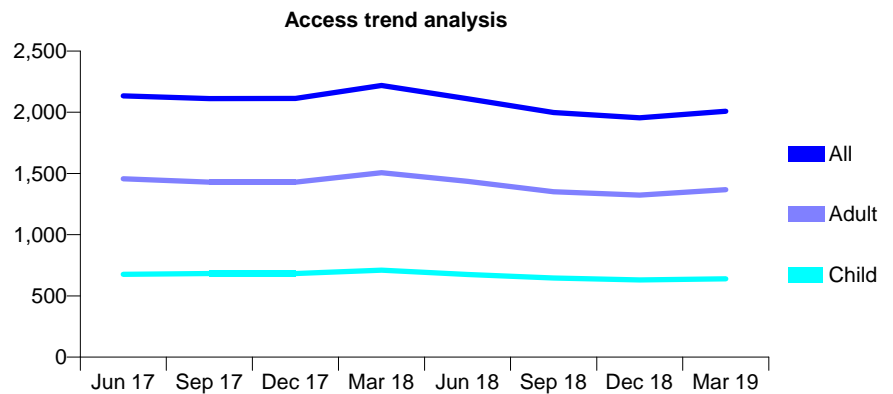
## Q46 - Vital Signs At a Glance Contract Report for 243698/0002 - Year end March 2019

Name or company name	MR A SALEEM PARTNERSHIP
Contract type name	GDS Contract
Purpose of contract	General
Contract start date	10/10/2008
Contract end date	

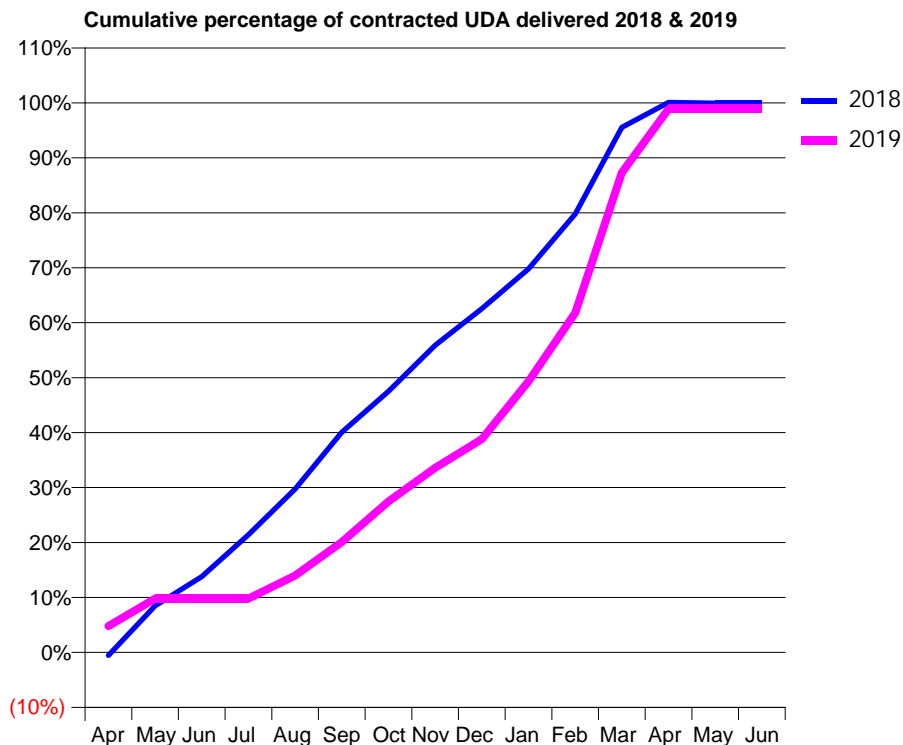
18/19 Contracted general activity (UDA)	6,803
Carry forward general activity (UDA)	3
18/19 Contracted orthodontic activity (UOA)	0
Carry forward orthodontic activity (UOA)	0
Baseline contract value	£184,204.16

### ACCESS\*

Patients seen in 24 months	Total	Change since previous quarter
Quarter ending March 2018	2,218	
Quarter ending June 2018	2,111	↓
Quarter ending September 2018	1,998	↓
Quarter ending December 2018	1,955	↓
Quarter ending March 2019	2,008	↑
<b>Variance since March 2018</b>	<b>(9.5%)</b>	<b>↓</b>



### ACTIVITY



Adjusted Scheduled Activity (UDA)		
Month	2018	2019
April	-37	325
May	578	668
June	938	668
July	1,456	668
August	2,024	952
September	2,725	1,366
October	3,233	1,869
November	3,802	2,286
December	4,254	2,641
January	4,748	3,355
February	5,428	4,202
March	6,498	5,939
April	6,807	6,727
May	6,800	6,727
June	6,800	6,726

### QUALITY

	Quantity	Base Number	Contract	AT	Region	England
% of FP17s for the same patient ID Re-attending within 3 months - Children	33	772	4.3%	12.2%	12.3%	11.8%
% of FP17s for the same patient ID Re-attending within 3 months - Adults	171	1,555	11.0%	16.2%	15.9%	15.7%
% of FP17s for the same patient ID Re-attending between 3 & 9 months - Children	406	772	52.6%	58.0%	60.2%	58.9%
% of FP17s for the same patient ID Re-attending between 3 & 9 months - Adults	724	1,555	46.6%	50.9%	53.0%	50.8%
% of FP17s for Band 1 Urgent Courses	94	2,331	4.0%	10.1%	9.1%	9.1%
% of FP17s Relating to Free Repair or Replacements	4	2,331	0.2%	0.8%	1.0%	0.8%
% of FP17s Relating to Continuations	30	2,331	1.3%	0.9%	1.0%	0.9%
% of Patients satisfied with the dentistry they have received	0	0	N/A	92.8%	93.2%	92.5%
% of Patients satisfied with the time they had to wait for an appointment	0	0	N/A	86.8%	88.1%	87.0%

\* This is based on patients treated on this contract for their most recent course of treatment. Figures in italics indicate the base number of FP17s or Patient Questionnaire responses are less than 100. N/A is shown where the base number of responses is less than 10 during the period. % is calculated as Quantity/Base number\*100

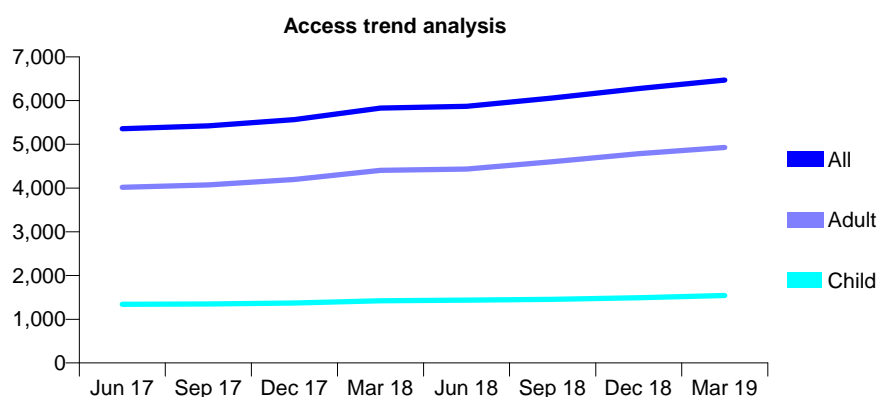
## Q46 - Vital Signs At a Glance Contract Report for 245372/0005 - Year end March 2019

Name or company name	Smile Manchester
Contract type name	GDS Contract
Purpose of contract	General
Contract start date	18/12/2008
Contract end date	

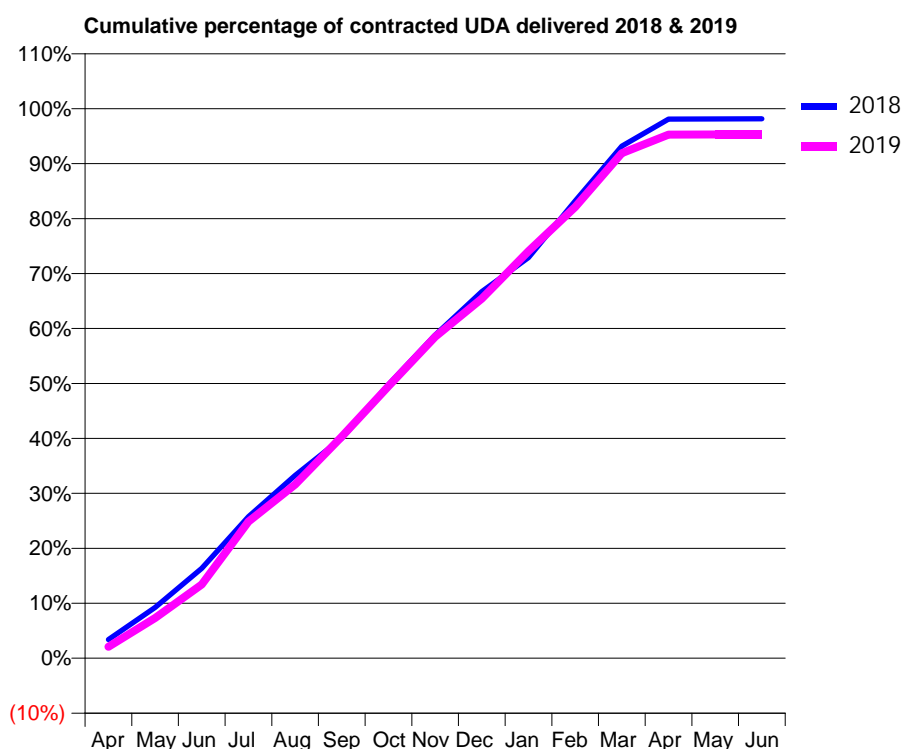
18/19 Contracted general activity (UDA)	20,000
Carry forward general activity (UDA)	372
18/19 Contracted orthodontic activity (UOA)	0
Carry forward orthodontic activity (UOA)	0
Baseline contract value	£502,826.96

### ACCESS\*

Patients seen in 24 months	Total	Change since previous quarter
Quarter ending March 2018	5,829	
Quarter ending June 2018	5,869	→
Quarter ending September 2018	6,058	↑
Quarter ending December 2018	6,275	↑
Quarter ending March 2019	6,467	↑
<b>Variance since March 2018</b>	<b>10.9%</b>	<b>↑</b>



### ACTIVITY



Adjusted Scheduled Activity (UDA)		
Month	2018	2019
April	682	415
May	1,851	1,463
June	3,269	2,682
July	5,150	4,973
August	6,655	6,322
September	8,005	8,065
October	9,955	9,899
November	11,763	11,698
December	13,340	13,086
January	14,580	14,815
February	16,642	16,422
March	18,635	18,378
April	19,620	19,052
May	19,624	19,060
June	19,628	19,063

### QUALITY

	Quantity	Base Number	Contract	AT	Region	England
% of FP17s for the same patient ID Re-attending within 3 months - Children	201	2,570	7.8%	12.2%	12.3%	11.8%
% of FP17s for the same patient ID Re-attending within 3 months - Adults	972	7,536	12.9%	16.2%	15.9%	15.7%
% of FP17s for the same patient ID Re-attending between 3 & 9 months - Children	1,858	2,570	72.3%	58.0%	60.2%	58.9%
% of FP17s for the same patient ID Re-attending between 3 & 9 months - Adults	4,829	7,536	64.1%	50.9%	53.0%	50.8%
% of FP17s for Band 1 Urgent Courses	817	9,925	8.2%	10.1%	9.1%	9.1%
% of FP17s Relating to Free Repair or Replacements	82	9,925	0.8%	0.8%	1.0%	0.8%
% of FP17s Relating to Continuations	25	9,925	0.3%	0.9%	1.0%	0.9%
% of Patients satisfied with the dentistry they have received	2	2	N/A	92.8%	93.2%	92.5%
% of Patients satisfied with the time they had to wait for an appointment	2	2	N/A	86.8%	88.1%	87.0%

\* This is based on patients treated on this contract for their most recent course of treatment. Figures in italics indicate the base number of FP17s or Patient Questionnaire responses are less than 100. N/A is shown where the base number of responses is less than 10 during the period. % is calculated as Quantity/Base number\*100

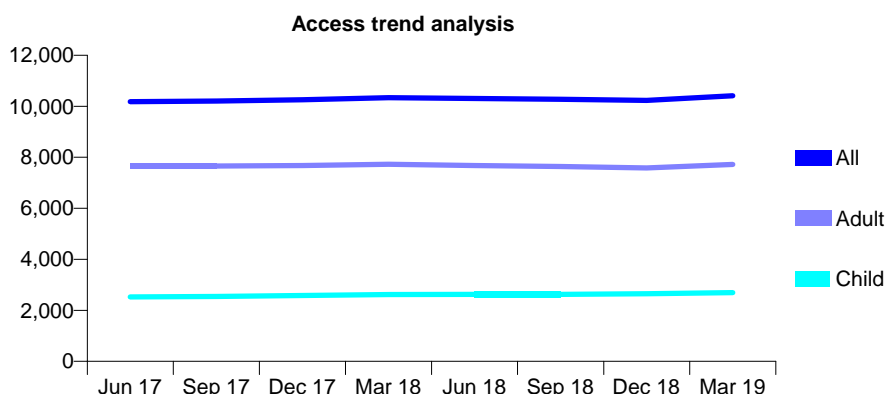
## Q46 - Vital Signs At a Glance Contract Report for 245372/0006 - Year end March 2019

Name or company name	MR KK SARANGI
Contract type name	GDS Contract
Purpose of contract	General
Contract start date	01/04/2011
Contract end date	

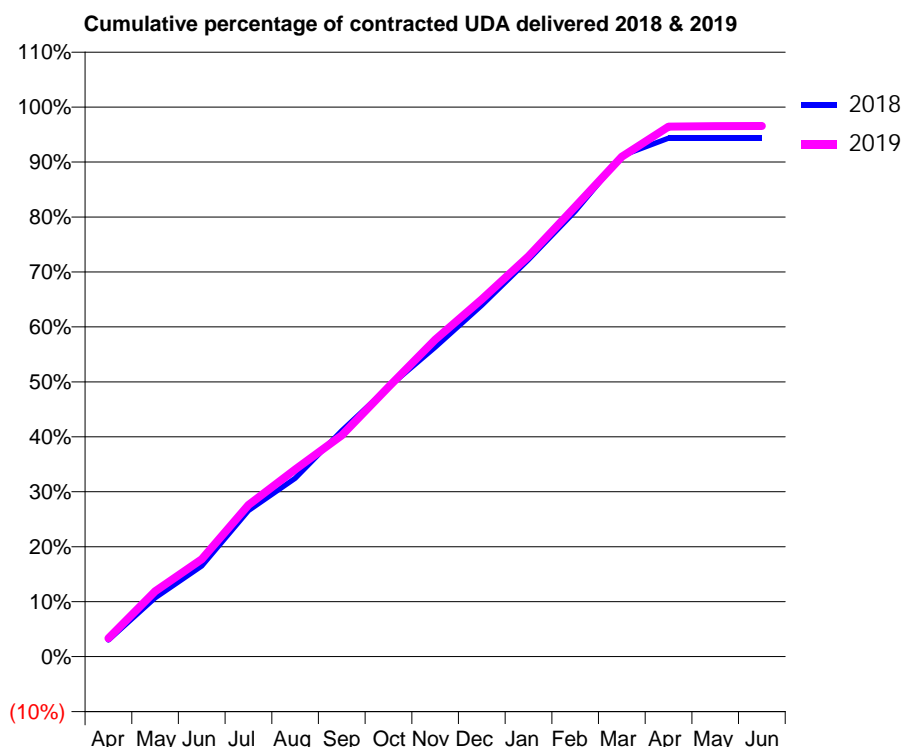
18/19 Contracted general activity (UDA)	29,210
Carry forward general activity (UDA)	0
18/19 Contracted orthodontic activity (UOA)	0
Carry forward orthodontic activity (UOA)	0
Baseline contract value	£734,379.59

### ACCESS\*

Patients seen in 24 months	Total	Change since previous quarter
Quarter ending March 2018	10,340	
Quarter ending June 2018	10,305	→
Quarter ending September 2018	10,272	→
Quarter ending December 2018	10,232	→
Quarter ending March 2019	10,413	→
<b>Variance since March 2018</b>	<b>0.7%</b>	<b>→</b>



### ACTIVITY



Adjusted Scheduled Activity (UDA)		
Month	2018	2019
April	882	971
May	3,130	3,475
June	4,820	5,179
July	7,764	8,063
August	9,477	9,951
September	12,005	11,762
October	14,327	14,329
November	16,451	16,848
December	18,678	18,992
January	21,098	21,279
February	23,679	23,918
March	26,621	26,568
April	27,558	28,167
May	27,558	28,197
June	27,558	28,198

### QUALITY

	Quantity	Base Number	Contract	AT	Region	England
% of FP17s for the same patient ID Re-attending within 3 months - Children	235	4,219	5.6%	12.2%	12.3%	11.8%
% of FP17s for the same patient ID Re-attending within 3 months - Adults	1,437	11,938	12.0%	16.2%	15.9%	15.7%
% of FP17s for the same patient ID Re-attending between 3 & 9 months - Children	2,909	4,219	68.9%	58.0%	60.2%	58.9%
% of FP17s for the same patient ID Re-attending between 3 & 9 months - Adults	7,927	11,938	66.4%	50.9%	53.0%	50.8%
% of FP17s for Band 1 Urgent Courses	676	16,353	4.1%	10.1%	9.1%	9.1%
% of FP17s Relating to Free Repair or Replacements	173	16,353	1.1%	0.8%	1.0%	0.8%
% of FP17s Relating to Continuations	277	16,353	1.7%	0.9%	1.0%	0.9%
% of Patients satisfied with the dentistry they have received	0	0	N/A	92.8%	93.2%	92.5%
% of Patients satisfied with the time they had to wait for an appointment	0	0	N/A	86.8%	88.1%	87.0%

\* This is based on patients treated on this contract for their most recent course of treatment.

Figures in *italics* indicate the base number of FP17s or Patient Questionnaire responses are less than 100. N/A is shown where the base number of responses is less than 10 during the period. % is calculated as Quantity/Base number\*100

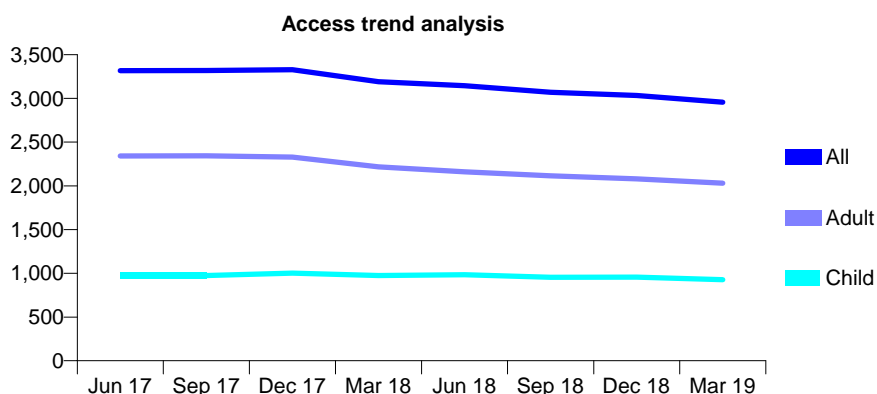
## Q46 - Vital Signs At a Glance Contract Report for 245658/0001 - Year end March 2019

Name or company name	MR K HAMEED
Contract type name	GDS Contract
Purpose of contract	General
Contract start date	01/04/2006
Contract end date	

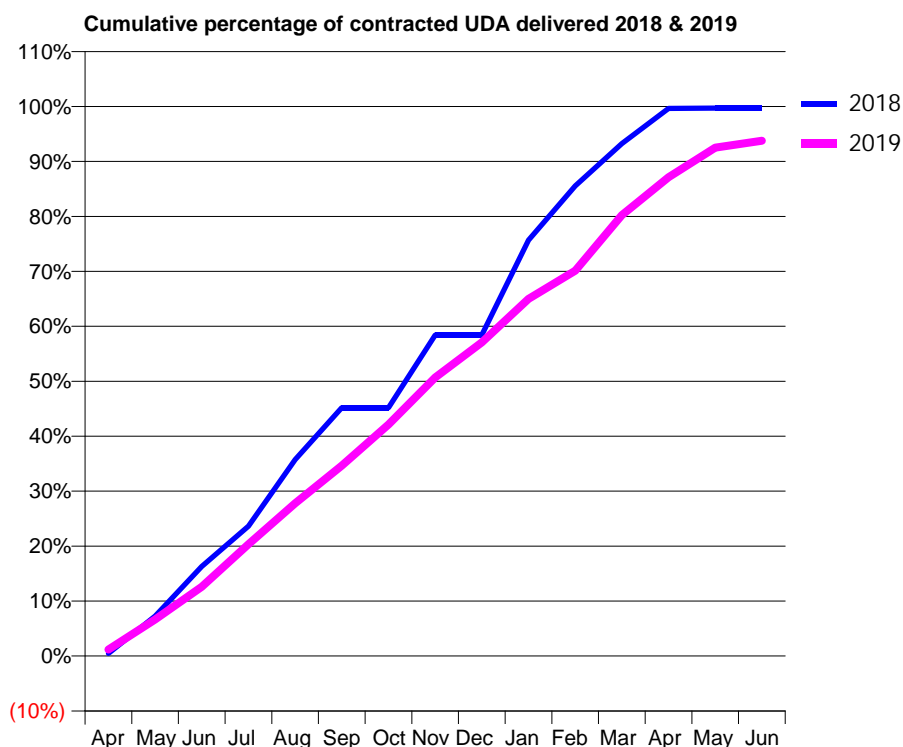
18/19 Contracted general activity (UDA)	8,433
Carry forward general activity (UDA)	26
18/19 Contracted orthodontic activity (UOA)	0
Carry forward orthodontic activity (UOA)	0
Baseline contract value	£234,547.26

### ACCESS\*

Patients seen in 24 months	Total	Change since previous quarter
Quarter ending March 2018	3,191	
Quarter ending June 2018	3,146	↓
Quarter ending September 2018	3,069	↓
Quarter ending December 2018	3,034	↓
Quarter ending March 2019	2,957	↓
<b>Variance since March 2018</b>	<b>(7.3%)</b>	<b>↓</b>



### ACTIVITY



Adjusted Scheduled Activity (UDA)		
Month	2018	2019
April	42	99
May	612	562
June	1,373	1,064
July	1,994	1,715
August	3,015	2,344
September	3,811	2,921
October	3,811	3,553
November	4,924	4,274
December	4,924	4,812
January	6,382	5,481
February	7,215	5,912
March	7,863	6,765
April	8,402	7,348
May	8,407	7,800
June	8,407	7,907

### QUALITY

	Quantity	Base Number	Contract	AT	Region	England
% of FP17s for the same patient ID Re-attending within 3 months - Children	169	1,482	11.4%	12.2%	12.3%	11.8%
% of FP17s for the same patient ID Re-attending within 3 months - Adults	418	2,673	15.6%	16.2%	15.9%	15.7%
% of FP17s for the same patient ID Re-attending between 3 & 9 months - Children	954	1,482	64.4%	58.0%	60.2%	58.9%
% of FP17s for the same patient ID Re-attending between 3 & 9 months - Adults	1,478	2,673	55.3%	50.9%	53.0%	50.8%
% of FP17s for Band 1 Urgent Courses	337	4,413	7.6%	10.1%	9.1%	9.1%
% of FP17s Relating to Free Repair or Replacements	0	4,413	0.0%	0.8%	1.0%	0.8%
% of FP17s Relating to Continuations	62	4,413	1.4%	0.9%	1.0%	0.9%
% of Patients satisfied with the dentistry they have received	0	0	N/A	92.8%	93.2%	92.5%
% of Patients satisfied with the time they had to wait for an appointment	0	0	N/A	86.8%	88.1%	87.0%

\* This is based on patients treated on this contract for their most recent course of treatment.

Figures in italics indicate the base number of FP17s or Patient Questionnaire responses are less than 100. N/A is shown where the base number of responses is less than 10 during the period. % is calculated as Quantity/Base number\*100

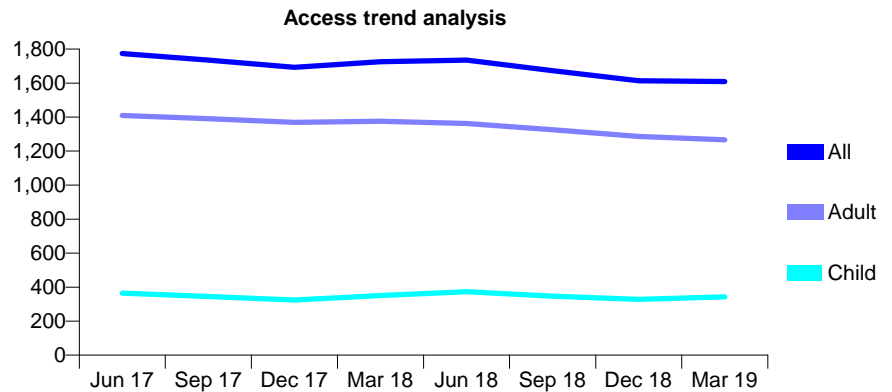
## Q46 - Vital Signs At a Glance Contract Report for 246441/0001 - Year end March 2019

Name or company name	MR R KEIGHOBADI
Contract type name	GDS Contract
Purpose of contract	General
Contract start date	01/04/2006
Contract end date	

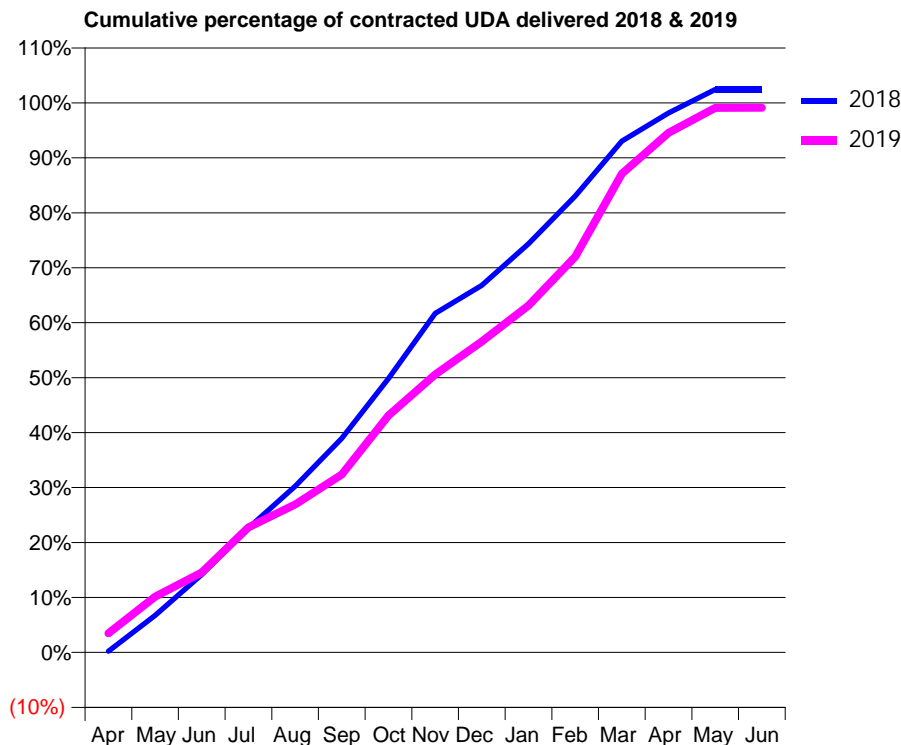
18/19 Contracted general activity (UDA)	5,431
Carry forward general activity (UDA)	-109
18/19 Contracted orthodontic activity (UOA)	0
Carry forward orthodontic activity (UOA)	0
Baseline contract value	£145,652.52

### ACCESS\*

Patients seen in 24 months	Total	Change since previous quarter
Quarter ending March 2018	1,726	
Quarter ending June 2018	1,735	→
Quarter ending September 2018	1,673	↓
Quarter ending December 2018	1,614	↓
Quarter ending March 2019	1,609	→
<b>Variance since March 2018</b>	<b>(6.8%)</b>	<b>↓</b>



### ACTIVITY



Adjusted Scheduled Activity (UDA)		
Month	2018	2019
April	13	189
May	365	552
June	770	790
July	1,231	1,236
August	1,642	1,463
September	2,116	1,759
October	2,707	2,342
November	3,351	2,746
December	3,627	3,073
January	4,039	3,428
February	4,509	3,911
March	5,052	4,729
April	5,330	5,135
May	5,563	5,382
June	5,563	5,383

### QUALITY

	Quantity	Base Number	Contract	AT	Region	England
% of FP17s for the same patient ID Re-attending within 3 months - Children	29	430	6.7%	12.2%	12.3%	11.8%
% of FP17s for the same patient ID Re-attending within 3 months - Adults	217	1,502	14.4%	16.2%	15.9%	15.7%
% of FP17s for the same patient ID Re-attending between 3 & 9 months - Children	178	430	41.4%	58.0%	60.2%	58.9%
% of FP17s for the same patient ID Re-attending between 3 & 9 months - Adults	587	1,502	39.1%	50.9%	53.0%	50.8%
% of FP17s for Band 1 Urgent Courses	157	1,952	8.0%	10.1%	9.1%	9.1%
% of FP17s Relating to Free Repair or Replacements	4	1,952	0.2%	0.8%	1.0%	0.8%
% of FP17s Relating to Continuations	11	1,952	0.6%	0.9%	1.0%	0.9%
% of Patients satisfied with the dentistry they have received	2	2	N/A	92.8%	93.2%	92.5%
% of Patients satisfied with the time they had to wait for an appointment	2	2	N/A	86.8%	88.1%	87.0%

\* This is based on patients treated on this contract for their most recent course of treatment. Figures in italics indicate the base number of FP17s or Patient Questionnaire responses are less than 100. N/A is shown where the base number of responses is less than 10 during the period. % is calculated as Quantity/Base number\*100



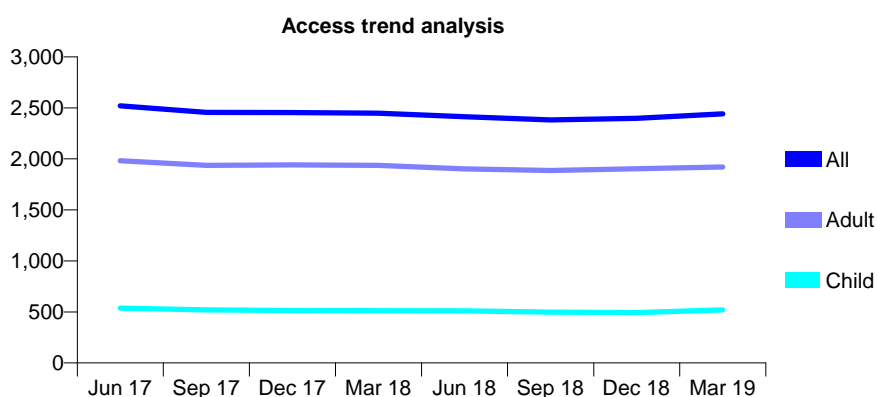
## Q46 - Vital Signs At a Glance Contract Report for 253081/0001 - Year end March 2019

Name or company name	MISS GM Zverblis
Contract type name	GDS Contract
Purpose of contract	General
Contract start date	01/04/2006
Contract end date	

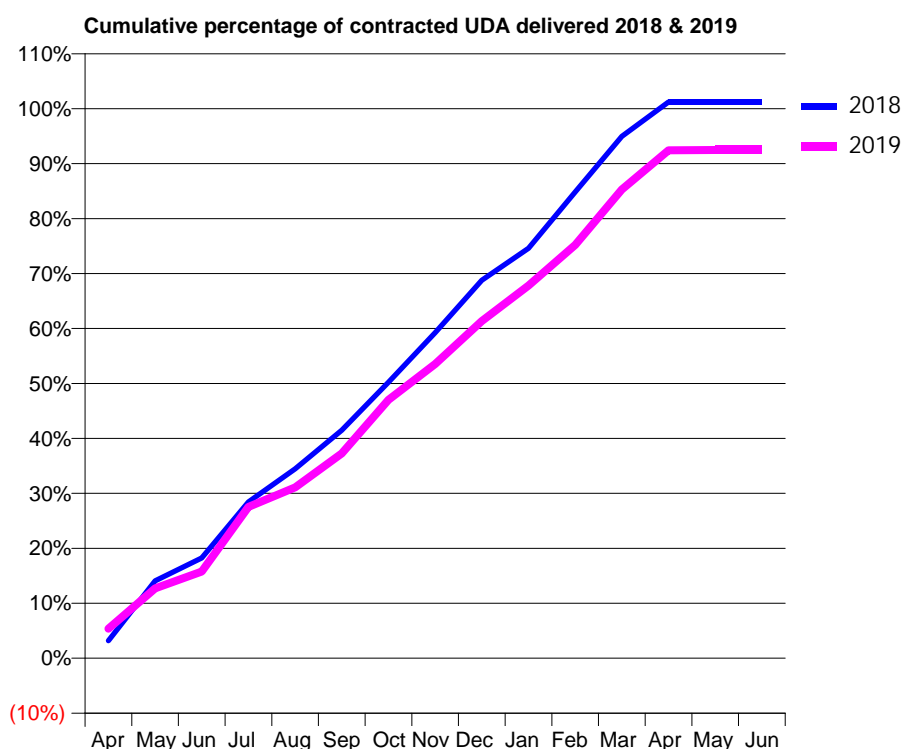
18/19 Contracted general activity (UDA)	8,542
Carry forward general activity (UDA)	-103
18/19 Contracted orthodontic activity (UOA)	0
Carry forward orthodontic activity (UOA)	0
Baseline contract value	£214,757.38

### ACCESS\*

Patients seen in 24 months	Total	Change since previous quarter
Quarter ending March 2018	2,448	
Quarter ending June 2018	2,414	↓
Quarter ending September 2018	2,383	↓
Quarter ending December 2018	2,398	→
Quarter ending March 2019	2,441	→
<b>Variance since March 2018</b>	<b>(0.3%)</b>	<b>→</b>



### ACTIVITY



Adjusted Scheduled Activity (UDA)		
Month	2018	2019
April	273	460
May	1,203	1,088
June	1,560	1,348
July	2,429	2,351
August	2,945	2,657
September	3,543	3,184
October	4,289	4,016
November	5,060	4,573
December	5,874	5,240
January	6,370	5,793
February	7,247	6,426
March	8,110	7,284
April	8,645	7,895
May	8,645	7,898
June	8,645	7,898

### QUALITY

	Quantity	Base Number	Contract	AT	Region	England
% of FP17s for the same patient ID Re-attending within 3 months - Children	23	791	2.9%	12.2%	12.3%	11.8%
% of FP17s for the same patient ID Re-attending within 3 months - Adults	439	3,146	14.0%	16.2%	15.9%	15.7%
% of FP17s for the same patient ID Re-attending between 3 & 9 months - Children	527	791	66.6%	58.0%	60.2%	58.9%
% of FP17s for the same patient ID Re-attending between 3 & 9 months - Adults	1,776	3,146	56.5%	50.9%	53.0%	50.8%
% of FP17s for Band 1 Urgent Courses	376	4,003	9.4%	10.1%	9.1%	9.1%
% of FP17s Relating to Free Repair or Replacements	50	4,003	1.2%	0.8%	1.0%	0.8%
% of FP17s Relating to Continuations	27	4,003	0.7%	0.9%	1.0%	0.9%
% of Patients satisfied with the dentistry they have received	1	1	N/A	92.8%	93.2%	92.5%
% of Patients satisfied with the time they had to wait for an appointment	1	1	N/A	86.8%	88.1%	87.0%

\* This is based on patients treated on this contract for their most recent course of treatment.

Figures in italics indicate the base number of FP17s or Patient Questionnaire responses are less than 100. N/A is shown where the base number of responses is less than 10 during the period. % is calculated as Quantity/Base number\*100

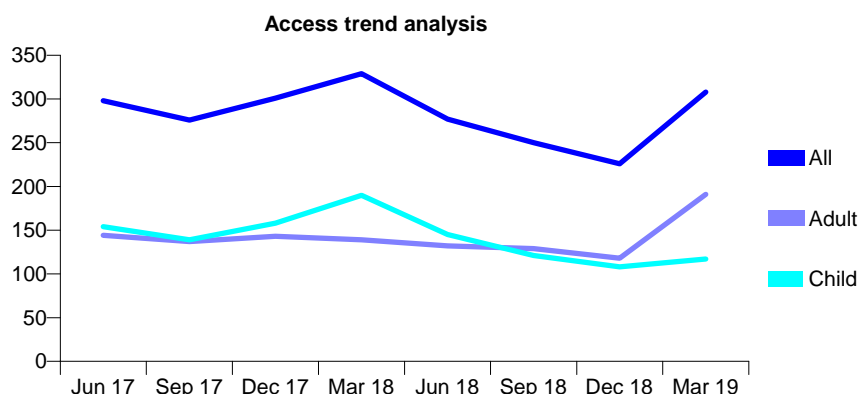
## Q46 - Vital Signs At a Glance Contract Report for 253081/0003 - Year end March 2019

Name or company name	MISS GM Zverblis
Contract type name	GDS Contract
Purpose of contract	General
Contract start date	14/09/2015
Contract end date	

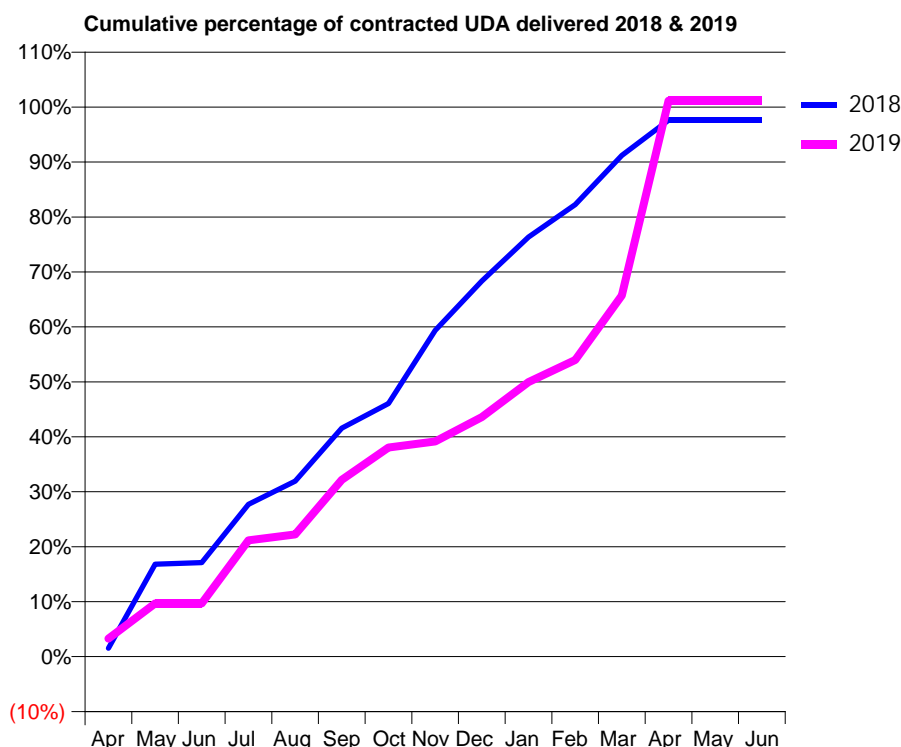
18/19 Contracted general activity (UDA)	730
Carry forward general activity (UDA)	17
18/19 Contracted orthodontic activity (UOA)	0
Carry forward orthodontic activity (UOA)	0
Baseline contract value	£18,353.18

### ACCESS\*

Patients seen in 24 months	Total	Change since previous quarter
Quarter ending March 2018	329	
Quarter ending June 2018	277	↓
Quarter ending September 2018	250	↓
Quarter ending December 2018	226	↓
Quarter ending March 2019	308	↑
<b>Variance since March 2018</b>	<b>(6.4%)</b>	<b>↓</b>



### ACTIVITY



Adjusted Scheduled Activity (UDA)		
Month	2018	2019
April	11	24
May	123	71
June	125	71
July	202	154
August	233	162
September	304	235
October	336	278
November	433	286
December	499	318
January	557	365
February	600	394
March	666	480
April	713	738
May	713	738
June	713	738

### QUALITY

	Quantity	Base Number	Contract	AT	Region	England
% of FP17s for the same patient ID Re-attending within 3 months - Children	3	158	1.9%	12.2%	12.3%	11.8%
% of FP17s for the same patient ID Re-attending within 3 months - Adults	4	161	2.5%	16.2%	15.9%	15.7%
% of FP17s for the same patient ID Re-attending between 3 & 9 months - Children	61	158	38.6%	58.0%	60.2%	58.9%
% of FP17s for the same patient ID Re-attending between 3 & 9 months - Adults	29	161	18.0%	50.9%	53.0%	50.8%
% of FP17s for Band 1 Urgent Courses	28	392	7.1%	10.1%	9.1%	9.1%
% of FP17s Relating to Free Repair or Replacements	0	392	0.0%	0.8%	1.0%	0.8%
% of FP17s Relating to Continuations	0	392	0.0%	0.9%	1.0%	0.9%
% of Patients satisfied with the dentistry they have received	0	0	N/A	92.8%	93.2%	92.5%
% of Patients satisfied with the time they had to wait for an appointment	0	0	N/A	86.8%	88.1%	87.0%

\* This is based on patients treated on this contract for their most recent course of treatment.  
 Figures in *italics* indicate the base number of FP17s or Patient Questionnaire responses are less than 100. N/A is shown where the base number of responses is less than 10 during the period. % is calculated as Quantity/Base number\*100

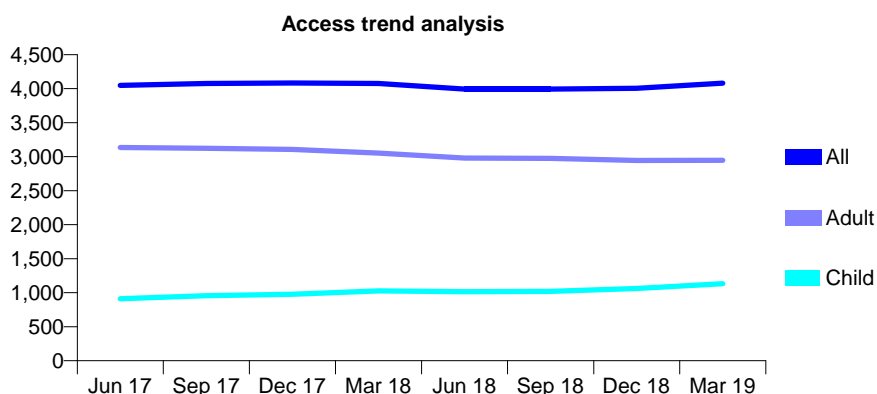
## Q46 - Vital Signs At a Glance Contract Report for 258873/0001 - Year end March 2019

Name or company name	MR VK AGGARWAL
Contract type name	GDS Contract
Purpose of contract	General
Contract start date	01/04/2012
Contract end date	

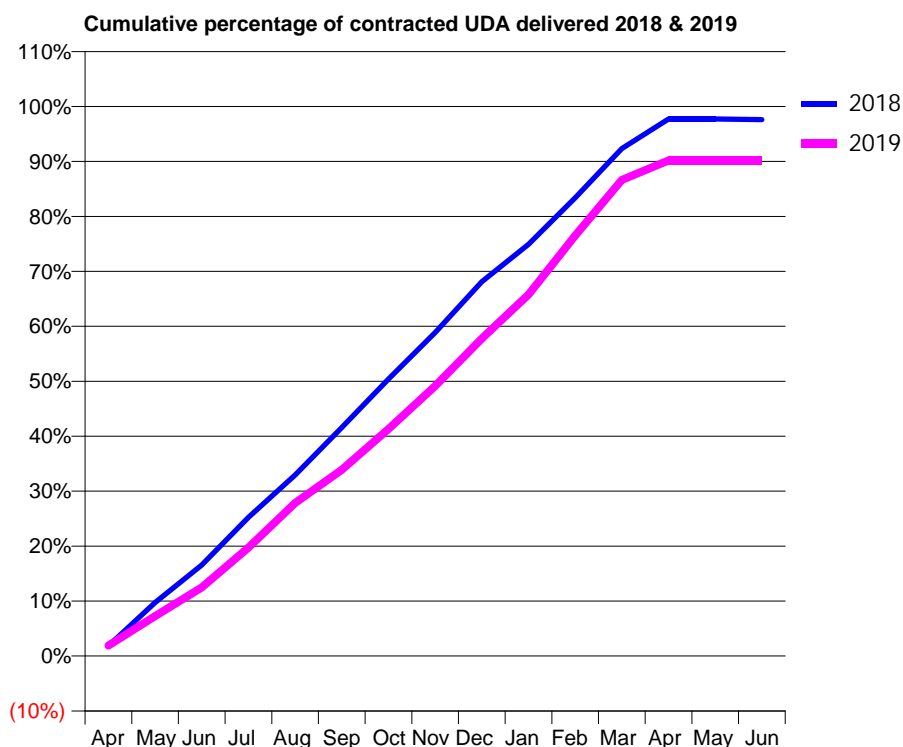
18/19 Contracted general activity (UDA)	13,233
Carry forward general activity (UDA)	315
18/19 Contracted orthodontic activity (UOA)	0
Carry forward orthodontic activity (UOA)	0
Baseline contract value	£332,695.45

### ACCESS\*

Patients seen in 24 months	Total	Change since previous quarter
Quarter ending March 2018	4,078	
Quarter ending June 2018	3,995	↓
Quarter ending September 2018	3,996	→
Quarter ending December 2018	4,007	→
Quarter ending March 2019	4,081	→
<b>Variance since March 2018</b>	<b>0.1%</b>	<b>→</b>



### ACTIVITY



Adjusted Scheduled Activity (UDA)		
Month	2018	2019
April	244	252
May	1,289	963
June	2,191	1,651
July	3,341	2,611
August	4,359	3,688
September	5,503	4,485
October	6,668	5,467
November	7,790	6,505
December	9,013	7,645
January	9,916	8,705
February	11,036	10,128
March	12,216	11,464
April	12,929	11,933
May	12,931	11,932
June	12,918	11,932

### QUALITY

	Quantity	Base Number	Contract	AT	Region	England
% of FP17s for the same patient ID Re-attending within 3 months - Children	160	1,880	8.5%	12.2%	12.3%	11.8%
% of FP17s for the same patient ID Re-attending within 3 months - Adults	547	4,760	11.5%	16.2%	15.9%	15.7%
% of FP17s for the same patient ID Re-attending between 3 & 9 months - Children	1,243	1,880	66.1%	58.0%	60.2%	58.9%
% of FP17s for the same patient ID Re-attending between 3 & 9 months - Adults	3,278	4,760	68.9%	50.9%	53.0%	50.8%
% of FP17s for Band 1 Urgent Courses	497	6,620	7.5%	10.1%	9.1%	9.1%
% of FP17s Relating to Free Repair or Replacements	100	6,620	1.5%	0.8%	1.0%	0.8%
% of FP17s Relating to Continuations	20	6,620	0.3%	0.9%	1.0%	0.9%
% of Patients satisfied with the dentistry they have received	11	12	91.7%	92.8%	93.2%	92.5%
% of Patients satisfied with the time they had to wait for an appointment	9	12	75.0%	86.8%	88.1%	87.0%

\* This is based on patients treated on this contract for their most recent course of treatment.

Figures in italics indicate the base number of FP17s or Patient Questionnaire responses are less than 100. N/A is shown where the base number of responses is less than 10 during the period. % is calculated as Quantity/Base number\*100

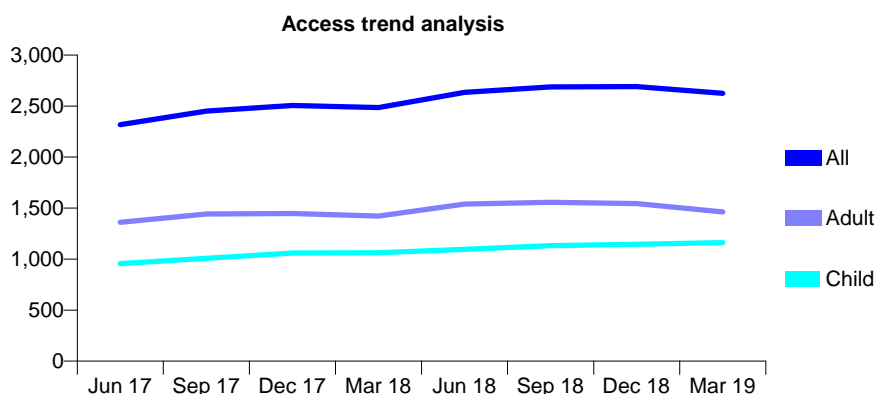
## Q46 - Vital Signs At a Glance Contract Report for 261963/0001 - Year end March 2019

Name or company name	MISS A AHMED
Contract type name	GDS Contract
Purpose of contract	General
Contract start date	01/04/2006
Contract end date	

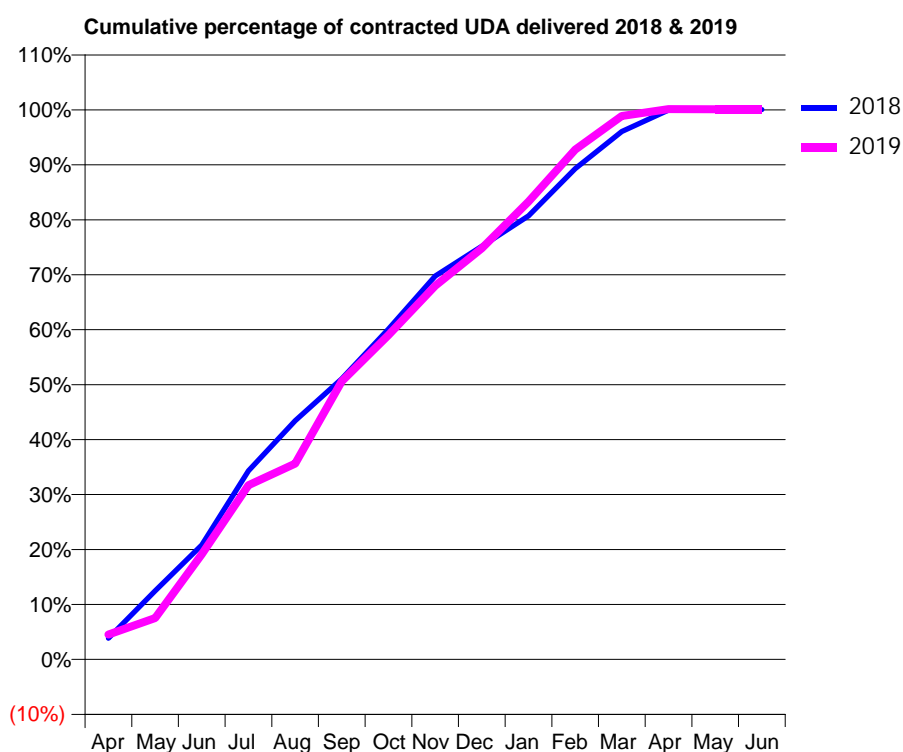
18/19 Contracted general activity (UDA)	6,625
Carry forward general activity (UDA)	-3
18/19 Contracted orthodontic activity (UOA)	0
Carry forward orthodontic activity (UOA)	0
Baseline contract value	£203,689.48

### ACCESS\*

Patients seen in 24 months	Total	Change since previous quarter
Quarter ending March 2018	2,485	
Quarter ending June 2018	2,635	↑
Quarter ending September 2018	2,688	↑
Quarter ending December 2018	2,691	→
Quarter ending March 2019	2,625	↓
<b>Variance since March 2018</b>	<b>5.6%</b>	<b>↑</b>



### ACTIVITY



Adjusted Scheduled Activity (UDA)		
Month	2018	2019
April	257	299
May	827	498
June	1,378	1,267
July	2,275	2,100
August	2,878	2,362
September	3,384	3,353
October	3,983	3,909
November	4,622	4,503
December	4,981	4,955
January	5,348	5,519
February	5,916	6,145
March	6,363	6,550
April	6,623	6,634
May	6,622	6,632
June	6,628	6,633

### QUALITY

	Quantity	Base Number	Contract	AT	Region	England
% of FP17s for the same patient ID Re-attending within 3 months - Children	204	1,786	11.4%	12.2%	12.3%	11.8%
% of FP17s for the same patient ID Re-attending within 3 months - Adults	267	2,115	12.6%	16.2%	15.9%	15.7%
% of FP17s for the same patient ID Re-attending between 3 & 9 months - Children	1,080	1,786	60.5%	58.0%	60.2%	58.9%
% of FP17s for the same patient ID Re-attending between 3 & 9 months - Adults	1,236	2,115	58.4%	50.9%	53.0%	50.8%
% of FP17s for Band 1 Urgent Courses	234	3,761	6.2%	10.1%	9.1%	9.1%
% of FP17s Relating to Free Repair or Replacements	7	3,761	0.2%	0.8%	1.0%	0.8%
% of FP17s Relating to Continuations	0	3,761	0.0%	0.9%	1.0%	0.9%
% of Patients satisfied with the dentistry they have received	1	1	N/A	92.8%	93.2%	92.5%
% of Patients satisfied with the time they had to wait for an appointment	1	1	N/A	86.8%	88.1%	87.0%

\* This is based on patients treated on this contract for their most recent course of treatment.

Figures in italics indicate the base number of FP17s or Patient Questionnaire responses are less than 100. N/A is shown where the base number of responses is less than 10 during the period. % is calculated as Quantity/Base number\*100

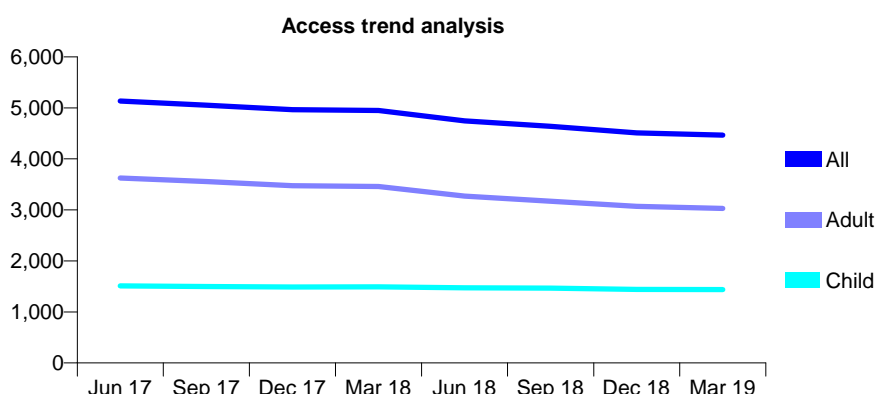
## Q46 - Vital Signs At a Glance Contract Report for 295183/0001 - Year end March 2019

Name or company name	MR CC LIU
Contract type name	GDS Contract
Purpose of contract	General
Contract start date	01/03/2014
Contract end date	

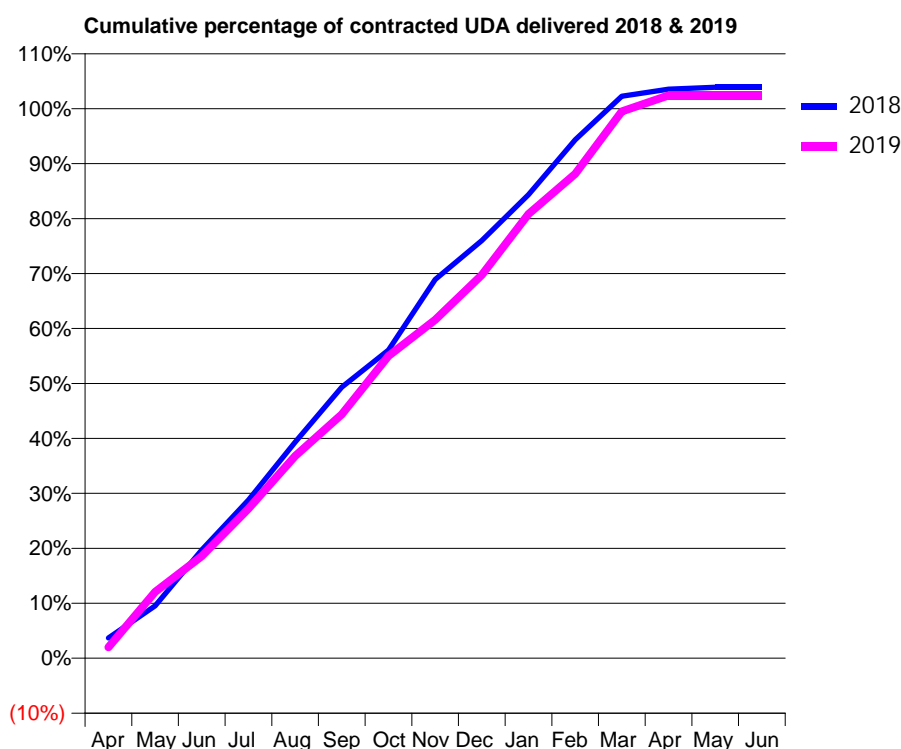
18/19 Contracted general activity (UDA)	15,034
Carry forward general activity (UDA)	-301
18/19 Contracted orthodontic activity (UOA)	0
Carry forward orthodontic activity (UOA)	0
Baseline contract value	£443,999.44

### ACCESS\*

Patients seen in 24 months	Total	Change since previous quarter
Quarter ending March 2018	4,949	
Quarter ending June 2018	4,744	↓
Quarter ending September 2018	4,638	↓
Quarter ending December 2018	4,512	↓
Quarter ending March 2019	4,467	→
<b>Variance since March 2018</b>	<b>(9.7%)</b>	<b>↓</b>



### ACTIVITY



Adjusted Scheduled Activity (UDA)		
Month	2018	2019
April	557	301
May	1,435	1,814
June	2,962	2,791
July	4,330	4,091
August	5,912	5,533
September	7,415	6,670
October	8,429	8,268
November	10,361	9,257
December	11,424	10,483
January	12,684	12,151
February	14,183	13,251
March	15,372	14,956
April	15,566	15,396
May	15,619	15,396
June	15,619	15,396

### QUALITY

	Quantity	Base Number	Contract	AT	Region	England
% of FP17s for the same patient ID Re-attending within 3 months - Children	124	2,069	6.0%	12.2%	12.3%	11.8%
% of FP17s for the same patient ID Re-attending within 3 months - Adults	406	3,859	10.5%	16.2%	15.9%	15.7%
% of FP17s for the same patient ID Re-attending between 3 & 9 months - Children	1,133	2,069	54.8%	58.0%	60.2%	58.9%
% of FP17s for the same patient ID Re-attending between 3 & 9 months - Adults	1,983	3,859	51.4%	50.9%	53.0%	50.8%
% of FP17s for Band 1 Urgent Courses	473	5,985	7.9%	10.1%	9.1%	9.1%
% of FP17s Relating to Free Repair or Replacements	23	5,985	0.4%	0.8%	1.0%	0.8%
% of FP17s Relating to Continuations	0	5,985	0.0%	0.9%	1.0%	0.9%
% of Patients satisfied with the dentistry they have received	0	0	N/A	92.8%	93.2%	92.5%
% of Patients satisfied with the time they had to wait for an appointment	0	0	N/A	86.8%	88.1%	87.0%

\* This is based on patients treated on this contract for their most recent course of treatment.

Figures in italics indicate the base number of FP17s or Patient Questionnaire responses are less than 100. N/A is shown where the base number of responses is less than 10 during the period. % is calculated as Quantity/Base number\*100

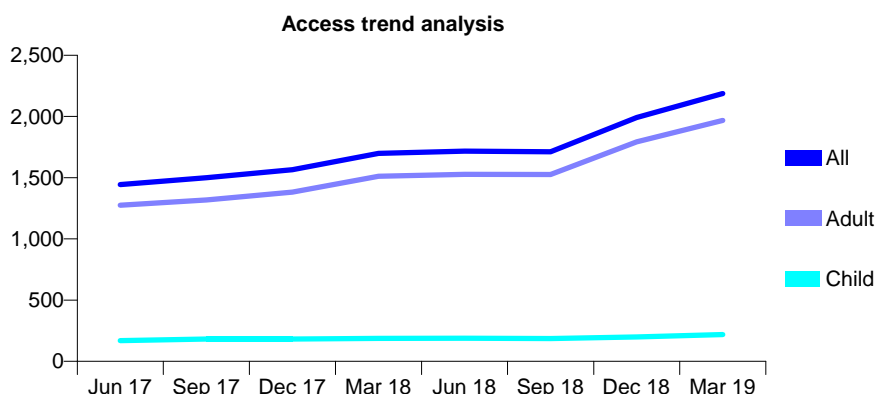
## Q46 - Vital Signs At a Glance Contract Report for 305294/0001 - Year end March 2019

Name or company name	City Centre Dentists
Contract type name	GDS Contract
Purpose of contract	General
Contract start date	01/04/2006
Contract end date	

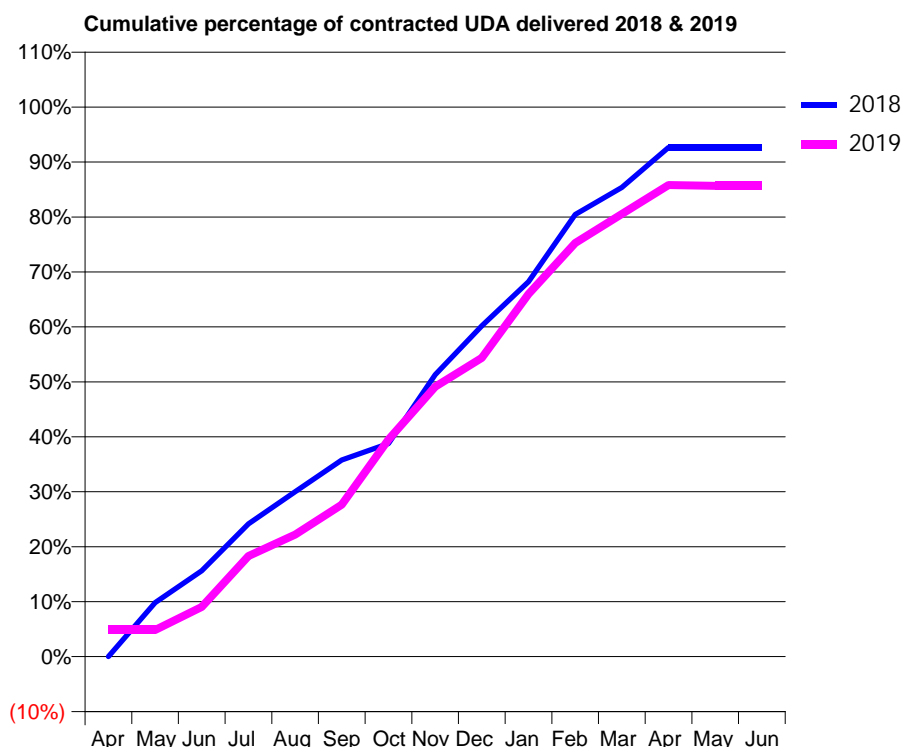
18/19 Contracted general activity (UDA)	6,720
Carry forward general activity (UDA)	0
18/19 Contracted orthodontic activity (UOA)	0
Carry forward orthodontic activity (UOA)	0
Baseline contract value	£188,176.67

### ACCESS\*

Patients seen in 24 months	Total	Change since previous quarter
Quarter ending March 2018	1,699	
Quarter ending June 2018	1,717	→
Quarter ending September 2018	1,712	→
Quarter ending December 2018	1,992	↑
Quarter ending March 2019	2,188	↑
<b>Variance since March 2018</b>	<b>28.8%</b>	<b>↑</b>



### ACTIVITY



Adjusted Scheduled Activity (UDA)		
Month	2018	2019
April	1	325
May	662	325
June	1,051	607
July	1,623	1,231
August	2,017	1,493
September	2,404	1,859
October	2,606	2,656
November	3,449	3,302
December	4,044	3,654
January	4,585	4,432
February	5,407	5,057
March	5,737	5,411
April	6,226	5,765
May	6,226	5,755
June	6,226	5,755

### QUALITY

	Quantity	Base Number	Contract	AT	Region	England
% of FP17s for the same patient ID Re-attending within 3 months - Children	11	239	4.6%	12.2%	12.3%	11.8%
% of FP17s for the same patient ID Re-attending within 3 months - Adults	208	2,073	10.0%	16.2%	15.9%	15.7%
% of FP17s for the same patient ID Re-attending between 3 & 9 months - Children	76	239	31.8%	58.0%	60.2%	58.9%
% of FP17s for the same patient ID Re-attending between 3 & 9 months - Adults	626	2,073	30.2%	50.9%	53.0%	50.8%
% of FP17s for Band 1 Urgent Courses	267	2,315	11.5%	10.1%	9.1%	9.1%
% of FP17s Relating to Free Repair or Replacements	22	2,315	1.0%	0.8%	1.0%	0.8%
% of FP17s Relating to Continuations	41	2,315	1.8%	0.9%	1.0%	0.9%
% of Patients satisfied with the dentistry they have received	0	0	N/A	92.8%	93.2%	92.5%
% of Patients satisfied with the time they had to wait for an appointment	0	0	N/A	86.8%	88.1%	87.0%

\* This is based on patients treated on this contract for their most recent course of treatment.  
 Figures in *italics* indicate the base number of FP17s or Patient Questionnaire responses are less than 100. N/A is shown where the base number of responses is less than 10 during the period. % is calculated as Quantity/Base number\*100

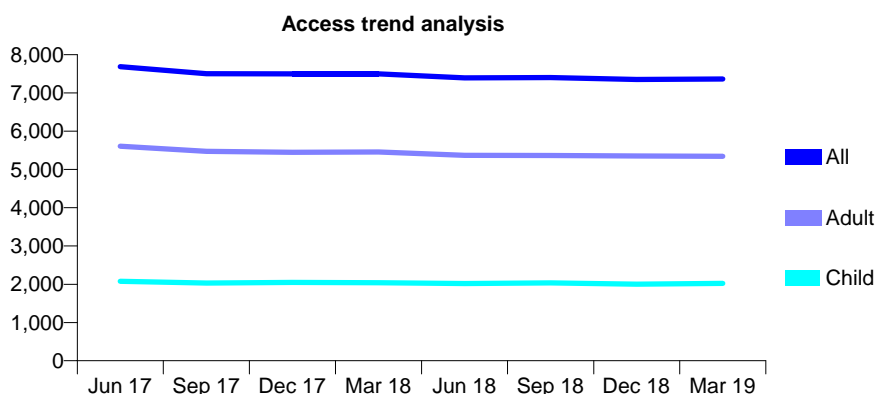
## Q46 - Vital Signs At a Glance Contract Report for 309788/0001 - Year end March 2019

Name or company name	Crown Dental Practice Partnership
Contract type name	GDS Contract
Purpose of contract	General
Contract start date	01/04/2006
Contract end date	

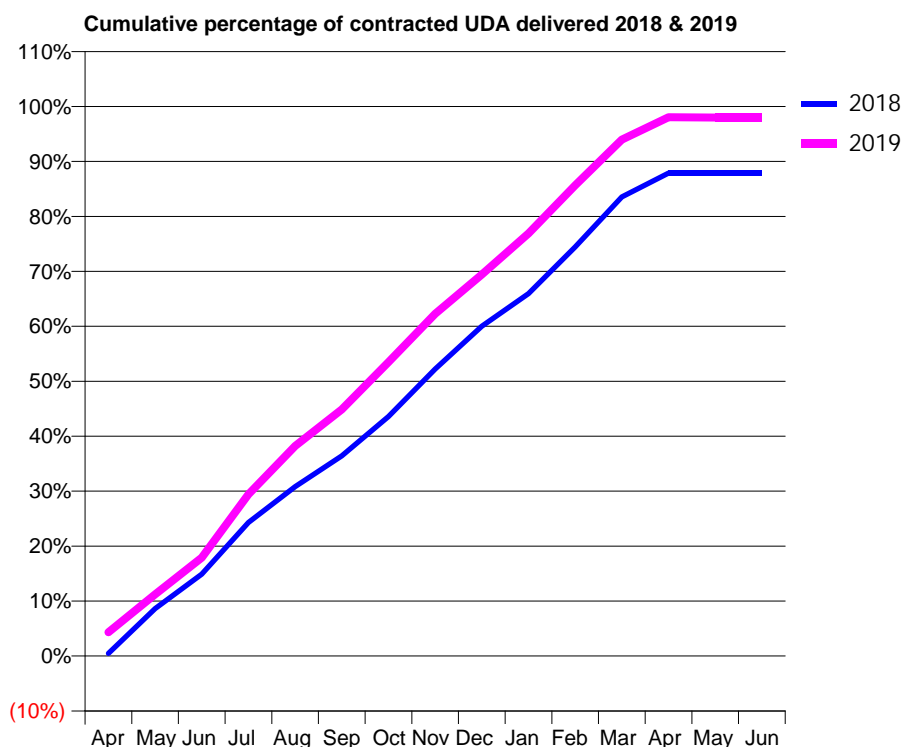
18/19 Contracted general activity (UDA)	22,972
Carry forward general activity (UDA)	0
18/19 Contracted orthodontic activity (UOA)	0
Carry forward orthodontic activity (UOA)	0
Baseline contract value	£786,260.61

### ACCESS\*

Patients seen in 24 months	Total	Change since previous quarter
Quarter ending March 2018	7,495	
Quarter ending June 2018	7,390	↓
Quarter ending September 2018	7,403	→
Quarter ending December 2018	7,352	→
Quarter ending March 2019	7,365	→
<b>Variance since March 2018</b>	<b>(1.7%)</b>	<b>↓</b>



### ACTIVITY



Adjusted Scheduled Activity (UDA)		
Month	2018	2019
April	111	997
May	1,982	2,577
June	3,422	4,110
July	5,583	6,758
August	7,082	8,781
September	8,362	10,307
October	10,008	12,288
November	12,002	14,307
December	13,782	15,943
January	15,146	17,665
February	17,099	19,675
March	19,188	21,589
April	20,190	22,524
May	20,188	22,507
June	20,189	22,507

### QUALITY

	Quantity	Base Number	Contract	AT	Region	England
% of FP17s for the same patient ID Re-attending within 3 months - Children	161	2,610	6.2%	12.2%	12.3%	11.8%
% of FP17s for the same patient ID Re-attending within 3 months - Adults	918	6,668	13.8%	16.2%	15.9%	15.7%
% of FP17s for the same patient ID Re-attending between 3 & 9 months - Children	1,350	2,610	51.7%	58.0%	60.2%	58.9%
% of FP17s for the same patient ID Re-attending between 3 & 9 months - Adults	3,134	6,668	47.0%	50.9%	53.0%	50.8%
% of FP17s for Band 1 Urgent Courses	997	9,255	10.8%	10.1%	9.1%	9.1%
% of FP17s Relating to Free Repair or Replacements	83	9,255	0.9%	0.8%	1.0%	0.8%
% of FP17s Relating to Continuations	148	9,255	1.6%	0.9%	1.0%	0.9%
% of Patients satisfied with the dentistry they have received	1	1	N/A	92.8%	93.2%	92.5%
% of Patients satisfied with the time they had to wait for an appointment	1	1	N/A	86.8%	88.1%	87.0%

\* This is based on patients treated on this contract for their most recent course of treatment.

Figures in italics indicate the base number of FP17s or Patient Questionnaire responses are less than 100. N/A is shown where the base number of responses is less than 10 during the period. % is calculated as Quantity/Base number\*100



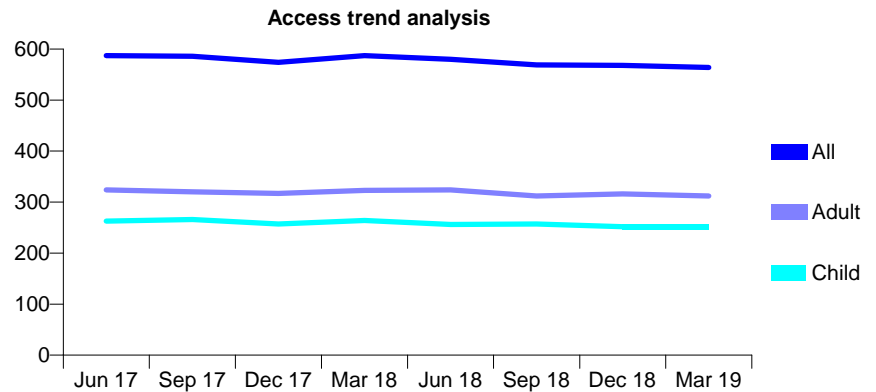
## Q46 - Vital Signs At a Glance Contract Report for 319546/0001 - Year end March 2019

Name or company name	MR PA HIND
Contract type name	GDS Contract
Purpose of contract	General
Contract start date	01/04/2006
Contract end date	

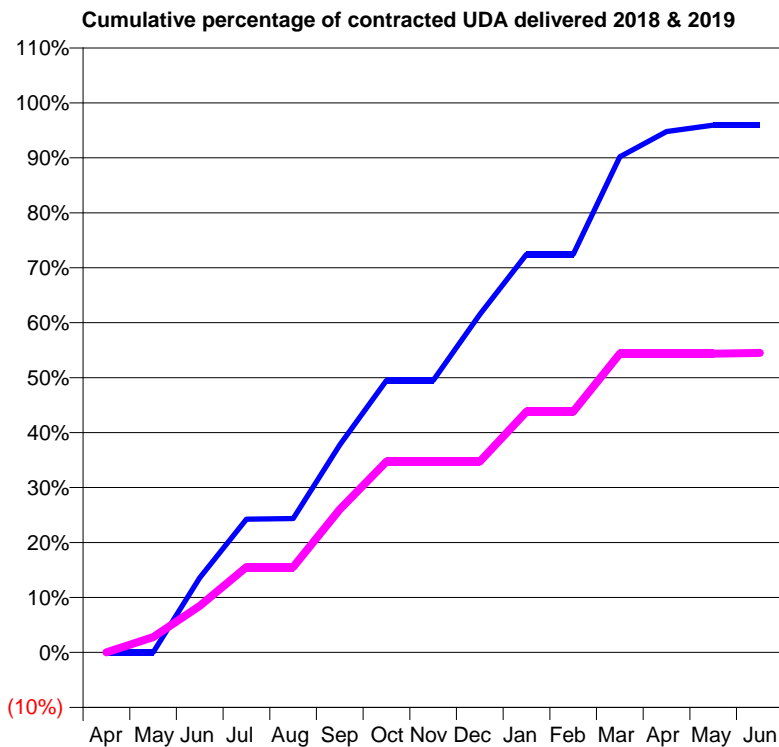
18/19 Contracted general activity (UDA)	2,260
Carry forward general activity (UDA)	0
18/19 Contracted orthodontic activity (UOA)	0
Carry forward orthodontic activity (UOA)	0
Baseline contract value	£52,123.81

### ACCESS\*

Patients seen in 24 months	Total	Change since previous quarter
Quarter ending March 2018	587	
Quarter ending June 2018	580	↓
Quarter ending September 2018	569	↓
Quarter ending December 2018	568	→
Quarter ending March 2019	564	→
<b>Variance since March 2018</b>	<b>(3.9%)</b>	<b>↓</b>



### ACTIVITY



Adjusted Scheduled Activity (UDA)		
Month	2018	2019
April	0	0
May	0	63
June	244	191
July	436	351
August	438	351
September	679	588
October	891	785
November	891	785
December	1,107	785
January	1,304	990
February	1,304	990
March	1,623	1,229
April	1,706	1,229
May	1,727	1,229
June	1,727	1,232

### QUALITY

	Quantity	Base Number	Contract	AT	Region	England
% of FP17s for the same patient ID Re-attending within 3 months - Children	37	373	9.9%	12.2%	12.3%	11.8%
% of FP17s for the same patient ID Re-attending within 3 months - Adults	52	421	12.4%	16.2%	15.9%	15.7%
% of FP17s for the same patient ID Re-attending between 3 & 9 months - Children	227	373	60.9%	58.0%	60.2%	58.9%
% of FP17s for the same patient ID Re-attending between 3 & 9 months - Adults	242	421	57.5%	50.9%	53.0%	50.8%
% of FP17s for Band 1 Urgent Courses	3	796	0.4%	10.1%	9.1%	9.1%
% of FP17s Relating to Free Repair or Replacements	0	796	0.0%	0.8%	1.0%	0.8%
% of FP17s Relating to Continuations	1	796	0.1%	0.9%	1.0%	0.9%
% of Patients satisfied with the dentistry they have received	0	0	N/A	92.8%	93.2%	92.5%
% of Patients satisfied with the time they had to wait for an appointment	0	0	N/A	86.8%	88.1%	87.0%

\* This is based on patients treated on this contract for their most recent course of treatment. Figures in italics indicate the base number of FP17s or Patient Questionnaire responses are less than 100. N/A is shown where the base number of responses is less than 10 during the period. % is calculated as Quantity/Base number\*100

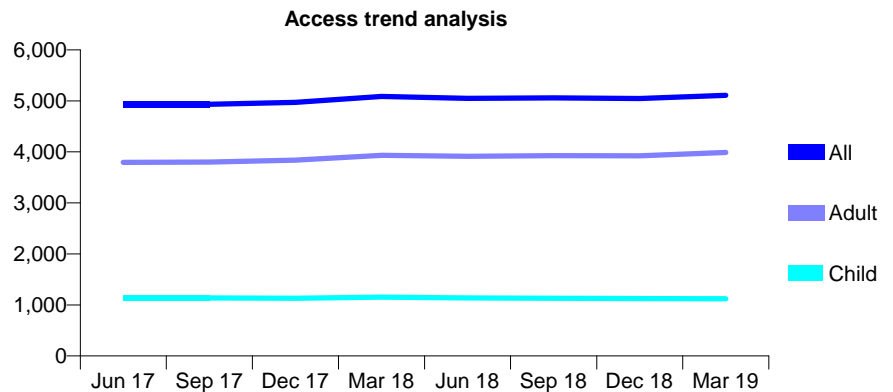
## Q46 - Vital Signs At a Glance Contract Report for 321508/0001 - Year end March 2019

Name or company name	Ainsworth Milne
Contract type name	GDS Contract
Purpose of contract	General
Contract start date	01/04/2006
Contract end date	

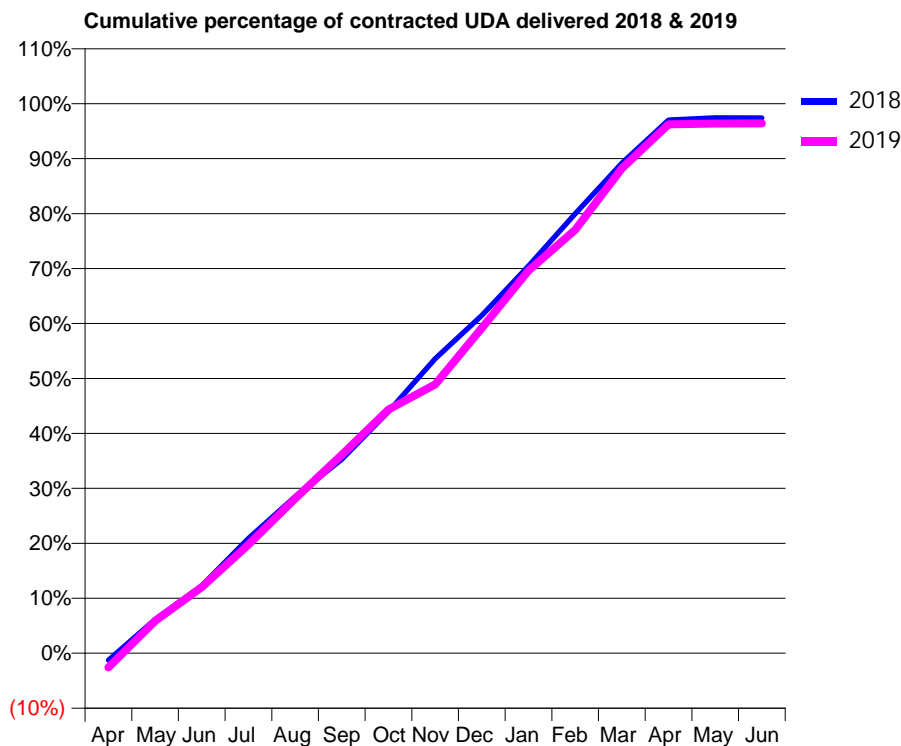
18/19 Contracted general activity (UDA)	15,470
Carry forward general activity (UDA)	402
18/19 Contracted orthodontic activity (UOA)	0
Carry forward orthodontic activity (UOA)	0
Baseline contract value	£548,955.30

### ACCESS\*

Patients seen in 24 months	Total	Change since previous quarter
Quarter ending March 2018	5,085	
Quarter ending June 2018	5,049	→
Quarter ending September 2018	5,057	→
Quarter ending December 2018	5,048	→
Quarter ending March 2019	5,110	→
<b>Variance since March 2018</b>	<b>0.5%</b>	<b>→</b>



### ACTIVITY



Adjusted Scheduled Activity (UDA)		
Month	2018	2019
April	-197	-402
May	956	908
June	1,898	1,860
July	3,234	3,056
August	4,411	4,358
September	5,457	5,583
October	6,801	6,859
November	8,290	7,565
December	9,507	9,150
January	10,901	10,769
February	12,374	11,916
March	13,790	13,642
April	15,012	14,887
May	15,069	14,910
June	15,068	14,911

### QUALITY

	Quantity	Base Number	Contract	AT	Region	England
% of FP17s for the same patient ID Re-attending within 3 months - Children	145	1,627	8.9%	12.2%	12.3%	11.8%
% of FP17s for the same patient ID Re-attending within 3 months - Adults	1,193	5,995	19.9%	16.2%	15.9%	15.7%
% of FP17s for the same patient ID Re-attending between 3 & 9 months - Children	841	1,627	51.7%	58.0%	60.2%	58.9%
% of FP17s for the same patient ID Re-attending between 3 & 9 months - Adults	2,999	5,995	50.0%	50.9%	53.0%	50.8%
% of FP17s for Band 1 Urgent Courses	784	7,691	10.2%	10.1%	9.1%	9.1%
% of FP17s Relating to Free Repair or Replacements	94	7,691	1.2%	0.8%	1.0%	0.8%
% of FP17s Relating to Continuations	175	7,691	2.3%	0.9%	1.0%	0.9%
% of Patients satisfied with the dentistry they have received	3	3	N/A	92.8%	93.2%	92.5%
% of Patients satisfied with the time they had to wait for an appointment	2	3	N/A	86.8%	88.1%	87.0%

\* This is based on patients treated on this contract for their most recent course of treatment. Figures in italics indicate the base number of FP17s or Patient Questionnaire responses are less than 100. N/A is shown where the base number of responses is less than 10 during the period. % is calculated as Quantity/Base number\*100

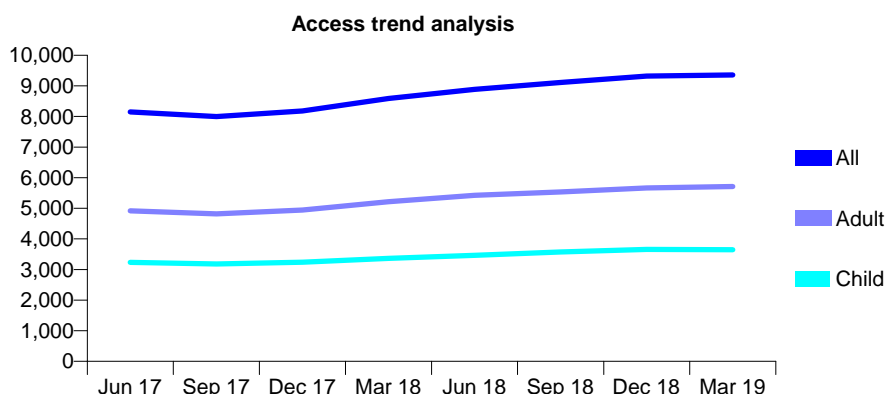
## Q46 - Vital Signs At a Glance Contract Report for 322946/0001 - Year end March 2019

Name or company name	MR MA SOMERVILLE
Contract type name	GDS Contract
Purpose of contract	General
Contract start date	01/04/2006
Contract end date	

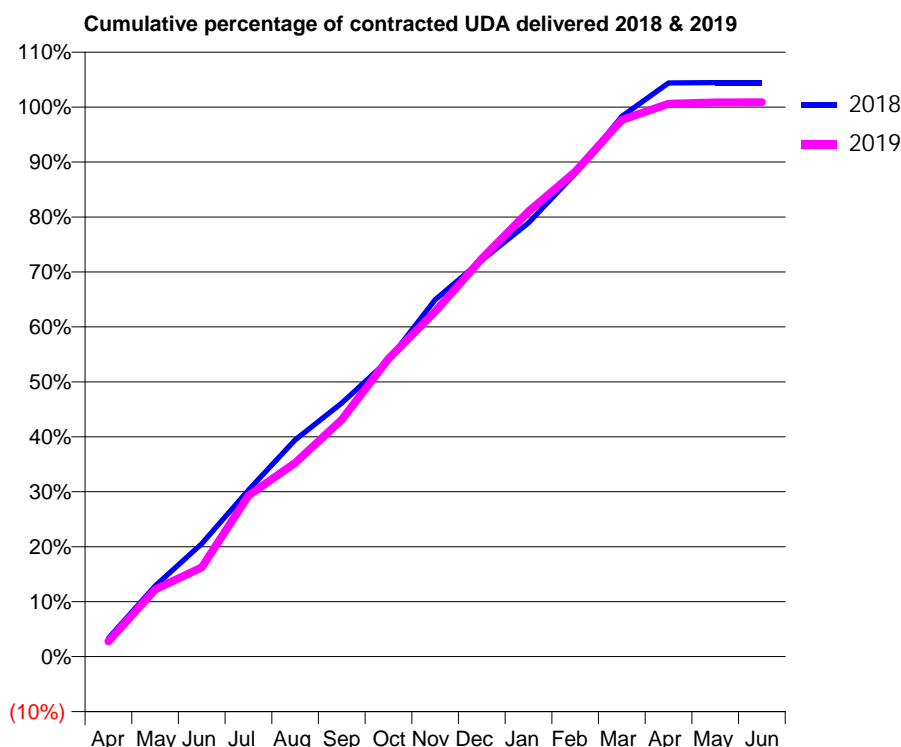
18/19 Contracted general activity (UDA)	22,740
Carry forward general activity (UDA)	0
18/19 Contracted orthodontic activity (UOA)	0
Carry forward orthodontic activity (UOA)	0
Baseline contract value	£697,894.79

### ACCESS\*

Patients seen in 24 months	Total	Change since previous quarter
Quarter ending March 2018	8,587	
Quarter ending June 2018	8,888	↑
Quarter ending September 2018	9,109	↑
Quarter ending December 2018	9,321	↑
Quarter ending March 2019	9,359	→
<b>Variance since March 2018</b>	<b>9.0%</b>	<b>↑</b>



### ACTIVITY



Adjusted Scheduled Activity (UDA)		
Month	2018	2019
April	757	634
May	2,923	2,780
June	4,670	3,692
July	6,890	6,669
August	8,971	8,015
September	10,494	9,801
October	12,272	12,323
November	14,771	14,278
December	16,405	16,471
January	17,949	18,420
February	19,988	20,061
March	22,350	22,210
April	23,736	22,875
May	23,751	22,932
June	23,748	22,934

### QUALITY

	Quantity	Base Number	Contract	AT	Region	England
% of FP17s for the same patient ID Re-attending within 3 months - Children	702	5,386	13.0%	12.2%	12.3%	11.8%
% of FP17s for the same patient ID Re-attending within 3 months - Adults	2,108	8,101	26.0%	16.2%	15.9%	15.7%
% of FP17s for the same patient ID Re-attending between 3 & 9 months - Children	2,696	5,386	50.1%	58.0%	60.2%	58.9%
% of FP17s for the same patient ID Re-attending between 3 & 9 months - Adults	3,193	8,101	39.4%	50.9%	53.0%	50.8%
% of FP17s for Band 1 Urgent Courses	1,459	10,454	14.0%	10.1%	9.1%	9.1%
% of FP17s Relating to Free Repair or Replacements	93	10,454	0.9%	0.8%	1.0%	0.8%
% of FP17s Relating to Continuations	43	10,454	0.4%	0.9%	1.0%	0.9%
% of Patients satisfied with the dentistry they have received	3	3	N/A	92.8%	93.2%	92.5%
% of Patients satisfied with the time they had to wait for an appointment	3	3	N/A	86.8%	88.1%	87.0%

\* This is based on patients treated on this contract for their most recent course of treatment.

Figures in *italics* indicate the base number of FP17s or Patient Questionnaire responses are less than 100. N/A is shown where the base number of responses is less than 10 during the period. % is calculated as Quantity/Base number\*100

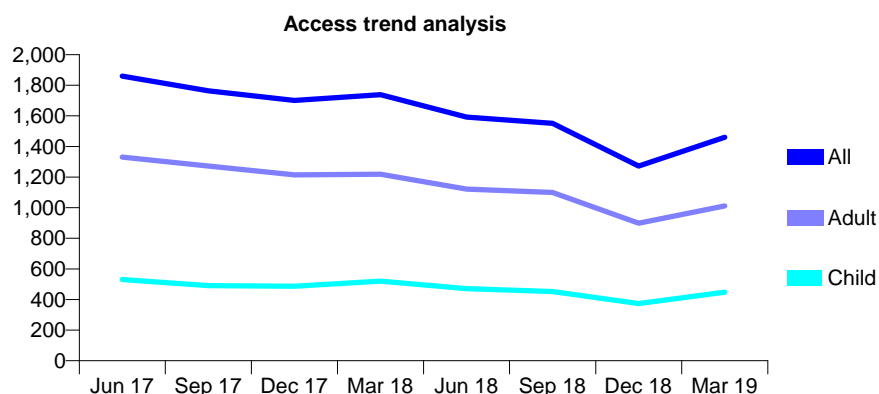
## Q46 - Vital Signs At a Glance Contract Report for 323756/0001 - Year end March 2019

Name or company name	Mr M Mahmood
Contract type name	GDS Contract
Purpose of contract	General
Contract start date	01/04/2006
Contract end date	

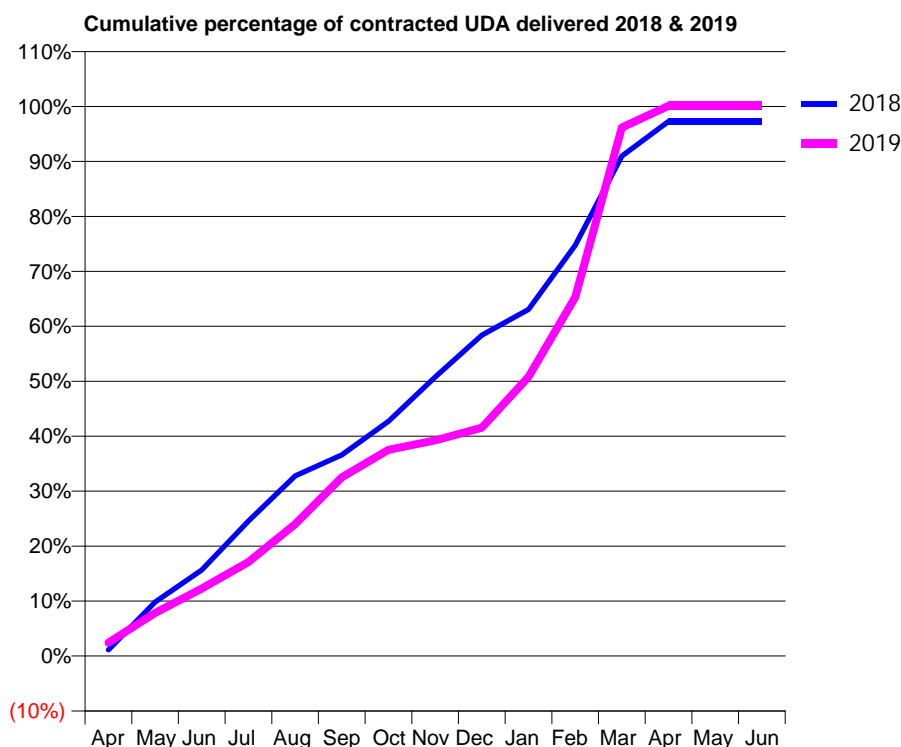
18/19 Contracted general activity (UDA)	4,610
Carry forward general activity (UDA)	125
18/19 Contracted orthodontic activity (UOA)	0
Carry forward orthodontic activity (UOA)	0
Baseline contract value	£116,470.02

### ACCESS\*

Patients seen in 24 months	Total	Change since previous quarter
Quarter ending March 2018	1,739	
Quarter ending June 2018	1,593	↓
Quarter ending September 2018	1,552	↓
Quarter ending December 2018	1,272	↓
Quarter ending March 2019	1,460	↑
<b>Variance since March 2018</b>	<b>(16.0%)</b>	<b>↓</b>



### ACTIVITY



Adjusted Scheduled Activity (UDA)		
Month	2018	2019
April	52	113
May	454	362
June	722	566
July	1,132	790
August	1,511	1,107
September	1,686	1,498
October	1,970	1,730
November	2,341	1,809
December	2,692	1,916
January	2,906	2,342
February	3,446	3,011
March	4,193	4,434
April	4,485	4,615
May	4,485	4,615
June	4,485	4,615

### QUALITY

	Quantity	Base Number	Contract	AT	Region	England
% of FP17s for the same patient ID Re-attending within 3 months - Children	21	522	4.0%	12.2%	12.3%	11.8%
% of FP17s for the same patient ID Re-attending within 3 months - Adults	98	1,244	7.9%	16.2%	15.9%	15.7%
% of FP17s for the same patient ID Re-attending between 3 & 9 months - Children	115	522	22.0%	58.0%	60.2%	58.9%
% of FP17s for the same patient ID Re-attending between 3 & 9 months - Adults	257	1,244	20.7%	50.9%	53.0%	50.8%
% of FP17s for Band 1 Urgent Courses	236	1,689	14.0%	10.1%	9.1%	9.1%
% of FP17s Relating to Free Repair or Replacements	14	1,689	0.8%	0.8%	1.0%	0.8%
% of FP17s Relating to Continuations	9	1,689	0.5%	0.9%	1.0%	0.9%
% of Patients satisfied with the dentistry they have received	0	0	N/A	92.8%	93.2%	92.5%
% of Patients satisfied with the time they had to wait for an appointment	0	0	N/A	86.8%	88.1%	87.0%

\* This is based on patients treated on this contract for their most recent course of treatment.

Figures in italics indicate the base number of FP17s or Patient Questionnaire responses are less than 100. N/A is shown where the base number of responses is less than 10 during the period. % is calculated as Quantity/Base number\*100

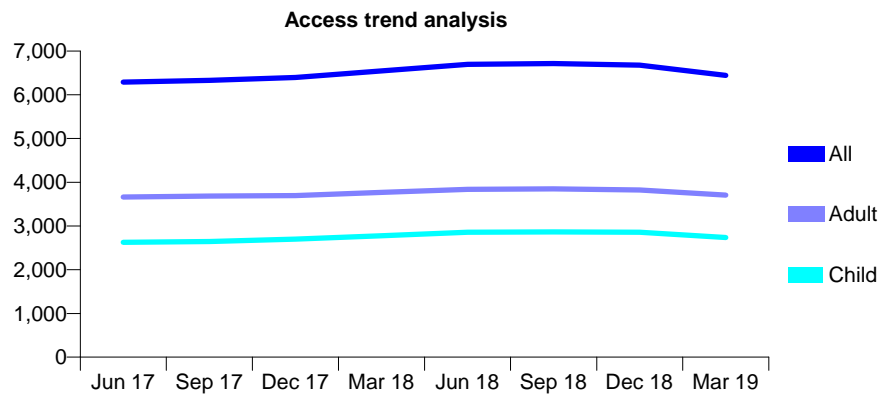
## Q46 - Vital Signs At a Glance Contract Report for 323772/0001 - Year end March 2019

Name or company name	MRS S KAYANI
Contract type name	GDS Contract
Purpose of contract	General
Contract start date	01/04/2006
Contract end date	

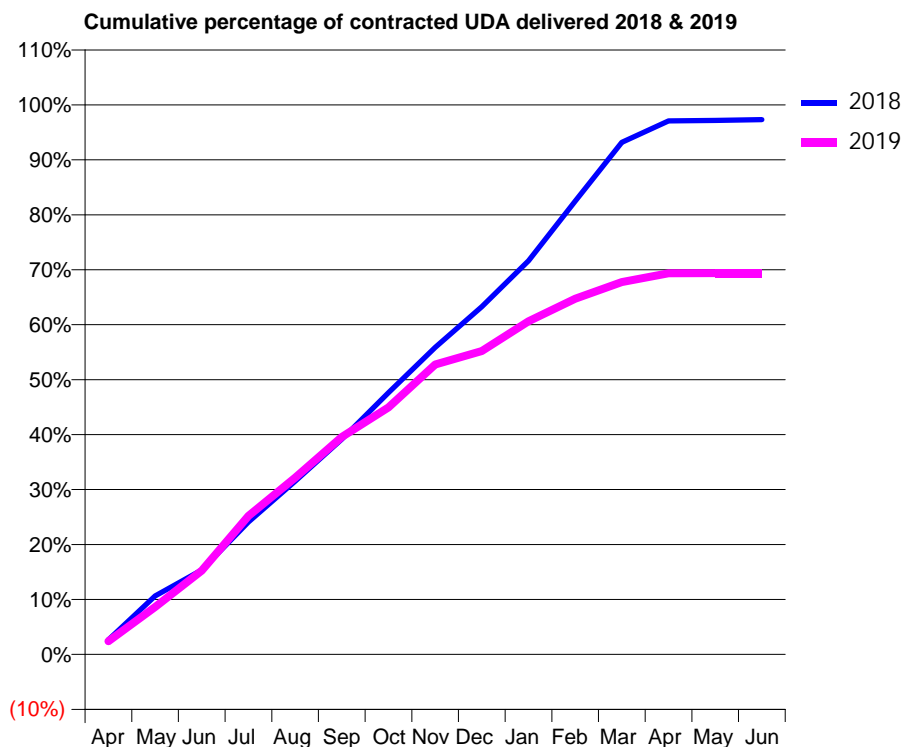
18/19 Contracted general activity (UDA)	25,832
Carry forward general activity (UDA)	693
18/19 Contracted orthodontic activity (UOA)	0
Carry forward orthodontic activity (UOA)	0
Baseline contract value	£653,852.32

### ACCESS\*

Patients seen in 24 months	Total	Change since previous quarter
Quarter ending March 2018	6,546	
Quarter ending June 2018	6,695	↑
Quarter ending September 2018	6,714	→
Quarter ending December 2018	6,679	→
Quarter ending March 2019	6,442	↓
<b>Variance since March 2018</b>	<b>(1.6%)</b>	<b>↓</b>



### ACTIVITY



Adjusted Scheduled Activity (UDA)		
Month	2018	2019
April	685	622
May	2,751	2,227
June	3,971	3,937
July	6,228	6,509
August	8,144	8,311
September	10,113	10,221
October	12,303	11,610
November	14,435	13,624
December	16,348	14,260
January	18,503	15,660
February	21,310	16,722
March	24,071	17,502
April	25,079	17,913
May	25,097	17,926
June	25,139	17,926

### QUALITY

	Quantity	Base Number	Contract	AT	Region	England
% of FP17s for the same patient ID Re-attending within 3 months - Children	794	4,322	18.4%	12.2%	12.3%	11.8%
% of FP17s for the same patient ID Re-attending within 3 months - Adults	1,233	5,179	23.8%	16.2%	15.9%	15.7%
% of FP17s for the same patient ID Re-attending between 3 & 9 months - Children	2,390	4,322	55.3%	58.0%	60.2%	58.9%
% of FP17s for the same patient ID Re-attending between 3 & 9 months - Adults	2,315	5,179	44.7%	50.9%	53.0%	50.8%
% of FP17s for Band 1 Urgent Courses	1,471	9,300	15.8%	10.1%	9.1%	9.1%
% of FP17s Relating to Free Repair or Replacements	36	9,300	0.4%	0.8%	1.0%	0.8%
% of FP17s Relating to Continuations	11	9,300	0.1%	0.9%	1.0%	0.9%
% of Patients satisfied with the dentistry they have received	1	1	N/A	92.8%	93.2%	92.5%
% of Patients satisfied with the time they had to wait for an appointment	1	1	N/A	86.8%	88.1%	87.0%

\* This is based on patients treated on this contract for their most recent course of treatment.

Figures in italics indicate the base number of FP17s or Patient Questionnaire responses are less than 100. N/A is shown where the base number of responses is less than 10 during the period. % is calculated as Quantity/Base number\*100

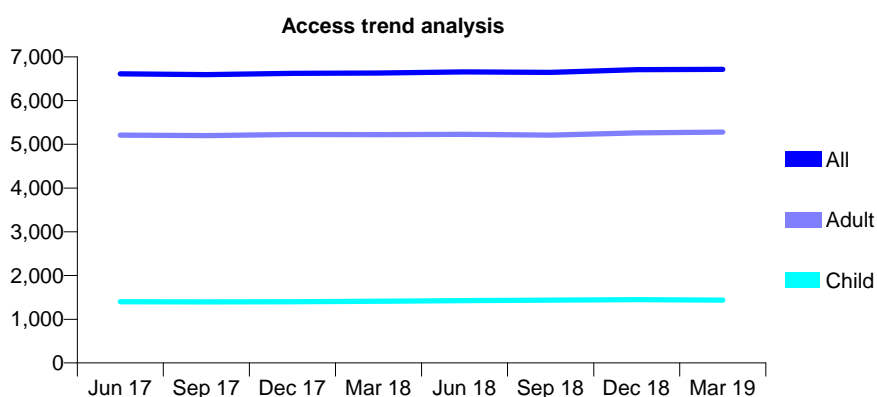
## Q46 - Vital Signs At a Glance Contract Report for 324264/0001 - Year end March 2019

Name or company name	Burke & Russell
Contract type name	GDS Contract
Purpose of contract	General
Contract start date	01/04/2006
Contract end date	

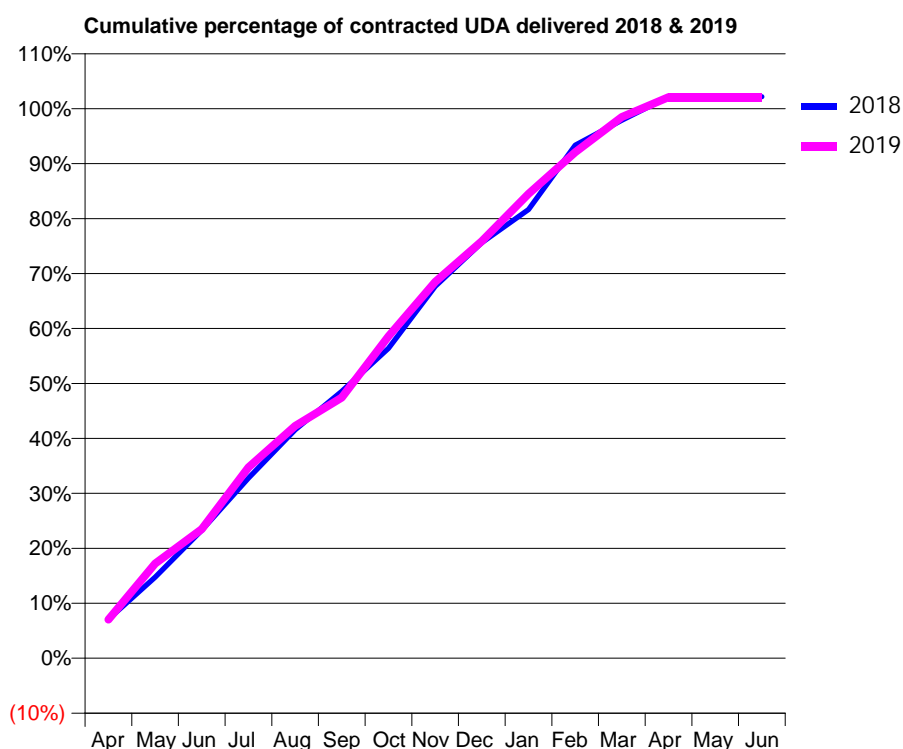
18/19 Contracted general activity (UDA)	19,026
Carry forward general activity (UDA)	-381
18/19 Contracted orthodontic activity (UOA)	0
Carry forward orthodontic activity (UOA)	0
Baseline contract value	£551,817.45

### ACCESS\*

Patients seen in 24 months	Total	Change since previous quarter
Quarter ending March 2018	6,630	
Quarter ending June 2018	6,656	→
Quarter ending September 2018	6,646	→
Quarter ending December 2018	6,710	→
Quarter ending March 2019	6,716	→
<b>Variance since March 2018</b>	<b>1.3%</b>	<b>→</b>



### ACTIVITY



Adjusted Scheduled Activity (UDA)		
Month	2018	2019
April	1,352	1,339
May	2,803	3,281
June	4,429	4,470
July	6,236	6,609
August	7,910	8,041
September	9,243	9,023
October	10,726	11,141
November	12,875	13,032
December	14,387	14,435
January	15,533	16,076
February	17,757	17,521
March	18,630	18,738
April	19,434	19,420
May	19,436	19,421
June	19,440	19,421

### QUALITY

	Quantity	Base Number	Contract	AT	Region	England
% of FP17s for the same patient ID Re-attending within 3 months - Children	223	2,683	8.3%	12.2%	12.3%	11.8%
% of FP17s for the same patient ID Re-attending within 3 months - Adults	1,041	9,172	11.3%	16.2%	15.9%	15.7%
% of FP17s for the same patient ID Re-attending between 3 & 9 months - Children	1,880	2,683	70.1%	58.0%	60.2%	58.9%
% of FP17s for the same patient ID Re-attending between 3 & 9 months - Adults	6,530	9,172	71.2%	50.9%	53.0%	50.8%
% of FP17s for Band 1 Urgent Courses	498	11,827	4.2%	10.1%	9.1%	9.1%
% of FP17s Relating to Free Repair or Replacements	43	11,827	0.4%	0.8%	1.0%	0.8%
% of FP17s Relating to Continuations	129	11,827	1.1%	0.9%	1.0%	0.9%
% of Patients satisfied with the dentistry they have received	4	4	N/A	92.8%	93.2%	92.5%
% of Patients satisfied with the time they had to wait for an appointment	4	4	N/A	86.8%	88.1%	87.0%

\* This is based on patients treated on this contract for their most recent course of treatment.

Figures in italics indicate the base number of FP17s or Patient Questionnaire responses are less than 100. N/A is shown where the base number of responses is less than 10 during the period. % is calculated as Quantity/Base number\*100

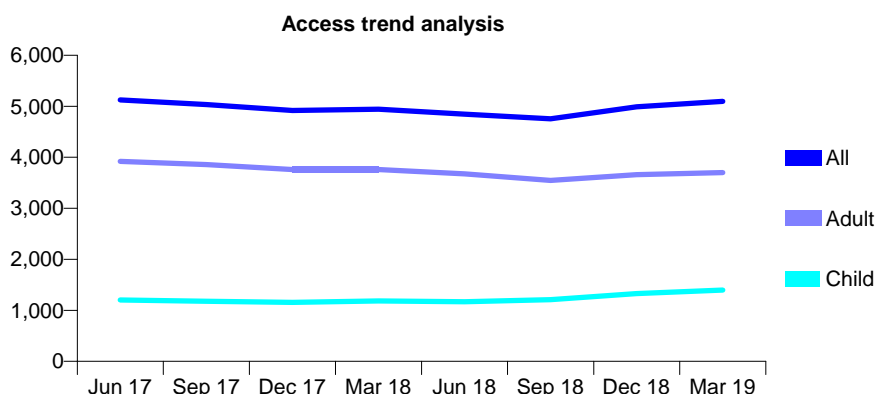
## Q46 - Vital Signs At a Glance Contract Report for 324582/0001 - Year end March 2019

Name or company name	Mushtaq and Uddin
Contract type name	GDS Contract
Purpose of contract	General
Contract start date	01/04/2006
Contract end date	

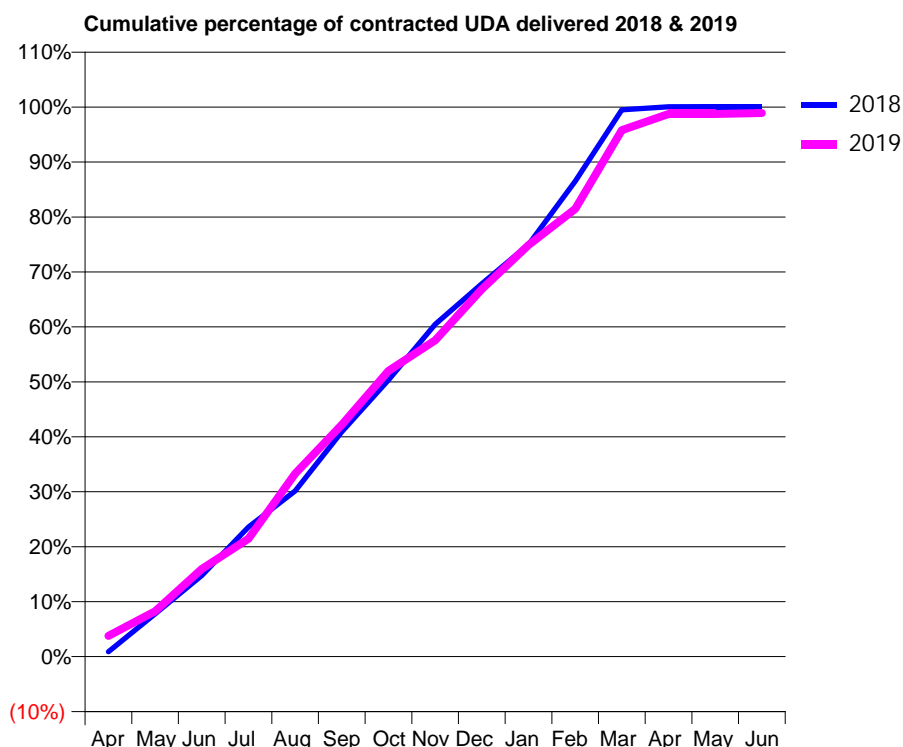
18/19 Contracted general activity (UDA)	15,979
Carry forward general activity (UDA)	-13
18/19 Contracted orthodontic activity (UOA)	0
Carry forward orthodontic activity (UOA)	0
Baseline contract value	£474,551.63

### ACCESS\*

Patients seen in 24 months	Total	Change since previous quarter
Quarter ending March 2018	4,942	
Quarter ending June 2018	4,845	↓
Quarter ending September 2018	4,755	↓
Quarter ending December 2018	4,989	↑
Quarter ending March 2019	5,097	↑
<b>Variance since March 2018</b>	<b>3.1%</b>	<b>↑</b>



### ACTIVITY



Adjusted Scheduled Activity (UDA)		
Month	2018	2019
April	143	603
May	1,247	1,321
June	2,359	2,550
July	3,767	3,428
August	4,816	5,322
September	6,538	6,743
October	8,042	8,308
November	9,664	9,200
December	10,840	10,681
January	11,981	11,969
February	13,822	13,021
March	15,901	15,307
April	15,985	15,776
May	15,989	15,776
June	15,992	15,805

### QUALITY

	Quantity	Base Number	Contract	AT	Region	England
% of FP17s for the same patient ID Re-attending within 3 months - Children	205	2,177	9.4%	12.2%	12.3%	11.8%
% of FP17s for the same patient ID Re-attending within 3 months - Adults	807	5,297	15.2%	16.2%	15.9%	15.7%
% of FP17s for the same patient ID Re-attending between 3 & 9 months - Children	1,231	2,177	56.5%	58.0%	60.2%	58.9%
% of FP17s for the same patient ID Re-attending between 3 & 9 months - Adults	3,141	5,297	59.3%	50.9%	53.0%	50.8%
% of FP17s for Band 1 Urgent Courses	591	7,459	7.9%	10.1%	9.1%	9.1%
% of FP17s Relating to Free Repair or Replacements	79	7,459	1.1%	0.8%	1.0%	0.8%
% of FP17s Relating to Continuations	33	7,459	0.4%	0.9%	1.0%	0.9%
% of Patients satisfied with the dentistry they have received	2	2	N/A	92.8%	93.2%	92.5%
% of Patients satisfied with the time they had to wait for an appointment	2	2	N/A	86.8%	88.1%	87.0%

\* This is based on patients treated on this contract for their most recent course of treatment.  
 Figures in *italics* indicate the base number of FP17s or Patient Questionnaire responses are less than 100. N/A is shown where the base number of responses is less than 10 during the period. % is calculated as Quantity/Base number\*100



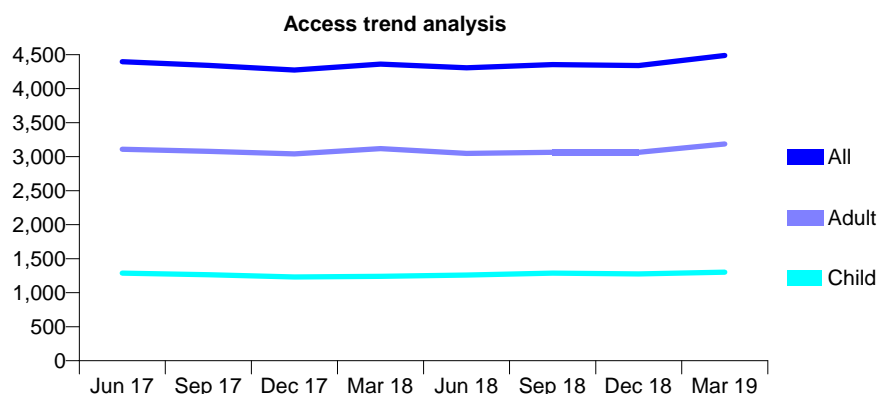
## Q46 - Vital Signs At a Glance Contract Report for 325120/0001 - Year end March 2019

Name or company name	MR JC SLATTERY
Contract type name	GDS Contract
Purpose of contract	General
Contract start date	01/04/2006
Contract end date	

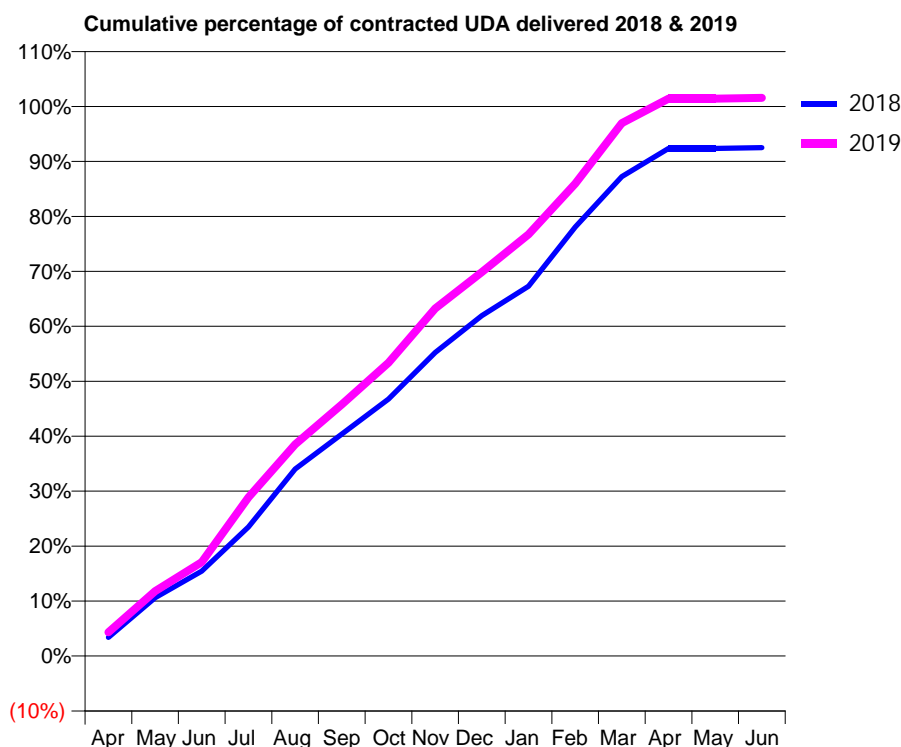
18/19 Contracted general activity (UDA)	14,365
Carry forward general activity (UDA)	0
18/19 Contracted orthodontic activity (UOA)	0
Carry forward orthodontic activity (UOA)	0
Baseline contract value	£395,856.82

### ACCESS\*

Patients seen in 24 months	Total	Change since previous quarter
Quarter ending March 2018	4,361	
Quarter ending June 2018	4,307	↓
Quarter ending September 2018	4,354	→
Quarter ending December 2018	4,341	→
Quarter ending March 2019	4,489	↑
<b>Variance since March 2018</b>	<b>2.9%</b>	<b>↑</b>



### ACTIVITY



Adjusted Scheduled Activity (UDA)		
Month	2018	2019
April	490	624
May	1,524	1,694
June	2,220	2,451
July	3,376	4,146
August	4,888	5,534
September	5,799	6,571
October	6,717	7,666
November	7,935	9,082
December	8,898	10,034
January	9,664	11,020
February	11,214	12,347
March	12,529	13,927
April	13,268	14,571
May	13,268	14,571
June	13,289	14,591

### QUALITY

	Quantity	Base Number	Contract	AT	Region	England
% of FP17s for the same patient ID Re-attending within 3 months - Children	130	1,732	7.5%	12.2%	12.3%	11.8%
% of FP17s for the same patient ID Re-attending within 3 months - Adults	602	4,157	14.5%	16.2%	15.9%	15.7%
% of FP17s for the same patient ID Re-attending between 3 & 9 months - Children	881	1,732	50.9%	58.0%	60.2%	58.9%
% of FP17s for the same patient ID Re-attending between 3 & 9 months - Adults	1,815	4,157	43.7%	50.9%	53.0%	50.8%
% of FP17s for Band 1 Urgent Courses	741	5,855	12.7%	10.1%	9.1%	9.1%
% of FP17s Relating to Free Repair or Replacements	38	5,855	0.6%	0.8%	1.0%	0.8%
% of FP17s Relating to Continuations	136	5,855	2.3%	0.9%	1.0%	0.9%
% of Patients satisfied with the dentistry they have received	0	0	N/A	92.8%	93.2%	92.5%
% of Patients satisfied with the time they had to wait for an appointment	0	0	N/A	86.8%	88.1%	87.0%

\* This is based on patients treated on this contract for their most recent course of treatment.

Figures in italics indicate the base number of FP17s or Patient Questionnaire responses are less than 100. N/A is shown where the base number of responses is less than 10 during the period. % is calculated as Quantity/Base number\*100

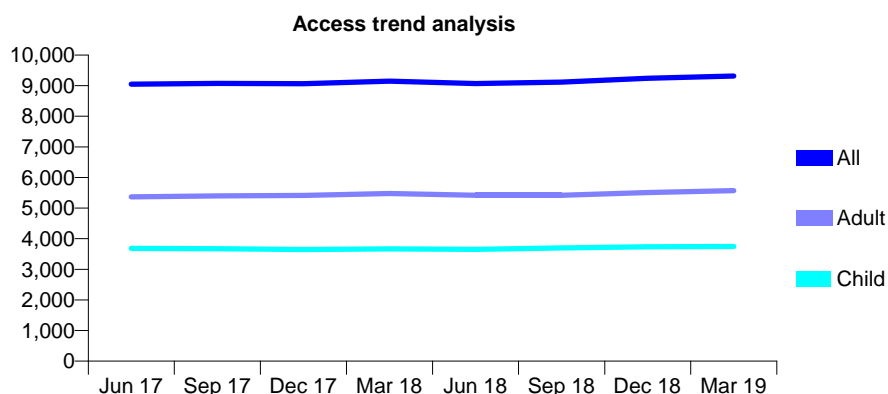
## Q46 - Vital Signs At a Glance Contract Report for 326453/0001 - Year end March 2019

Name or company name	Dr I Saleem & Colleagues Dental Practice
Contract type name	GDS Contract
Purpose of contract	General
Contract start date	01/04/2006
Contract end date	

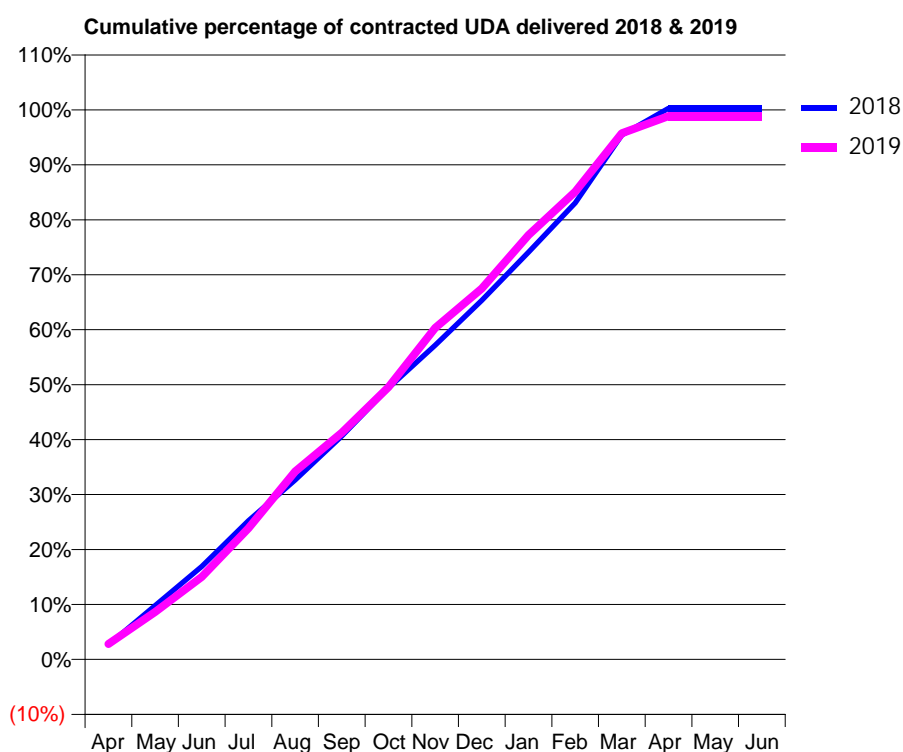
18/19 Contracted general activity (UDA)	20,139
Carry forward general activity (UDA)	-59
18/19 Contracted orthodontic activity (UOA)	0
Carry forward orthodontic activity (UOA)	0
Baseline contract value	£697,494.75

### ACCESS\*

Patients seen in 24 months	Total	Change since previous quarter
Quarter ending March 2018	9,146	
Quarter ending June 2018	9,070	→
Quarter ending September 2018	9,119	→
Quarter ending December 2018	9,245	→
Quarter ending March 2019	9,315	→
<b>Variance since March 2018</b>	<b>1.8%</b>	<b>→</b>



### ACTIVITY



Adjusted Scheduled Activity (UDA)		
Month	2018	2019
April	534	568
May	1,972	1,738
June	3,402	3,023
July	5,082	4,806
August	6,574	6,887
September	8,185	8,308
October	9,950	9,979
November	11,517	12,146
December	13,160	13,596
January	14,924	15,550
February	16,729	17,141
March	19,220	19,281
April	20,198	19,906
May	20,198	19,906
June	20,198	19,906

### QUALITY

	Quantity	Base Number	Contract	AT	Region	England
% of FP17s for the same patient ID Re-attending within 3 months - Children	122	4,548	2.7%	12.2%	12.3%	11.8%
% of FP17s for the same patient ID Re-attending within 3 months - Adults	359	5,833	6.2%	16.2%	15.9%	15.7%
% of FP17s for the same patient ID Re-attending between 3 & 9 months - Children	2,387	4,548	52.5%	58.0%	60.2%	58.9%
% of FP17s for the same patient ID Re-attending between 3 & 9 months - Adults	2,536	5,833	43.5%	50.9%	53.0%	50.8%
% of FP17s for Band 1 Urgent Courses	423	9,600	4.4%	10.1%	9.1%	9.1%
% of FP17s Relating to Free Repair or Replacements	1	9,600	0.0%	0.8%	1.0%	0.8%
% of FP17s Relating to Continuations	41	9,600	0.4%	0.9%	1.0%	0.9%
% of Patients satisfied with the dentistry they have received	0	0	N/A	92.8%	93.2%	92.5%
% of Patients satisfied with the time they had to wait for an appointment	0	0	N/A	86.8%	88.1%	87.0%

\* This is based on patients treated on this contract for their most recent course of treatment.

Figures in italics indicate the base number of FP17s or Patient Questionnaire responses are less than 100. N/A is shown where the base number of responses is less than 10 during the period. % is calculated as Quantity/Base number\*100

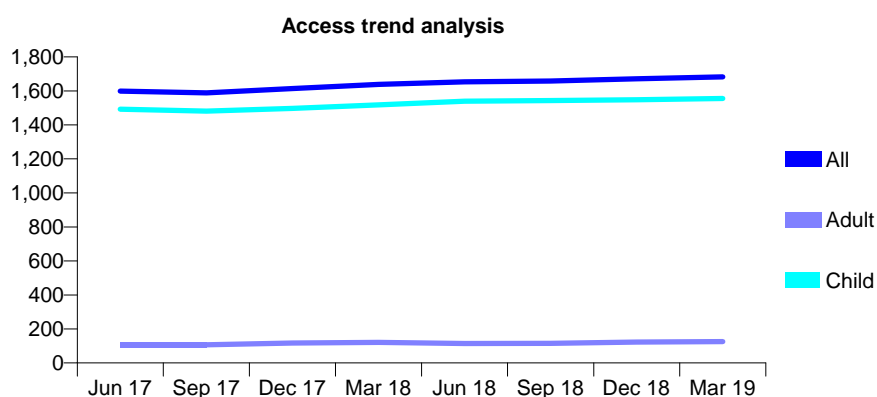
## Q46 - Vital Signs At a Glance Contract Report for 329622/0001 - Year end March 2019

Name or company name	MR SD HOWARTH
Contract type name	GDS Contract
Purpose of contract	General
Contract start date	01/04/2006
Contract end date	

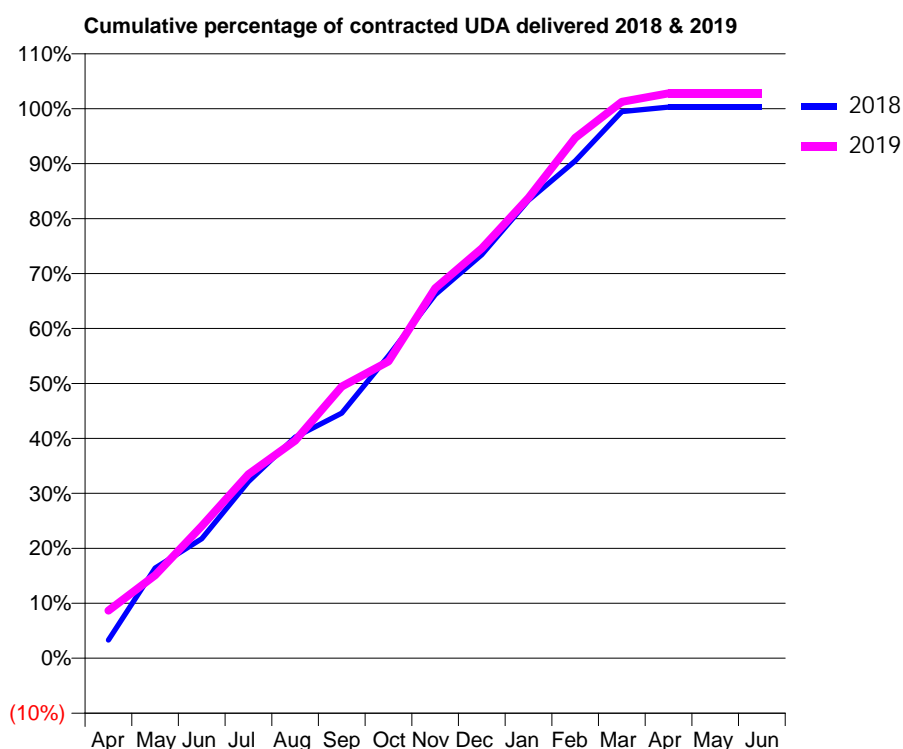
18/19 Contracted general activity (UDA)	3,000
Carry forward general activity (UDA)	-9
18/19 Contracted orthodontic activity (UOA)	0
Carry forward orthodontic activity (UOA)	0
Baseline contract value	£75,424.05

### ACCESS\*

Patients seen in 24 months	Total	Change since previous quarter
Quarter ending March 2018	1,638	
Quarter ending June 2018	1,653	→
Quarter ending September 2018	1,658	→
Quarter ending December 2018	1,671	→
Quarter ending March 2019	1,682	→
<b>Variance since March 2018</b>	<b>2.7%</b>	<b>↑</b>



### ACTIVITY



Adjusted Scheduled Activity (UDA)		
Month	2018	2019
April	99	260
May	493	453
June	652	721
July	964	1,005
August	1,207	1,188
September	1,338	1,484
October	1,650	1,620
November	1,985	2,020
December	2,203	2,237
January	2,499	2,512
February	2,715	2,840
March	2,984	3,037
April	3,009	3,083
May	3,009	3,083
June	3,009	3,083

### QUALITY

	Quantity	Base Number	Contract	AT	Region	England
% of FP17s for the same patient ID Re-attending within 3 months - Children	194	2,571	7.5%	12.2%	12.3%	11.8%
% of FP17s for the same patient ID Re-attending within 3 months - Adults	0	0	N/A	16.2%	15.9%	15.7%
% of FP17s for the same patient ID Re-attending between 3 & 9 months - Children	1,717	2,571	66.8%	58.0%	60.2%	58.9%
% of FP17s for the same patient ID Re-attending between 3 & 9 months - Adults	0	0	N/A	50.9%	53.0%	50.8%
% of FP17s for Band 1 Urgent Courses	127	2,572	4.9%	10.1%	9.1%	9.1%
% of FP17s Relating to Free Repair or Replacements	0	2,572	0.0%	0.8%	1.0%	0.8%
% of FP17s Relating to Continuations	0	2,572	0.0%	0.9%	1.0%	0.9%
% of Patients satisfied with the dentistry they have received	0	0	N/A	92.8%	93.2%	92.5%
% of Patients satisfied with the time they had to wait for an appointment	0	0	N/A	86.8%	88.1%	87.0%

\* This is based on patients treated on this contract for their most recent course of treatment.

Figures in italics indicate the base number of FP17s or Patient Questionnaire responses are less than 100. N/A is shown where the base number of responses is less than 10 during the period. % is calculated as Quantity/Base number\*100

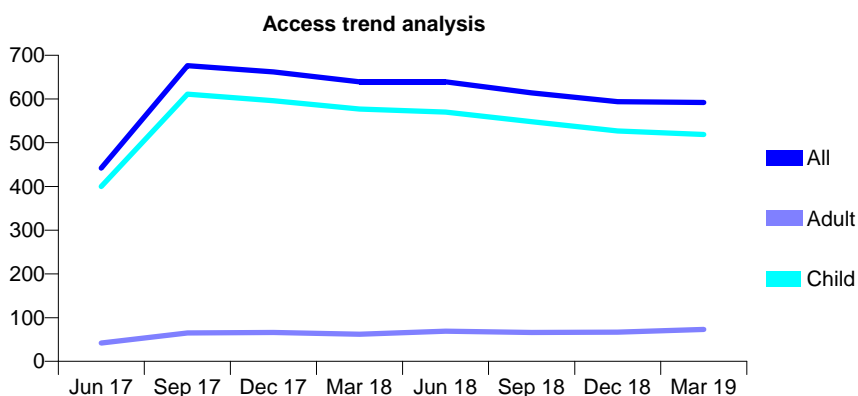
## Q46 - Vital Signs At a Glance Contract Report for 333379/0001 - Year end March 2019

Name or company name	MR AK JAIN
Contract type name	GDS Contract
Purpose of contract	General
Contract start date	01/04/2006
Contract end date	

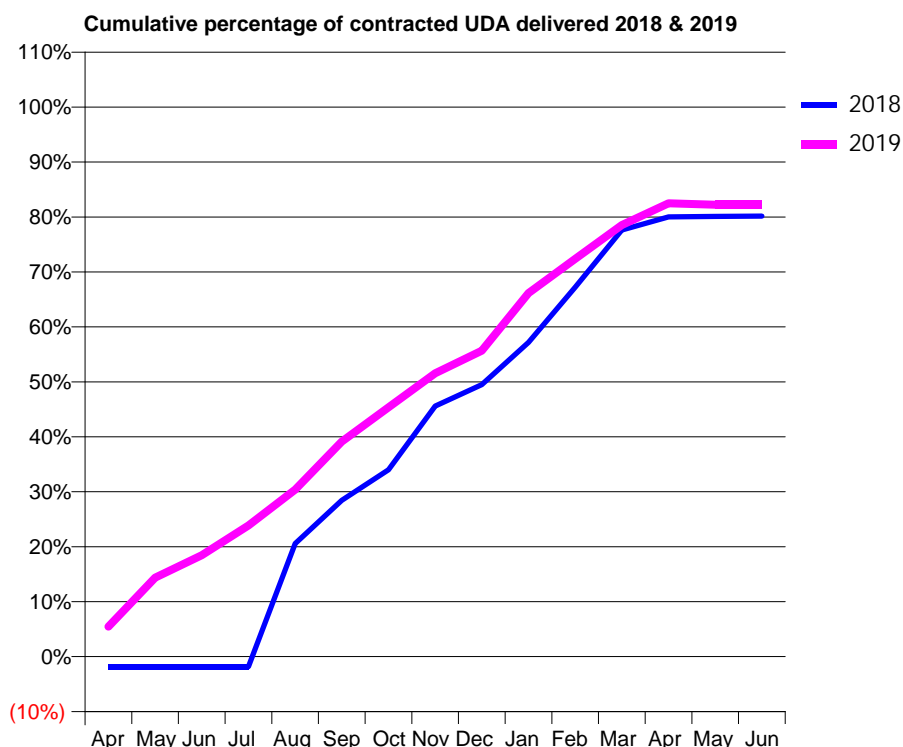
18/19 Contracted general activity (UDA)	1,535
Carry forward general activity (UDA)	0
18/19 Contracted orthodontic activity (UOA)	0
Carry forward orthodontic activity (UOA)	0
Baseline contract value	£38,591.97

### ACCESS\*

Patients seen in 24 months	Total	Change since previous quarter
Quarter ending March 2018	639	
Quarter ending June 2018	639	→
Quarter ending September 2018	614	↓
Quarter ending December 2018	594	↓
Quarter ending March 2019	592	→
<b>Variance since March 2018</b>	<b>(7.4%)</b>	<b>↓</b>



### ACTIVITY



Adjusted Scheduled Activity (UDA)		
Month	2018	2019
April	-28	84
May	-28	221
June	-28	283
July	-28	366
August	316	467
September	436	601
October	522	696
November	700	791
December	760	854
January	878	1,016
February	1,032	1,111
March	1,191	1,205
April	1,228	1,266
May	1,229	1,262
June	1,230	1,262

### QUALITY

	Quantity	Base Number	Contract	AT	Region	England
% of FP17s for the same patient ID Re-attending within 3 months - Children	56	859	6.5%	12.2%	12.3%	11.8%
% of FP17s for the same patient ID Re-attending within 3 months - Adults	0	28	0.0%	16.2%	15.9%	15.7%
% of FP17s for the same patient ID Re-attending between 3 & 9 months - Children	622	859	72.4%	58.0%	60.2%	58.9%
% of FP17s for the same patient ID Re-attending between 3 & 9 months - Adults	20	28	71.4%	50.9%	53.0%	50.8%
% of FP17s for Band 1 Urgent Courses	16	863	1.9%	10.1%	9.1%	9.1%
% of FP17s Relating to Free Repair or Replacements	0	863	0.0%	0.8%	1.0%	0.8%
% of FP17s Relating to Continuations	0	863	0.0%	0.9%	1.0%	0.9%
% of Patients satisfied with the dentistry they have received	0	0	N/A	92.8%	93.2%	92.5%
% of Patients satisfied with the time they had to wait for an appointment	0	0	N/A	86.8%	88.1%	87.0%

\* This is based on patients treated on this contract for their most recent course of treatment.  
 Figures in *italics* indicate the base number of FP17s or Patient Questionnaire responses are less than 100. N/A is shown where the base number of responses is less than 10 during the period. % is calculated as Quantity/Base number\*100

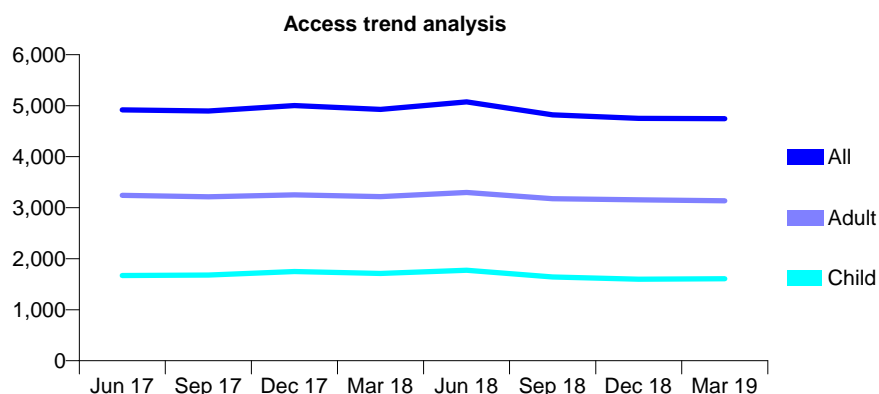
## Q46 - Vital Signs At a Glance Contract Report for 336815/0001 - Year end March 2019

Name or company name	MR S PATEL
Contract type name	GDS Contract
Purpose of contract	General
Contract start date	18/03/2010
Contract end date	

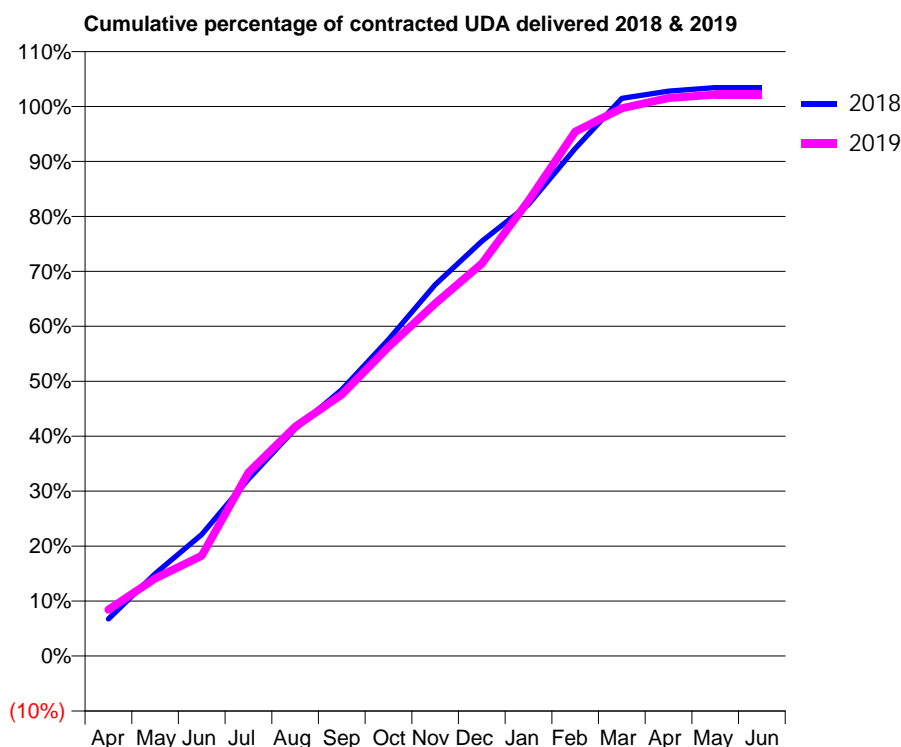
18/19 Contracted general activity (UDA)	11,938
Carry forward general activity (UDA)	-239
18/19 Contracted orthodontic activity (UOA)	0
Carry forward orthodontic activity (UOA)	0
Baseline contract value	£336,459.88

### ACCESS\*

Patients seen in 24 months	Total	Change since previous quarter
Quarter ending March 2018	4,927	
Quarter ending June 2018	5,072	↑
Quarter ending September 2018	4,820	↓
Quarter ending December 2018	4,752	↓
Quarter ending March 2019	4,744	→
<b>Variance since March 2018</b>	<b>(3.7%)</b>	<b>↓</b>



### ACTIVITY



Adjusted Scheduled Activity (UDA)		
Month	2018	2019
April	807	1,007
May	1,788	1,683
June	2,639	2,176
July	3,842	3,987
August	4,936	4,980
September	5,786	5,679
October	6,875	6,717
November	8,066	7,657
December	9,009	8,522
January	9,806	9,888
February	11,028	11,393
March	12,114	11,898
April	12,271	12,122
May	12,348	12,195
June	12,349	12,195

### QUALITY

	Quantity	Base Number	Contract	AT	Region	England
% of FP17s for the same patient ID Re-attending within 3 months - Children	235	2,840	8.3%	12.2%	12.3%	11.8%
% of FP17s for the same patient ID Re-attending within 3 months - Adults	886	5,173	17.1%	16.2%	15.9%	15.7%
% of FP17s for the same patient ID Re-attending between 3 & 9 months - Children	1,756	2,840	61.8%	58.0%	60.2%	58.9%
% of FP17s for the same patient ID Re-attending between 3 & 9 months - Adults	2,745	5,173	53.1%	50.9%	53.0%	50.8%
% of FP17s for Band 1 Urgent Courses	759	7,007	10.8%	10.1%	9.1%	9.1%
% of FP17s Relating to Free Repair or Replacements	41	7,007	0.6%	0.8%	1.0%	0.8%
% of FP17s Relating to Continuations	14	7,007	0.2%	0.9%	1.0%	0.9%
% of Patients satisfied with the dentistry they have received	0	0	N/A	92.8%	93.2%	92.5%
% of Patients satisfied with the time they had to wait for an appointment	0	0	N/A	86.8%	88.1%	87.0%

\* This is based on patients treated on this contract for their most recent course of treatment.

Figures in italics indicate the base number of FP17s or Patient Questionnaire responses are less than 100. N/A is shown where the base number of responses is less than 10 during the period. % is calculated as Quantity/Base number\*100

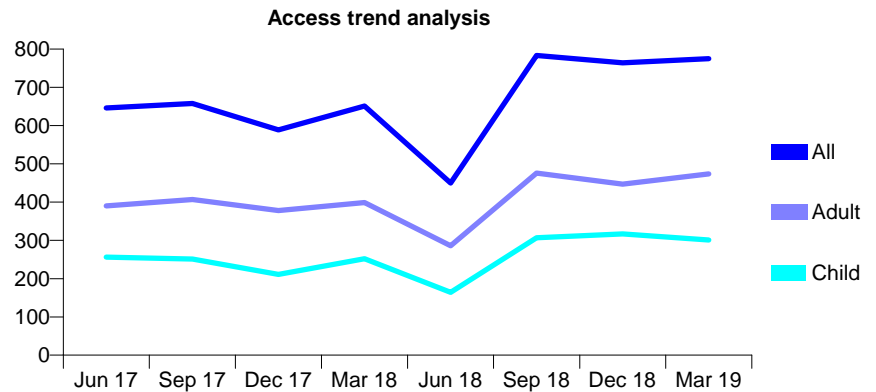
## Q46 - Vital Signs At a Glance Contract Report for 336815/0002 - Year end March 2019

Name or company name	MR S PATEL
Contract type name	GDS Contract
Purpose of contract	General
Contract start date	18/03/2010
Contract end date	

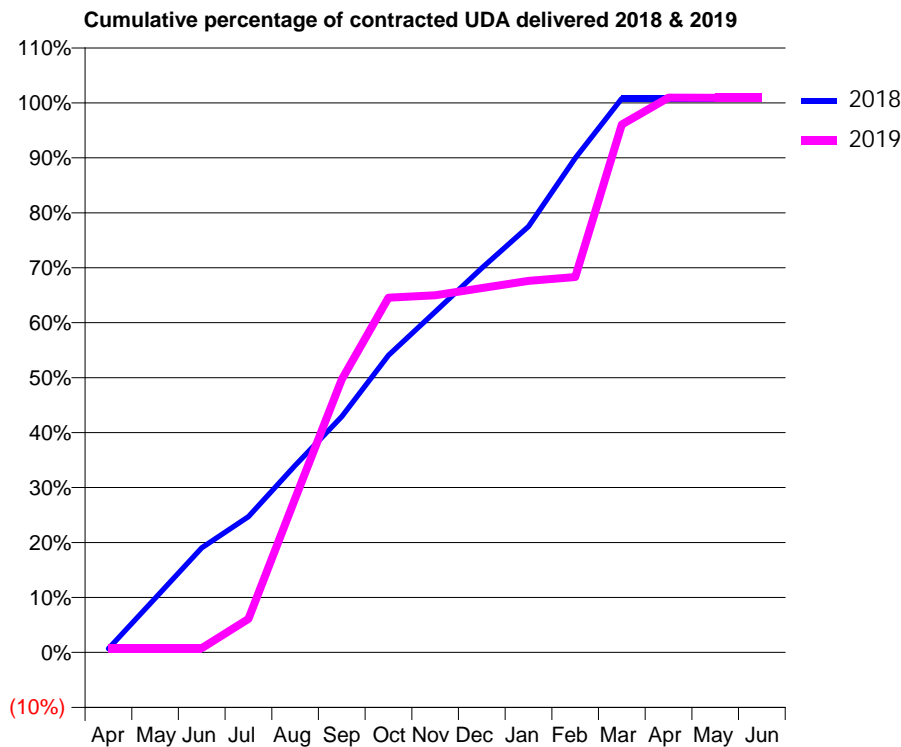
18/19 Contracted general activity (UDA)	1,900
Carry forward general activity (UDA)	-15
18/19 Contracted orthodontic activity (UOA)	0
Carry forward orthodontic activity (UOA)	0
Baseline contract value	£45,713.41

### ACCESS\*

Patients seen in 24 months	Total	Change since previous quarter
Quarter ending March 2018	651	
Quarter ending June 2018	450	↓
Quarter ending September 2018	783	↑
Quarter ending December 2018	764	↓
Quarter ending March 2019	775	→
<b>Variance since March 2018</b>	<b>19.0%</b>	<b>↑</b>



### ACTIVITY



Adjusted Scheduled Activity (UDA)		
Month	2018	2019
April	13	15
May	187	15
June	362	15
July	470	116
August	647	533
September	815	944
October	1,027	1,226
November	1,178	1,235
December	1,329	1,259
January	1,473	1,285
February	1,709	1,298
March	1,915	1,825
April	1,915	1,918
May	1,915	1,917
June	1,915	1,917

### QUALITY

	Quantity	Base Number	Contract	AT	Region	England
% of FP17s for the same patient ID Re-attending within 3 months - Children	7	418	1.7%	12.2%	12.3%	11.8%
% of FP17s for the same patient ID Re-attending within 3 months - Adults	22	648	3.4%	16.2%	15.9%	15.7%
% of FP17s for the same patient ID Re-attending between 3 & 9 months - Children	57	418	13.6%	58.0%	60.2%	58.9%
% of FP17s for the same patient ID Re-attending between 3 & 9 months - Adults	74	648	11.4%	50.9%	53.0%	50.8%
% of FP17s for Band 1 Urgent Courses	91	1,117	8.1%	10.1%	9.1%	9.1%
% of FP17s Relating to Free Repair or Replacements	8	1,117	0.7%	0.8%	1.0%	0.8%
% of FP17s Relating to Continuations	3	1,117	0.3%	0.9%	1.0%	0.9%
% of Patients satisfied with the dentistry they have received	0	0	N/A	92.8%	93.2%	92.5%
% of Patients satisfied with the time they had to wait for an appointment	0	0	N/A	86.8%	88.1%	87.0%

\* This is based on patients treated on this contract for their most recent course of treatment. Figures in italics indicate the base number of FP17s or Patient Questionnaire responses are less than 100. N/A is shown where the base number of responses is less than 10 during the period. % is calculated as Quantity/Base number\*100

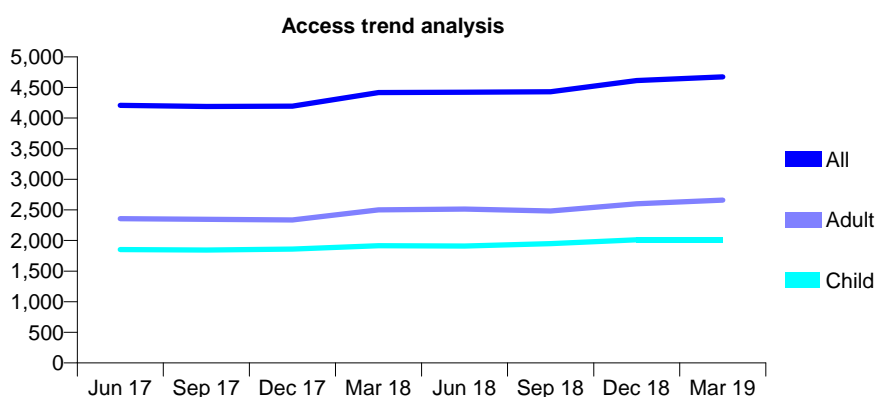
## Q46 - Vital Signs At a Glance Contract Report for 339881/0001 - Year end March 2019

Name or company name	MR S MIRTORABI
Contract type name	GDS Contract
Purpose of contract	General
Contract start date	01/04/2006
Contract end date	

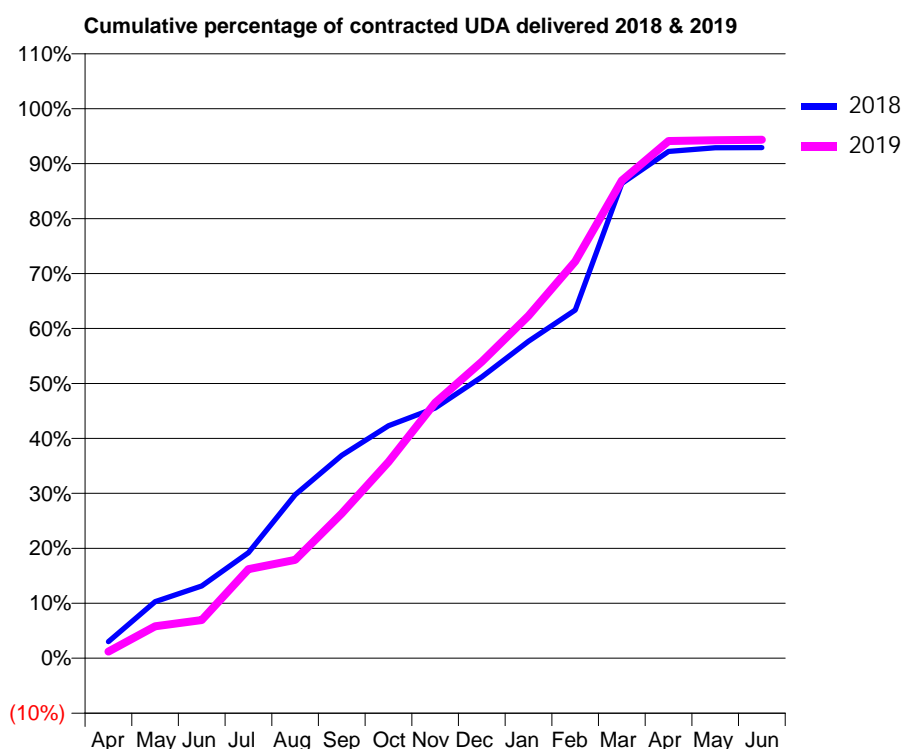
18/19 Contracted general activity (UDA)	10,570
Carry forward general activity (UDA)	273
18/19 Contracted orthodontic activity (UOA)	0
Carry forward orthodontic activity (UOA)	0
Baseline contract value	£343,890.90

### ACCESS\*

Patients seen in 24 months	Total	Change since previous quarter
Quarter ending March 2018	4,417	
Quarter ending June 2018	4,421	→
Quarter ending September 2018	4,431	→
Quarter ending December 2018	4,613	↑
Quarter ending March 2019	4,673	→
<b>Variance since March 2018</b>	<b>5.8%</b>	<b>↑</b>



### ACTIVITY



Adjusted Scheduled Activity (UDA)		
Month	2018	2019
April	318	126
May	1,089	613
June	1,391	734
July	2,030	1,713
August	3,142	1,893
September	3,904	2,785
October	4,472	3,776
November	4,814	4,917
December	5,412	5,704
January	6,096	6,585
February	6,696	7,631
March	9,132	9,187
April	9,746	9,949
May	9,818	9,965
June	9,821	9,972

### QUALITY

	Quantity	Base Number	Contract	AT	Region	England
% of FP17s for the same patient ID Re-attending within 3 months - Children	246	2,988	8.2%	12.2%	12.3%	11.8%
% of FP17s for the same patient ID Re-attending within 3 months - Adults	246	2,795	8.8%	16.2%	15.9%	15.7%
% of FP17s for the same patient ID Re-attending between 3 & 9 months - Children	1,666	2,988	55.8%	58.0%	60.2%	58.9%
% of FP17s for the same patient ID Re-attending between 3 & 9 months - Adults	967	2,795	34.6%	50.9%	53.0%	50.8%
% of FP17s for Band 1 Urgent Courses	374	5,022	7.4%	10.1%	9.1%	9.1%
% of FP17s Relating to Free Repair or Replacements	10	5,022	0.2%	0.8%	1.0%	0.8%
% of FP17s Relating to Continuations	29	5,022	0.6%	0.9%	1.0%	0.9%
% of Patients satisfied with the dentistry they have received	1	1	N/A	92.8%	93.2%	92.5%
% of Patients satisfied with the time they had to wait for an appointment	1	1	N/A	86.8%	88.1%	87.0%

\* This is based on patients treated on this contract for their most recent course of treatment. Figures in italics indicate the base number of FP17s or Patient Questionnaire responses are less than 100. N/A is shown where the base number of responses is less than 10 during the period. % is calculated as Quantity/Base number\*100



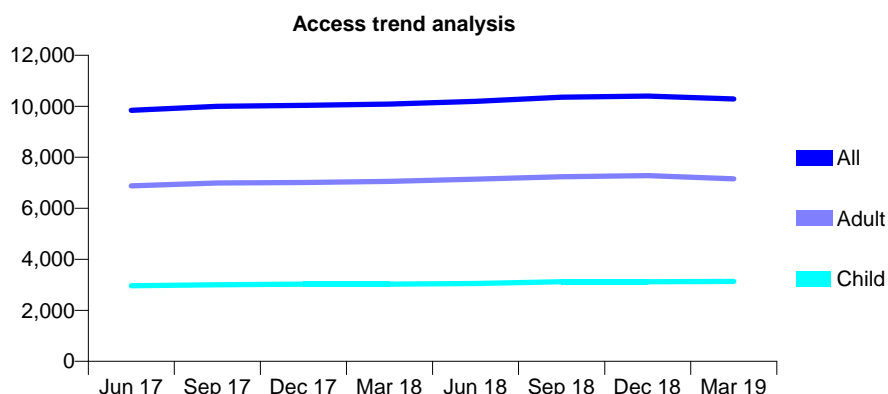
## Q46 - Vital Signs At a Glance Contract Report for 342327/0001 - Year end March 2019

Name or company name	MR MK MUSHTAQ
Contract type name	GDS Contract
Purpose of contract	General
Contract start date	01/04/2006
Contract end date	

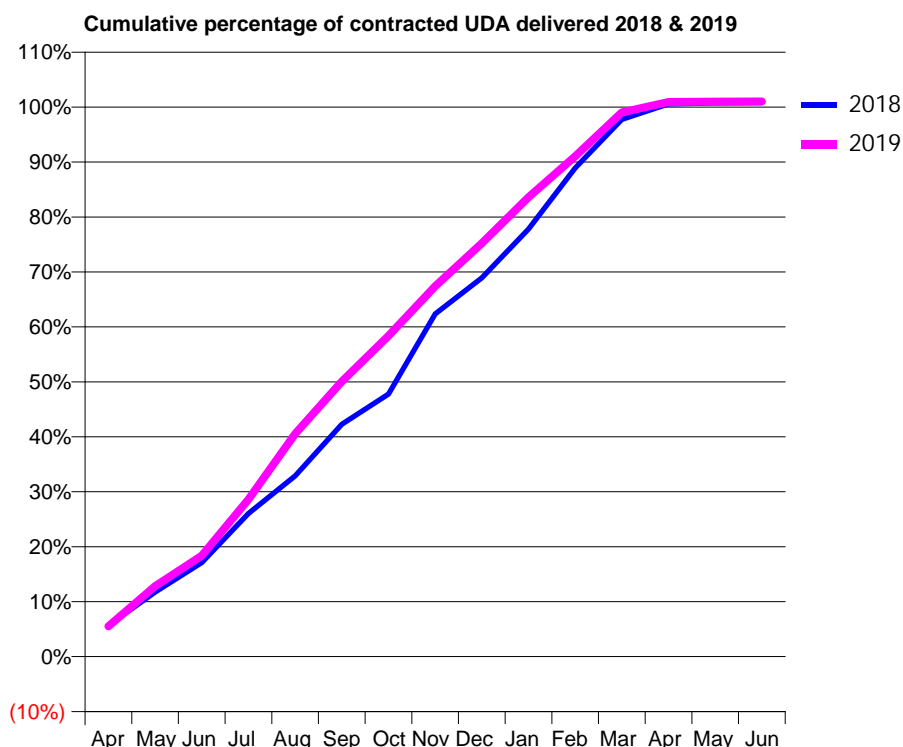
18/19 Contracted general activity (UDA)	22,660
Carry forward general activity (UDA)	-184
18/19 Contracted orthodontic activity (UOA)	0
Carry forward orthodontic activity (UOA)	0
Baseline contract value	£617,373.38

### ACCESS\*

Patients seen in 24 months	Total	Change since previous quarter
Quarter ending March 2018	10,085	
Quarter ending June 2018	10,195	→
Quarter ending September 2018	10,358	→
Quarter ending December 2018	10,402	→
Quarter ending March 2019	10,290	↓
<b>Variance since March 2018</b>	<b>2.0%</b>	<b>↑</b>



### ACTIVITY



Adjusted Scheduled Activity (UDA)		
Month	2018	2019
April	1,284	1,250
May	2,666	2,907
June	3,882	4,160
July	5,905	6,486
August	7,451	9,194
September	9,584	11,344
October	10,827	13,227
November	14,136	15,272
December	15,621	17,043
January	17,631	18,942
February	20,153	20,635
March	22,148	22,437
April	22,793	22,866
May	22,829	22,885
June	22,844	22,888

### QUALITY

	Quantity	Base Number	Contract	AT	Region	England
% of FP17s for the same patient ID Re-attending within 3 months - Children	214	4,072	5.3%	12.2%	12.3%	11.8%
% of FP17s for the same patient ID Re-attending within 3 months - Adults	1,266	8,771	14.4%	16.2%	15.9%	15.7%
% of FP17s for the same patient ID Re-attending between 3 & 9 months - Children	2,187	4,072	53.7%	58.0%	60.2%	58.9%
% of FP17s for the same patient ID Re-attending between 3 & 9 months - Adults	3,970	8,771	45.3%	50.9%	53.0%	50.8%
% of FP17s for Band 1 Urgent Courses	1,042	11,789	8.8%	10.1%	9.1%	9.1%
% of FP17s Relating to Free Repair or Replacements	197	11,789	1.7%	0.8%	1.0%	0.8%
% of FP17s Relating to Continuations	68	11,789	0.6%	0.9%	1.0%	0.9%
% of Patients satisfied with the dentistry they have received	0	0	N/A	92.8%	93.2%	92.5%
% of Patients satisfied with the time they had to wait for an appointment	0	0	N/A	86.8%	88.1%	87.0%

\* This is based on patients treated on this contract for their most recent course of treatment.

Figures in *italics* indicate the base number of FP17s or Patient Questionnaire responses are less than 100. N/A is shown where the base number of responses is less than 10 during the period. % is calculated as Quantity/Base number\*100

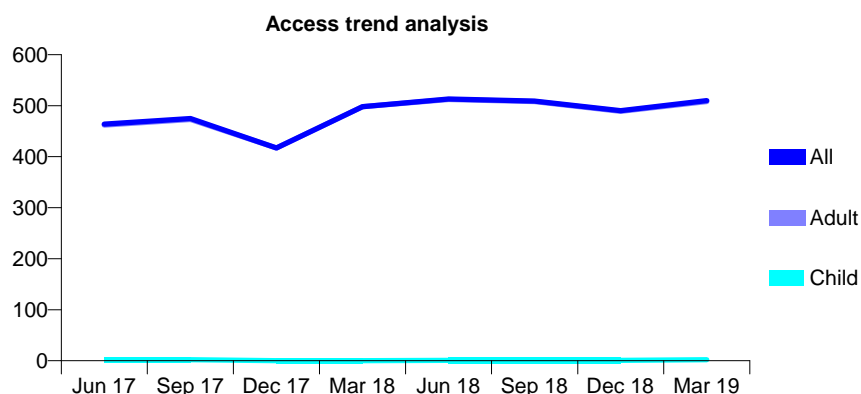
## Q46 - Vital Signs At a Glance Contract Report for 342327/0002 - Year end March 2019

Name or company name	MR MK MUSHTAQ
Contract type name	PDS Contract
Purpose of contract	General
Contract start date	01/04/2013
Contract end date	31/03/2019

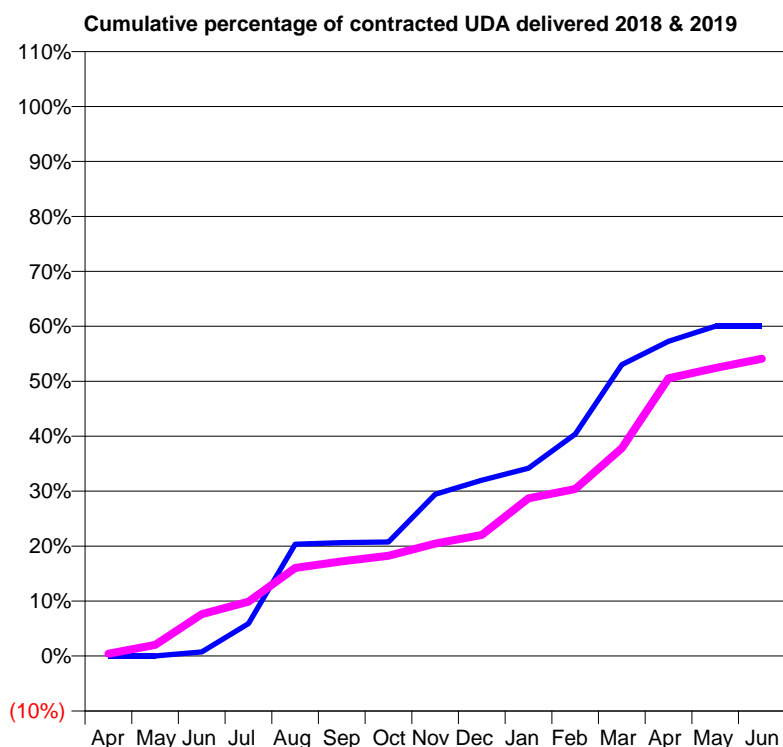
18/19 Contracted general activity (UDA)	700
Carry forward general activity (UDA)	0
18/19 Contracted orthodontic activity (UOA)	0
Carry forward orthodontic activity (UOA)	0
Baseline contract value	£60,777.78

### ACCESS\*

Patients seen in 24 months	Total	Change since previous quarter
Quarter ending March 2018	498	
Quarter ending June 2018	513	↑
Quarter ending September 2018	509	→
Quarter ending December 2018	490	↓
Quarter ending March 2019	510	↑
<b>Variance since March 2018</b>	<b>2.4%</b>	<b>↑</b>



### ACTIVITY



Adjusted Scheduled Activity (UDA)		
Month	2018	2019
April	0	3
May	0	14
June	5	53
July	41	69
August	142	112
September	144	121
October	145	128
November	206	143
December	224	154
January	239	201
February	283	213
March	371	265
April	401	354
May	420	367
June	420	379

### QUALITY

	Quantity	Base Number	Contract	AT	Region	England
% of FP17s for the same patient ID Re-attending within 3 months - Children	0	2	0.0%	12.2%	12.3%	11.8%
% of FP17s for the same patient ID Re-attending within 3 months - Adults	3	278	1.1%	16.2%	15.9%	15.7%
% of FP17s for the same patient ID Re-attending between 3 & 9 months - Children	0	2	0.0%	58.0%	60.2%	58.9%
% of FP17s for the same patient ID Re-attending between 3 & 9 months - Adults	22	278	7.9%	50.9%	53.0%	50.8%
% of FP17s for Band 1 Urgent Courses	15	337	4.5%	10.1%	9.1%	9.1%
% of FP17s Relating to Free Repair or Replacements	0	337	0.0%	0.8%	1.0%	0.8%
% of FP17s Relating to Continuations	0	337	0.0%	0.9%	1.0%	0.9%
% of Patients satisfied with the dentistry they have received	0	0	N/A	92.8%	93.2%	92.5%
% of Patients satisfied with the time they had to wait for an appointment	0	0	N/A	86.8%	88.1%	87.0%

\* This is based on patients treated on this contract for their most recent course of treatment.

Figures in italics indicate the base number of FP17s or Patient Questionnaire responses are less than 100. N/A is shown where the base number of responses is less than 10 during the period. % is calculated as Quantity/Base number\*100

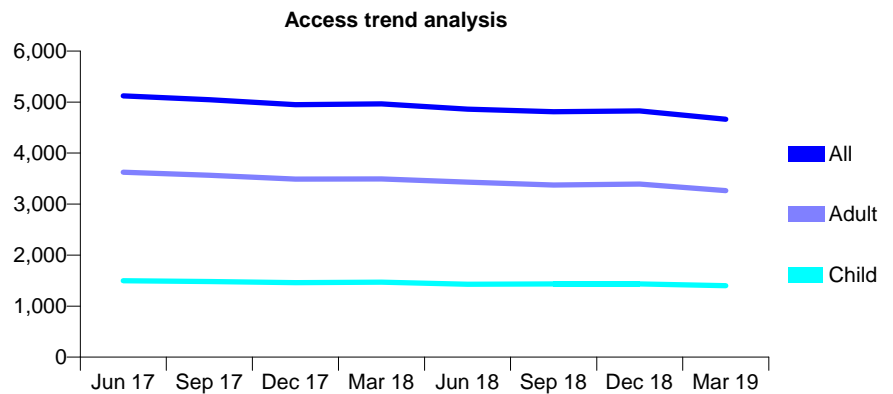
## Q46 - Vital Signs At a Glance Contract Report for 356956/0001 - Year end March 2019

Name or company name	MF Dental Partners
Contract type name	GDS Contract
Purpose of contract	General
Contract start date	18/09/2007
Contract end date	

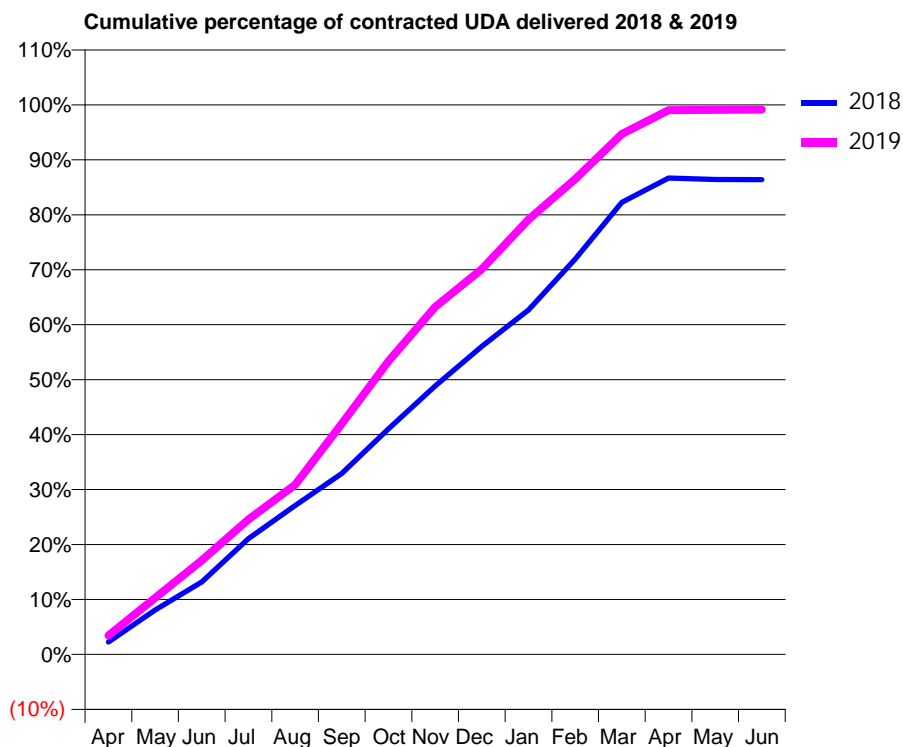
18/19 Contracted general activity (UDA)	10,000
Carry forward general activity (UDA)	0
18/19 Contracted orthodontic activity (UOA)	0
Carry forward orthodontic activity (UOA)	0
Baseline contract value	£261,038.24

### ACCESS\*

Patients seen in 24 months	Total	Change since previous quarter
Quarter ending March 2018	4,964	
Quarter ending June 2018	4,861	↓
Quarter ending September 2018	4,812	↓
Quarter ending December 2018	4,827	→
Quarter ending March 2019	4,664	↓
<b>Variance since March 2018</b>	<b>(6.0%)</b>	<b>↓</b>



### ACTIVITY



Adjusted Scheduled Activity (UDA)		
Month	2018	2019
April	227	345
May	808	1,030
June	1,320	1,712
July	2,108	2,457
August	2,708	3,087
September	3,291	4,197
October	4,104	5,338
November	4,886	6,324
December	5,605	7,012
January	6,269	7,915
February	7,194	8,650
March	8,226	9,470
April	8,669	9,902
May	8,643	9,908
June	8,641	9,913

### QUALITY

	Quantity	Base Number	Contract	AT	Region	England
% of FP17s for the same patient ID Re-attending within 3 months - Children	216	2,186	9.9%	12.2%	12.3%	11.8%
% of FP17s for the same patient ID Re-attending within 3 months - Adults	494	4,643	10.6%	16.2%	15.9%	15.7%
% of FP17s for the same patient ID Re-attending between 3 & 9 months - Children	1,375	2,186	62.9%	58.0%	60.2%	58.9%
% of FP17s for the same patient ID Re-attending between 3 & 9 months - Adults	2,772	4,643	59.7%	50.9%	53.0%	50.8%
% of FP17s for Band 1 Urgent Courses	299	5,652	5.3%	10.1%	9.1%	9.1%
% of FP17s Relating to Free Repair or Replacements	65	5,652	1.2%	0.8%	1.0%	0.8%
% of FP17s Relating to Continuations	2	5,652	0.0%	0.9%	1.0%	0.9%
% of Patients satisfied with the dentistry they have received	1	1	N/A	92.8%	93.2%	92.5%
% of Patients satisfied with the time they had to wait for an appointment	1	1	N/A	86.8%	88.1%	87.0%

\* This is based on patients treated on this contract for their most recent course of treatment.

Figures in italics indicate the base number of FP17s or Patient Questionnaire responses are less than 100. N/A is shown where the base number of responses is less than 10 during the period. % is calculated as Quantity/Base number\*100

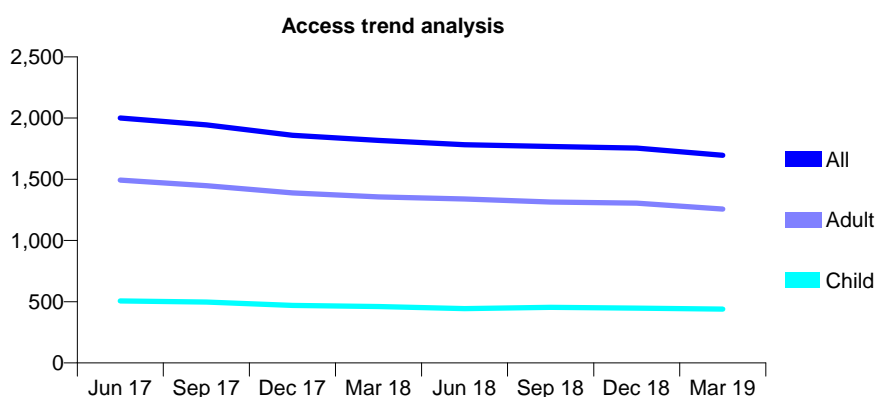
## Q46 - Vital Signs At a Glance Contract Report for 356956/0002 - Year end March 2019

Name or company name	MF Dental Partners
Contract type name	GDS Contract
Purpose of contract	General
Contract start date	01/08/2013
Contract end date	

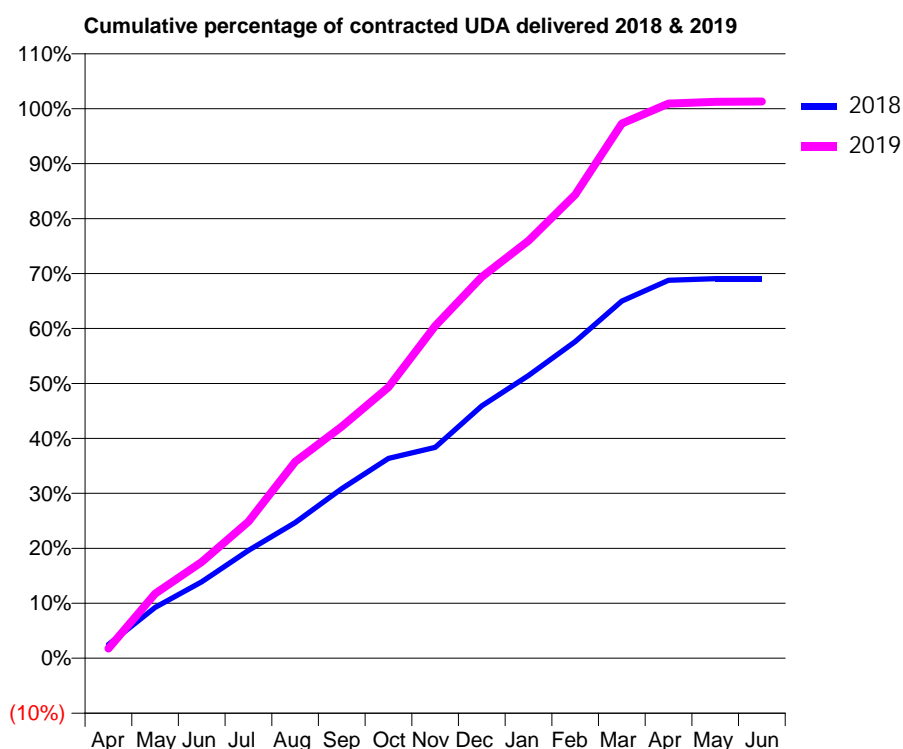
18/19 Contracted general activity (UDA)	5,388
Carry forward general activity (UDA)	0
18/19 Contracted orthodontic activity (UOA)	0
Carry forward orthodontic activity (UOA)	0
Baseline contract value	£151,468.01

### ACCESS\*

Patients seen in 24 months	Total	Change since previous quarter
Quarter ending March 2018	1,817	
Quarter ending June 2018	1,783	↓
Quarter ending September 2018	1,769	→
Quarter ending December 2018	1,754	→
Quarter ending March 2019	1,696	↓
<b>Variance since March 2018</b>	<b>(6.7%)</b>	<b>↓</b>



### ACTIVITY



Adjusted Scheduled Activity (UDA)		
Month	2018	2019
April	134	94
May	498	634
June	750	945
July	1,057	1,340
August	1,330	1,926
September	1,662	2,272
October	1,959	2,658
November	2,068	3,259
December	2,475	3,738
January	2,772	4,093
February	3,105	4,545
March	3,501	5,241
April	3,706	5,437
May	3,720	5,455
June	3,720	5,458

### QUALITY

	Quantity	Base Number	Contract	AT	Region	England
% of FP17s for the same patient ID Re-attending within 3 months - Children	43	591	7.3%	12.2%	12.3%	11.8%
% of FP17s for the same patient ID Re-attending within 3 months - Adults	239	1,709	14.0%	16.2%	15.9%	15.7%
% of FP17s for the same patient ID Re-attending between 3 & 9 months - Children	277	591	46.9%	58.0%	60.2%	58.9%
% of FP17s for the same patient ID Re-attending between 3 & 9 months - Adults	852	1,709	49.9%	50.9%	53.0%	50.8%
% of FP17s for Band 1 Urgent Courses	156	2,291	6.8%	10.1%	9.1%	9.1%
% of FP17s Relating to Free Repair or Replacements	33	2,291	1.4%	0.8%	1.0%	0.8%
% of FP17s Relating to Continuations	20	2,291	0.9%	0.9%	1.0%	0.9%
% of Patients satisfied with the dentistry they have received	1	1	N/A	92.8%	93.2%	92.5%
% of Patients satisfied with the time they had to wait for an appointment	1	1	N/A	86.8%	88.1%	87.0%

\* This is based on patients treated on this contract for their most recent course of treatment.

Figures in italics indicate the base number of FP17s or Patient Questionnaire responses are less than 100. N/A is shown where the base number of responses is less than 10 during the period. % is calculated as Quantity/Base number\*100

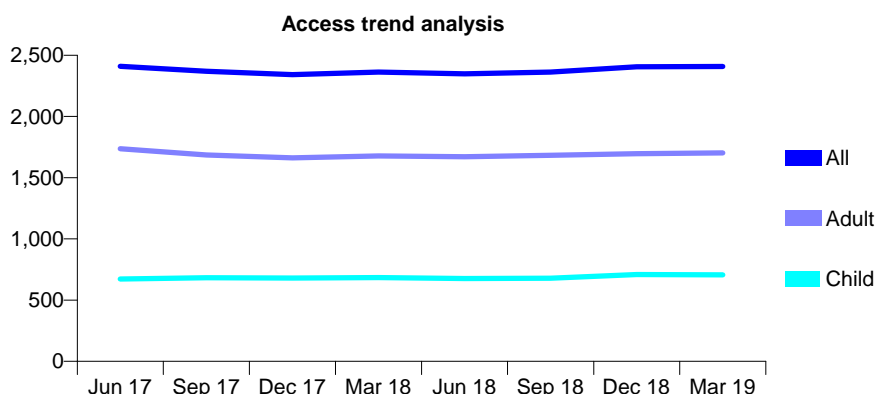
## Q46 - Vital Signs At a Glance Contract Report for 358975/0001 - Year end March 2019

Name or company name	MISS P STOREY
Contract type name	GDS Contract
Purpose of contract	General
Contract start date	06/05/2011
Contract end date	

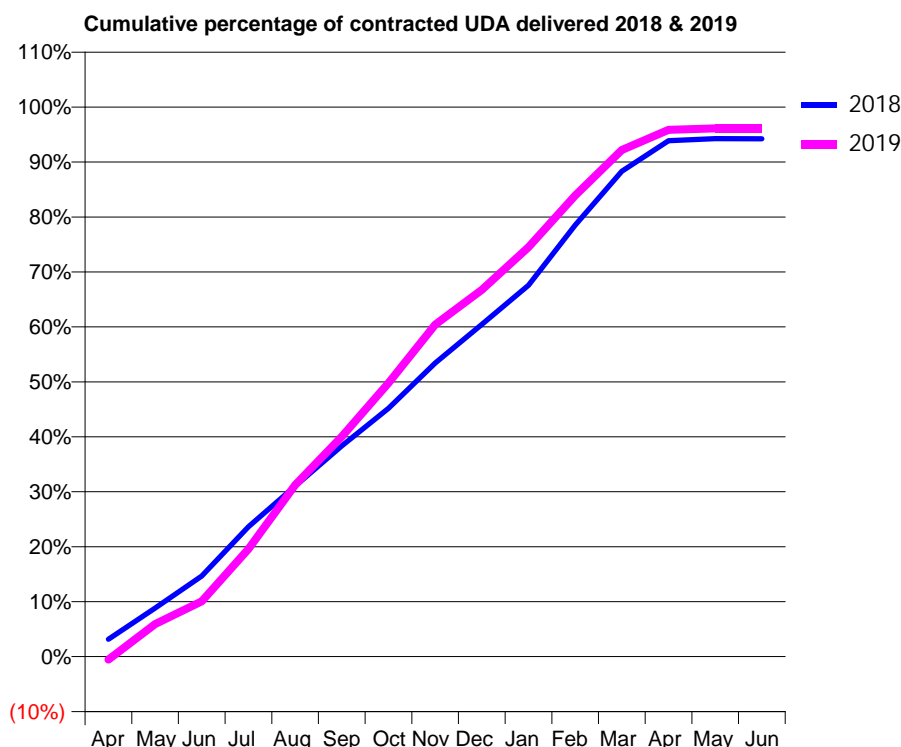
18/19 Contracted general activity (UDA)	6,504
Carry forward general activity (UDA)	240
18/19 Contracted orthodontic activity (UOA)	0
Carry forward orthodontic activity (UOA)	0
Baseline contract value	£186,196.04

### ACCESS\*

Patients seen in 24 months	Total	Change since previous quarter
Quarter ending March 2018	2,363	
Quarter ending June 2018	2,348	→
Quarter ending September 2018	2,363	→
Quarter ending December 2018	2,406	→
Quarter ending March 2019	2,409	→
<b>Variance since March 2018</b>	<b>1.9%</b>	<b>→</b>



### ACTIVITY



Adjusted Scheduled Activity (UDA)		
Month	2018	2019
April	206	-36
May	576	387
June	954	655
July	1,538	1,275
August	2,017	2,032
September	2,493	2,604
October	2,940	3,237
November	3,475	3,929
December	3,931	4,340
January	4,394	4,846
February	5,107	5,457
March	5,744	5,995
April	6,106	6,235
May	6,129	6,252
June	6,128	6,252

### QUALITY

	Quantity	Base Number	Contract	AT	Region	England
% of FP17s for the same patient ID Re-attending within 3 months - Children	68	1,083	6.3%	12.2%	12.3%	11.8%
% of FP17s for the same patient ID Re-attending within 3 months - Adults	345	2,926	11.8%	16.2%	15.9%	15.7%
% of FP17s for the same patient ID Re-attending between 3 & 9 months - Children	686	1,083	63.3%	58.0%	60.2%	58.9%
% of FP17s for the same patient ID Re-attending between 3 & 9 months - Adults	2,012	2,926	68.8%	50.9%	53.0%	50.8%
% of FP17s for Band 1 Urgent Courses	353	3,985	8.9%	10.1%	9.1%	9.1%
% of FP17s Relating to Free Repair or Replacements	8	3,985	0.2%	0.8%	1.0%	0.8%
% of FP17s Relating to Continuations	0	3,985	0.0%	0.9%	1.0%	0.9%
% of Patients satisfied with the dentistry they have received	2	2	N/A	92.8%	93.2%	92.5%
% of Patients satisfied with the time they had to wait for an appointment	2	2	N/A	86.8%	88.1%	87.0%

\* This is based on patients treated on this contract for their most recent course of treatment.  
 Figures in *italics* indicate the base number of FP17s or Patient Questionnaire responses are less than 100. N/A is shown where the base number of responses is less than 10 during the period. % is calculated as Quantity/Base number\*100

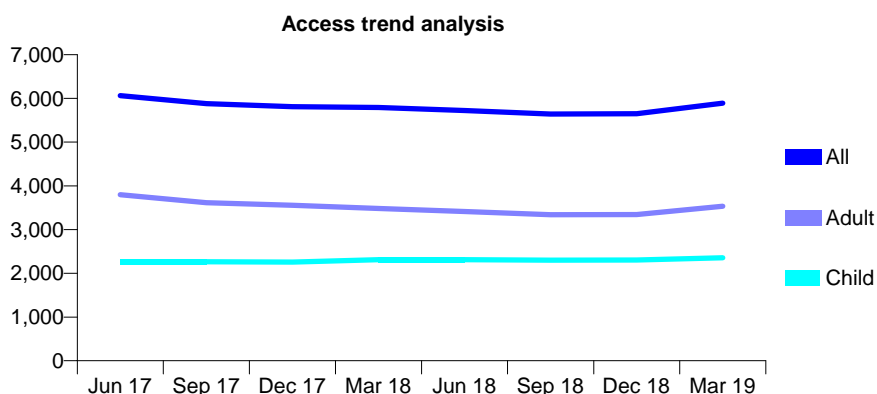
## Q46 - Vital Signs At a Glance Contract Report for 367931/0001 - Year end March 2019

Name or company name	MS T KHAN
Contract type name	GDS Contract
Purpose of contract	General
Contract start date	01/08/2007
Contract end date	

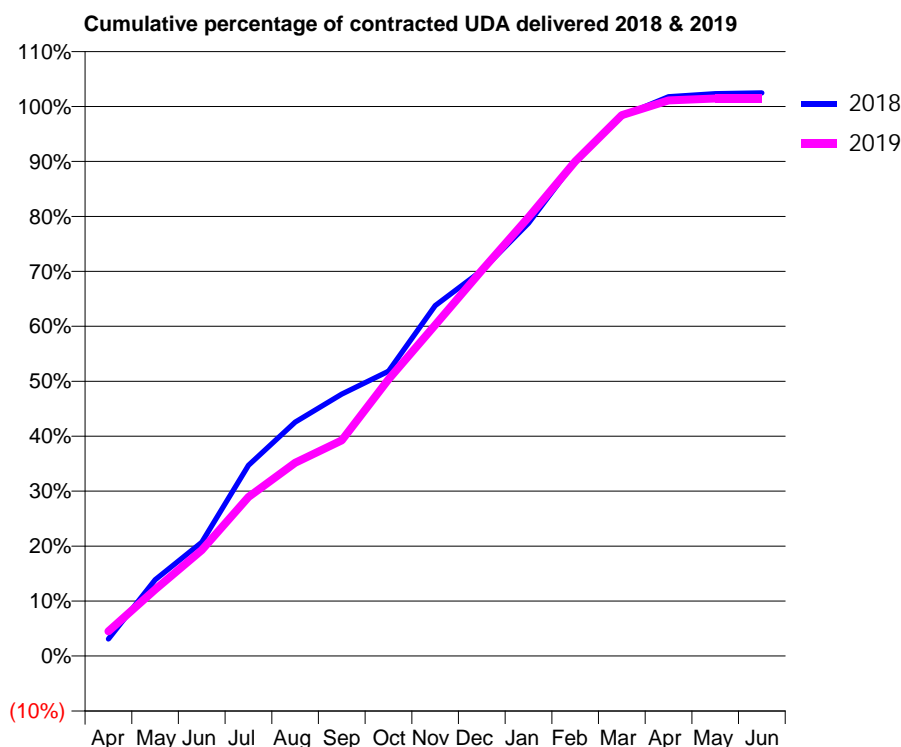
18/19 Contracted general activity (UDA)	15,309
Carry forward general activity (UDA)	-306
18/19 Contracted orthodontic activity (UOA)	0
Carry forward orthodontic activity (UOA)	0
Baseline contract value	£436,636.51

### ACCESS\*

Patients seen in 24 months	Total	Change since previous quarter
Quarter ending March 2018	5,792	
Quarter ending June 2018	5,723	↓
Quarter ending September 2018	5,640	↓
Quarter ending December 2018	5,649	→
Quarter ending March 2019	5,891	↑
<b>Variance since March 2018</b>	<b>1.7%</b>	<b>→</b>



### ACTIVITY



Adjusted Scheduled Activity (UDA)		
Month	2018	2019
April	477	689
May	2,124	1,853
June	3,166	2,951
July	5,312	4,429
August	6,517	5,387
September	7,299	6,009
October	7,933	7,705
November	9,760	9,221
December	10,739	10,743
January	12,058	12,221
February	13,779	13,778
March	15,039	15,065
April	15,579	15,476
May	15,666	15,531
June	15,685	15,530

### QUALITY

	Quantity	Base Number	Contract	AT	Region	England
% of FP17s for the same patient ID Re-attending within 3 months - Children	350	3,098	11.3%	12.2%	12.3%	11.8%
% of FP17s for the same patient ID Re-attending within 3 months - Adults	860	4,736	18.2%	16.2%	15.9%	15.7%
% of FP17s for the same patient ID Re-attending between 3 & 9 months - Children	1,457	3,098	47.0%	58.0%	60.2%	58.9%
% of FP17s for the same patient ID Re-attending between 3 & 9 months - Adults	2,103	4,736	44.4%	50.9%	53.0%	50.8%
% of FP17s for Band 1 Urgent Courses	830	7,764	10.7%	10.1%	9.1%	9.1%
% of FP17s Relating to Free Repair or Replacements	82	7,764	1.1%	0.8%	1.0%	0.8%
% of FP17s Relating to Continuations	5	7,764	0.1%	0.9%	1.0%	0.9%
% of Patients satisfied with the dentistry they have received	0	0	N/A	92.8%	93.2%	92.5%
% of Patients satisfied with the time they had to wait for an appointment	0	0	N/A	86.8%	88.1%	87.0%

\* This is based on patients treated on this contract for their most recent course of treatment.

Figures in italics indicate the base number of FP17s or Patient Questionnaire responses are less than 100. N/A is shown where the base number of responses is less than 10 during the period. % is calculated as Quantity/Base number\*100

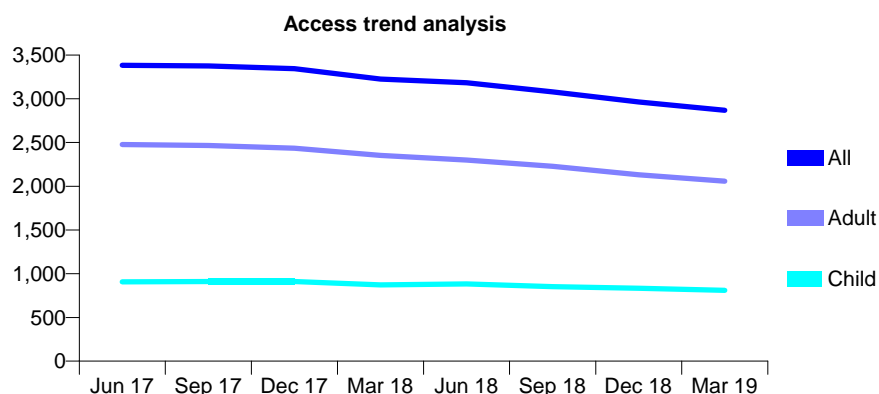
## Q46 - Vital Signs At a Glance Contract Report for 367931/0003 - Year end March 2019

Name or company name	MS T KHAN
Contract type name	GDS Contract
Purpose of contract	General
Contract start date	01/06/2015
Contract end date	

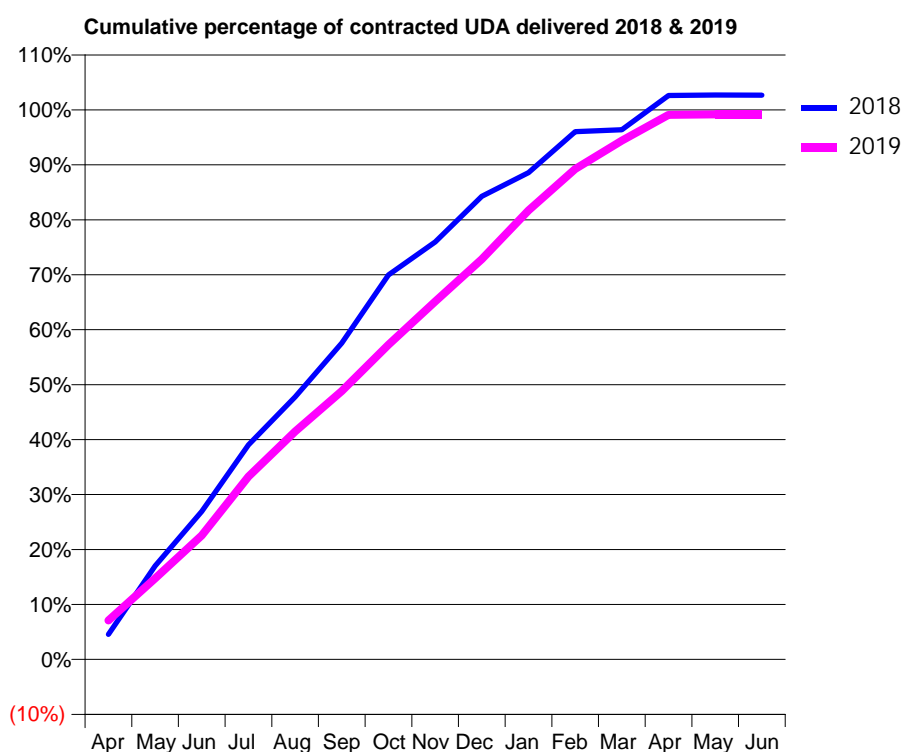
18/19 Contracted general activity (UDA)	8,521
Carry forward general activity (UDA)	-170
18/19 Contracted orthodontic activity (UOA)	0
Carry forward orthodontic activity (UOA)	0
Baseline contract value	£212,103.10

### ACCESS\*

Patients seen in 24 months	Total	Change since previous quarter
Quarter ending March 2018	3,224	
Quarter ending June 2018	3,183	↓
Quarter ending September 2018	3,079	↓
Quarter ending December 2018	2,964	↓
Quarter ending March 2019	2,869	↓
<b>Variance since March 2018</b>	<b>(11.0%)</b>	<b>↓</b>



### ACTIVITY



Adjusted Scheduled Activity (UDA)		
Month	2018	2019
April	389	605
May	1,450	1,256
June	2,295	1,923
July	3,325	2,835
August	4,070	3,536
September	4,903	4,161
October	5,963	4,880
November	6,474	5,548
December	7,180	6,205
January	7,545	6,962
February	8,182	7,605
March	8,211	8,042
April	8,744	8,443
May	8,750	8,451
June	8,748	8,451

### QUALITY

	Quantity	Base Number	Contract	AT	Region	England
% of FP17s for the same patient ID Re-attending within 3 months - Children	122	1,364	8.9%	12.2%	12.3%	11.8%
% of FP17s for the same patient ID Re-attending within 3 months - Adults	409	2,685	15.2%	16.2%	15.9%	15.7%
% of FP17s for the same patient ID Re-attending between 3 & 9 months - Children	797	1,364	58.4%	58.0%	60.2%	58.9%
% of FP17s for the same patient ID Re-attending between 3 & 9 months - Adults	1,241	2,685	46.2%	50.9%	53.0%	50.8%
% of FP17s for Band 1 Urgent Courses	249	3,981	6.3%	10.1%	9.1%	9.1%
% of FP17s Relating to Free Repair or Replacements	23	3,981	0.6%	0.8%	1.0%	0.8%
% of FP17s Relating to Continuations	1	3,981	0.0%	0.9%	1.0%	0.9%
% of Patients satisfied with the dentistry they have received	0	0	N/A	92.8%	93.2%	92.5%
% of Patients satisfied with the time they had to wait for an appointment	0	0	N/A	86.8%	88.1%	87.0%

\* This is based on patients treated on this contract for their most recent course of treatment.

Figures in italics indicate the base number of FP17s or Patient Questionnaire responses are less than 100. N/A is shown where the base number of responses is less than 10 during the period. % is calculated as Quantity/Base number\*100



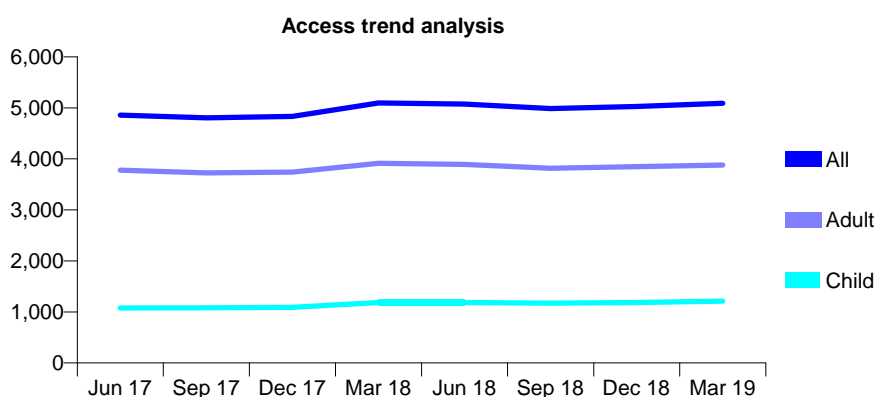
## Q46 - Vital Signs At a Glance Contract Report for 383392/0001 - Year end March 2019

Name or company name	MR BS GREWAL
Contract type name	GDS Contract
Purpose of contract	General
Contract start date	01/09/2013
Contract end date	

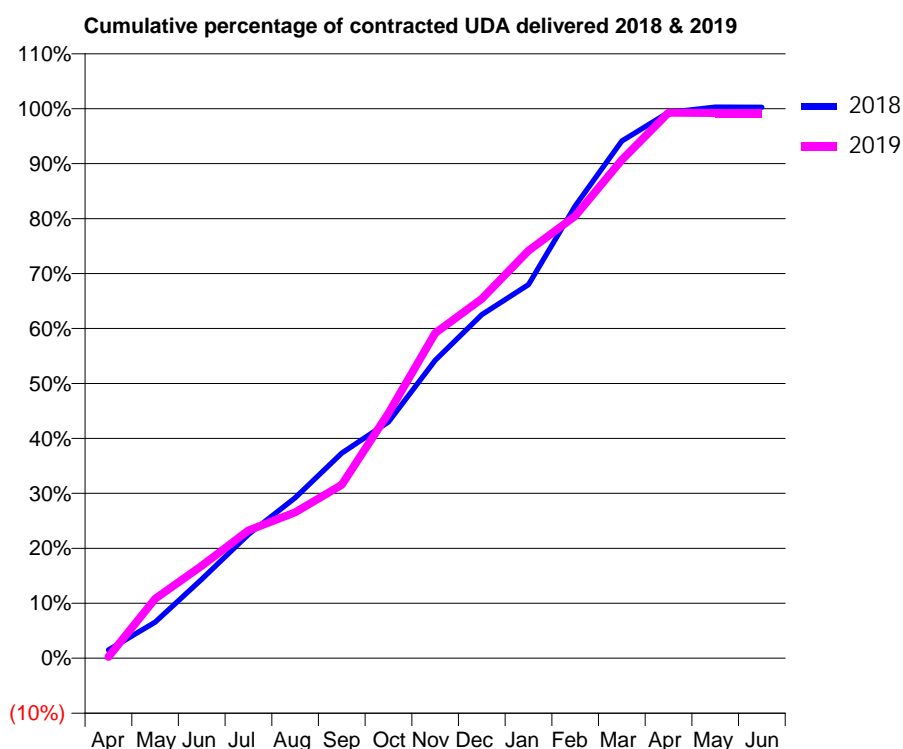
18/19 Contracted general activity (UDA)	11,195
Carry forward general activity (UDA)	-28
18/19 Contracted orthodontic activity (UOA)	0
Carry forward orthodontic activity (UOA)	0
Baseline contract value	£401,140.99

### ACCESS\*

Patients seen in 24 months	Total	Change since previous quarter
Quarter ending March 2018	5,097	
Quarter ending June 2018	5,075	→
Quarter ending September 2018	4,988	↓
Quarter ending December 2018	5,029	→
Quarter ending March 2019	5,089	→
<b>Variance since March 2018</b>	<b>(0.2%)</b>	<b>→</b>



### ACTIVITY



Adjusted Scheduled Activity (UDA)		
Month	2018	2019
April	168	28
May	734	1,210
June	1,609	1,883
July	2,523	2,604
August	3,269	2,970
September	4,179	3,532
October	4,816	4,995
November	6,067	6,622
December	7,000	7,319
January	7,610	8,302
February	9,213	9,011
March	10,535	10,151
April	11,117	11,111
May	11,226	11,107
June	11,223	11,107

### QUALITY

	Quantity	Base Number	Contract	AT	Region	England
% of FP17s for the same patient ID Re-attending within 3 months - Children	169	2,036	8.3%	12.2%	12.3%	11.8%
% of FP17s for the same patient ID Re-attending within 3 months - Adults	537	5,407	9.9%	16.2%	15.9%	15.7%
% of FP17s for the same patient ID Re-attending between 3 & 9 months - Children	1,379	2,036	67.7%	58.0%	60.2%	58.9%
% of FP17s for the same patient ID Re-attending between 3 & 9 months - Adults	3,316	5,407	61.3%	50.9%	53.0%	50.8%
% of FP17s for Band 1 Urgent Courses	365	6,599	5.5%	10.1%	9.1%	9.1%
% of FP17s Relating to Free Repair or Replacements	18	6,599	0.3%	0.8%	1.0%	0.8%
% of FP17s Relating to Continuations	15	6,599	0.2%	0.9%	1.0%	0.9%
% of Patients satisfied with the dentistry they have received	0	0	N/A	92.8%	93.2%	92.5%
% of Patients satisfied with the time they had to wait for an appointment	0	0	N/A	86.8%	88.1%	87.0%

\* This is based on patients treated on this contract for their most recent course of treatment.

Figures in italics indicate the base number of FP17s or Patient Questionnaire responses are less than 100. N/A is shown where the base number of responses is less than 10 during the period. % is calculated as Quantity/Base number\*100

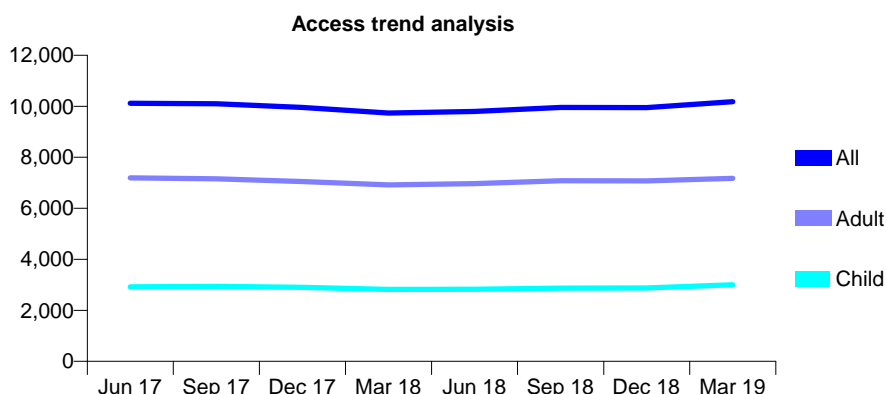
## Q46 - Vital Signs At a Glance Contract Report for 392286/0003 - Year end March 2019

Name or company name	MR HL SHOWMAN
Contract type name	GDS Contract
Purpose of contract	General
Contract start date	04/06/2012
Contract end date	

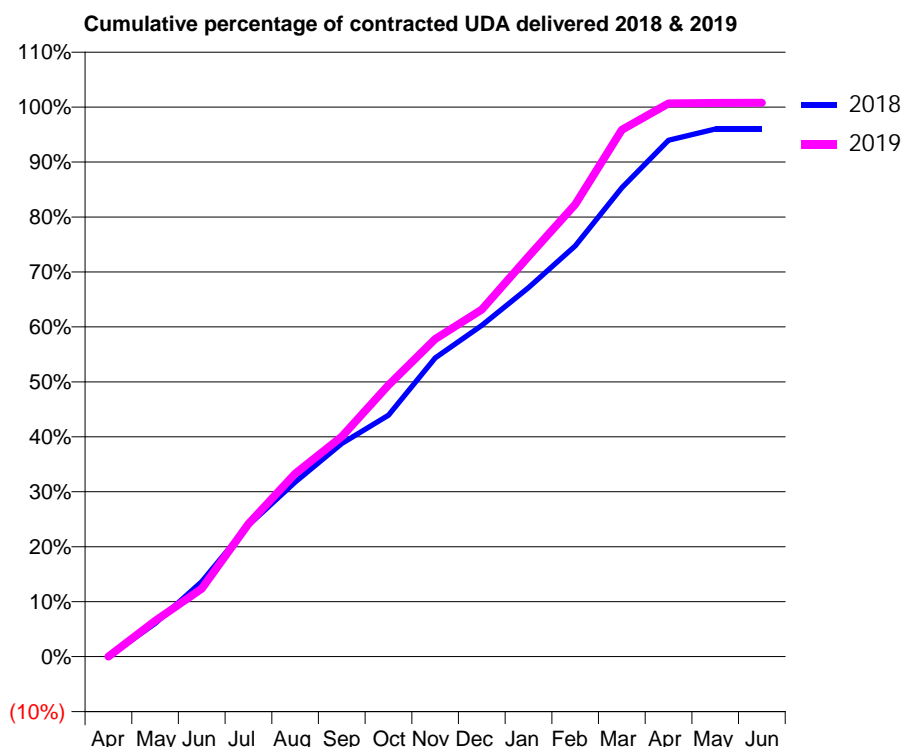
18/19 Contracted general activity (UDA)	30,792
Carry forward general activity (UDA)	0
18/19 Contracted orthodontic activity (UOA)	0
Carry forward orthodontic activity (UOA)	0
Baseline contract value	£849,040.09

### ACCESS\*

Patients seen in 24 months	Total	Change since previous quarter
Quarter ending March 2018	9,734	
Quarter ending June 2018	9,797	→
Quarter ending September 2018	9,954	→
Quarter ending December 2018	9,950	→
Quarter ending March 2019	10,180	↑
<b>Variance since March 2018</b>	<b>4.6%</b>	<b>↑</b>



### ACTIVITY



Adjusted Scheduled Activity (UDA)		
Month	2018	2019
April	0	5
May	1,867	2,010
June	4,206	3,810
July	7,365	7,436
August	9,775	10,259
September	11,934	12,324
October	13,531	15,209
November	16,736	17,792
December	18,560	19,448
January	20,674	22,421
February	23,008	25,333
March	26,271	29,518
April	28,939	30,997
May	29,561	31,023
June	29,567	31,027

### QUALITY

	Quantity	Base Number	Contract	AT	Region	England
% of FP17s for the same patient ID Re-attending within 3 months - Children	228	3,695	6.2%	12.2%	12.3%	11.8%
% of FP17s for the same patient ID Re-attending within 3 months - Adults	1,040	8,644	12.0%	16.2%	15.9%	15.7%
% of FP17s for the same patient ID Re-attending between 3 & 9 months - Children	1,763	3,695	47.7%	58.0%	60.2%	58.9%
% of FP17s for the same patient ID Re-attending between 3 & 9 months - Adults	3,826	8,644	44.3%	50.9%	53.0%	50.8%
% of FP17s for Band 1 Urgent Courses	1,048	11,619	9.0%	10.1%	9.1%	9.1%
% of FP17s Relating to Free Repair or Replacements	119	11,619	1.0%	0.8%	1.0%	0.8%
% of FP17s Relating to Continuations	40	11,619	0.3%	0.9%	1.0%	0.9%
% of Patients satisfied with the dentistry they have received	9	10	90.0%	92.8%	93.2%	92.5%
% of Patients satisfied with the time they had to wait for an appointment	10	10	100.0%	86.8%	88.1%	87.0%

\* This is based on patients treated on this contract for their most recent course of treatment.

Figures in *italics* indicate the base number of FP17s or Patient Questionnaire responses are less than 100. N/A is shown where the base number of responses is less than 10 during the period. % is calculated as Quantity/Base number\*100

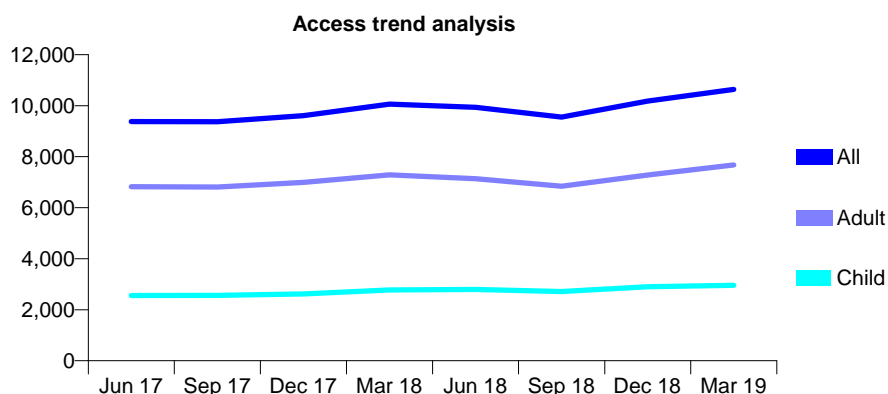
## Q46 - Vital Signs At a Glance Contract Report for 392286/0004 - Year end March 2019

Name or company name	SimplyOne Dental Droylsden
Contract type name	GDS Contract
Purpose of contract	General
Contract start date	04/06/2012
Contract end date	

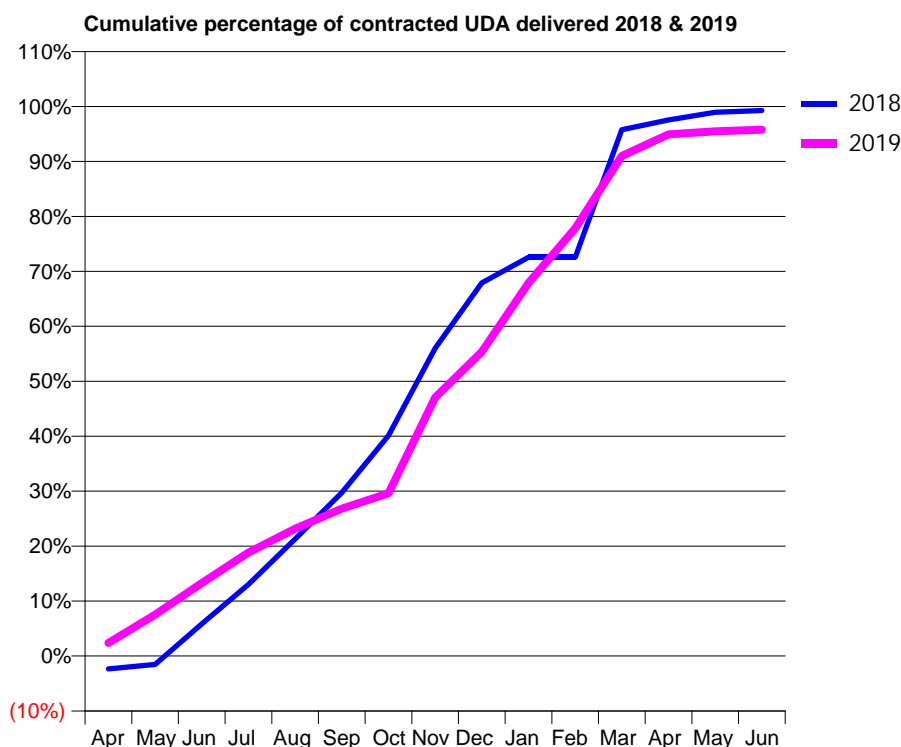
18/19 Contracted general activity (UDA)	29,530
Carry forward general activity (UDA)	-398
18/19 Contracted orthodontic activity (UOA)	0
Carry forward orthodontic activity (UOA)	0
Baseline contract value	£844,965.18

### ACCESS\*

Patients seen in 24 months	Total	Change since previous quarter
Quarter ending March 2018	10,064	
Quarter ending June 2018	9,937	↓
Quarter ending September 2018	9,551	↓
Quarter ending December 2018	10,178	↑
Quarter ending March 2019	10,637	↑
<b>Variance since March 2018</b>	<b>5.7%</b>	<b>↑</b>



### ACTIVITY



Adjusted Scheduled Activity (UDA)		
Month	2018	2019
April	-640	697
May	-413	2,226
June	1,569	3,913
July	3,513	5,561
August	5,736	6,843
September	7,999	7,914
October	10,809	8,738
November	15,084	13,891
December	18,279	16,340
January	19,539	20,038
February	19,539	22,986
March	25,788	26,867
April	26,266	28,033
May	26,647	28,196
June	26,731	28,282

### QUALITY

	Quantity	Base Number	Contract	AT	Region	England
% of FP17s for the same patient ID Re-attending within 3 months - Children	213	3,134	6.8%	12.2%	12.3%	11.8%
% of FP17s for the same patient ID Re-attending within 3 months - Adults	1,179	7,991	14.8%	16.2%	15.9%	15.7%
% of FP17s for the same patient ID Re-attending between 3 & 9 months - Children	1,060	3,134	33.8%	58.0%	60.2%	58.9%
% of FP17s for the same patient ID Re-attending between 3 & 9 months - Adults	2,429	7,991	30.4%	50.9%	53.0%	50.8%
% of FP17s for Band 1 Urgent Courses	1,526	11,192	13.6%	10.1%	9.1%	9.1%
% of FP17s Relating to Free Repair or Replacements	67	11,192	0.6%	0.8%	1.0%	0.8%
% of FP17s Relating to Continuations	86	11,192	0.8%	0.9%	1.0%	0.9%
% of Patients satisfied with the dentistry they have received	3	4	N/A	92.8%	93.2%	92.5%
% of Patients satisfied with the time they had to wait for an appointment	4	4	N/A	86.8%	88.1%	87.0%

\* This is based on patients treated on this contract for their most recent course of treatment.

Figures in italics indicate the base number of FP17s or Patient Questionnaire responses are less than 100. N/A is shown where the base number of responses is less than 10 during the period. % is calculated as Quantity/Base number\*100

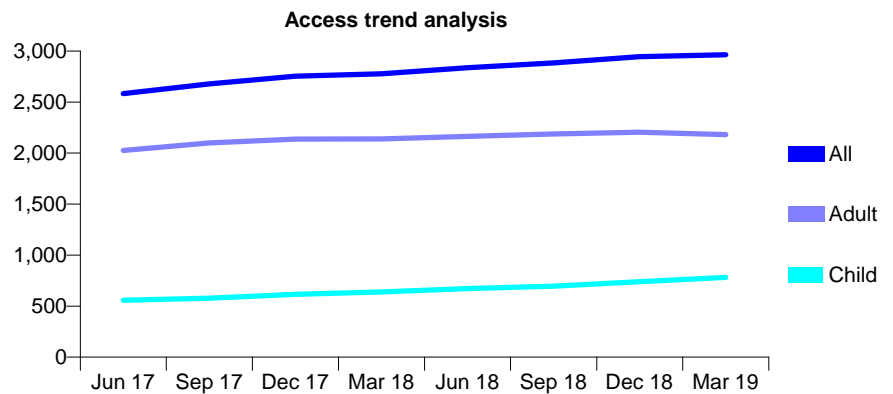
## Q46 - Vital Signs At a Glance Contract Report for 398144/0001 - Year end March 2019

Name or company name	Mr G Harper
Contract type name	GDS Contract
Purpose of contract	General
Contract start date	16/01/2015
Contract end date	

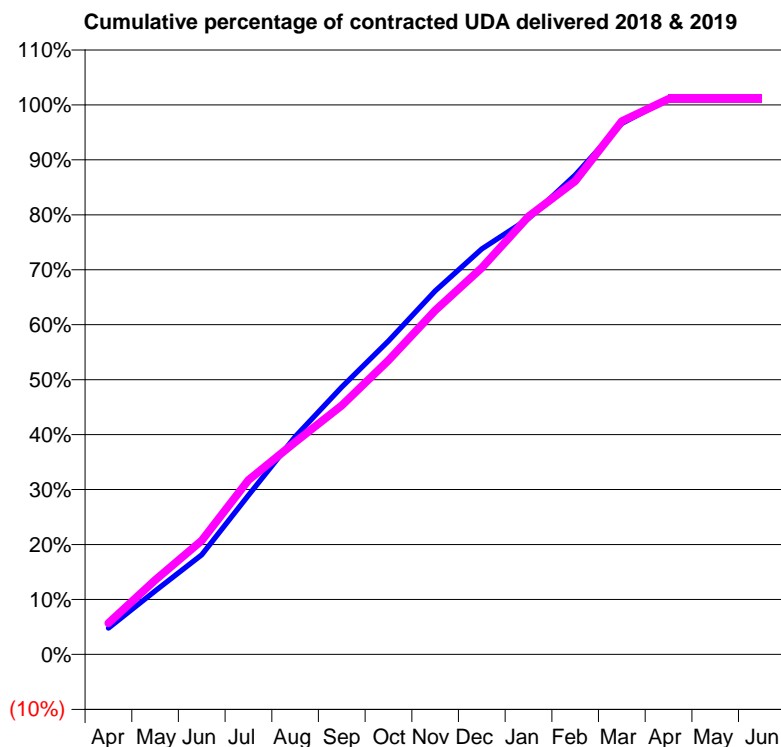
18/19 Contracted general activity (UDA)	6,319
Carry forward general activity (UDA)	-71
18/19 Contracted orthodontic activity (UOA)	0
Carry forward orthodontic activity (UOA)	0
Baseline contract value	£180,046.96

### ACCESS\*

Patients seen in 24 months	Total	Change since previous quarter
Quarter ending March 2018	2,777	
Quarter ending June 2018	2,837	↑
Quarter ending September 2018	2,884	→
Quarter ending December 2018	2,944	↑
Quarter ending March 2019	2,964	→
<b>Variance since March 2018</b>	<b>6.7%</b>	<b>↑</b>



### ACTIVITY



Adjusted Scheduled Activity (UDA)		
Month	2018	2019
April	303	360
May	729	855
June	1,146	1,309
July	1,830	2,004
August	2,504	2,440
September	3,074	2,862
October	3,604	3,382
November	4,181	3,955
December	4,663	4,445
January	5,011	5,035
February	5,512	5,443
March	6,106	6,130
April	6,390	6,385
May	6,390	6,386
June	6,390	6,386

### QUALITY

	Quantity	Base Number	Contract	AT	Region	England
% of FP17s for the same patient ID Re-attending within 3 months - Children	79	1,216	6.5%	12.2%	12.3%	11.8%
% of FP17s for the same patient ID Re-attending within 3 months - Adults	355	3,269	10.9%	16.2%	15.9%	15.7%
% of FP17s for the same patient ID Re-attending between 3 & 9 months - Children	792	1,216	65.1%	58.0%	60.2%	58.9%
% of FP17s for the same patient ID Re-attending between 3 & 9 months - Adults	1,928	3,269	59.0%	50.9%	53.0%	50.8%
% of FP17s for Band 1 Urgent Courses	221	3,597	6.1%	10.1%	9.1%	9.1%
% of FP17s Relating to Free Repair or Replacements	27	3,597	0.8%	0.8%	1.0%	0.8%
% of FP17s Relating to Continuations	18	3,597	0.5%	0.9%	1.0%	0.9%
% of Patients satisfied with the dentistry they have received	2	2	N/A	92.8%	93.2%	92.5%
% of Patients satisfied with the time they had to wait for an appointment	2	2	N/A	86.8%	88.1%	87.0%

\* This is based on patients treated on this contract for their most recent course of treatment. Figures in italics indicate the base number of FP17s or Patient Questionnaire responses are less than 100. N/A is shown where the base number of responses is less than 10 during the period. % is calculated as Quantity/Base number\*100

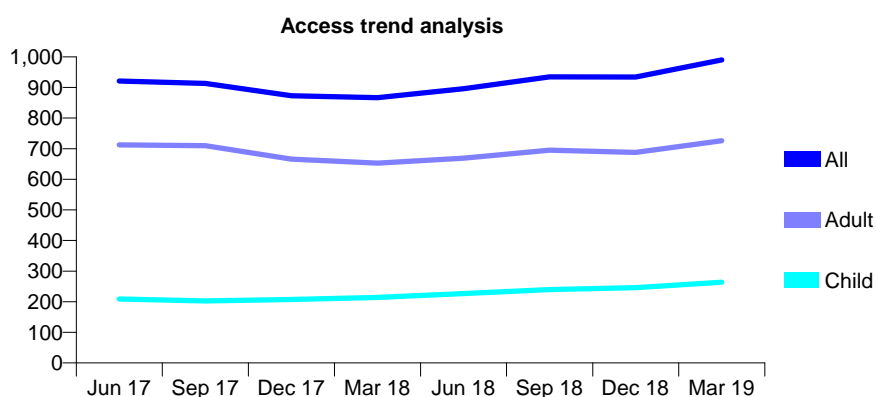
## Q46 - Vital Signs At a Glance Contract Report for 560197/0003 - Year end March 2019

Name or company name	MR GT PHILOBBOS
Contract type name	GDS Contract
Purpose of contract	General
Contract start date	14/07/2008
Contract end date	

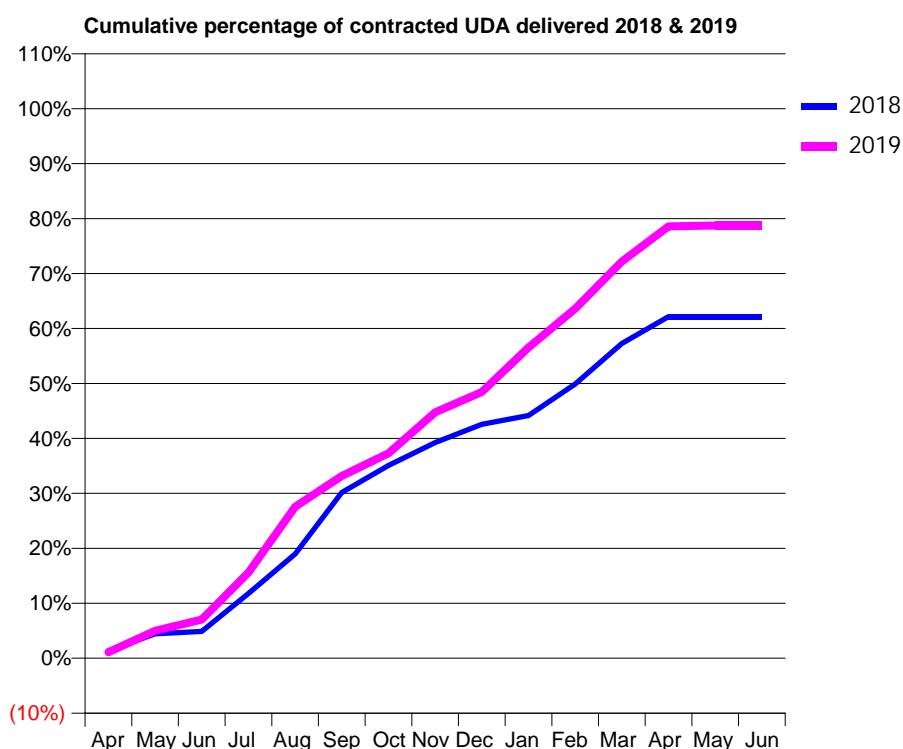
18/19 Contracted general activity (UDA)	4,314
Carry forward general activity (UDA)	0
18/19 Contracted orthodontic activity (UOA)	0
Carry forward orthodontic activity (UOA)	0
Baseline contract value	£123,316.14

### ACCESS\*

Patients seen in 24 months	Total	Change since previous quarter
Quarter ending March 2018	867	
Quarter ending June 2018	896	↑
Quarter ending September 2018	935	↑
Quarter ending December 2018	934	→
Quarter ending March 2019	990	↑
<b>Variance since March 2018</b>	<b>14.2%</b>	<b>↑</b>



### ACTIVITY



Adjusted Scheduled Activity (UDA)		
Month	2018	2019
April	58	48
May	192	216
June	211	304
July	508	672
August	818	1,190
September	1,301	1,431
October	1,513	1,609
November	1,693	1,931
December	1,837	2,090
January	1,906	2,439
February	2,153	2,744
March	2,471	3,114
April	2,681	3,390
May	2,681	3,397
June	2,681	3,397

### QUALITY

	Quantity	Base Number	Contract	AT	Region	England
% of FP17s for the same patient ID Re-attending within 3 months - Children	23	295	7.8%	12.2%	12.3%	11.8%
% of FP17s for the same patient ID Re-attending within 3 months - Adults	152	868	17.5%	16.2%	15.9%	15.7%
% of FP17s for the same patient ID Re-attending between 3 & 9 months - Children	90	295	30.5%	58.0%	60.2%	58.9%
% of FP17s for the same patient ID Re-attending between 3 & 9 months - Adults	268	868	30.9%	50.9%	53.0%	50.8%
% of FP17s for Band 1 Urgent Courses	39	1,124	3.5%	10.1%	9.1%	9.1%
% of FP17s Relating to Free Repair or Replacements	2	1,124	0.2%	0.8%	1.0%	0.8%
% of FP17s Relating to Continuations	40	1,124	3.6%	0.9%	1.0%	0.9%
% of Patients satisfied with the dentistry they have received	2	2	N/A	92.8%	93.2%	92.5%
% of Patients satisfied with the time they had to wait for an appointment	2	2	N/A	86.8%	88.1%	87.0%

\* This is based on patients treated on this contract for their most recent course of treatment.

Figures in italics indicate the base number of FP17s or Patient Questionnaire responses are less than 100. N/A is shown where the base number of responses is less than 10 during the period. % is calculated as Quantity/Base number\*100

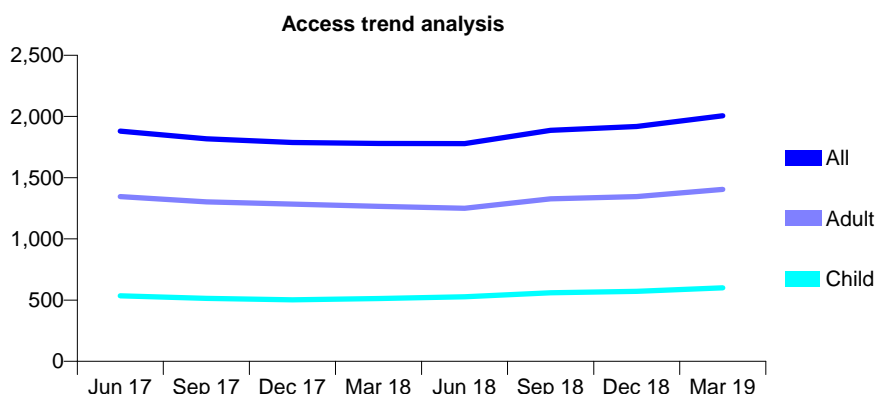
## Q46 - Vital Signs At a Glance Contract Report for 565121/0001 - Year end March 2019

Name or company name	MR C POTTS
Contract type name	GDS Contract
Purpose of contract	General
Contract start date	01/04/2006
Contract end date	

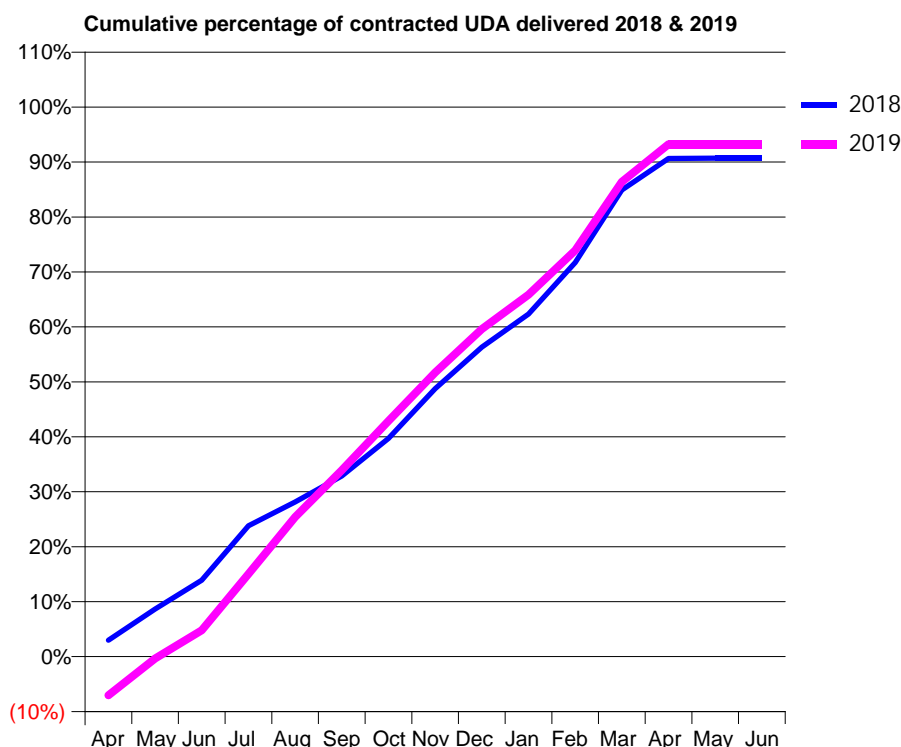
18/19 Contracted general activity (UDA)	8,118
Carry forward general activity (UDA)	754
18/19 Contracted orthodontic activity (UOA)	0
Carry forward orthodontic activity (UOA)	0
Baseline contract value	£272,281.94

### ACCESS\*

Patients seen in 24 months	Total	Change since previous quarter
Quarter ending March 2018	1,779	
Quarter ending June 2018	1,778	→
Quarter ending September 2018	1,887	↑
Quarter ending December 2018	1,918	→
Quarter ending March 2019	2,006	↑
<b>Variance since March 2018</b>	<b>12.8%</b>	<b>↑</b>



### ACTIVITY



Adjusted Scheduled Activity (UDA)		
Month	2018	2019
April	243	-573
May	704	-29
June	1,131	389
July	1,933	1,220
August	2,285	2,063
September	2,669	2,754
October	3,224	3,481
November	3,959	4,198
December	4,572	4,839
January	5,060	5,345
February	5,823	6,002
March	6,893	7,013
April	7,360	7,567
May	7,364	7,567
June	7,364	7,569

### QUALITY

	Quantity	Base Number	Contract	AT	Region	England
% of FP17s for the same patient ID Re-attending within 3 months - Children	168	1,258	13.4%	12.2%	12.3%	11.8%
% of FP17s for the same patient ID Re-attending within 3 months - Adults	329	2,569	12.8%	16.2%	15.9%	15.7%
% of FP17s for the same patient ID Re-attending between 3 & 9 months - Children	869	1,258	69.1%	58.0%	60.2%	58.9%
% of FP17s for the same patient ID Re-attending between 3 & 9 months - Adults	1,810	2,569	70.5%	50.9%	53.0%	50.8%
% of FP17s for Band 1 Urgent Courses	155	3,873	4.0%	10.1%	9.1%	9.1%
% of FP17s Relating to Free Repair or Replacements	37	3,873	1.0%	0.8%	1.0%	0.8%
% of FP17s Relating to Continuations	10	3,873	0.3%	0.9%	1.0%	0.9%
% of Patients satisfied with the dentistry they have received	0	0	N/A	92.8%	93.2%	92.5%
% of Patients satisfied with the time they had to wait for an appointment	0	0	N/A	86.8%	88.1%	87.0%

\* This is based on patients treated on this contract for their most recent course of treatment.  
 Figures in *italics* indicate the base number of FP17s or Patient Questionnaire responses are less than 100. N/A is shown where the base number of responses is less than 10 during the period. % is calculated as Quantity/Base number\*100

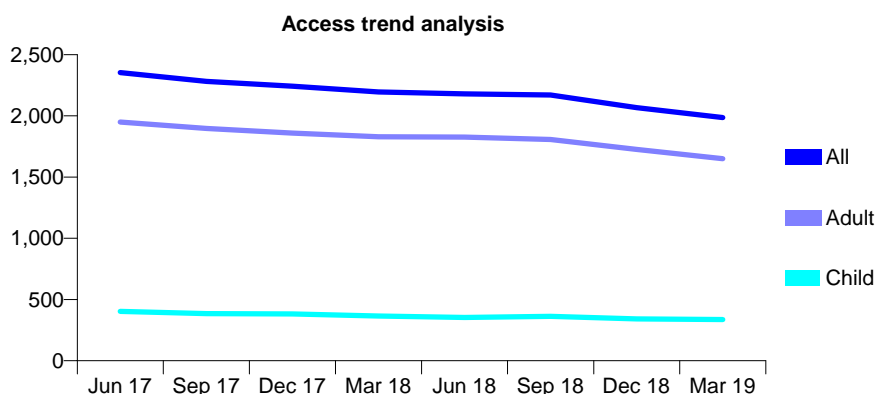
## Q46 - Vital Signs At a Glance Contract Report for 566896/0001 - Year end March 2019

Name or company name	Heyside Dental Practice Partnership
Contract type name	GDS Contract
Purpose of contract	General
Contract start date	01/04/2006
Contract end date	

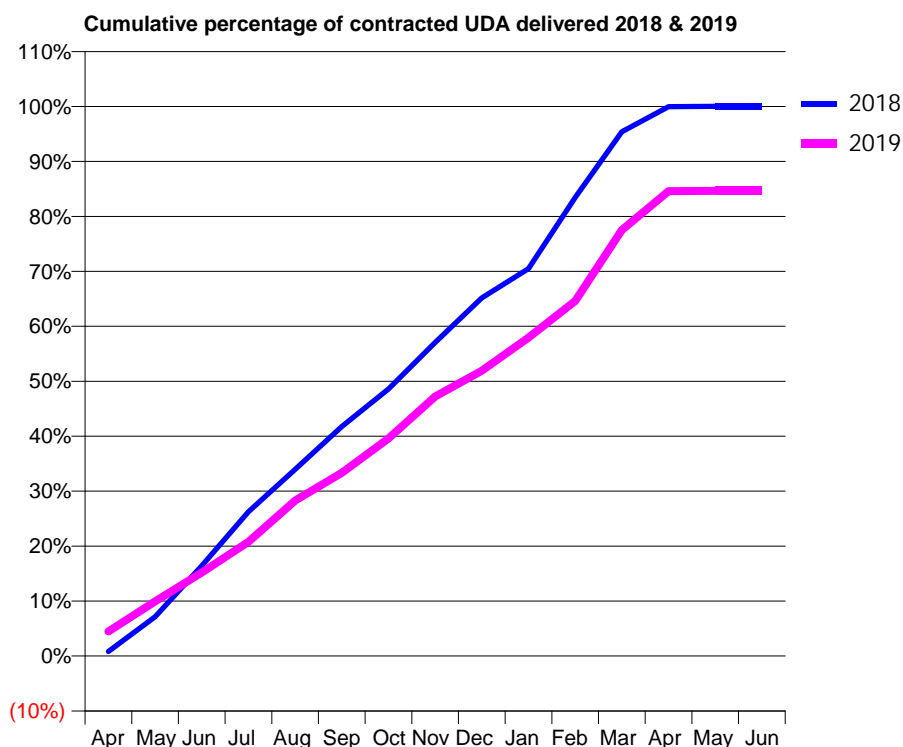
18/19 Contracted general activity (UDA)	7,830
Carry forward general activity (UDA)	-26
18/19 Contracted orthodontic activity (UOA)	0
Carry forward orthodontic activity (UOA)	0
Baseline contract value	£215,891.83

### ACCESS\*

Patients seen in 24 months	Total	Change since previous quarter
Quarter ending March 2018	2,195	
Quarter ending June 2018	2,180	→
Quarter ending September 2018	2,170	→
Quarter ending December 2018	2,067	↓
Quarter ending March 2019	1,986	↓
<b>Variance since March 2018</b>	<b>(9.5%)</b>	<b>↓</b>



### ACTIVITY



Adjusted Scheduled Activity (UDA)		
Month	2018	2019
April	66	351
May	560	780
June	1,286	1,190
July	2,057	1,628
August	2,661	2,217
September	3,270	2,610
October	3,806	3,100
November	4,469	3,697
December	5,102	4,064
January	5,519	4,536
February	6,533	5,059
March	7,469	6,068
April	7,828	6,623
May	7,831	6,627
June	7,831	6,628

### QUALITY

	Quantity	Base Number	Contract	AT	Region	England
% of FP17s for the same patient ID Re-attending within 3 months - Children	22	509	4.3%	12.2%	12.3%	11.8%
% of FP17s for the same patient ID Re-attending within 3 months - Adults	153	2,301	6.6%	16.2%	15.9%	15.7%
% of FP17s for the same patient ID Re-attending between 3 & 9 months - Children	365	509	71.7%	58.0%	60.2%	58.9%
% of FP17s for the same patient ID Re-attending between 3 & 9 months - Adults	1,563	2,301	67.9%	50.9%	53.0%	50.8%
% of FP17s for Band 1 Urgent Courses	56	2,820	2.0%	10.1%	9.1%	9.1%
% of FP17s Relating to Free Repair or Replacements	7	2,820	0.2%	0.8%	1.0%	0.8%
% of FP17s Relating to Continuations	8	2,820	0.3%	0.9%	1.0%	0.9%
% of Patients satisfied with the dentistry they have received	1	1	N/A	92.8%	93.2%	92.5%
% of Patients satisfied with the time they had to wait for an appointment	1	1	N/A	86.8%	88.1%	87.0%

\* This is based on patients treated on this contract for their most recent course of treatment.

Figures in italics indicate the base number of FP17s or Patient Questionnaire responses are less than 100. N/A is shown where the base number of responses is less than 10 during the period. % is calculated as Quantity/Base number\*100



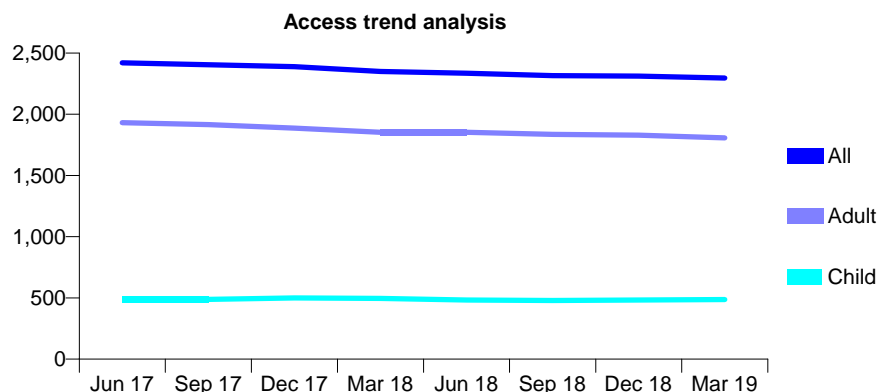
## Q46 - Vital Signs At a Glance Contract Report for 567450/0002 - Year end March 2019

Name or company name	Brooklands Dental Surgery
Contract type name	GDS Contract
Purpose of contract	General
Contract start date	01/04/2006
Contract end date	

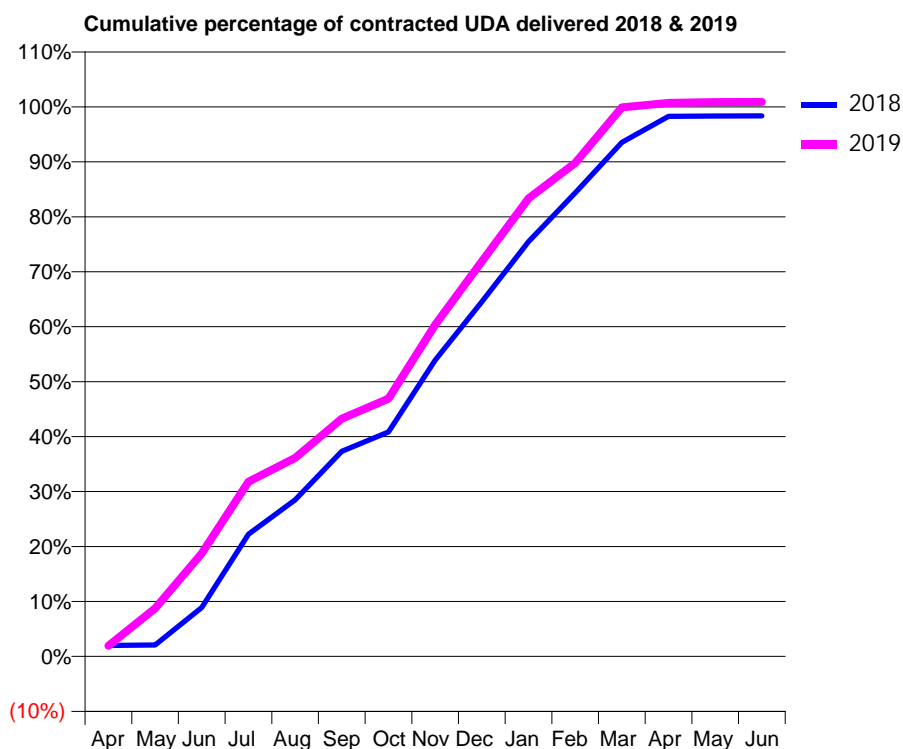
18/19 Contracted general activity (UDA)	6,150
Carry forward general activity (UDA)	101
18/19 Contracted orthodontic activity (UOA)	0
Carry forward orthodontic activity (UOA)	0
Baseline contract value	£154,619.31

### ACCESS\*

Patients seen in 24 months	Total	Change since previous quarter
Quarter ending March 2018	2,349	
Quarter ending June 2018	2,335	→
Quarter ending September 2018	2,315	→
Quarter ending December 2018	2,312	→
Quarter ending March 2019	2,296	→
<b>Variance since March 2018</b>	<b>(2.3%)</b>	<b>↓</b>



### ACTIVITY



Adjusted Scheduled Activity (UDA)		
Month	2018	2019
April	123	118
May	127	538
June	547	1,154
July	1,367	1,954
August	1,753	2,222
September	2,296	2,660
October	2,513	2,885
November	3,317	3,713
December	3,967	4,420
January	4,642	5,125
February	5,188	5,522
March	5,753	6,144
April	6,044	6,194
May	6,046	6,204
June	6,049	6,205

### QUALITY

	Quantity	Base Number	Contract	AT	Region	England
% of FP17s for the same patient ID Re-attending within 3 months - Children	36	708	5.1%	12.2%	12.3%	11.8%
% of FP17s for the same patient ID Re-attending within 3 months - Adults	421	2,766	15.2%	16.2%	15.9%	15.7%
% of FP17s for the same patient ID Re-attending between 3 & 9 months - Children	448	708	63.3%	58.0%	60.2%	58.9%
% of FP17s for the same patient ID Re-attending between 3 & 9 months - Adults	1,707	2,766	61.7%	50.9%	53.0%	50.8%
% of FP17s for Band 1 Urgent Courses	255	3,336	7.6%	10.1%	9.1%	9.1%
% of FP17s Relating to Free Repair or Replacements	34	3,336	1.0%	0.8%	1.0%	0.8%
% of FP17s Relating to Continuations	24	3,336	0.7%	0.9%	1.0%	0.9%
% of Patients satisfied with the dentistry they have received	0	0	N/A	92.8%	93.2%	92.5%
% of Patients satisfied with the time they had to wait for an appointment	0	0	N/A	86.8%	88.1%	87.0%

\* This is based on patients treated on this contract for their most recent course of treatment.

Figures in italics indicate the base number of FP17s or Patient Questionnaire responses are less than 100. N/A is shown where the base number of responses is less than 10 during the period. % is calculated as Quantity/Base number\*100

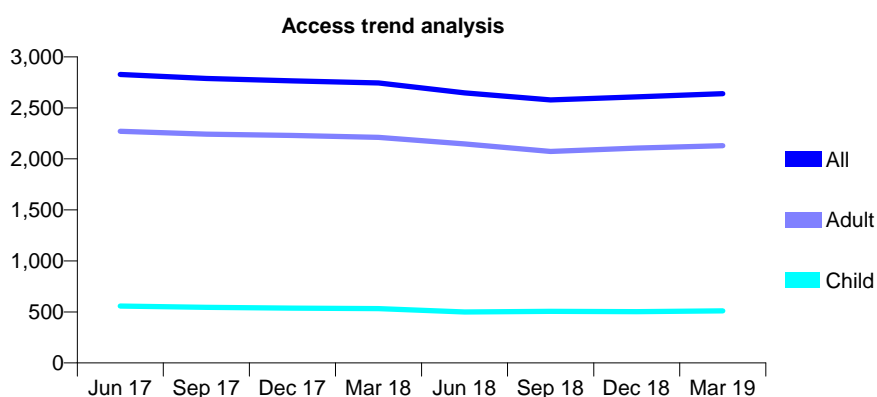
## Q46 - Vital Signs At a Glance Contract Report for 568139/0001 - Year end March 2019

Name or company name	Michael John Fern
Contract type name	GDS Contract
Purpose of contract	General
Contract start date	01/04/2006
Contract end date	

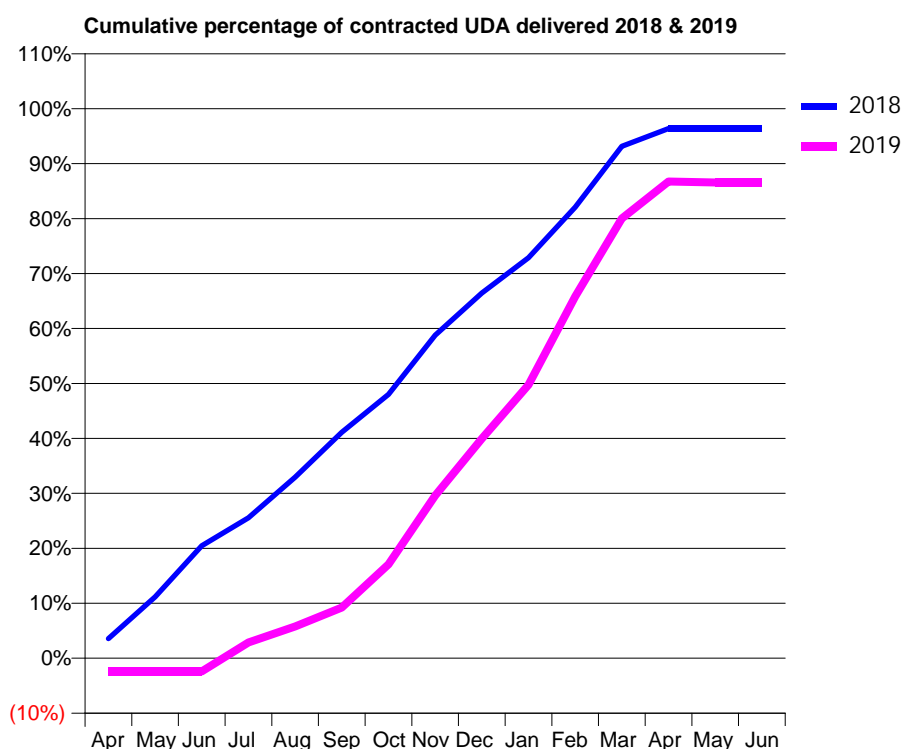
18/19 Contracted general activity (UDA)	10,585
Carry forward general activity (UDA)	256
18/19 Contracted orthodontic activity (UOA)	0
Carry forward orthodontic activity (UOA)	0
Baseline contract value	£246,877.71

### ACCESS\*

Patients seen in 24 months	Total	Change since previous quarter
Quarter ending March 2018	2,744	
Quarter ending June 2018	2,647	↓
Quarter ending September 2018	2,579	↓
Quarter ending December 2018	2,609	→
Quarter ending March 2019	2,640	→
<b>Variance since March 2018</b>	<b>(3.8%)</b>	<b>↓</b>



### ACTIVITY



Adjusted Scheduled Activity (UDA)		
Month	2018	2019
April	252	-256
May	788	-256
June	1,444	-256
July	1,804	306
August	2,327	612
September	2,902	975
October	3,387	1,808
November	4,148	3,133
December	4,689	4,228
January	5,143	5,268
February	5,792	6,967
March	6,572	8,469
April	6,800	9,182
May	6,800	9,163
June	6,800	9,163

### QUALITY

	Quantity	Base Number	Contract	AT	Region	England
% of FP17s for the same patient ID Re-attending within 3 months - Children	85	753	11.3%	12.2%	12.3%	11.8%
% of FP17s for the same patient ID Re-attending within 3 months - Adults	373	2,458	15.2%	16.2%	15.9%	15.7%
% of FP17s for the same patient ID Re-attending between 3 & 9 months - Children	366	753	48.6%	58.0%	60.2%	58.9%
% of FP17s for the same patient ID Re-attending between 3 & 9 months - Adults	1,125	2,458	45.8%	50.9%	53.0%	50.8%
% of FP17s for Band 1 Urgent Courses	248	3,243	7.6%	10.1%	9.1%	9.1%
% of FP17s Relating to Free Repair or Replacements	17	3,243	0.5%	0.8%	1.0%	0.8%
% of FP17s Relating to Continuations	22	3,243	0.7%	0.9%	1.0%	0.9%
% of Patients satisfied with the dentistry they have received	0	1	N/A	92.8%	93.2%	92.5%
% of Patients satisfied with the time they had to wait for an appointment	0	1	N/A	86.8%	88.1%	87.0%

\* This is based on patients treated on this contract for their most recent course of treatment. Figures in italics indicate the base number of FP17s or Patient Questionnaire responses are less than 100. N/A is shown where the base number of responses is less than 10 during the period. % is calculated as Quantity/Base number\*100

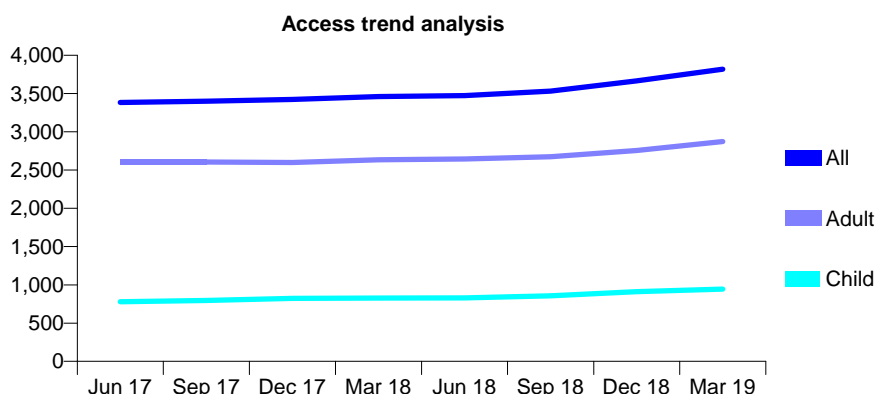
## Q46 - Vital Signs At a Glance Contract Report for 571261/0001 - Year end March 2019

Name or company name	Khan & Woodier
Contract type name	GDS Contract
Purpose of contract	General
Contract start date	01/04/2006
Contract end date	

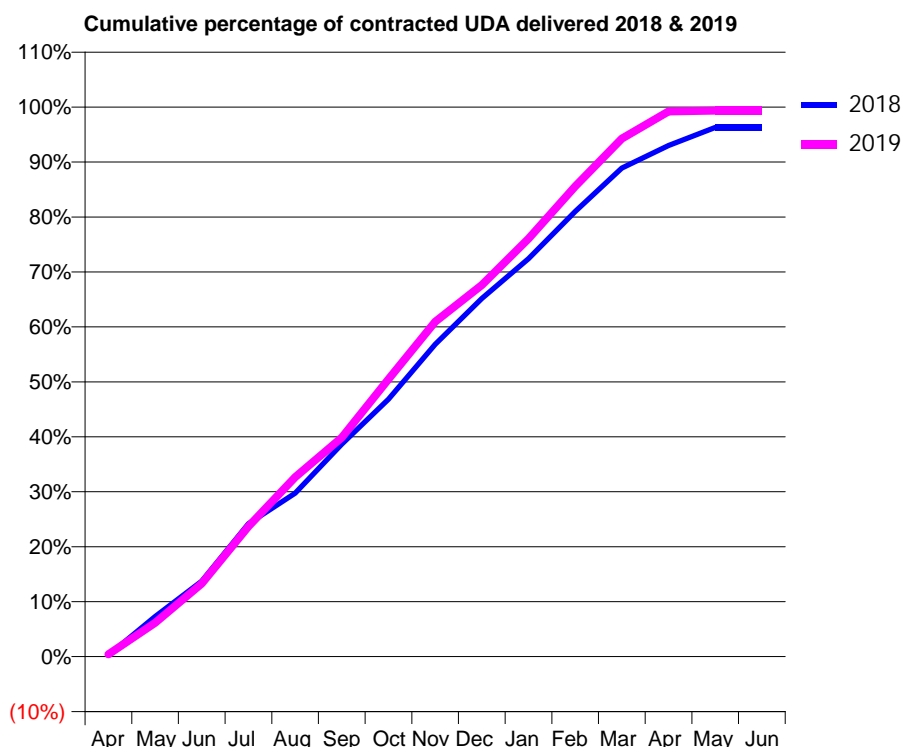
18/19 Contracted general activity (UDA)	12,668
Carry forward general activity (UDA)	473
18/19 Contracted orthodontic activity (UOA)	0
Carry forward orthodontic activity (UOA)	0
Baseline contract value	£383,526.94

### ACCESS\*

Patients seen in 24 months	Total	Change since previous quarter
Quarter ending March 2018	3,461	
Quarter ending June 2018	3,473	→
Quarter ending September 2018	3,532	→
Quarter ending December 2018	3,666	↑
Quarter ending March 2019	3,817	↑
<b>Variance since March 2018</b>	<b>10.3%</b>	<b>↑</b>



### ACTIVITY



Adjusted Scheduled Activity (UDA)		
Month	2018	2019
April	37	55
May	923	779
June	1,741	1,682
July	3,063	3,001
August	3,771	4,138
September	4,897	5,048
October	5,936	6,395
November	7,198	7,721
December	8,256	8,564
January	9,170	9,637
February	10,261	10,840
March	11,262	11,939
April	11,782	12,566
May	12,195	12,583
June	12,195	12,583

### QUALITY

	Quantity	Base Number	Contract	AT	Region	England
% of FP17s for the same patient ID Re-attending within 3 months - Children	120	1,089	11.0%	12.2%	12.3%	11.8%
% of FP17s for the same patient ID Re-attending within 3 months - Adults	646	3,658	17.7%	16.2%	15.9%	15.7%
% of FP17s for the same patient ID Re-attending between 3 & 9 months - Children	386	1,089	35.4%	58.0%	60.2%	58.9%
% of FP17s for the same patient ID Re-attending between 3 & 9 months - Adults	1,499	3,658	41.0%	50.9%	53.0%	50.8%
% of FP17s for Band 1 Urgent Courses	381	4,650	8.2%	10.1%	9.1%	9.1%
% of FP17s Relating to Free Repair or Replacements	161	4,650	3.5%	0.8%	1.0%	0.8%
% of FP17s Relating to Continuations	144	4,650	3.1%	0.9%	1.0%	0.9%
% of Patients satisfied with the dentistry they have received	1	1	N/A	92.8%	93.2%	92.5%
% of Patients satisfied with the time they had to wait for an appointment	1	1	N/A	86.8%	88.1%	87.0%

\* This is based on patients treated on this contract for their most recent course of treatment.

Figures in *italics* indicate the base number of FP17s or Patient Questionnaire responses are less than 100. N/A is shown where the base number of responses is less than 10 during the period. % is calculated as Quantity/Base number\*100

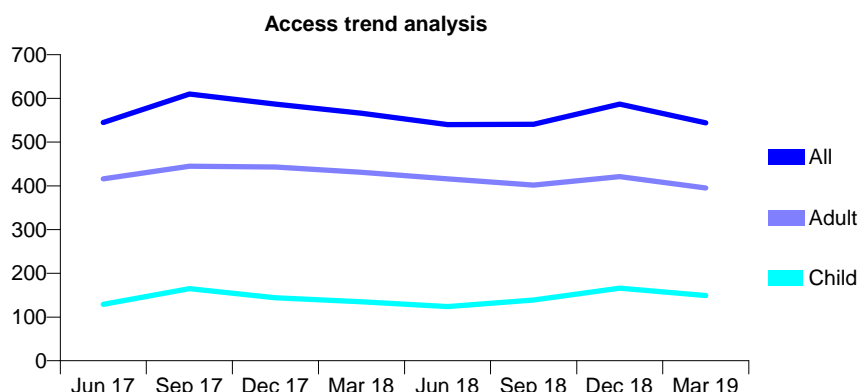
## Q46 - Vital Signs At a Glance Contract Report for 571938/0001 - Year end March 2019

Name or company name	MR DT BADROCK
Contract type name	GDS Contract
Purpose of contract	General
Contract start date	01/04/2006
Contract end date	

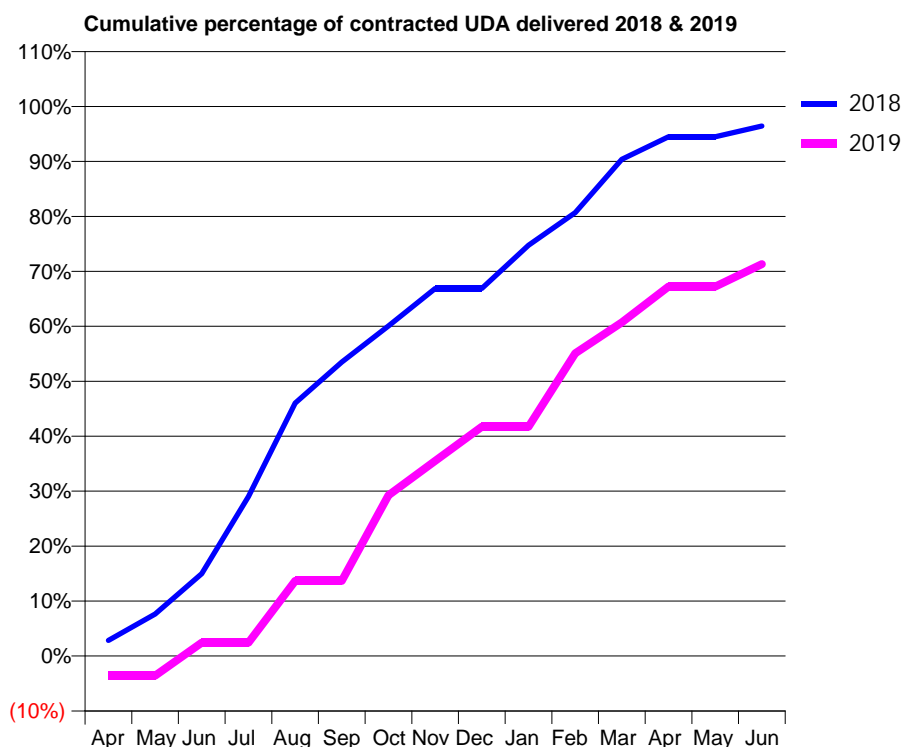
18/19 Contracted general activity (UDA)	2,062
Carry forward general activity (UDA)	74
18/19 Contracted orthodontic activity (UOA)	0
Carry forward orthodontic activity (UOA)	0
Baseline contract value	£52,428.19

### ACCESS\*

Patients seen in 24 months	Total	Change since previous quarter
Quarter ending March 2018	566	
Quarter ending June 2018	540	↓
Quarter ending September 2018	541	→
Quarter ending December 2018	587	↑
Quarter ending March 2019	544	↓
<b>Variance since March 2018</b>	<b>(3.9%)</b>	<b>↓</b>



### ACTIVITY



Adjusted Scheduled Activity (UDA)		
Month	2018	2019
April	59	-74
May	158	-74
June	309	50
July	598	50
August	949	282
September	1,103	282
October	1,239	603
November	1,379	732
December	1,379	860
January	1,541	860
February	1,663	1,135
March	1,864	1,252
April	1,948	1,386
May	1,948	1,386
June	1,988	1,470

### QUALITY

	Quantity	Base Number	Contract	AT	Region	England
% of FP17s for the same patient ID Re-attending within 3 months - Children	9	171	5.3%	12.2%	12.3%	11.8%
% of FP17s for the same patient ID Re-attending within 3 months - Adults	39	341	11.4%	16.2%	15.9%	15.7%
% of FP17s for the same patient ID Re-attending between 3 & 9 months - Children	22	171	12.9%	58.0%	60.2%	58.9%
% of FP17s for the same patient ID Re-attending between 3 & 9 months - Adults	87	341	25.5%	50.9%	53.0%	50.8%
% of FP17s for Band 1 Urgent Courses	69	543	12.7%	10.1%	9.1%	9.1%
% of FP17s Relating to Free Repair or Replacements	6	543	1.1%	0.8%	1.0%	0.8%
% of FP17s Relating to Continuations	8	543	1.5%	0.9%	1.0%	0.9%
% of Patients satisfied with the dentistry they have received	0	0	N/A	92.8%	93.2%	92.5%
% of Patients satisfied with the time they had to wait for an appointment	0	0	N/A	86.8%	88.1%	87.0%

\* This is based on patients treated on this contract for their most recent course of treatment.

Figures in italics indicate the base number of FP17s or Patient Questionnaire responses are less than 100. N/A is shown where the base number of responses is less than 10 during the period. % is calculated as Quantity/Base number\*100

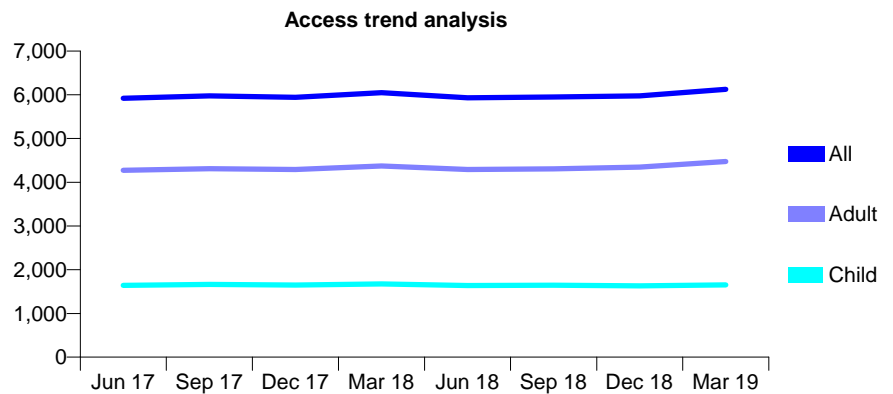
## Q46 - Vital Signs At a Glance Contract Report for 572411/0001 - Year end March 2019

Name or company name	MR DM VALLANCE
Contract type name	GDS Contract
Purpose of contract	General
Contract start date	01/04/2006
Contract end date	

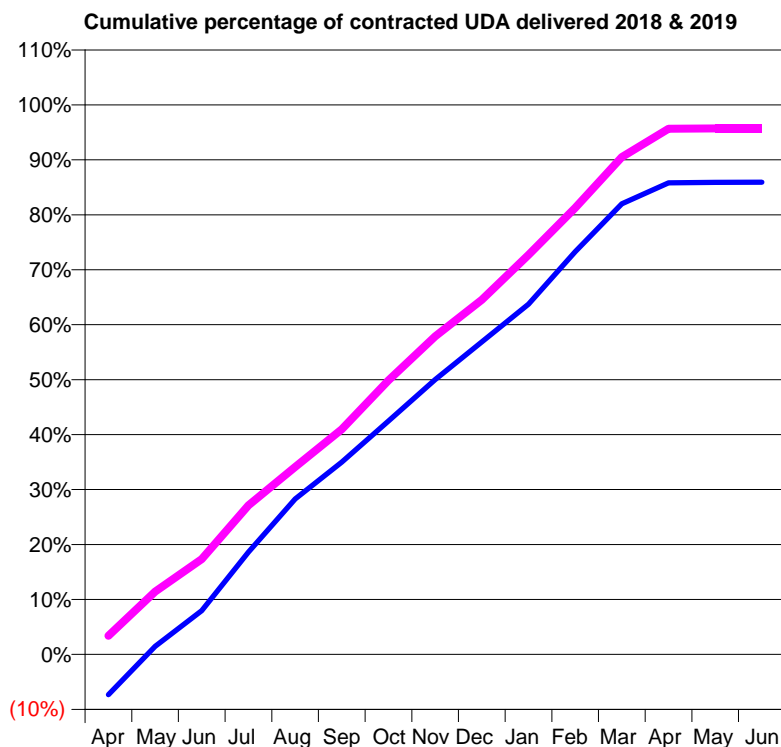
18/19 Contracted general activity (UDA)	20,324
Carry forward general activity (UDA)	0
18/19 Contracted orthodontic activity (UOA)	0
Carry forward orthodontic activity (UOA)	0
Baseline contract value	£569,511.62

### ACCESS\*

Patients seen in 24 months	Total	Change since previous quarter
Quarter ending March 2018	6,049	
Quarter ending June 2018	5,932	↓
Quarter ending September 2018	5,950	→
Quarter ending December 2018	5,976	→
Quarter ending March 2019	6,125	↑
<b>Variance since March 2018</b>	<b>1.3%</b>	<b>→</b>



### ACTIVITY



Adjusted Scheduled Activity (UDA)		
Month	2018	2019
April	-1,492	693
May	297	2,326
June	1,622	3,522
July	3,784	5,514
August	5,748	6,935
September	7,116	8,327
October	8,634	10,137
November	10,169	11,765
December	11,559	13,110
January	12,955	14,773
February	14,896	16,517
March	16,663	18,395
April	17,437	19,441
May	17,457	19,448
June	17,461	19,448

### QUALITY

	Quantity	Base Number	Contract	AT	Region	England
% of FP17s for the same patient ID Re-attending within 3 months - Children	181	2,715	6.7%	12.2%	12.3%	11.8%
% of FP17s for the same patient ID Re-attending within 3 months - Adults	735	6,372	11.5%	16.2%	15.9%	15.7%
% of FP17s for the same patient ID Re-attending between 3 & 9 months - Children	1,774	2,715	65.3%	58.0%	60.2%	58.9%
% of FP17s for the same patient ID Re-attending between 3 & 9 months - Adults	3,399	6,372	53.3%	50.9%	53.0%	50.8%
% of FP17s for Band 1 Urgent Courses	646	9,178	7.0%	10.1%	9.1%	9.1%
% of FP17s Relating to Free Repair or Replacements	81	9,178	0.9%	0.8%	1.0%	0.8%
% of FP17s Relating to Continuations	87	9,178	0.9%	0.9%	1.0%	0.9%
% of Patients satisfied with the dentistry they have received	0	0	N/A	92.8%	93.2%	92.5%
% of Patients satisfied with the time they had to wait for an appointment	0	0	N/A	86.8%	88.1%	87.0%

\* This is based on patients treated on this contract for their most recent course of treatment. Figures in italics indicate the base number of FP17s or Patient Questionnaire responses are less than 100. N/A is shown where the base number of responses is less than 10 during the period. % is calculated as Quantity/Base number\*100

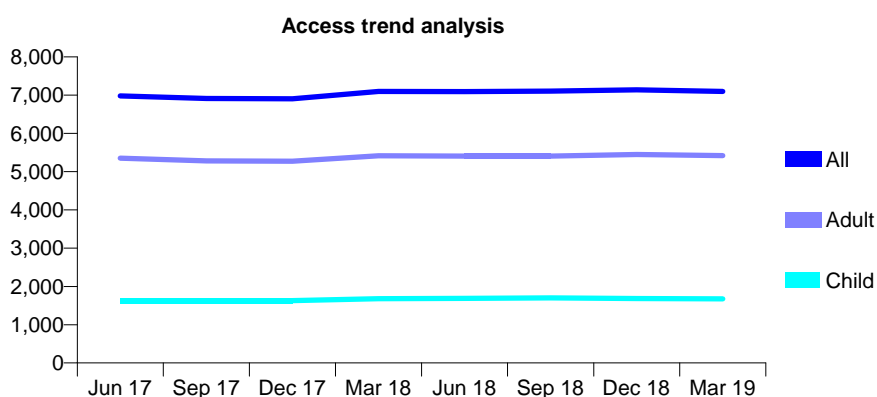
## Q46 - Vital Signs At a Glance Contract Report for 572411/0002 - Year end March 2019

Name or company name	MR DM VALLANCE
Contract type name	GDS Contract
Purpose of contract	General
Contract start date	01/04/2006
Contract end date	

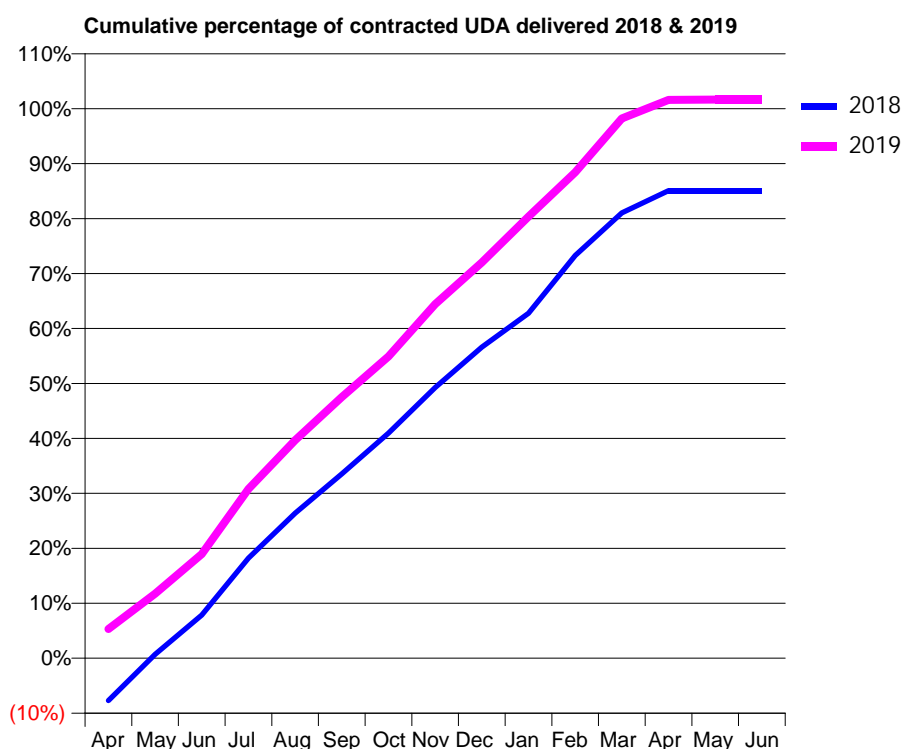
18/19 Contracted general activity (UDA)	20,269
Carry forward general activity (UDA)	0
18/19 Contracted orthodontic activity (UOA)	0
Carry forward orthodontic activity (UOA)	0
Baseline contract value	£565,886.10

### ACCESS\*

Patients seen in 24 months	Total	Change since previous quarter
Quarter ending March 2018	7,094	
Quarter ending June 2018	7,092	→
Quarter ending September 2018	7,107	→
Quarter ending December 2018	7,136	→
Quarter ending March 2019	7,094	→
<b>Variance since March 2018</b>	<b>0.0%</b>	<b>→</b>



### ACTIVITY



Adjusted Scheduled Activity (UDA)		
Month	2018	2019
April	-1,567	1,081
May	144	2,384
June	1,590	3,840
July	3,694	6,246
August	5,347	8,044
September	6,793	9,635
October	8,302	11,129
November	9,984	13,061
December	11,472	14,595
January	12,722	16,289
February	14,853	17,924
March	16,426	19,911
April	17,242	20,591
May	17,246	20,602
June	17,248	20,603

### QUALITY

	Quantity	Base Number	Contract	AT	Region	England
% of FP17s for the same patient ID Re-attending within 3 months - Children	262	2,644	9.9%	12.2%	12.3%	11.8%
% of FP17s for the same patient ID Re-attending within 3 months - Adults	1,043	7,373	14.1%	16.2%	15.9%	15.7%
% of FP17s for the same patient ID Re-attending between 3 & 9 months - Children	1,593	2,644	60.2%	58.0%	60.2%	58.9%
% of FP17s for the same patient ID Re-attending between 3 & 9 months - Adults	3,495	7,373	47.4%	50.9%	53.0%	50.8%
% of FP17s for Band 1 Urgent Courses	1,023	9,909	10.3%	10.1%	9.1%	9.1%
% of FP17s Relating to Free Repair or Replacements	67	9,909	0.7%	0.8%	1.0%	0.8%
% of FP17s Relating to Continuations	165	9,909	1.7%	0.9%	1.0%	0.9%
% of Patients satisfied with the dentistry they have received	3	3	N/A	92.8%	93.2%	92.5%
% of Patients satisfied with the time they had to wait for an appointment	3	3	N/A	86.8%	88.1%	87.0%

\* This is based on patients treated on this contract for their most recent course of treatment.

Figures in italics indicate the base number of FP17s or Patient Questionnaire responses are less than 100. N/A is shown where the base number of responses is less than 10 during the period. % is calculated as Quantity/Base number\*100

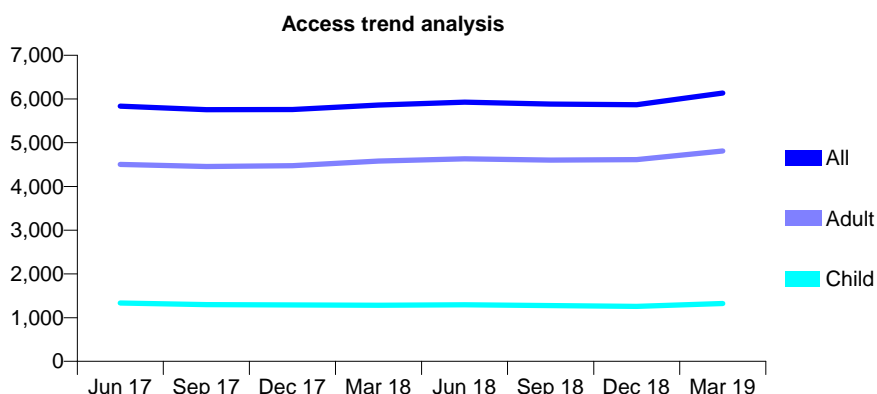
## Q46 - Vital Signs At a Glance Contract Report for 572713/0001 - Year end March 2019

Name or company name	Ward & Malik
Contract type name	GDS Contract
Purpose of contract	General
Contract start date	01/04/2006
Contract end date	

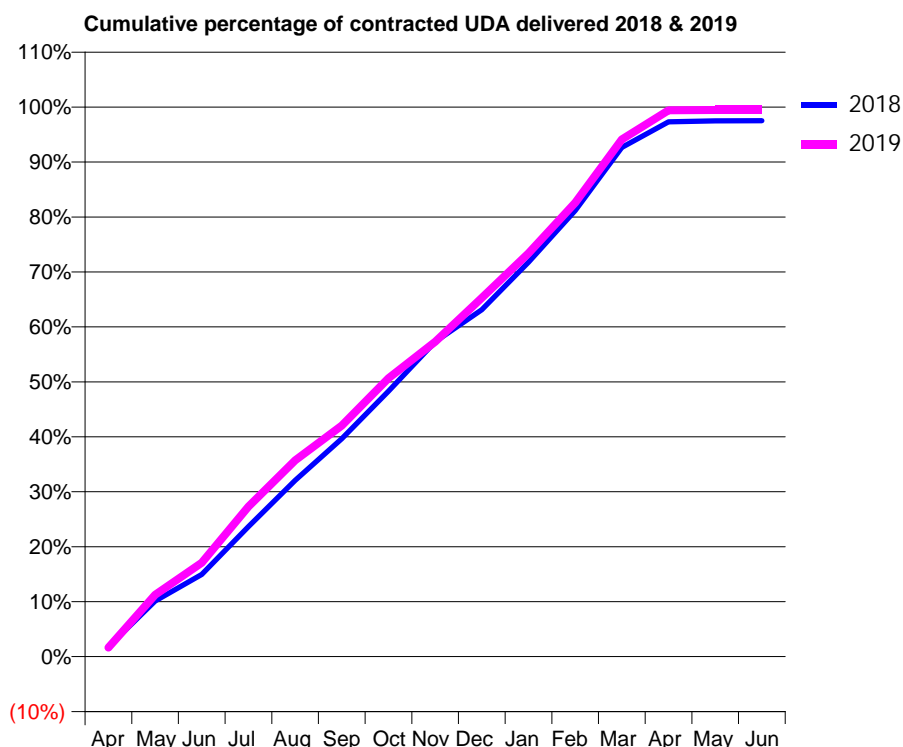
18/19 Contracted general activity (UDA)	17,573
Carry forward general activity (UDA)	344
18/19 Contracted orthodontic activity (UOA)	0
Carry forward orthodontic activity (UOA)	0
Baseline contract value	£589,829.84

### ACCESS\*

Patients seen in 24 months	Total	Change since previous quarter
Quarter ending March 2018	5,861	
Quarter ending June 2018	5,927	→
Quarter ending September 2018	5,881	→
Quarter ending December 2018	5,870	→
Quarter ending March 2019	6,134	↑
<b>Variance since March 2018</b>	<b>4.7%</b>	<b>↑</b>



### ACTIVITY



Adjusted Scheduled Activity (UDA)		
Month	2018	2019
April	316	291
May	1,781	1,975
June	2,631	3,000
July	4,159	4,799
August	5,636	6,277
September	6,964	7,386
October	8,490	8,901
November	10,072	10,070
December	11,095	11,468
January	12,612	12,897
February	14,267	14,518
March	16,282	16,541
April	17,103	17,471
May	17,131	17,478
June	17,138	17,478

### QUALITY

	Quantity	Base Number	Contract	AT	Region	England
% of FP17s for the same patient ID Re-attending within 3 months - Children	137	1,841	7.4%	12.2%	12.3%	11.8%
% of FP17s for the same patient ID Re-attending within 3 months - Adults	1,130	7,391	15.3%	16.2%	15.9%	15.7%
% of FP17s for the same patient ID Re-attending between 3 & 9 months - Children	767	1,841	41.7%	58.0%	60.2%	58.9%
% of FP17s for the same patient ID Re-attending between 3 & 9 months - Adults	3,393	7,391	45.9%	50.9%	53.0%	50.8%
% of FP17s for Band 1 Urgent Courses	800	9,200	8.7%	10.1%	9.1%	9.1%
% of FP17s Relating to Free Repair or Replacements	90	9,200	1.0%	0.8%	1.0%	0.8%
% of FP17s Relating to Continuations	187	9,200	2.0%	0.9%	1.0%	0.9%
% of Patients satisfied with the dentistry they have received	4	4	N/A	92.8%	93.2%	92.5%
% of Patients satisfied with the time they had to wait for an appointment	4	4	N/A	86.8%	88.1%	87.0%

\* This is based on patients treated on this contract for their most recent course of treatment.  
 Figures in *italics* indicate the base number of FP17s or Patient Questionnaire responses are less than 100. N/A is shown where the base number of responses is less than 10 during the period. % is calculated as Quantity/Base number\*100



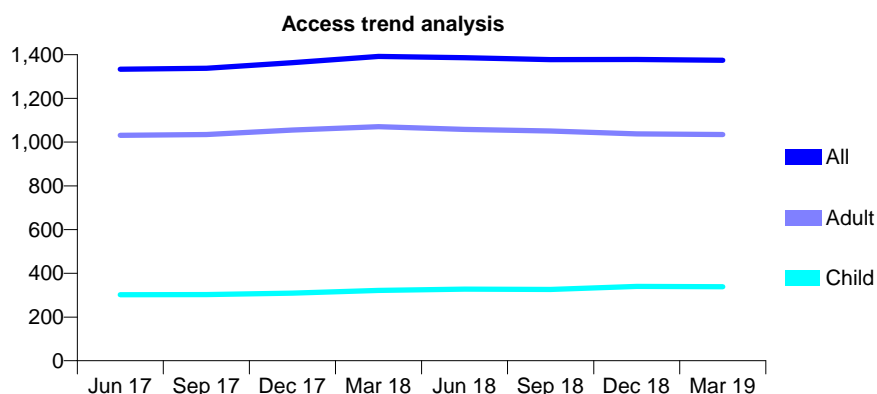
## Q46 - Vital Signs At a Glance Contract Report for 576050/0001 - Year end March 2019

Name or company name	MR AJ STOGGALL
Contract type name	GDS Contract
Purpose of contract	General
Contract start date	01/04/2006
Contract end date	

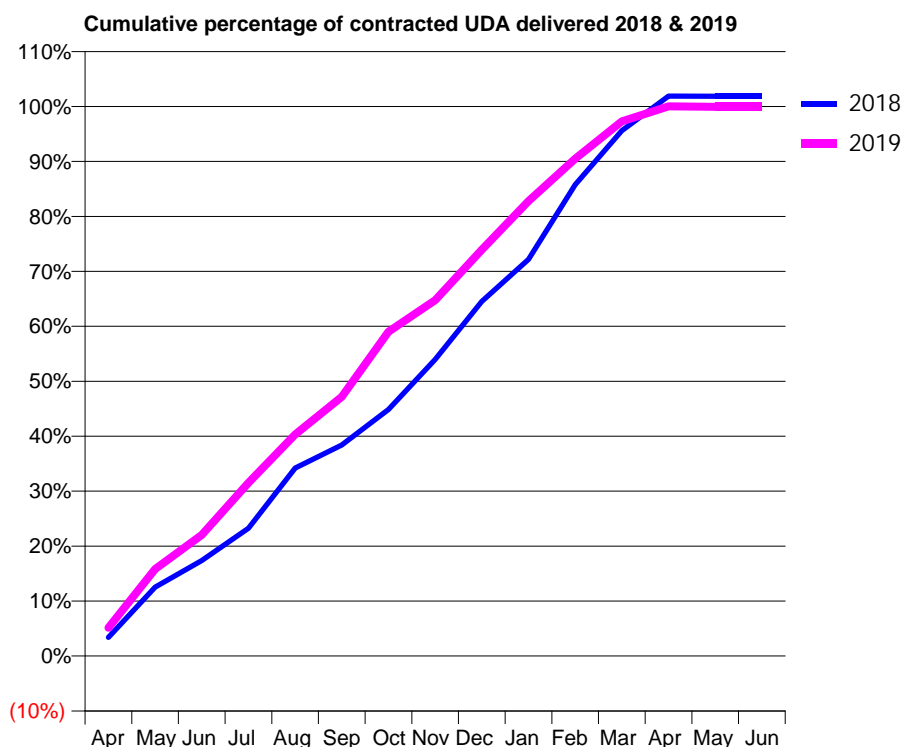
18/19 Contracted general activity (UDA)	4,712
Carry forward general activity (UDA)	0
18/19 Contracted orthodontic activity (UOA)	0
Carry forward orthodontic activity (UOA)	0
Baseline contract value	£183,730.35

### ACCESS\*

Patients seen in 24 months	Total	Change since previous quarter
Quarter ending March 2018	1,392	
Quarter ending June 2018	1,386	→
Quarter ending September 2018	1,377	→
Quarter ending December 2018	1,378	→
Quarter ending March 2019	1,374	→
<b>Variance since March 2018</b>	<b>(1.3%)</b>	<b>↓</b>



### ACTIVITY



Adjusted Scheduled Activity (UDA)		
Month	2018	2019
April	159	242
May	590	746
June	818	1,039
July	1,096	1,486
August	1,612	1,900
September	1,809	2,222
October	2,114	2,781
November	2,544	3,051
December	3,040	3,483
January	3,401	3,901
February	4,041	4,265
March	4,504	4,584
April	4,801	4,713
May	4,800	4,710
June	4,800	4,710

### QUALITY

	Quantity	Base Number	Contract	AT	Region	England
% of FP17s for the same patient ID Re-attending within 3 months - Children	37	619	6.0%	12.2%	12.3%	11.8%
% of FP17s for the same patient ID Re-attending within 3 months - Adults	256	1,780	14.4%	16.2%	15.9%	15.7%
% of FP17s for the same patient ID Re-attending between 3 & 9 months - Children	448	619	72.4%	58.0%	60.2%	58.9%
% of FP17s for the same patient ID Re-attending between 3 & 9 months - Adults	1,208	1,780	67.9%	50.9%	53.0%	50.8%
% of FP17s for Band 1 Urgent Courses	134	2,355	5.7%	10.1%	9.1%	9.1%
% of FP17s Relating to Free Repair or Replacements	31	2,355	1.3%	0.8%	1.0%	0.8%
% of FP17s Relating to Continuations	30	2,355	1.3%	0.9%	1.0%	0.9%
% of Patients satisfied with the dentistry they have received	0	0	N/A	92.8%	93.2%	92.5%
% of Patients satisfied with the time they had to wait for an appointment	0	0	N/A	86.8%	88.1%	87.0%

\* This is based on patients treated on this contract for their most recent course of treatment.

Figures in italics indicate the base number of FP17s or Patient Questionnaire responses are less than 100. N/A is shown where the base number of responses is less than 10 during the period. % is calculated as Quantity/Base number\*100

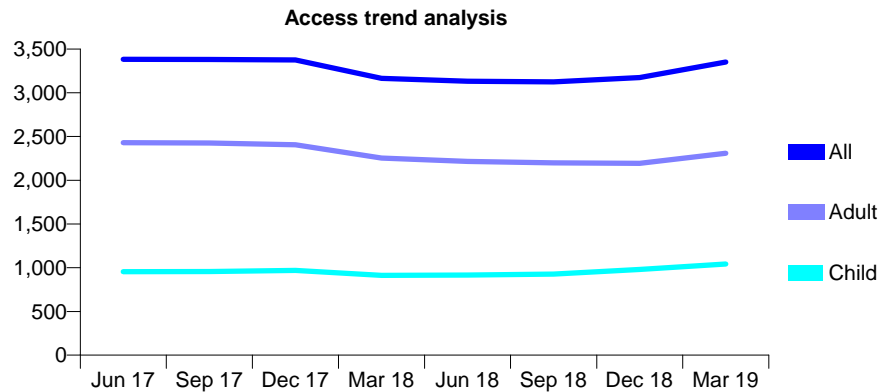
## Q46 - Vital Signs At a Glance Contract Report for 610801/0001 - Year end March 2019

Name or company name	Rauf Wellington Healthcare Ltd
Contract type name	GDS Contract
Purpose of contract	General
Contract start date	21/10/2010
Contract end date	

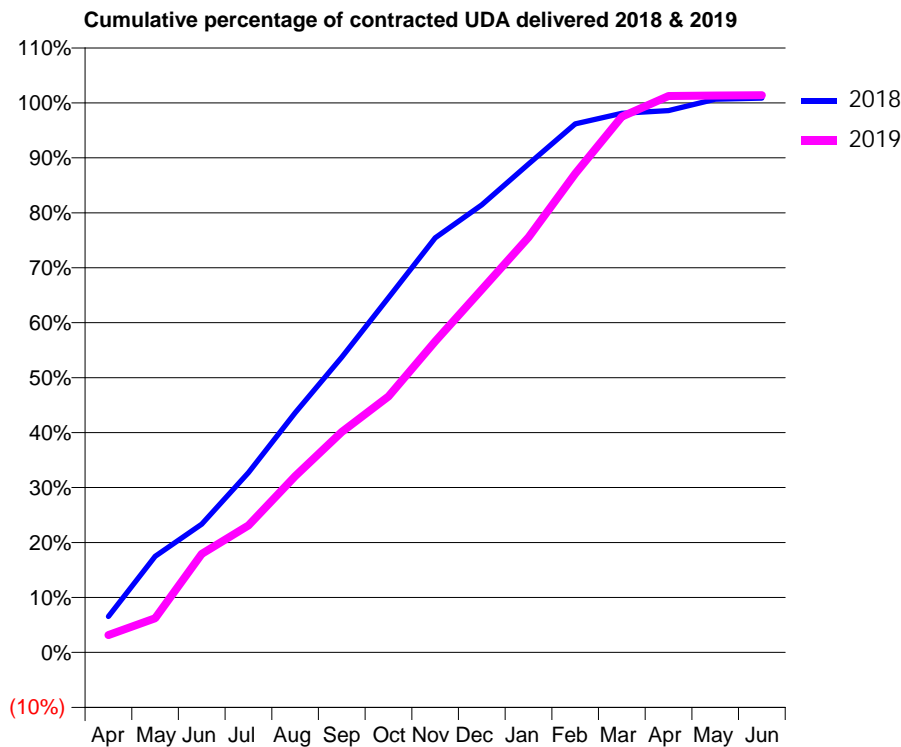
18/19 Contracted general activity (UDA)	10,334
Carry forward general activity (UDA)	-90
18/19 Contracted orthodontic activity (UOA)	0
Carry forward orthodontic activity (UOA)	0
Baseline contract value	£259,267.29

### ACCESS\*

Patients seen in 24 months	Total	Change since previous quarter
Quarter ending March 2018	3,165	
Quarter ending June 2018	3,131	↓
Quarter ending September 2018	3,124	→
Quarter ending December 2018	3,174	→
Quarter ending March 2019	3,351	↑
<b>Variance since March 2018</b>	<b>5.9%</b>	<b>↑</b>



### ACTIVITY



Month	Adjusted Scheduled Activity (UDA)	
	2018	2019
April	676	326
May	1,806	643
June	2,413	1,853
July	3,382	2,390
August	4,508	3,314
September	5,552	4,146
October	6,672	4,814
November	7,795	5,850
December	8,414	6,825
January	9,184	7,806
February	9,938	9,003
March	10,139	10,074
April	10,189	10,463
May	10,401	10,470
June	10,424	10,475

### QUALITY

	Quantity	Base Number	Contract	AT	Region	England
% of FP17s for the same patient ID Re-attending within 3 months - Children	203	1,891	10.7%	12.2%	12.3%	11.8%
% of FP17s for the same patient ID Re-attending within 3 months - Adults	450	3,622	12.4%	16.2%	15.9%	15.7%
% of FP17s for the same patient ID Re-attending between 3 & 9 months - Children	1,086	1,891	57.4%	58.0%	60.2%	58.9%
% of FP17s for the same patient ID Re-attending between 3 & 9 months - Adults	1,949	3,622	53.8%	50.9%	53.0%	50.8%
% of FP17s for Band 1 Urgent Courses	344	5,572	6.2%	10.1%	9.1%	9.1%
% of FP17s Relating to Free Repair or Replacements	28	5,572	0.5%	0.8%	1.0%	0.8%
% of FP17s Relating to Continuations	51	5,572	0.9%	0.9%	1.0%	0.9%
% of Patients satisfied with the dentistry they have received	2	2	N/A	92.8%	93.2%	92.5%
% of Patients satisfied with the time they had to wait for an appointment	2	2	N/A	86.8%	88.1%	87.0%

\* This is based on patients treated on this contract for their most recent course of treatment. Figures in italics indicate the base number of FP17s or Patient Questionnaire responses are less than 100. N/A is shown where the base number of responses is less than 10 during the period. % is calculated as Quantity/Base number\*100

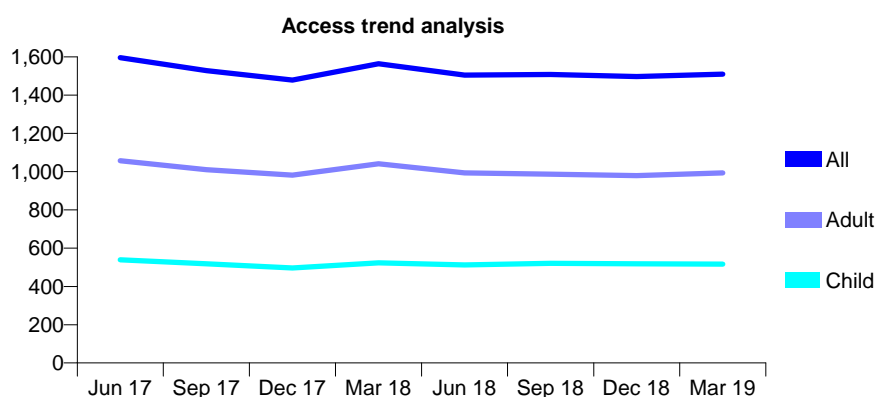
## Q46 - Vital Signs At a Glance Contract Report for 613347/0001 - Year end March 2019

Name or company name	MISS AT SARWAR
Contract type name	GDS Contract
Purpose of contract	General
Contract start date	30/06/2014
Contract end date	

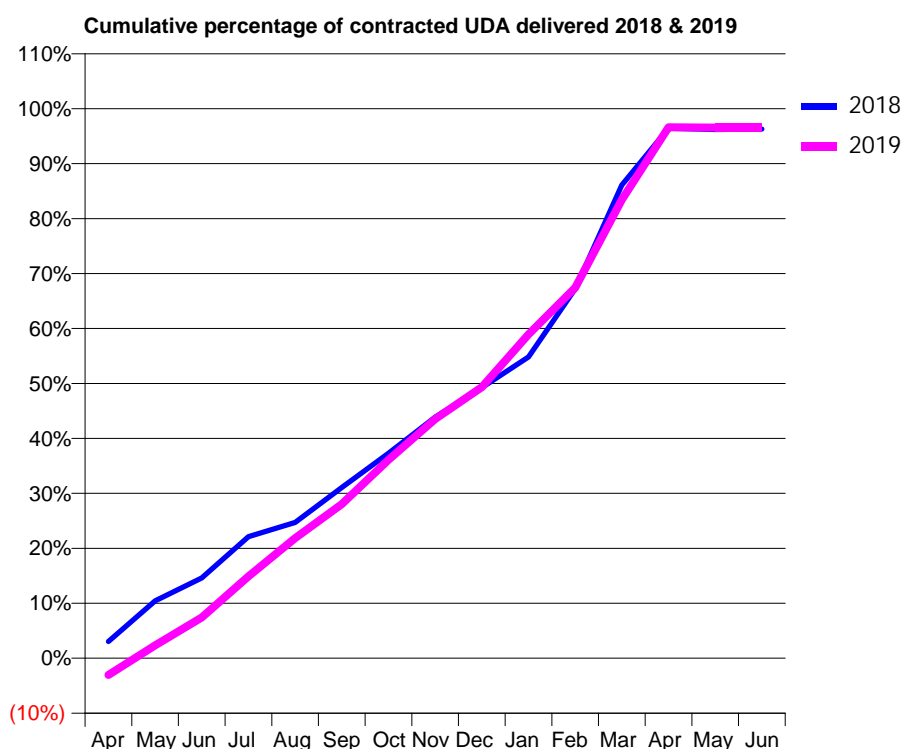
18/19 Contracted general activity (UDA)	5,753
Carry forward general activity (UDA)	215
18/19 Contracted orthodontic activity (UOA)	0
Carry forward orthodontic activity (UOA)	0
Baseline contract value	£143,202.58

### ACCESS\*

Patients seen in 24 months	Total	Change since previous quarter
Quarter ending March 2018	1,564	
Quarter ending June 2018	1,505	↓
Quarter ending September 2018	1,508	→
Quarter ending December 2018	1,497	→
Quarter ending March 2019	1,510	→
<b>Variance since March 2018</b>	<b>(3.5%)</b>	<b>↓</b>



### ACTIVITY



Adjusted Scheduled Activity (UDA)		
Month	2018	2019
April	175	-177
May	601	135
June	842	427
July	1,273	856
August	1,422	1,257
September	1,787	1,613
October	2,145	2,076
November	2,525	2,503
December	2,833	2,838
January	3,154	3,390
February	3,868	3,879
March	4,953	4,799
April	5,547	5,558
May	5,535	5,555
June	5,538	5,555

### QUALITY

	Quantity	Base Number	Contract	AT	Region	England
% of FP17s for the same patient ID Re-attending within 3 months - Children	98	965	10.2%	12.2%	12.3%	11.8%
% of FP17s for the same patient ID Re-attending within 3 months - Adults	334	1,659	20.1%	16.2%	15.9%	15.7%
% of FP17s for the same patient ID Re-attending between 3 & 9 months - Children	676	965	70.1%	58.0%	60.2%	58.9%
% of FP17s for the same patient ID Re-attending between 3 & 9 months - Adults	910	1,659	54.9%	50.9%	53.0%	50.8%
% of FP17s for Band 1 Urgent Courses	290	2,628	11.0%	10.1%	9.1%	9.1%
% of FP17s Relating to Free Repair or Replacements	41	2,628	1.6%	0.8%	1.0%	0.8%
% of FP17s Relating to Continuations	7	2,628	0.3%	0.9%	1.0%	0.9%
% of Patients satisfied with the dentistry they have received	1	1	N/A	92.8%	93.2%	92.5%
% of Patients satisfied with the time they had to wait for an appointment	1	1	N/A	86.8%	88.1%	87.0%

\* This is based on patients treated on this contract for their most recent course of treatment. Figures in italics indicate the base number of FP17s or Patient Questionnaire responses are less than 100. N/A is shown where the base number of responses is less than 10 during the period. % is calculated as Quantity/Base number\*100

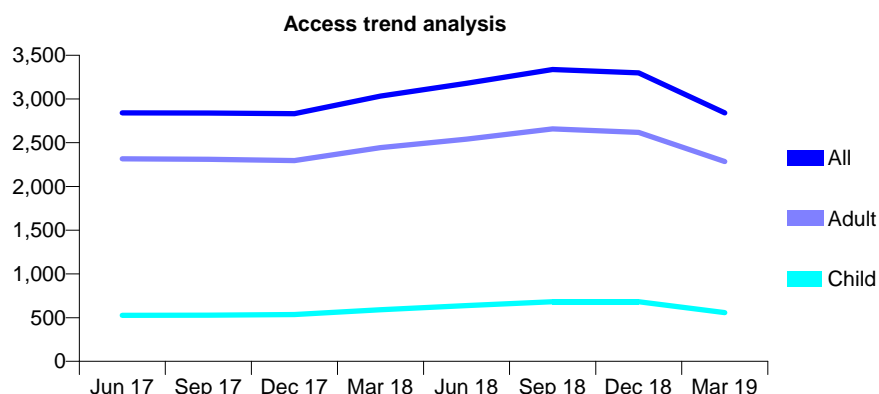
## Q46 - Vital Signs At a Glance Contract Report for 620319/0001 - Year end March 2019

Name or company name	Mr A Joubert
Contract type name	GDS Contract
Purpose of contract	General
Contract start date	01/04/2006
Contract end date	

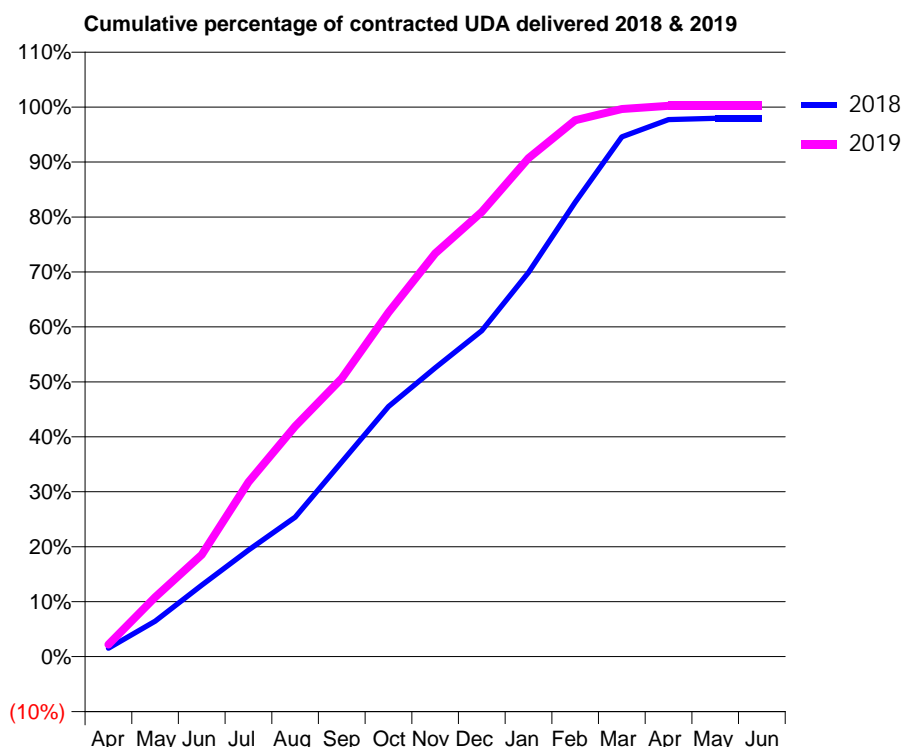
18/19 Contracted general activity (UDA)	10,354
Carry forward general activity (UDA)	213
18/19 Contracted orthodontic activity (UOA)	0
Carry forward orthodontic activity (UOA)	0
Baseline contract value	£211,589.74

### ACCESS\*

Patients seen in 24 months	Total	Change since previous quarter
Quarter ending March 2018	3,034	
Quarter ending June 2018	3,179	↑
Quarter ending September 2018	3,338	↑
Quarter ending December 2018	3,300	↓
Quarter ending March 2019	2,842	↓
<b>Variance since March 2018</b>	<b>(6.3%)</b>	<b>↓</b>



### ACTIVITY



Month	Adjusted Scheduled Activity (UDA)	
	2018	2019
April	160	227
May	669	1,119
June	1,346	1,919
July	2,007	3,288
August	2,626	4,341
September	3,667	5,242
October	4,712	6,485
November	5,441	7,596
December	6,139	8,377
January	7,238	9,391
February	8,562	10,104
March	9,792	10,315
April	10,117	10,376
May	10,141	10,376
June	10,141	10,376

### QUALITY

	Quantity	Base Number	Contract	AT	Region	England
% of FP17s for the same patient ID Re-attending within 3 months - Children	121	1,061	11.4%	12.2%	12.3%	11.8%
% of FP17s for the same patient ID Re-attending within 3 months - Adults	781	4,260	18.3%	16.2%	15.9%	15.7%
% of FP17s for the same patient ID Re-attending between 3 & 9 months - Children	654	1,061	61.6%	58.0%	60.2%	58.9%
% of FP17s for the same patient ID Re-attending between 3 & 9 months - Adults	2,553	4,260	59.9%	50.9%	53.0%	50.8%
% of FP17s for Band 1 Urgent Courses	354	5,187	6.8%	10.1%	9.1%	9.1%
% of FP17s Relating to Free Repair or Replacements	78	5,187	1.5%	0.8%	1.0%	0.8%
% of FP17s Relating to Continuations	93	5,187	1.8%	0.9%	1.0%	0.9%
% of Patients satisfied with the dentistry they have received	0	0	N/A	92.8%	93.2%	92.5%
% of Patients satisfied with the time they had to wait for an appointment	0	0	N/A	86.8%	88.1%	87.0%

\* This is based on patients treated on this contract for their most recent course of treatment.  
 Figures in *italics* indicate the base number of FP17s or Patient Questionnaire responses are less than 100. N/A is shown where the base number of responses is less than 10 during the period. % is calculated as Quantity/Base number\*100

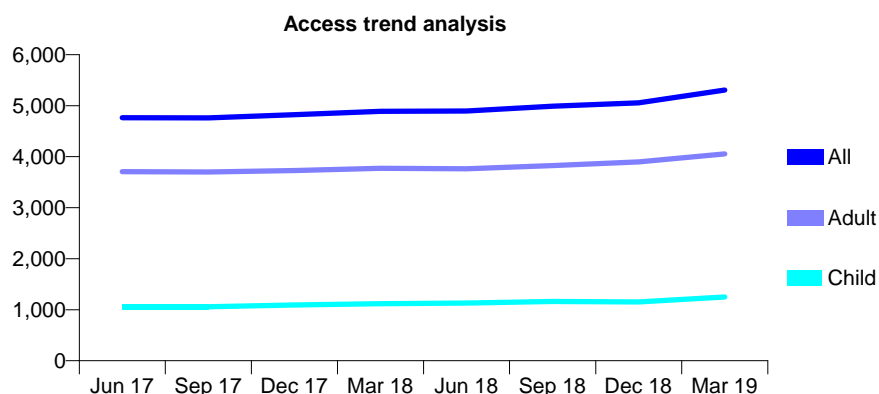
## Q46 - Vital Signs At a Glance Contract Report for 620343/0001 - Year end March 2019

Name or company name	MR SD WALMSLEY
Contract type name	GDS Contract
Purpose of contract	General
Contract start date	01/04/2006
Contract end date	

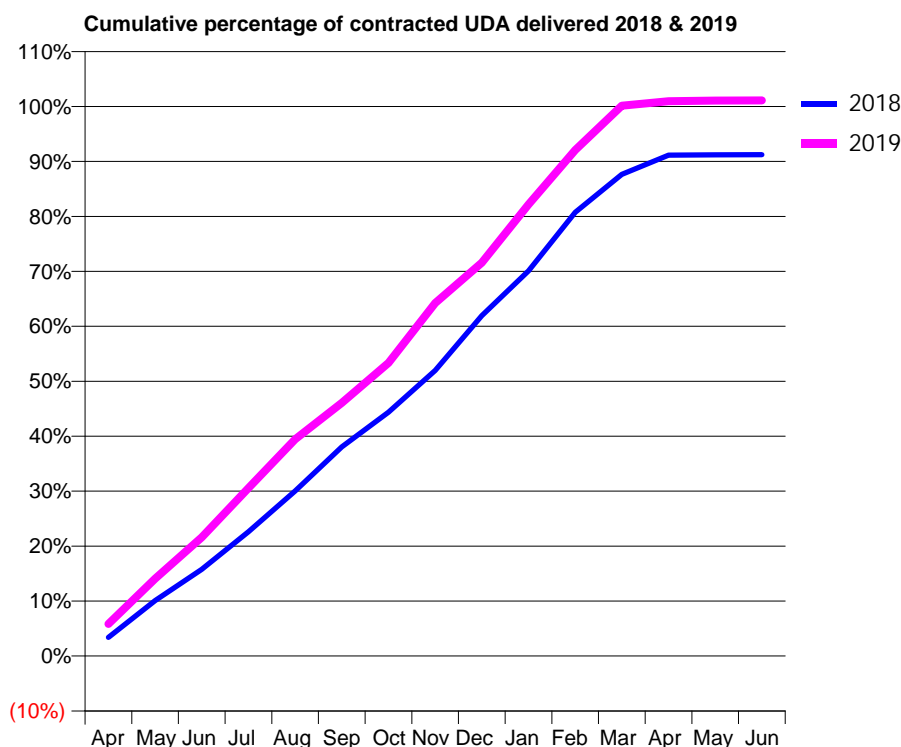
18/19 Contracted general activity (UDA)	13,145
Carry forward general activity (UDA)	0
18/19 Contracted orthodontic activity (UOA)	0
Carry forward orthodontic activity (UOA)	0
Baseline contract value	£375,564.13

### ACCESS\*

Patients seen in 24 months	Total	Change since previous quarter
Quarter ending March 2018	4,890	
Quarter ending June 2018	4,895	→
Quarter ending September 2018	4,990	→
Quarter ending December 2018	5,055	→
Quarter ending March 2019	5,306	↑
<b>Variance since March 2018</b>	<b>8.5%</b>	<b>↑</b>



### ACTIVITY



Adjusted Scheduled Activity (UDA)		
Month	2018	2019
April	449	766
May	1,330	1,850
June	2,075	2,840
July	2,973	4,019
August	3,947	5,184
September	5,003	6,056
October	5,833	7,014
November	6,831	8,441
December	8,138	9,407
January	9,212	10,798
February	10,614	12,105
March	11,521	13,164
April	11,979	13,270
May	11,990	13,284
June	11,992	13,290

### QUALITY

	Quantity	Base Number	Contract	AT	Region	England
% of FP17s for the same patient ID Re-attending within 3 months - Children	102	1,573	6.5%	12.2%	12.3%	11.8%
% of FP17s for the same patient ID Re-attending within 3 months - Adults	528	4,820	11.0%	16.2%	15.9%	15.7%
% of FP17s for the same patient ID Re-attending between 3 & 9 months - Children	781	1,573	49.7%	58.0%	60.2%	58.9%
% of FP17s for the same patient ID Re-attending between 3 & 9 months - Adults	2,087	4,820	43.3%	50.9%	53.0%	50.8%
% of FP17s for Band 1 Urgent Courses	303	6,208	4.9%	10.1%	9.1%	9.1%
% of FP17s Relating to Free Repair or Replacements	22	6,208	0.4%	0.8%	1.0%	0.8%
% of FP17s Relating to Continuations	78	6,208	1.3%	0.9%	1.0%	0.9%
% of Patients satisfied with the dentistry they have received	3	3	N/A	92.8%	93.2%	92.5%
% of Patients satisfied with the time they had to wait for an appointment	3	3	N/A	86.8%	88.1%	87.0%

\* This is based on patients treated on this contract for their most recent course of treatment.

Figures in italics indicate the base number of FP17s or Patient Questionnaire responses are less than 100. N/A is shown where the base number of responses is less than 10 during the period. % is calculated as Quantity/Base number\*100

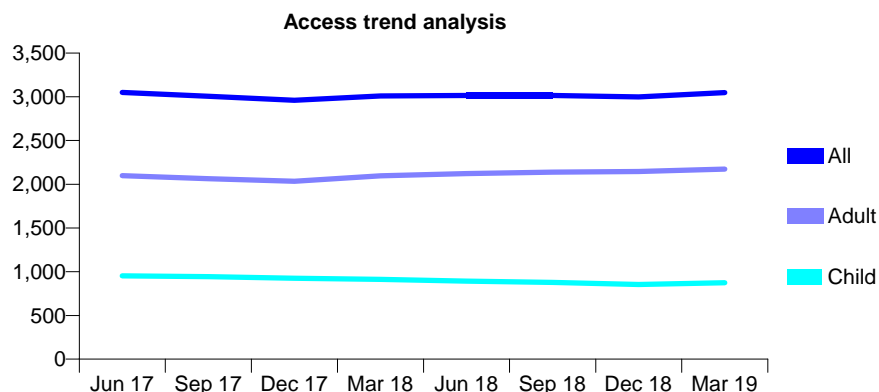
## Q46 - Vital Signs At a Glance Contract Report for 628549/0002 - Year end March 2019

Name or company name	Tailor and Gibb
Contract type name	GDS Contract
Purpose of contract	General
Contract start date	02/03/2012
Contract end date	

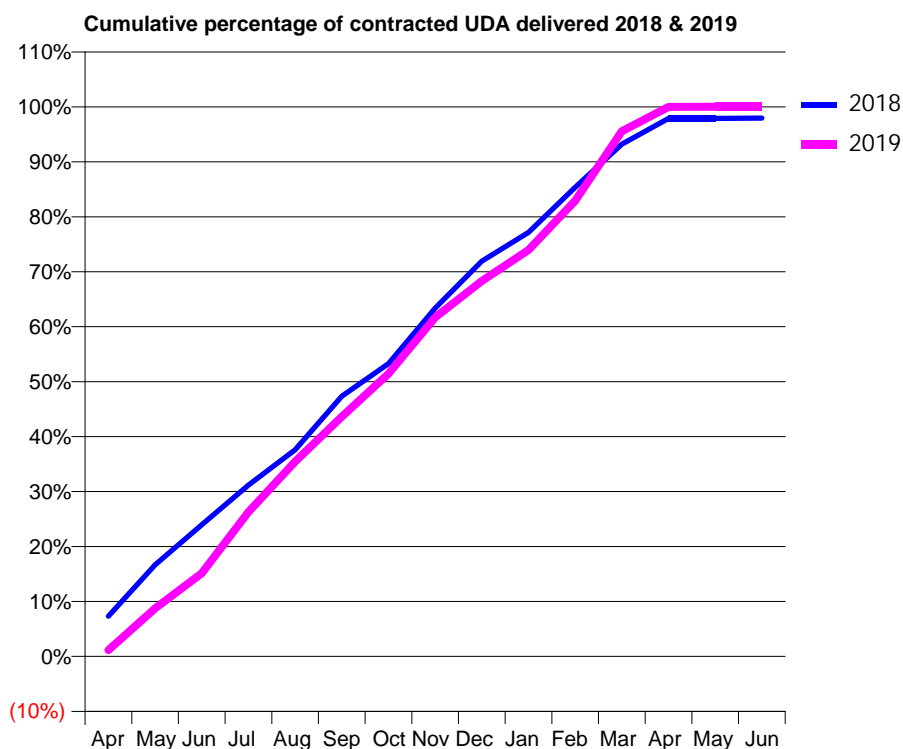
18/19 Contracted general activity (UDA)	8,698
Carry forward general activity (UDA)	178
18/19 Contracted orthodontic activity (UOA)	0
Carry forward orthodontic activity (UOA)	0
Baseline contract value	£221,097.60

### ACCESS\*

Patients seen in 24 months	Total	Change since previous quarter
Quarter ending March 2018	3,009	
Quarter ending June 2018	3,015	→
Quarter ending September 2018	3,016	→
Quarter ending December 2018	2,999	→
Quarter ending March 2019	3,048	→
<b>Variance since March 2018</b>	<b>1.3%</b>	<b>→</b>



### ACTIVITY



Adjusted Scheduled Activity (UDA)		
Month	2018	2019
April	639	100
May	1,451	760
June	2,084	1,316
July	2,711	2,287
August	3,270	3,086
September	4,117	3,795
October	4,633	4,475
November	5,513	5,367
December	6,255	5,941
January	6,711	6,432
February	7,424	7,214
March	8,107	8,312
April	8,516	8,696
May	8,516	8,699
June	8,520	8,700

### QUALITY

	Quantity	Base Number	Contract	AT	Region	England
% of FP17s for the same patient ID Re-attending within 3 months - Children	108	1,191	9.1%	12.2%	12.3%	11.8%
% of FP17s for the same patient ID Re-attending within 3 months - Adults	378	2,709	14.0%	16.2%	15.9%	15.7%
% of FP17s for the same patient ID Re-attending between 3 & 9 months - Children	628	1,191	52.7%	58.0%	60.2%	58.9%
% of FP17s for the same patient ID Re-attending between 3 & 9 months - Adults	1,387	2,709	51.2%	50.9%	53.0%	50.8%
% of FP17s for Band 1 Urgent Courses	330	3,908	8.4%	10.1%	9.1%	9.1%
% of FP17s Relating to Free Repair or Replacements	60	3,908	1.5%	0.8%	1.0%	0.8%
% of FP17s Relating to Continuations	6	3,908	0.2%	0.9%	1.0%	0.9%
% of Patients satisfied with the dentistry they have received	0	0	N/A	92.8%	93.2%	92.5%
% of Patients satisfied with the time they had to wait for an appointment	0	0	N/A	86.8%	88.1%	87.0%

\* This is based on patients treated on this contract for their most recent course of treatment.

Figures in italics indicate the base number of FP17s or Patient Questionnaire responses are less than 100. N/A is shown where the base number of responses is less than 10 during the period. % is calculated as Quantity/Base number\*100

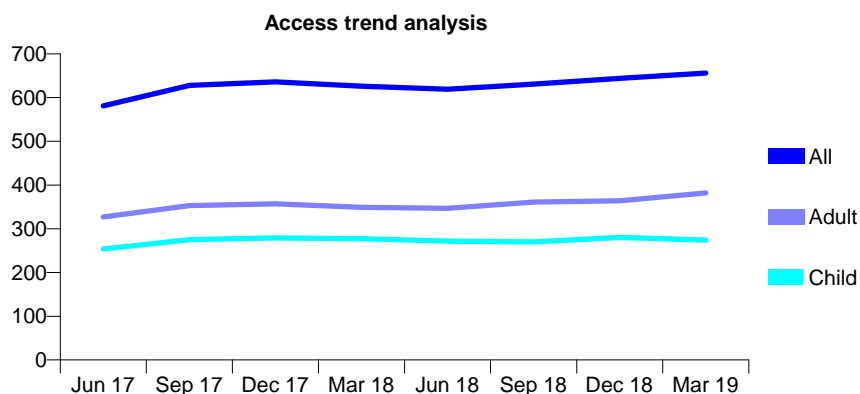
## Q46 - Vital Signs At a Glance Contract Report for 632015/0001 - Year end March 2019

Name or company name	Dr M Kapenda
Contract type name	GDS Contract
Purpose of contract	General
Contract start date	01/04/2006
Contract end date	

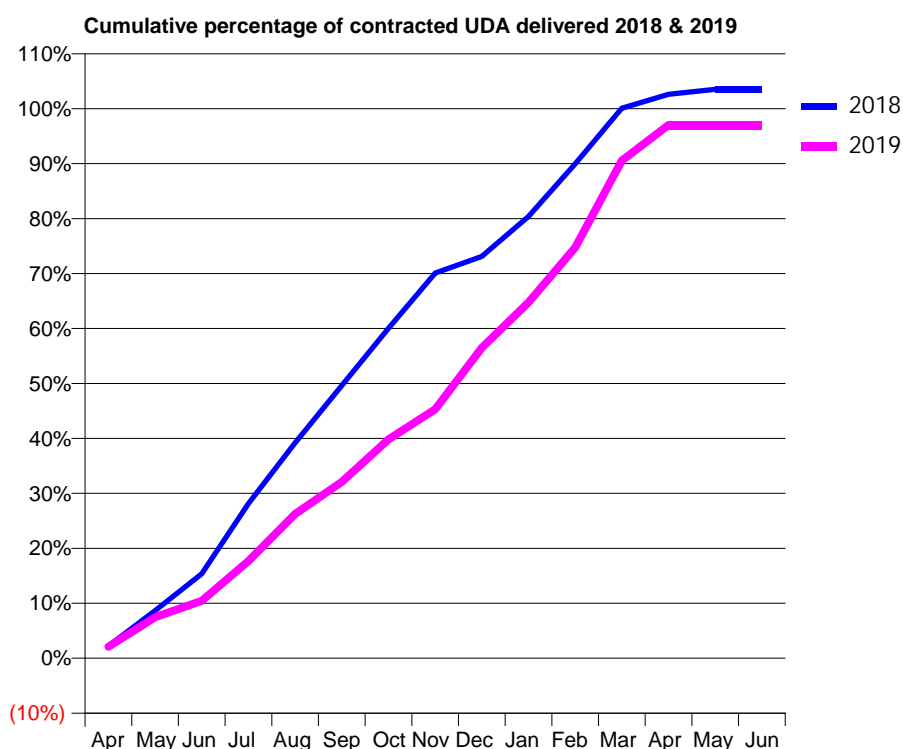
18/19 Contracted general activity (UDA)	1,880
Carry forward general activity (UDA)	0
18/19 Contracted orthodontic activity (UOA)	0
Carry forward orthodontic activity (UOA)	0
Baseline contract value	£53,707.33

### ACCESS\*

Patients seen in 24 months	Total	Change since previous quarter
Quarter ending March 2018	626	
Quarter ending June 2018	619	↓
Quarter ending September 2018	631	→
Quarter ending December 2018	644	↑
Quarter ending March 2019	656	→
<b>Variance since March 2018</b>	<b>4.8%</b>	<b>↑</b>



### ACTIVITY



Adjusted Scheduled Activity (UDA)		
Month	2018	2019
April	42	39
May	163	140
June	289	197
July	529	333
August	737	494
September	933	603
October	1,128	749
November	1,317	852
December	1,374	1,062
January	1,511	1,218
February	1,692	1,405
March	1,881	1,702
April	1,929	1,824
May	1,946	1,824
June	1,946	1,824

### QUALITY

	Quantity	Base Number	Contract	AT	Region	England
% of FP17s for the same patient ID Re-attending within 3 months - Children	29	335	8.7%	12.2%	12.3%	11.8%
% of FP17s for the same patient ID Re-attending within 3 months - Adults	65	454	14.3%	16.2%	15.9%	15.7%
% of FP17s for the same patient ID Re-attending between 3 & 9 months - Children	149	335	44.5%	58.0%	60.2%	58.9%
% of FP17s for the same patient ID Re-attending between 3 & 9 months - Adults	209	454	46.0%	50.9%	53.0%	50.8%
% of FP17s for Band 1 Urgent Courses	38	813	4.7%	10.1%	9.1%	9.1%
% of FP17s Relating to Free Repair or Replacements	2	813	0.2%	0.8%	1.0%	0.8%
% of FP17s Relating to Continuations	3	813	0.4%	0.9%	1.0%	0.9%
% of Patients satisfied with the dentistry they have received	0	0	N/A	92.8%	93.2%	92.5%
% of Patients satisfied with the time they had to wait for an appointment	0	0	N/A	86.8%	88.1%	87.0%

\* This is based on patients treated on this contract for their most recent course of treatment.

Figures in italics indicate the base number of FP17s or Patient Questionnaire responses are less than 100. N/A is shown where the base number of responses is less than 10 during the period. % is calculated as Quantity/Base number\*100



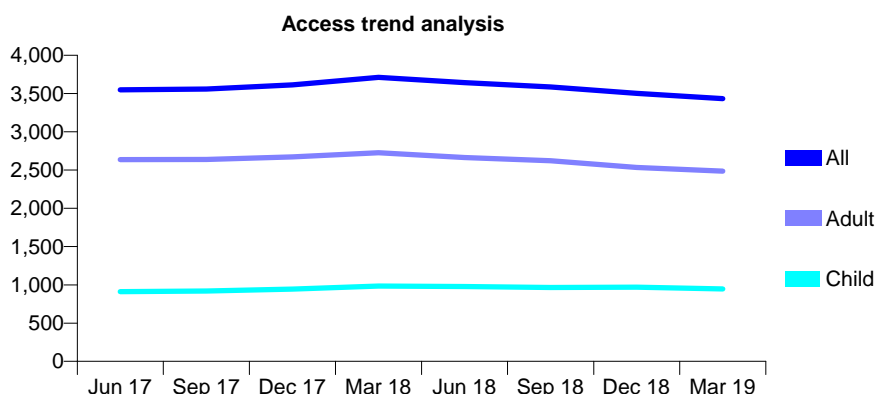
## Q46 - Vital Signs At a Glance Contract Report for 632279/0001 - Year end March 2019

Name or company name	Mr U Sharif
Contract type name	GDS Contract
Purpose of contract	General
Contract start date	01/04/2006
Contract end date	

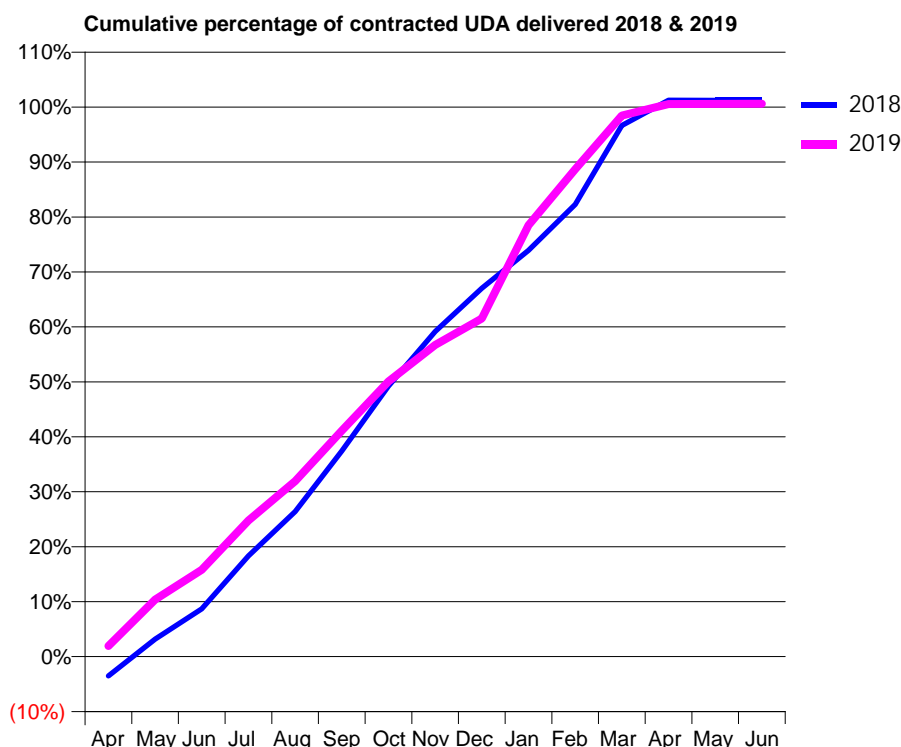
18/19 Contracted general activity (UDA)	12,087
Carry forward general activity (UDA)	-237
18/19 Contracted orthodontic activity (UOA)	0
Carry forward orthodontic activity (UOA)	0
Baseline contract value	£417,140.32

### ACCESS\*

Patients seen in 24 months	Total	Change since previous quarter
Quarter ending March 2018	3,711	
Quarter ending June 2018	3,642	↓
Quarter ending September 2018	3,586	↓
Quarter ending December 2018	3,503	↓
Quarter ending March 2019	3,433	↓
<b>Variance since March 2018</b>	<b>(7.5%)</b>	<b>↓</b>



### ACTIVITY



Adjusted Scheduled Activity (UDA)		
Month	2018	2019
April	-426	237
May	385	1,256
June	1,052	1,910
July	2,216	2,994
August	3,189	3,858
September	4,520	4,968
October	5,949	6,053
November	7,149	6,856
December	8,101	7,436
January	8,937	9,487
February	9,944	10,719
March	11,683	11,897
April	12,237	12,152
May	12,233	12,157
June	12,233	12,158

### QUALITY

	Quantity	Base Number	Contract	AT	Region	England
% of FP17s for the same patient ID Re-attending within 3 months - Children	178	1,572	11.3%	12.2%	12.3%	11.8%
% of FP17s for the same patient ID Re-attending within 3 months - Adults	579	3,282	17.6%	16.2%	15.9%	15.7%
% of FP17s for the same patient ID Re-attending between 3 & 9 months - Children	905	1,572	57.6%	58.0%	60.2%	58.9%
% of FP17s for the same patient ID Re-attending between 3 & 9 months - Adults	1,618	3,282	49.3%	50.9%	53.0%	50.8%
% of FP17s for Band 1 Urgent Courses	428	4,789	8.9%	10.1%	9.1%	9.1%
% of FP17s Relating to Free Repair or Replacements	103	4,789	2.2%	0.8%	1.0%	0.8%
% of FP17s Relating to Continuations	130	4,789	2.7%	0.9%	1.0%	0.9%
% of Patients satisfied with the dentistry they have received	2	2	N/A	92.8%	93.2%	92.5%
% of Patients satisfied with the time they had to wait for an appointment	1	2	N/A	86.8%	88.1%	87.0%

\* This is based on patients treated on this contract for their most recent course of treatment.  
 Figures in *italics* indicate the base number of FP17s or Patient Questionnaire responses are less than 100. N/A is shown where the base number of responses is less than 10 during the period. % is calculated as Quantity/Base number\*100

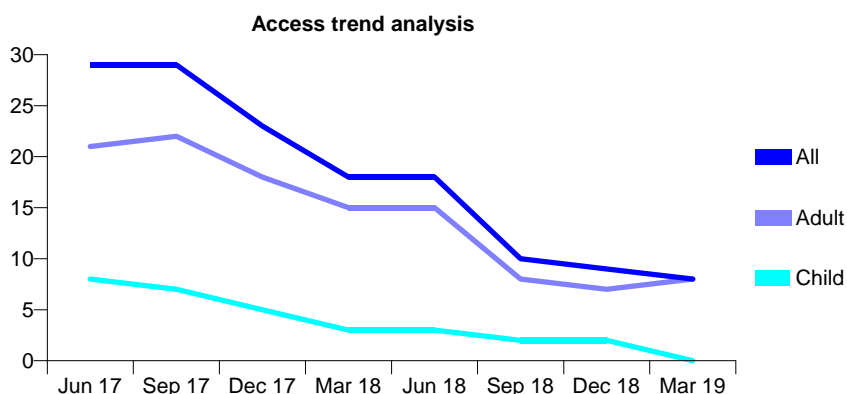
## Q46 - Vital Signs At a Glance Contract Report for 632686/0001 - Year end March 2019

Name or company name	MR M HAFFNER
Contract type name	GDS Contract
Purpose of contract	General
Contract start date	01/04/2006
Contract end date	

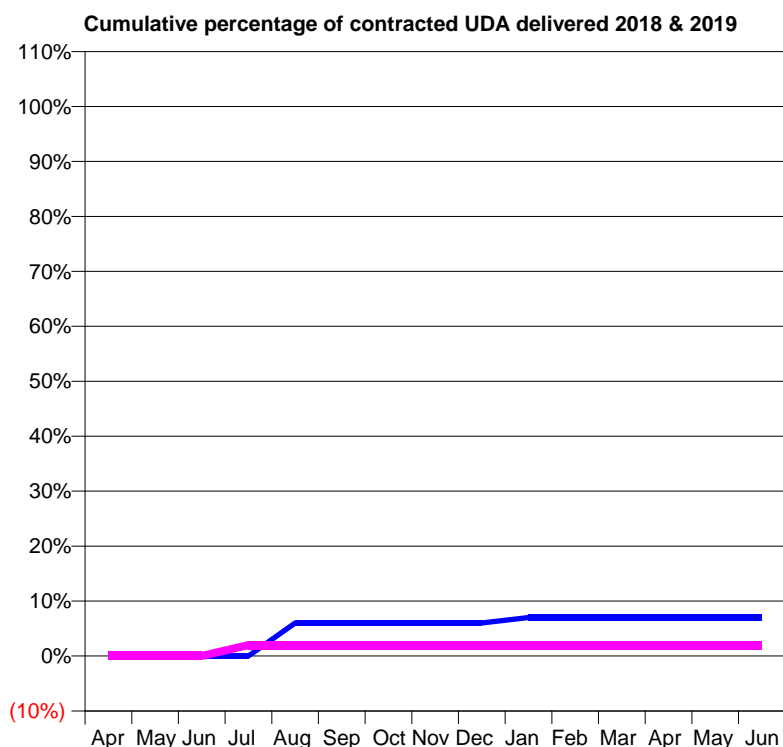
18/19 Contracted general activity (UDA)	100
Carry forward general activity (UDA)	0
18/19 Contracted orthodontic activity (UOA)	0
Carry forward orthodontic activity (UOA)	0
Baseline contract value	£1,963.00

### ACCESS\*

Patients seen in 24 months	Total	Change since previous quarter
Quarter ending March 2018	18	
Quarter ending June 2018	18	→
Quarter ending September 2018	10	↓
Quarter ending December 2018	9	↓
Quarter ending March 2019	8	↓
<b>Variance since March 2018</b>	<b>(55.6%)</b>	<b>↓</b>



### ACTIVITY



Adjusted Scheduled Activity (UDA)		
Month	2018	2019
April	0	0
May	0	0
June	0	0
July	0	2
August	6	2
September	6	2
October	6	2
November	6	2
December	6	2
January	7	2
February	7	2
March	7	2
April	7	2
May	7	2
June	7	2

### QUALITY

	Quantity	Base Number	Contract	AT	Region	England
% of FP17s for the same patient ID Re-attending within 3 months - Children	0	1	0.0%	12.2%	12.3%	11.8%
% of FP17s for the same patient ID Re-attending within 3 months - Adults	0	2	0.0%	16.2%	15.9%	15.7%
% of FP17s for the same patient ID Re-attending between 3 & 9 months - Children	0	1	0.0%	58.0%	60.2%	58.9%
% of FP17s for the same patient ID Re-attending between 3 & 9 months - Adults	0	2	0.0%	50.9%	53.0%	50.8%
% of FP17s for Band 1 Urgent Courses	0	19	0.0%	10.1%	9.1%	9.1%
% of FP17s Relating to Free Repair or Replacements	0	19	0.0%	0.8%	1.0%	0.8%
% of FP17s Relating to Continuations	1	19	5.3%	0.9%	1.0%	0.9%
% of Patients satisfied with the dentistry they have received	0	0	N/A	92.8%	93.2%	92.5%
% of Patients satisfied with the time they had to wait for an appointment	0	0	N/A	86.8%	88.1%	87.0%

\* This is based on patients treated on this contract for their most recent course of treatment.

Figures in italics indicate the base number of FP17s or Patient Questionnaire responses are less than 100. N/A is shown where the base number of responses is less than 10 during the period. % is calculated as Quantity/Base number\*100

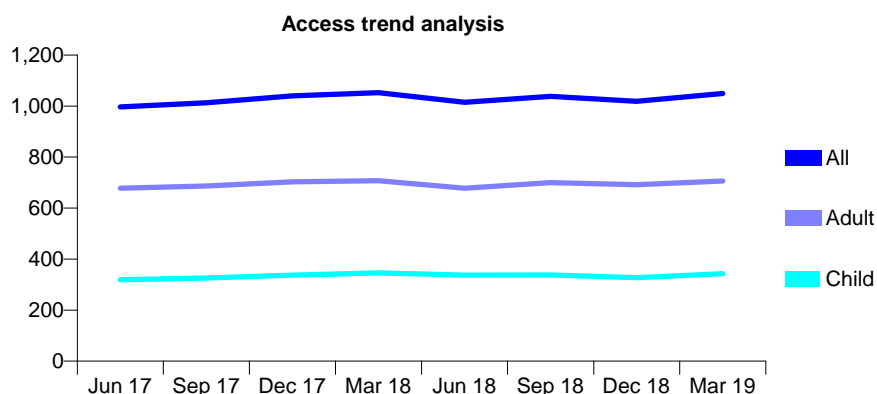
## Q46 - Vital Signs At a Glance Contract Report for 635529/0001 - Year end March 2019

Name or company name	MR DI LLEWELLYN
Contract type name	GDS Contract
Purpose of contract	General
Contract start date	01/04/2006
Contract end date	

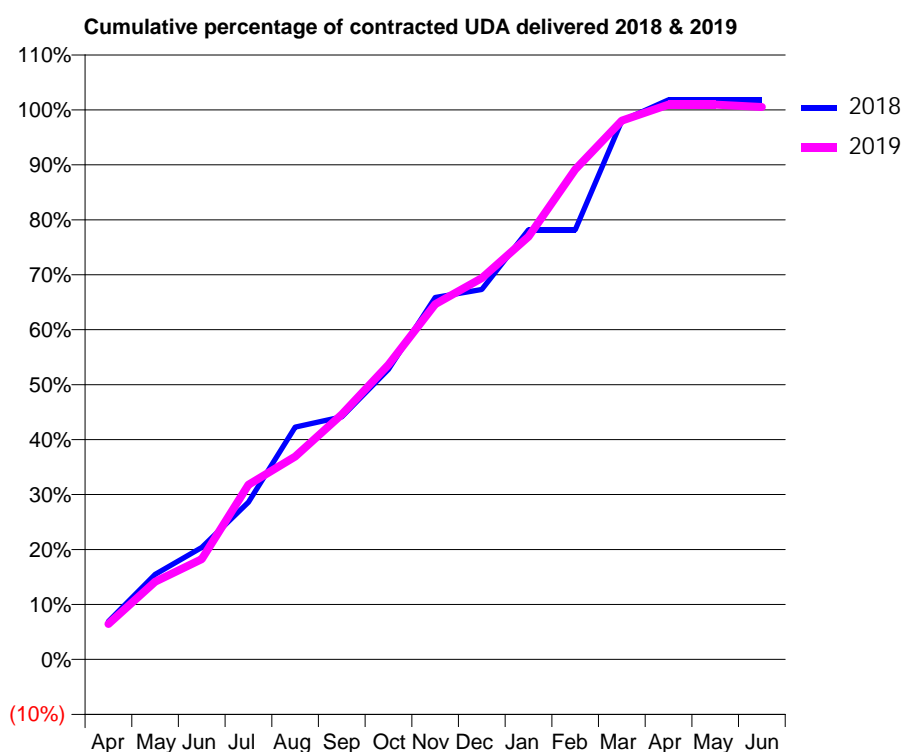
18/19 Contracted general activity (UDA)	3,000
Carry forward general activity (UDA)	-54
18/19 Contracted orthodontic activity (UOA)	0
Carry forward orthodontic activity (UOA)	0
Baseline contract value	£99,895.14

### ACCESS\*

Patients seen in 24 months	Total	Change since previous quarter
Quarter ending March 2018	1,053	
Quarter ending June 2018	1,015	↓
Quarter ending September 2018	1,038	↑
Quarter ending December 2018	1,019	↓
Quarter ending March 2019	1,049	↑
<b>Variance since March 2018</b>	<b>(0.4%)</b>	→



### ACTIVITY



Adjusted Scheduled Activity (UDA)		
Month	2018	2019
April	208	194
May	464	424
June	611	548
July	859	954
August	1,269	1,108
September	1,324	1,337
October	1,584	1,609
November	1,976	1,939
December	2,020	2,081
January	2,345	2,308
February	2,345	2,674
March	2,940	2,941
April	3,054	3,028
May	3,054	3,028
June	3,054	3,016

### QUALITY

	Quantity	Base Number	Contract	AT	Region	England
% of FP17s for the same patient ID Re-attending within 3 months - Children	38	482	7.9%	12.2%	12.3%	11.8%
% of FP17s for the same patient ID Re-attending within 3 months - Adults	128	776	16.5%	16.2%	15.9%	15.7%
% of FP17s for the same patient ID Re-attending between 3 & 9 months - Children	250	482	51.9%	58.0%	60.2%	58.9%
% of FP17s for the same patient ID Re-attending between 3 & 9 months - Adults	257	776	33.1%	50.9%	53.0%	50.8%
% of FP17s for Band 1 Urgent Courses	45	1,270	3.5%	10.1%	9.1%	9.1%
% of FP17s Relating to Free Repair or Replacements	0	1,270	0.0%	0.8%	1.0%	0.8%
% of FP17s Relating to Continuations	12	1,270	0.9%	0.9%	1.0%	0.9%
% of Patients satisfied with the dentistry they have received	0	0	N/A	92.8%	93.2%	92.5%
% of Patients satisfied with the time they had to wait for an appointment	0	0	N/A	86.8%	88.1%	87.0%

\* This is based on patients treated on this contract for their most recent course of treatment.

Figures in italics indicate the base number of FP17s or Patient Questionnaire responses are less than 100. N/A is shown where the base number of responses is less than 10 during the period. % is calculated as Quantity/Base number\*100

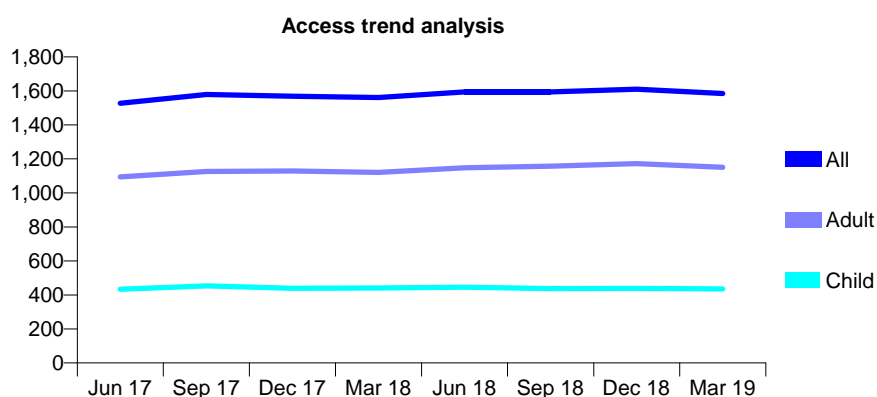
## Q46 - Vital Signs At a Glance Contract Report for 638927/0001 - Year end March 2019

Name or company name	MR IA MIRZA
Contract type name	GDS Contract
Purpose of contract	General
Contract start date	01/04/2006
Contract end date	

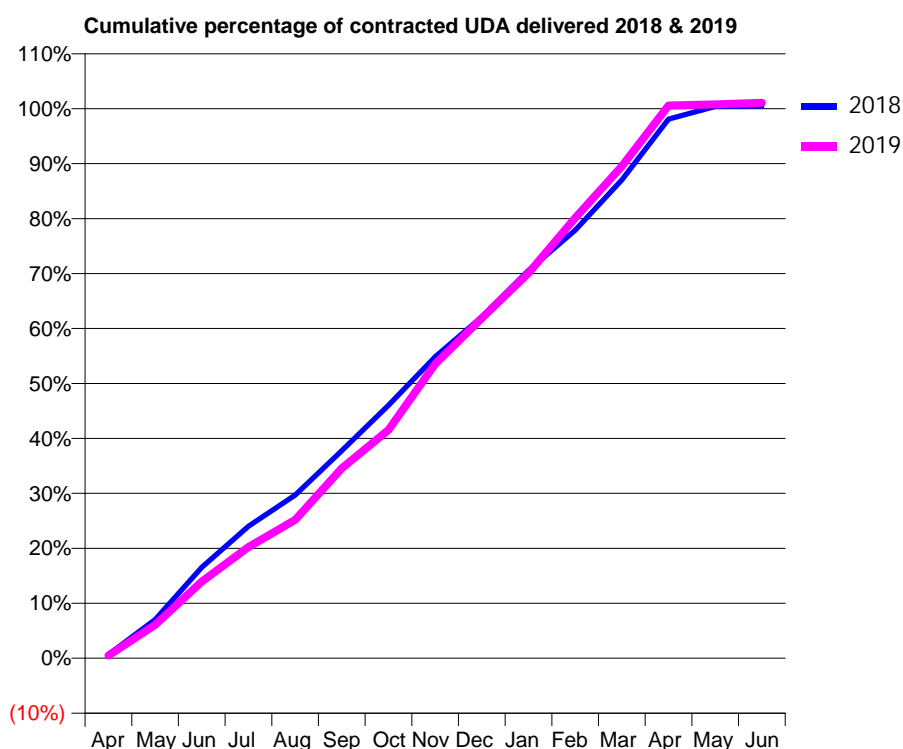
18/19 Contracted general activity (UDA)	6,277
Carry forward general activity (UDA)	-29
18/19 Contracted orthodontic activity (UOA)	0
Carry forward orthodontic activity (UOA)	0
Baseline contract value	£205,282.87

### ACCESS\*

Patients seen in 24 months	Total	Change since previous quarter
Quarter ending March 2018	1,561	
Quarter ending June 2018	1,594	↑
Quarter ending September 2018	1,594	→
Quarter ending December 2018	1,610	→
Quarter ending March 2019	1,585	↓
<b>Variance since March 2018</b>	<b>1.5%</b>	<b>→</b>



### ACTIVITY



Adjusted Scheduled Activity (UDA)		
Month	2018	2019
April	44	30
May	443	382
June	1,039	875
July	1,508	1,270
August	1,863	1,580
September	2,370	2,168
October	2,889	2,608
November	3,443	3,361
December	3,898	3,884
January	4,431	4,398
February	4,889	5,031
March	5,464	5,618
April	6,158	6,312
May	6,303	6,325
June	6,306	6,343

### QUALITY

	Quantity	Base Number	Contract	AT	Region	England
% of FP17s for the same patient ID Re-attending within 3 months - Children	56	673	8.3%	12.2%	12.3%	11.8%
% of FP17s for the same patient ID Re-attending within 3 months - Adults	320	1,785	17.9%	16.2%	15.9%	15.7%
% of FP17s for the same patient ID Re-attending between 3 & 9 months - Children	354	673	52.6%	58.0%	60.2%	58.9%
% of FP17s for the same patient ID Re-attending between 3 & 9 months - Adults	893	1,785	50.0%	50.9%	53.0%	50.8%
% of FP17s for Band 1 Urgent Courses	261	2,443	10.7%	10.1%	9.1%	9.1%
% of FP17s Relating to Free Repair or Replacements	28	2,443	1.1%	0.8%	1.0%	0.8%
% of FP17s Relating to Continuations	7	2,443	0.3%	0.9%	1.0%	0.9%
% of Patients satisfied with the dentistry they have received	1	1	N/A	92.8%	93.2%	92.5%
% of Patients satisfied with the time they had to wait for an appointment	1	1	N/A	86.8%	88.1%	87.0%

\* This is based on patients treated on this contract for their most recent course of treatment.

Figures in italics indicate the base number of FP17s or Patient Questionnaire responses are less than 100. N/A is shown where the base number of responses is less than 10 during the period. % is calculated as Quantity/Base number\*100

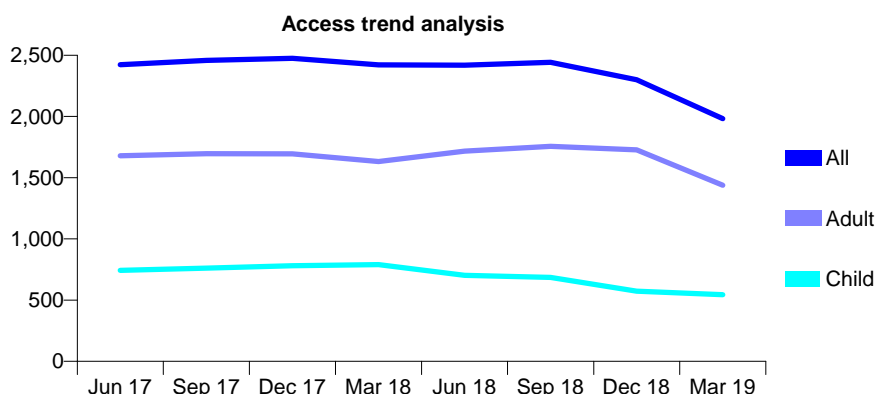
## Q46 - Vital Signs At a Glance Contract Report for 639125/0001 - Year end March 2019

Name or company name	MR ND SLATTERY
Contract type name	GDS Contract
Purpose of contract	General
Contract start date	01/04/2006
Contract end date	

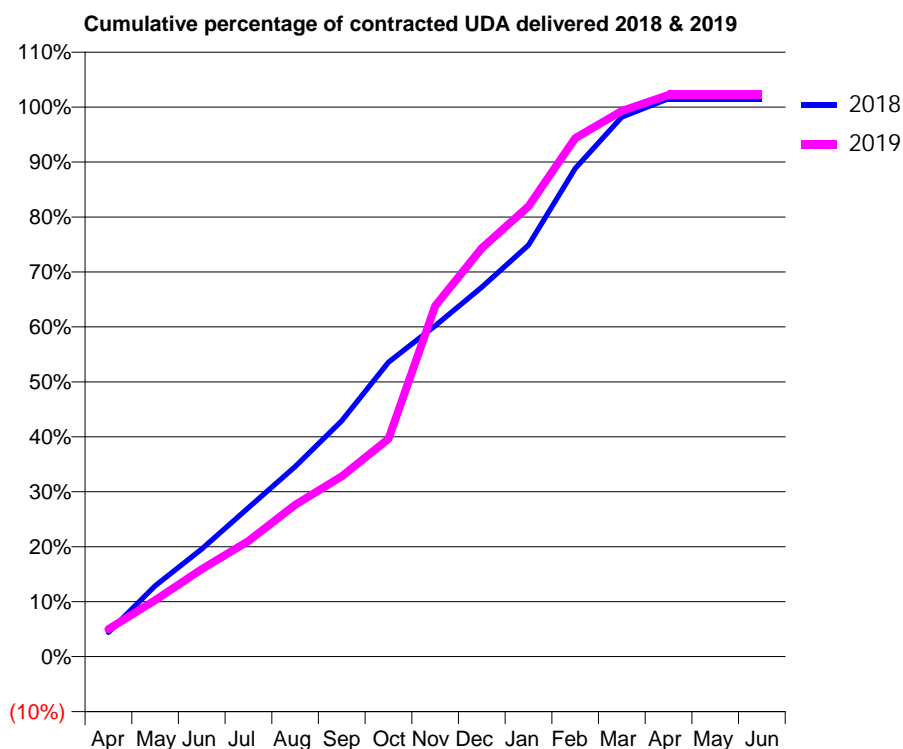
18/19 Contracted general activity (UDA)	9,042
Carry forward general activity (UDA)	-139
18/19 Contracted orthodontic activity (UOA)	0
Carry forward orthodontic activity (UOA)	0
Baseline contract value	£412,700.69

### ACCESS\*

Patients seen in 24 months	Total	Change since previous quarter
Quarter ending March 2018	2,422	
Quarter ending June 2018	2,419	→
Quarter ending September 2018	2,443	→
Quarter ending December 2018	2,300	↓
Quarter ending March 2019	1,982	↓
<b>Variance since March 2018</b>	<b>(18.2%)</b>	<b>↓</b>



### ACTIVITY



Adjusted Scheduled Activity (UDA)		
Month	2018	2019
April	401	451
May	1,167	928
June	1,771	1,438
July	2,449	1,904
August	3,129	2,498
September	3,881	2,965
October	4,845	3,582
November	5,445	5,770
December	6,078	6,722
January	6,772	7,408
February	8,032	8,531
March	8,878	8,978
April	9,180	9,240
May	9,181	9,240
June	9,181	9,240

### QUALITY

	Quantity	Base Number	Contract	AT	Region	England
% of FP17s for the same patient ID Re-attending within 3 months - Children	60	985	6.1%	12.2%	12.3%	11.8%
% of FP17s for the same patient ID Re-attending within 3 months - Adults	199	2,421	8.2%	16.2%	15.9%	15.7%
% of FP17s for the same patient ID Re-attending between 3 & 9 months - Children	513	985	52.1%	58.0%	60.2%	58.9%
% of FP17s for the same patient ID Re-attending between 3 & 9 months - Adults	1,070	2,421	44.2%	50.9%	53.0%	50.8%
% of FP17s for Band 1 Urgent Courses	41	3,364	1.2%	10.1%	9.1%	9.1%
% of FP17s Relating to Free Repair or Replacements	20	3,364	0.6%	0.8%	1.0%	0.8%
% of FP17s Relating to Continuations	27	3,364	0.8%	0.9%	1.0%	0.9%
% of Patients satisfied with the dentistry they have received	0	0	N/A	92.8%	93.2%	92.5%
% of Patients satisfied with the time they had to wait for an appointment	0	0	N/A	86.8%	88.1%	87.0%

\* This is based on patients treated on this contract for their most recent course of treatment.  
 Figures in *italics* indicate the base number of FP17s or Patient Questionnaire responses are less than 100. N/A is shown where the base number of responses is less than 10 during the period. % is calculated as Quantity/Base number\*100

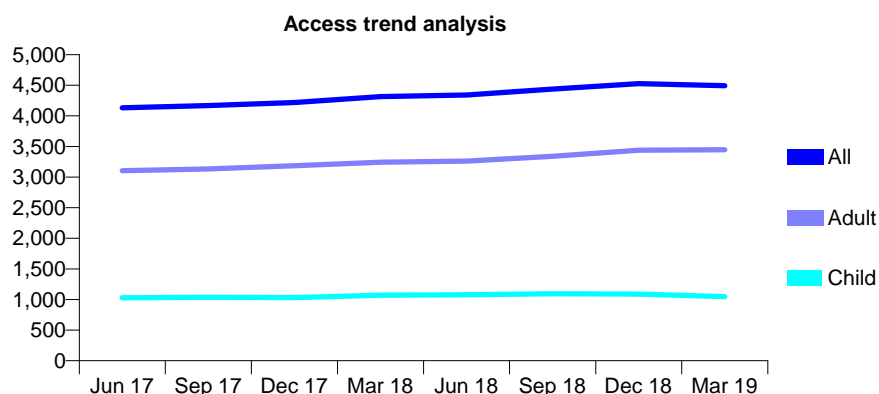
## Q46 - Vital Signs At a Glance Contract Report for 643394/0001 - Year end March 2019

Name or company name	MR M GREEN
Contract type name	GDS Contract
Purpose of contract	General
Contract start date	01/04/2006
Contract end date	

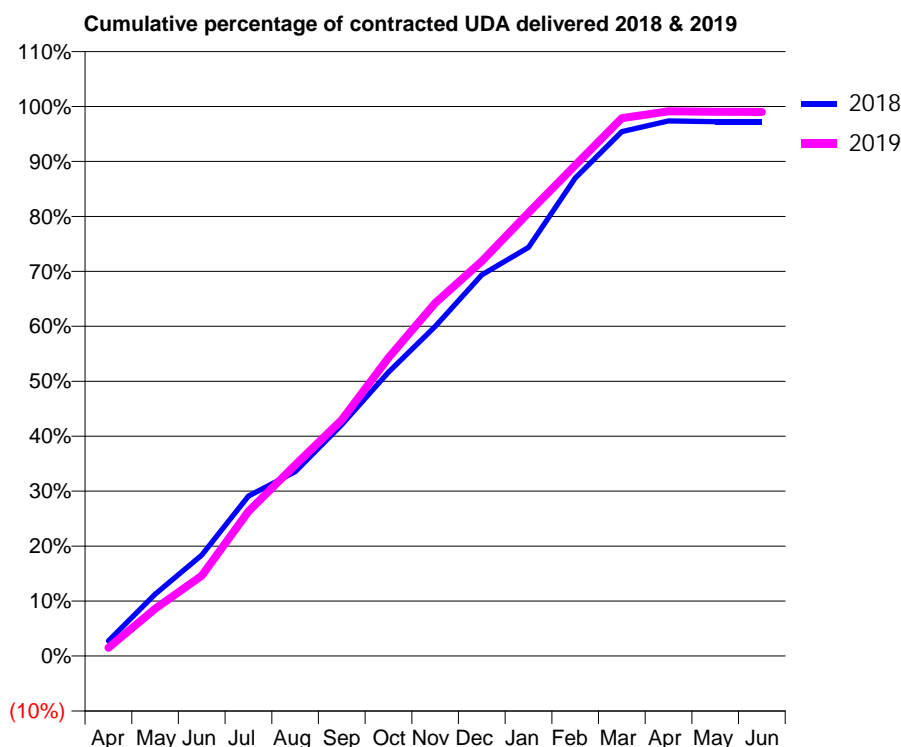
18/19 Contracted general activity (UDA)	11,651
Carry forward general activity (UDA)	324
18/19 Contracted orthodontic activity (UOA)	0
Carry forward orthodontic activity (UOA)	0
Baseline contract value	£340,157.46

### ACCESS\*

Patients seen in 24 months	Total	Change since previous quarter
Quarter ending March 2018	4,315	
Quarter ending June 2018	4,341	→
Quarter ending September 2018	4,437	↑
Quarter ending December 2018	4,526	↑
Quarter ending March 2019	4,493	→
<b>Variance since March 2018</b>	<b>4.1%</b>	<b>↑</b>



### ACTIVITY



Adjusted Scheduled Activity (UDA)		
Month	2018	2019
April	321	177
May	1,312	1,001
June	2,138	1,700
July	3,392	3,066
August	3,907	4,050
September	4,904	5,007
October	6,017	6,322
November	6,986	7,484
December	8,079	8,369
January	8,664	9,397
February	10,133	10,405
March	11,117	11,400
April	11,344	11,548
May	11,327	11,536
June	11,327	11,535

### QUALITY

	Quantity	Base Number	Contract	AT	Region	England
% of FP17s for the same patient ID Re-attending within 3 months - Children	163	1,767	9.2%	12.2%	12.3%	11.8%
% of FP17s for the same patient ID Re-attending within 3 months - Adults	659	4,522	14.6%	16.2%	15.9%	15.7%
% of FP17s for the same patient ID Re-attending between 3 & 9 months - Children	946	1,767	53.5%	58.0%	60.2%	58.9%
% of FP17s for the same patient ID Re-attending between 3 & 9 months - Adults	1,435	4,522	31.7%	50.9%	53.0%	50.8%
% of FP17s for Band 1 Urgent Courses	720	6,215	11.6%	10.1%	9.1%	9.1%
% of FP17s Relating to Free Repair or Replacements	31	6,215	0.5%	0.8%	1.0%	0.8%
% of FP17s Relating to Continuations	116	6,215	1.9%	0.9%	1.0%	0.9%
% of Patients satisfied with the dentistry they have received	1	1	N/A	92.8%	93.2%	92.5%
% of Patients satisfied with the time they had to wait for an appointment	1	1	N/A	86.8%	88.1%	87.0%

\* This is based on patients treated on this contract for their most recent course of treatment.

Figures in italics indicate the base number of FP17s or Patient Questionnaire responses are less than 100. N/A is shown where the base number of responses is less than 10 during the period. % is calculated as Quantity/Base number\*100

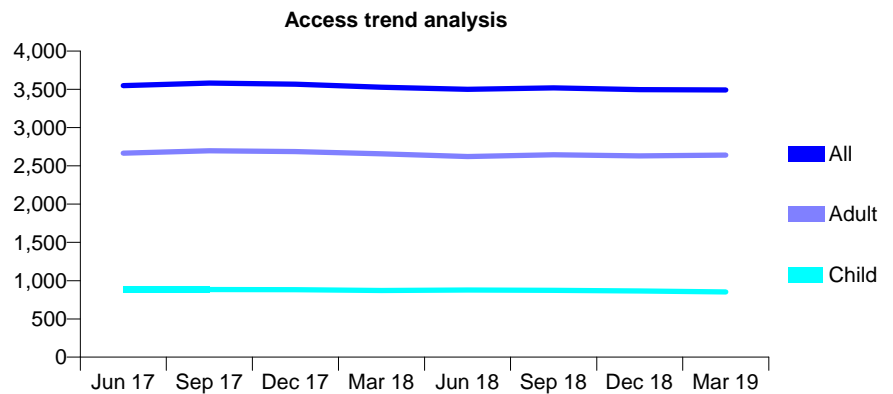
## Q46 - Vital Signs At a Glance Contract Report for 643408/0001 - Year end March 2019

Name or company name	MR DP LUSTMAN
Contract type name	GDS Contract
Purpose of contract	General
Contract start date	01/04/2006
Contract end date	

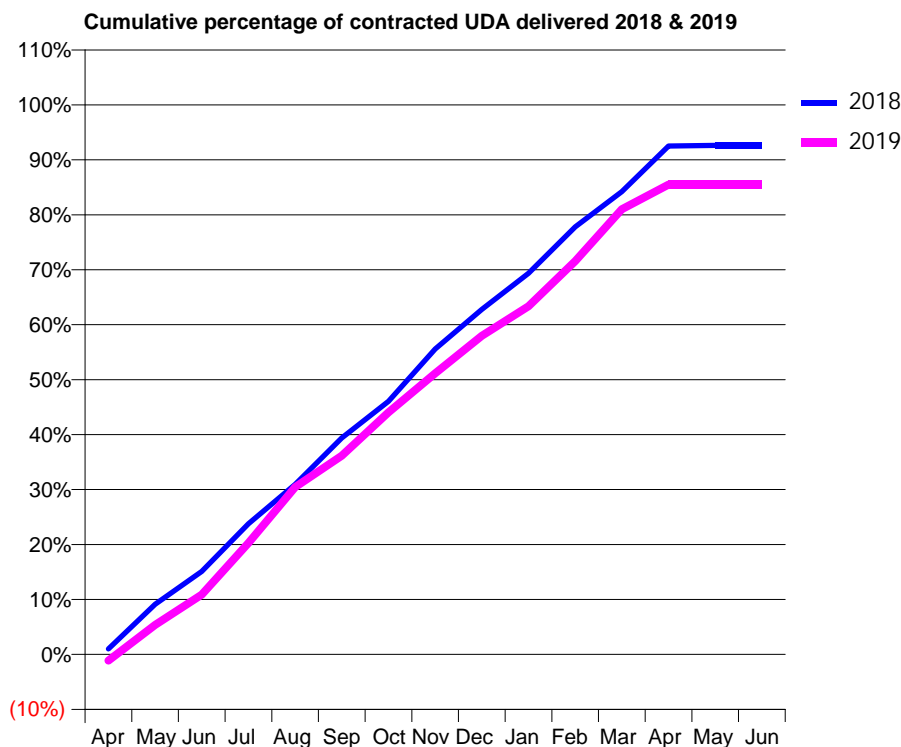
18/19 Contracted general activity (UDA)	11,485
Carry forward general activity (UDA)	393
18/19 Contracted orthodontic activity (UOA)	0
Carry forward orthodontic activity (UOA)	0
Baseline contract value	£291,993.72

### ACCESS\*

Patients seen in 24 months	Total	Change since previous quarter
Quarter ending March 2018	3,527	
Quarter ending June 2018	3,500	→
Quarter ending September 2018	3,518	→
Quarter ending December 2018	3,495	→
Quarter ending March 2019	3,492	→
<b>Variance since March 2018</b>	<b>(1.0%)</b>	→



### ACTIVITY



Adjusted Scheduled Activity (UDA)		
Month	2018	2019
April	116	-133
May	1,050	616
June	1,736	1,250
July	2,733	2,332
August	3,555	3,497
September	4,526	4,155
October	5,290	5,059
November	6,383	5,876
December	7,209	6,657
January	7,963	7,276
February	8,934	8,220
March	9,670	9,301
April	10,624	9,817
May	10,637	9,817
June	10,637	9,817

### QUALITY

	Quantity	Base Number	Contract	AT	Region	England
% of FP17s for the same patient ID Re-attending within 3 months - Children	164	1,411	11.6%	12.2%	12.3%	11.8%
% of FP17s for the same patient ID Re-attending within 3 months - Adults	668	4,359	15.3%	16.2%	15.9%	15.7%
% of FP17s for the same patient ID Re-attending between 3 & 9 months - Children	854	1,411	60.5%	58.0%	60.2%	58.9%
% of FP17s for the same patient ID Re-attending between 3 & 9 months - Adults	2,622	4,359	60.2%	50.9%	53.0%	50.8%
% of FP17s for Band 1 Urgent Courses	374	5,546	6.7%	10.1%	9.1%	9.1%
% of FP17s Relating to Free Repair or Replacements	37	5,546	0.7%	0.8%	1.0%	0.8%
% of FP17s Relating to Continuations	97	5,546	1.7%	0.9%	1.0%	0.9%
% of Patients satisfied with the dentistry they have received	4	4	N/A	92.8%	93.2%	92.5%
% of Patients satisfied with the time they had to wait for an appointment	4	4	N/A	86.8%	88.1%	87.0%

\* This is based on patients treated on this contract for their most recent course of treatment.

Figures in italics indicate the base number of FP17s or Patient Questionnaire responses are less than 100. N/A is shown where the base number of responses is less than 10 during the period. % is calculated as Quantity/Base number\*100



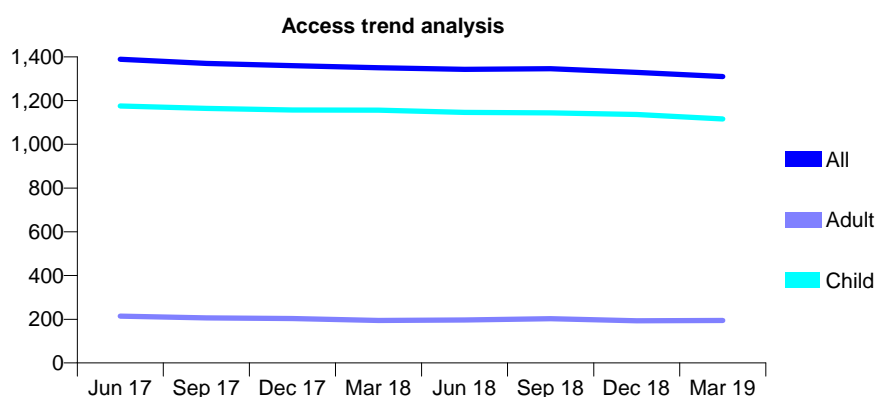
## Q46 - Vital Signs At a Glance Contract Report for 643548/0001 - Year end March 2019

Name or company name	MR RW SIMKINS
Contract type name	GDS Contract
Purpose of contract	General
Contract start date	01/04/2006
Contract end date	

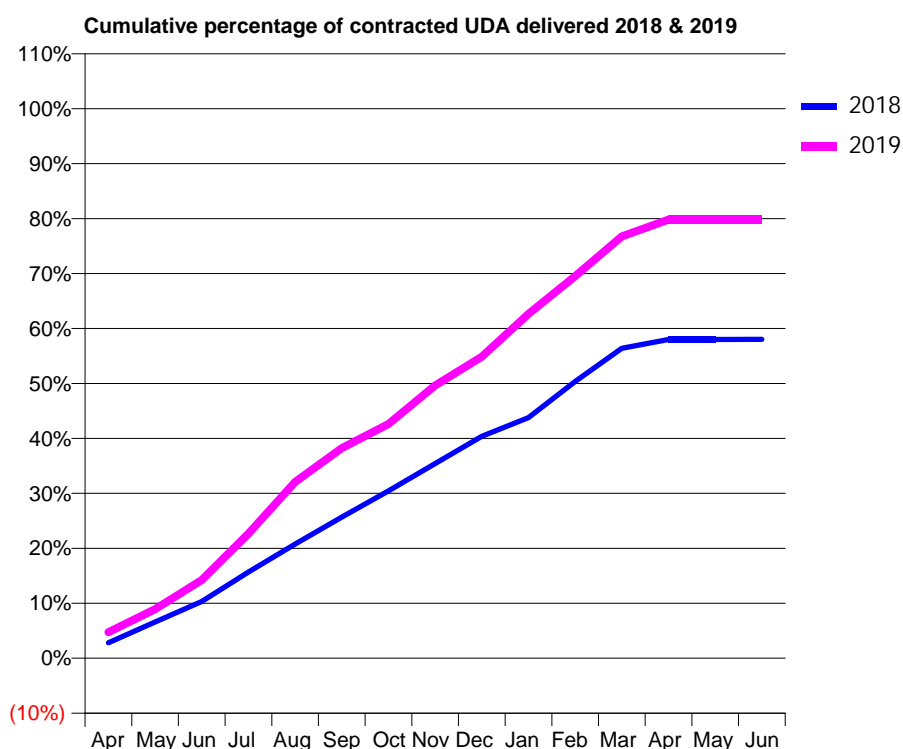
18/19 Contracted general activity (UDA)	3,600
Carry forward general activity (UDA)	0
18/19 Contracted orthodontic activity (UOA)	0
Carry forward orthodontic activity (UOA)	0
Baseline contract value	£134,880.54

### ACCESS\*

Patients seen in 24 months	Total	Change since previous quarter
Quarter ending March 2018	1,350	
Quarter ending June 2018	1,343	→
Quarter ending September 2018	1,346	→
Quarter ending December 2018	1,329	↓
Quarter ending March 2019	1,310	↓
<b>Variance since March 2018</b>	<b>(3.0%)</b>	<b>↓</b>



### ACTIVITY



Adjusted Scheduled Activity (UDA)		
Month	2018	2019
April	149	171
May	350	322
June	548	512
July	832	816
August	1,102	1,154
September	1,360	1,376
October	1,614	1,535
November	1,878	1,787
December	2,139	1,975
January	2,321	2,256
February	2,669	2,503
March	2,989	2,763
April	3,074	2,873
May	3,074	2,873
June	3,075	2,873

### QUALITY

	Quantity	Base Number	Contract	AT	Region	England
% of FP17s for the same patient ID Re-attending within 3 months - Children	176	1,828	9.6%	12.2%	12.3%	11.8%
% of FP17s for the same patient ID Re-attending within 3 months - Adults	6	87	6.9%	16.2%	15.9%	15.7%
% of FP17s for the same patient ID Re-attending between 3 & 9 months - Children	1,146	1,828	62.7%	58.0%	60.2%	58.9%
% of FP17s for the same patient ID Re-attending between 3 & 9 months - Adults	51	87	58.6%	50.9%	53.0%	50.8%
% of FP17s for Band 1 Urgent Courses	104	1,929	5.4%	10.1%	9.1%	9.1%
% of FP17s Relating to Free Repair or Replacements	0	1,929	0.0%	0.8%	1.0%	0.8%
% of FP17s Relating to Continuations	0	1,929	0.0%	0.9%	1.0%	0.9%
% of Patients satisfied with the dentistry they have received	0	0	N/A	92.8%	93.2%	92.5%
% of Patients satisfied with the time they had to wait for an appointment	0	0	N/A	86.8%	88.1%	87.0%

\* This is based on patients treated on this contract for their most recent course of treatment.

Figures in italics indicate the base number of FP17s or Patient Questionnaire responses are less than 100. N/A is shown where the base number of responses is less than 10 during the period. % is calculated as Quantity/Base number\*100

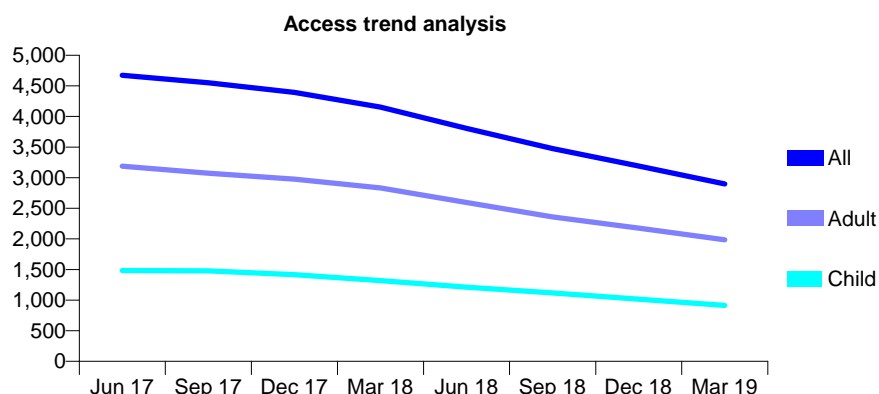
## Q46 - Vital Signs At a Glance Contract Report for 643602/0001 - Year end March 2019

Name or company name	MR EF FISHER
Contract type name	GDS Contract
Purpose of contract	General
Contract start date	30/10/2006
Contract end date	

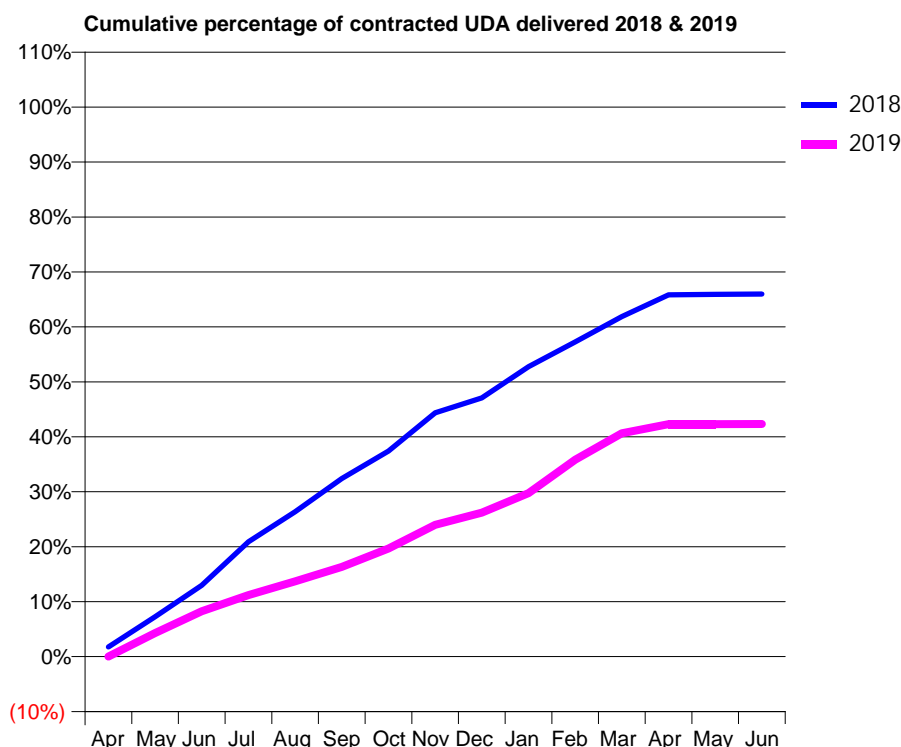
18/19 Contracted general activity (UDA)	15,273
Carry forward general activity (UDA)	0
18/19 Contracted orthodontic activity (UOA)	0
Carry forward orthodontic activity (UOA)	0
Baseline contract value	£401,557.28

### ACCESS\*

Patients seen in 24 months	Total	Change since previous quarter
Quarter ending March 2018	4,153	
Quarter ending June 2018	3,806	↓
Quarter ending September 2018	3,476	↓
Quarter ending December 2018	3,191	↓
Quarter ending March 2019	2,899	↓
<b>Variance since March 2018</b>	<b>(30.2%)</b>	<b>↓</b>



### ACTIVITY



Adjusted Scheduled Activity (UDA)		
Month	2018	2019
April	267	0
May	1,108	657
June	1,983	1,260
July	3,193	1,710
August	4,026	2,091
September	4,950	2,494
October	5,714	3,002
November	6,776	3,665
December	7,189	4,000
January	8,060	4,541
February	8,745	5,473
March	9,449	6,206
April	10,052	6,463
May	10,069	6,463
June	10,075	6,465

### QUALITY

	Quantity	Base Number	Contract	AT	Region	England
% of FP17s for the same patient ID Re-attending within 3 months - Children	41	887	4.6%	12.2%	12.3%	11.8%
% of FP17s for the same patient ID Re-attending within 3 months - Adults	426	2,481	17.2%	16.2%	15.9%	15.7%
% of FP17s for the same patient ID Re-attending between 3 & 9 months - Children	439	887	49.5%	58.0%	60.2%	58.9%
% of FP17s for the same patient ID Re-attending between 3 & 9 months - Adults	1,338	2,481	53.9%	50.9%	53.0%	50.8%
% of FP17s for Band 1 Urgent Courses	398	3,174	12.5%	10.1%	9.1%	9.1%
% of FP17s Relating to Free Repair or Replacements	40	3,174	1.3%	0.8%	1.0%	0.8%
% of FP17s Relating to Continuations	101	3,174	3.2%	0.9%	1.0%	0.9%
% of Patients satisfied with the dentistry they have received	0	0	N/A	92.8%	93.2%	92.5%
% of Patients satisfied with the time they had to wait for an appointment	0	0	N/A	86.8%	88.1%	87.0%

\* This is based on patients treated on this contract for their most recent course of treatment.  
 Figures in *italics* indicate the base number of FP17s or Patient Questionnaire responses are less than 100. N/A is shown where the base number of responses is less than 10 during the period. % is calculated as Quantity/Base number\*100

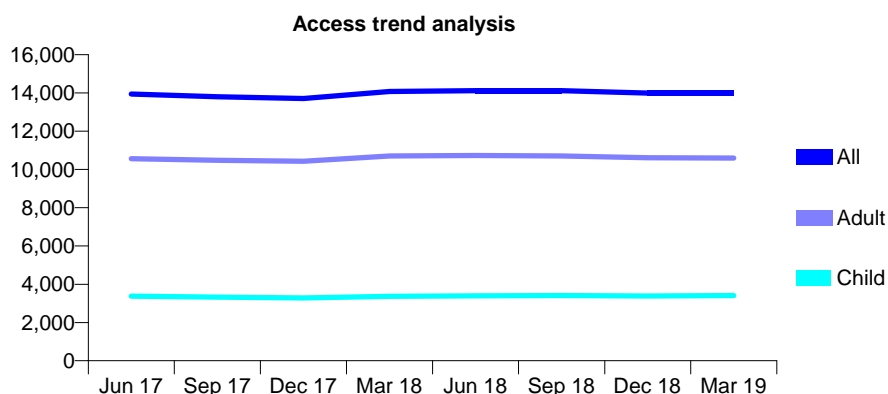
## Q46 - Vital Signs At a Glance Contract Report for 649864/0001 - Year end March 2019

Name or company name	Tyldesley Dental Centre Partnership
Contract type name	GDS Contract
Purpose of contract	General
Contract start date	01/04/2006
Contract end date	

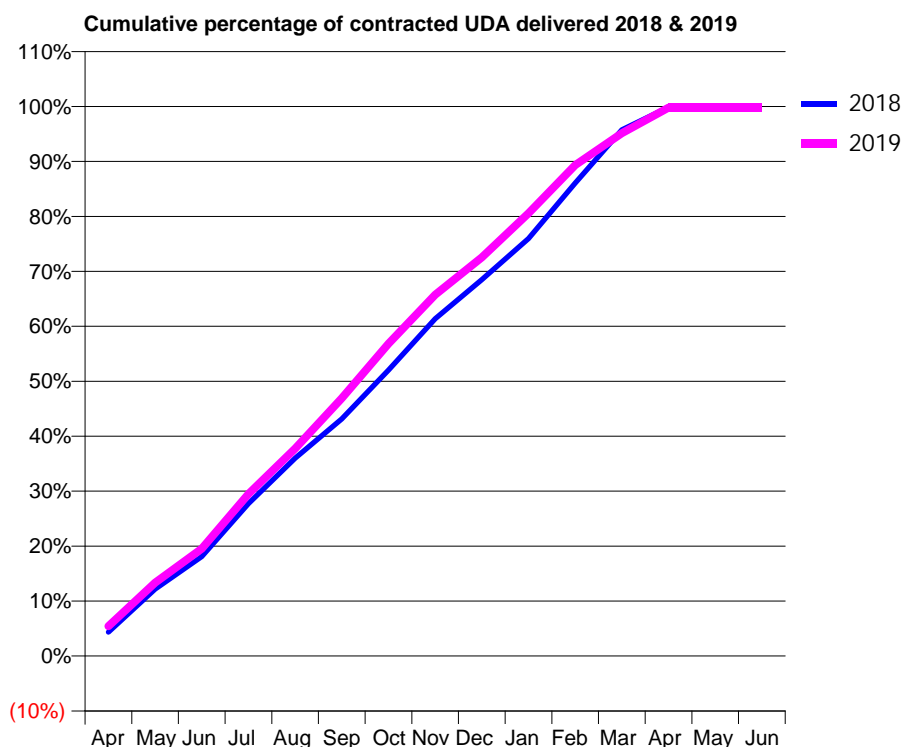
18/19 Contracted general activity (UDA)	36,956
Carry forward general activity (UDA)	-521
18/19 Contracted orthodontic activity (UOA)	0
Carry forward orthodontic activity (UOA)	0
Baseline contract value	£1,139,030.68

### ACCESS\*

Patients seen in 24 months	Total	Change since previous quarter
Quarter ending March 2018	14,077	
Quarter ending June 2018	14,124	→
Quarter ending September 2018	14,115	→
Quarter ending December 2018	13,997	→
Quarter ending March 2019	13,998	→
<b>Variance since March 2018</b>	<b>(0.6%)</b>	<b>→</b>



### ACTIVITY



Adjusted Scheduled Activity (UDA)		
Month	2018	2019
April	1,611	2,012
May	4,510	4,937
June	6,686	7,213
July	10,252	10,898
August	13,317	13,946
September	15,945	17,332
October	19,230	20,995
November	22,685	24,300
December	25,305	26,803
January	28,072	29,780
February	31,803	33,018
March	35,388	35,155
April	36,905	36,876
May	36,917	36,875
June	36,917	36,875

### QUALITY

	Quantity	Base Number	Contract	AT	Region	England
% of FP17s for the same patient ID Re-attending within 3 months - Children	488	5,029	9.7%	12.2%	12.3%	11.8%
% of FP17s for the same patient ID Re-attending within 3 months - Adults	1,907	13,730	13.9%	16.2%	15.9%	15.7%
% of FP17s for the same patient ID Re-attending between 3 & 9 months - Children	2,879	5,029	57.2%	58.0%	60.2%	58.9%
% of FP17s for the same patient ID Re-attending between 3 & 9 months - Adults	6,749	13,730	49.2%	50.9%	53.0%	50.8%
% of FP17s for Band 1 Urgent Courses	2,127	19,073	11.2%	10.1%	9.1%	9.1%
% of FP17s Relating to Free Repair or Replacements	230	19,073	1.2%	0.8%	1.0%	0.8%
% of FP17s Relating to Continuations	366	19,073	1.9%	0.9%	1.0%	0.9%
% of Patients satisfied with the dentistry they have received	1	1	N/A	92.8%	93.2%	92.5%
% of Patients satisfied with the time they had to wait for an appointment	1	1	N/A	86.8%	88.1%	87.0%

\* This is based on patients treated on this contract for their most recent course of treatment.

Figures in italics indicate the base number of FP17s or Patient Questionnaire responses are less than 100. N/A is shown where the base number of responses is less than 10 during the period. % is calculated as Quantity/Base number\*100

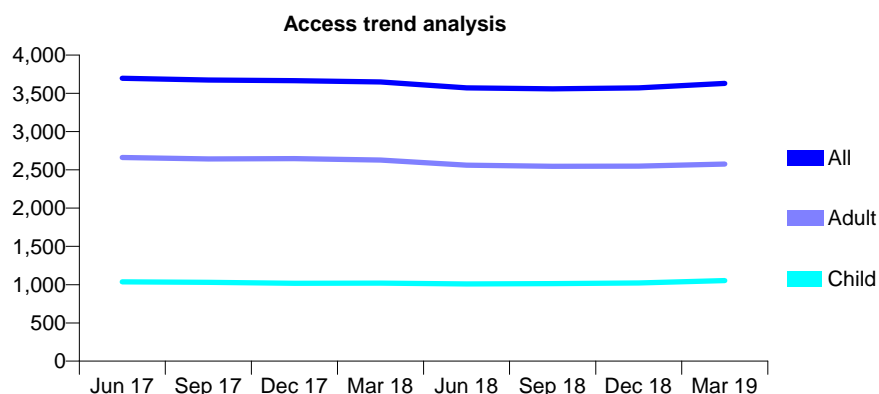
## Q46 - Vital Signs At a Glance Contract Report for 653675/0001 - Year end March 2019

Name or company name	MR WA JACK
Contract type name	GDS Contract
Purpose of contract	General
Contract start date	01/04/2006
Contract end date	

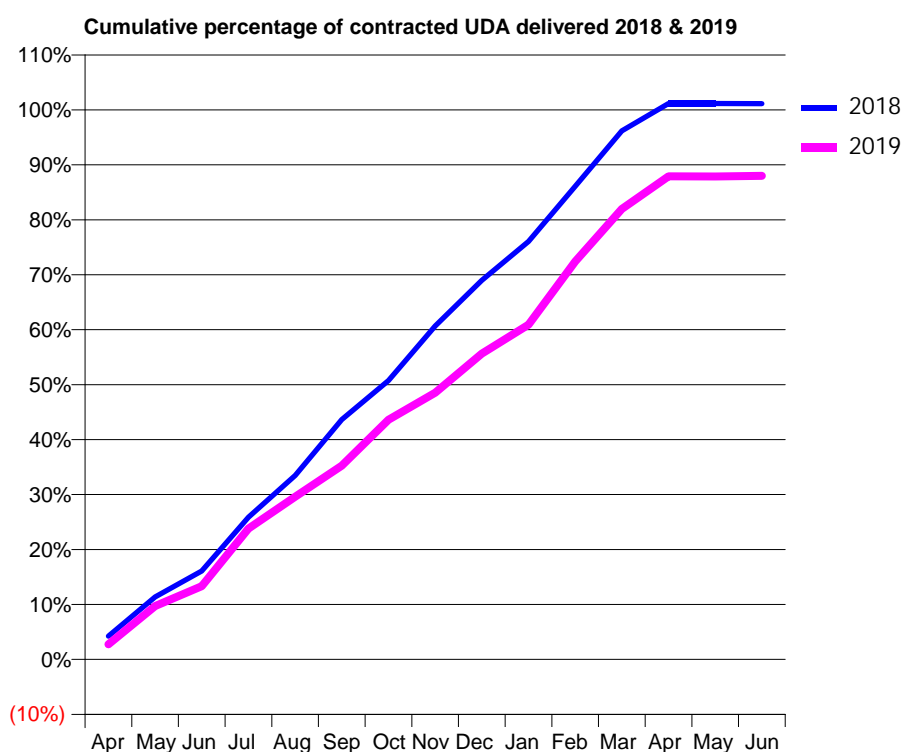
18/19 Contracted general activity (UDA)	9,559
Carry forward general activity (UDA)	-108
18/19 Contracted orthodontic activity (UOA)	0
Carry forward orthodontic activity (UOA)	0
Baseline contract value	£313,197.71

### ACCESS\*

Patients seen in 24 months	Total	Change since previous quarter
Quarter ending March 2018	3,648	
Quarter ending June 2018	3,572	↓
Quarter ending September 2018	3,558	→
Quarter ending December 2018	3,572	→
Quarter ending March 2019	3,629	→
<b>Variance since March 2018</b>	<b>(0.5%)</b>	→



### ACTIVITY



Adjusted Scheduled Activity (UDA)		
Month	2018	2019
April	405	263
May	1,086	928
June	1,538	1,275
July	2,474	2,277
August	3,199	2,831
September	4,171	3,370
October	4,851	4,171
November	5,799	4,640
December	6,594	5,317
January	7,271	5,823
February	8,231	6,924
March	9,194	7,834
April	9,669	8,404
May	9,669	8,400
June	9,667	8,413

### QUALITY

	Quantity	Base Number	Contract	AT	Region	England
% of FP17s for the same patient ID Re-attending within 3 months - Children	147	1,452	10.1%	12.2%	12.3%	11.8%
% of FP17s for the same patient ID Re-attending within 3 months - Adults	631	3,296	19.1%	16.2%	15.9%	15.7%
% of FP17s for the same patient ID Re-attending between 3 & 9 months - Children	589	1,452	40.6%	58.0%	60.2%	58.9%
% of FP17s for the same patient ID Re-attending between 3 & 9 months - Adults	1,187	3,296	36.0%	50.9%	53.0%	50.8%
% of FP17s for Band 1 Urgent Courses	680	3,823	17.8%	10.1%	9.1%	9.1%
% of FP17s Relating to Free Repair or Replacements	42	3,823	1.1%	0.8%	1.0%	0.8%
% of FP17s Relating to Continuations	28	3,823	0.7%	0.9%	1.0%	0.9%
% of Patients satisfied with the dentistry they have received	1	1	N/A	92.8%	93.2%	92.5%
% of Patients satisfied with the time they had to wait for an appointment	1	1	N/A	86.8%	88.1%	87.0%

\* This is based on patients treated on this contract for their most recent course of treatment.

Figures in italics indicate the base number of FP17s or Patient Questionnaire responses are less than 100. N/A is shown where the base number of responses is less than 10 during the period. % is calculated as Quantity/Base number\*100

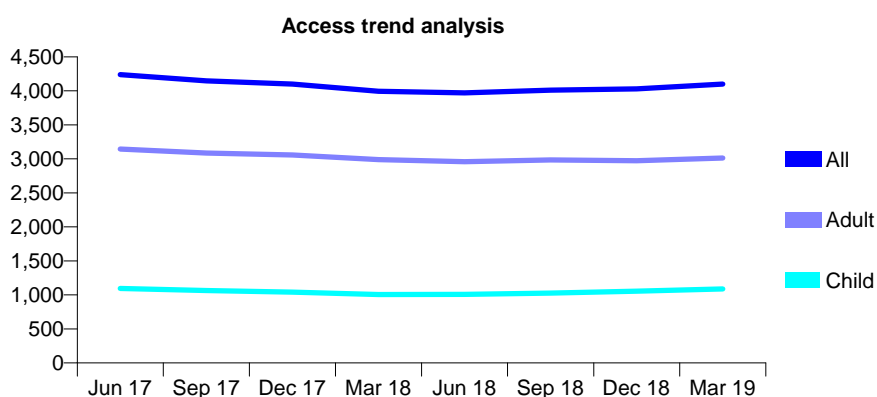
## Q46 - Vital Signs At a Glance Contract Report for 654159/0001 - Year end March 2019

Name or company name	MISS SA GREEN
Contract type name	GDS Contract
Purpose of contract	General
Contract start date	01/04/2006
Contract end date	

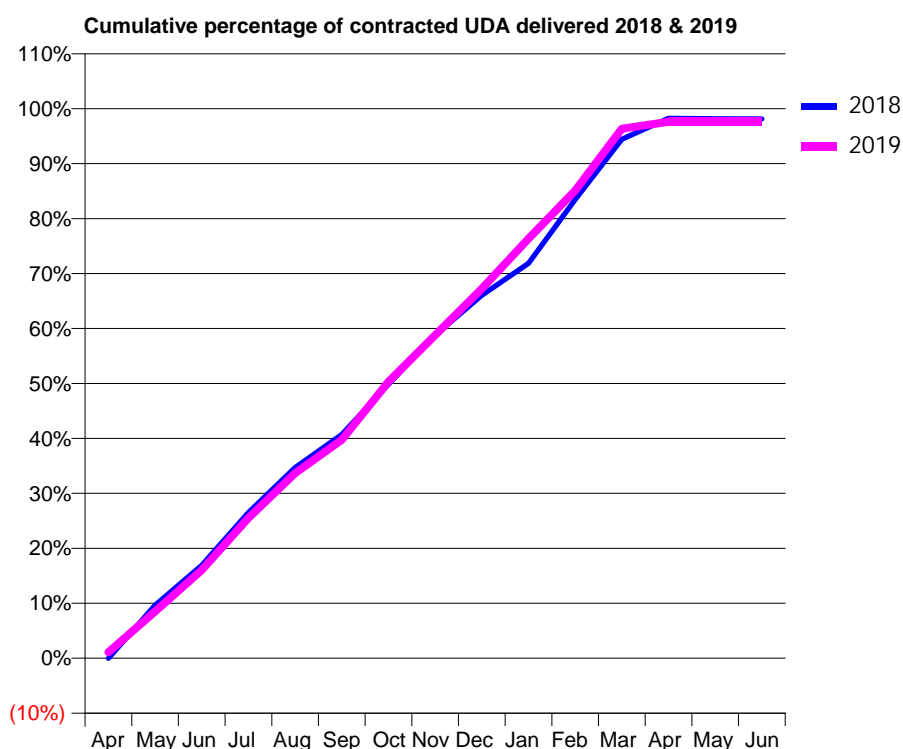
18/19 Contracted general activity (UDA)	11,993
Carry forward general activity (UDA)	224
18/19 Contracted orthodontic activity (UOA)	0
Carry forward orthodontic activity (UOA)	0
Baseline contract value	£337,093.41

### ACCESS\*

Patients seen in 24 months	Total	Change since previous quarter
Quarter ending March 2018	3,993	
Quarter ending June 2018	3,969	→
Quarter ending September 2018	4,011	→
Quarter ending December 2018	4,030	→
Quarter ending March 2019	4,100	→
<b>Variance since March 2018</b>	<b>2.7%</b>	<b>↑</b>



### ACTIVITY



Adjusted Scheduled Activity (UDA)		
Month	2018	2019
April	-4	132
May	1,160	1,024
June	2,026	1,922
July	3,179	3,063
August	4,165	4,039
September	4,883	4,765
October	5,979	6,035
November	7,050	7,049
December	7,919	8,062
January	8,618	9,158
February	10,014	10,208
March	11,324	11,555
April	11,782	11,707
May	11,770	11,707
June	11,769	11,707

### QUALITY

	Quantity	Base Number	Contract	AT	Region	England
% of FP17s for the same patient ID Re-attending within 3 months - Children	205	1,707	12.0%	12.2%	12.3%	11.8%
% of FP17s for the same patient ID Re-attending within 3 months - Adults	678	4,269	15.9%	16.2%	15.9%	15.7%
% of FP17s for the same patient ID Re-attending between 3 & 9 months - Children	746	1,707	43.7%	58.0%	60.2%	58.9%
% of FP17s for the same patient ID Re-attending between 3 & 9 months - Adults	1,522	4,269	35.7%	50.9%	53.0%	50.8%
% of FP17s for Band 1 Urgent Courses	700	5,864	11.9%	10.1%	9.1%	9.1%
% of FP17s Relating to Free Repair or Replacements	65	5,864	1.1%	0.8%	1.0%	0.8%
% of FP17s Relating to Continuations	146	5,864	2.5%	0.9%	1.0%	0.9%
% of Patients satisfied with the dentistry they have received	1	1	N/A	92.8%	93.2%	92.5%
% of Patients satisfied with the time they had to wait for an appointment	1	1	N/A	86.8%	88.1%	87.0%

\* This is based on patients treated on this contract for their most recent course of treatment.

Figures in italics indicate the base number of FP17s or Patient Questionnaire responses are less than 100. N/A is shown where the base number of responses is less than 10 during the period. % is calculated as Quantity/Base number\*100

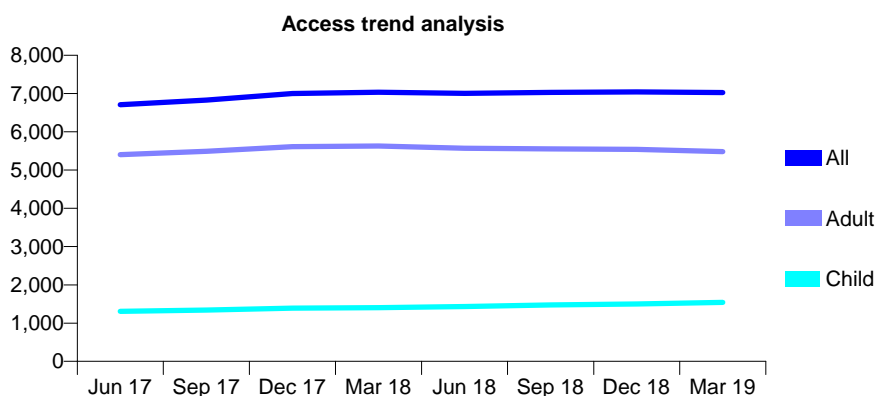
## Q46 - Vital Signs At a Glance Contract Report for 654388/0001 - Year end March 2019

Name or company name	MR RJ DUNCALF
Contract type name	GDS Contract
Purpose of contract	General
Contract start date	01/04/2006
Contract end date	

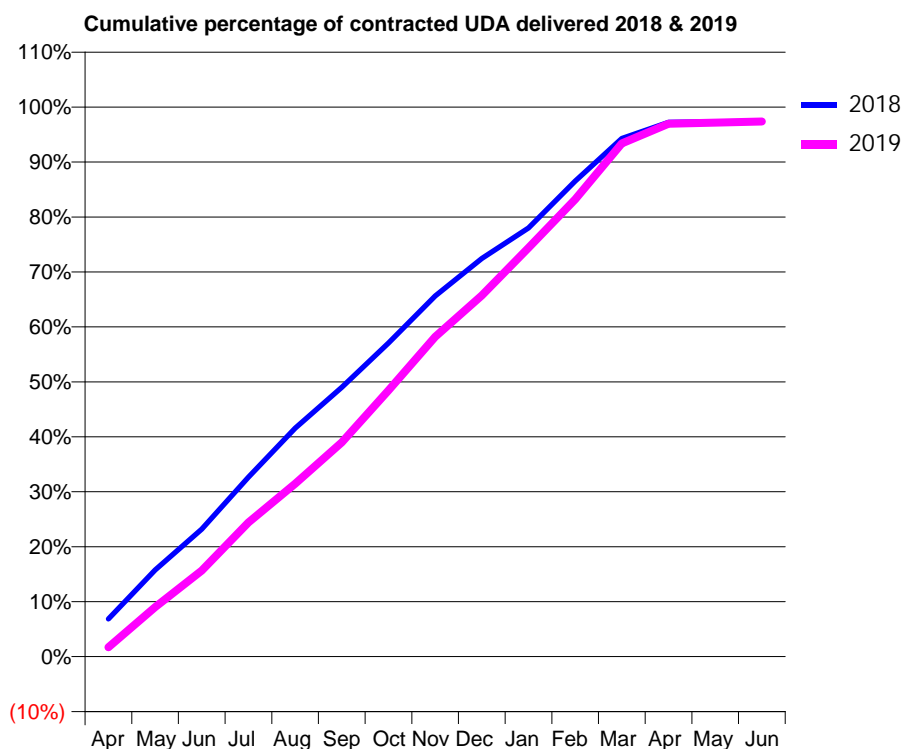
18/19 Contracted general activity (UDA)	18,070
Carry forward general activity (UDA)	477
18/19 Contracted orthodontic activity (UOA)	0
Carry forward orthodontic activity (UOA)	0
Baseline contract value	£460,664.98

### ACCESS\*

Patients seen in 24 months	Total	Change since previous quarter
Quarter ending March 2018	7,031	
Quarter ending June 2018	7,006	→
Quarter ending September 2018	7,030	→
Quarter ending December 2018	7,044	→
Quarter ending March 2019	7,024	→
<b>Variance since March 2018</b>	<b>(0.1%)</b>	<b>→</b>



### ACTIVITY



Adjusted Scheduled Activity (UDA)		
Month	2018	2019
April	1,238	308
May	2,848	1,631
June	4,190	2,830
July	5,900	4,413
August	7,513	5,683
September	8,854	7,044
October	10,313	8,756
November	11,861	10,517
December	13,091	11,873
January	14,097	13,443
February	15,633	15,038
March	17,037	16,873
April	17,567	17,520
May	17,590	17,556
June	17,593	17,596

### QUALITY

	Quantity	Base Number	Contract	AT	Region	England
% of FP17s for the same patient ID Re-attending within 3 months - Children	250	2,679	9.3%	12.2%	12.3%	11.8%
% of FP17s for the same patient ID Re-attending within 3 months - Adults	749	8,417	8.9%	16.2%	15.9%	15.7%
% of FP17s for the same patient ID Re-attending between 3 & 9 months - Children	1,735	2,679	64.8%	58.0%	60.2%	58.9%
% of FP17s for the same patient ID Re-attending between 3 & 9 months - Adults	5,726	8,417	68.0%	50.9%	53.0%	50.8%
% of FP17s for Band 1 Urgent Courses	559	11,123	5.0%	10.1%	9.1%	9.1%
% of FP17s Relating to Free Repair or Replacements	115	11,123	1.0%	0.8%	1.0%	0.8%
% of FP17s Relating to Continuations	169	11,123	1.5%	0.9%	1.0%	0.9%
% of Patients satisfied with the dentistry they have received	5	5	N/A	92.8%	93.2%	92.5%
% of Patients satisfied with the time they had to wait for an appointment	5	5	N/A	86.8%	88.1%	87.0%

\* This is based on patients treated on this contract for their most recent course of treatment.  
 Figures in *italics* indicate the base number of FP17s or Patient Questionnaire responses are less than 100. N/A is shown where the base number of responses is less than 10 during the period. % is calculated as Quantity/Base number\*100

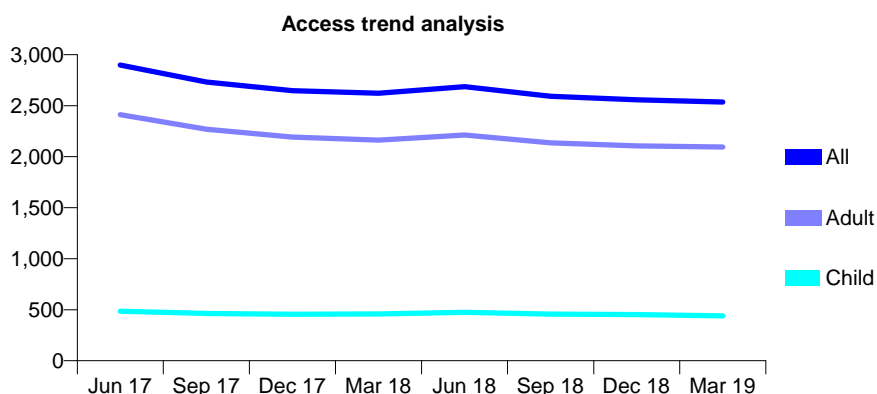
## Q46 - Vital Signs At a Glance Contract Report for 656577/0001 - Year end March 2019

Name or company name	MR C CARRE
Contract type name	GDS Contract
Purpose of contract	General
Contract start date	01/04/2006
Contract end date	

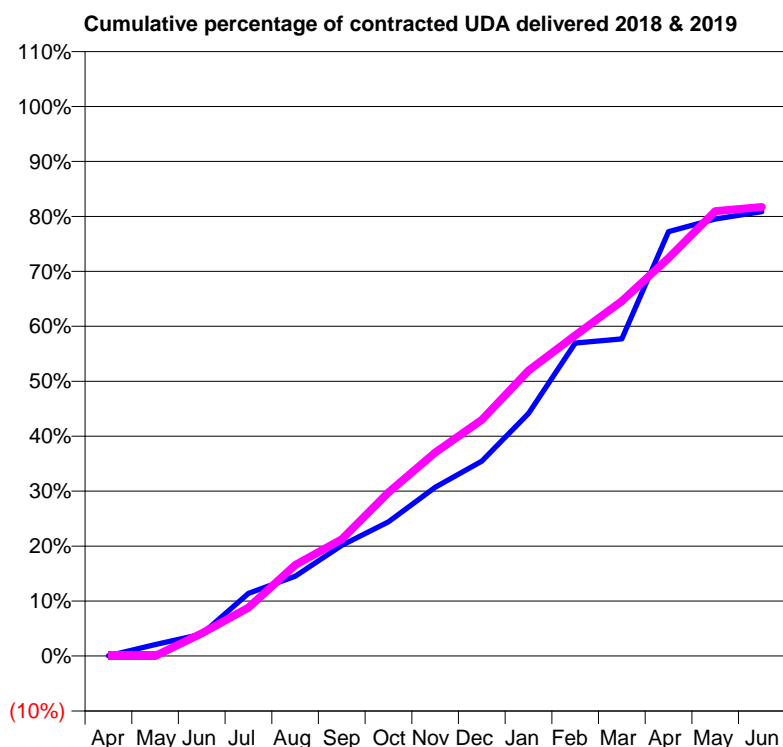
18/19 Contracted general activity (UDA)	9,963
Carry forward general activity (UDA)	0
18/19 Contracted orthodontic activity (UOA)	0
Carry forward orthodontic activity (UOA)	0
Baseline contract value	£250,483.26

### ACCESS\*

Patients seen in 24 months	Total	Change since previous quarter
Quarter ending March 2018	2,621	
Quarter ending June 2018	2,687	↑
Quarter ending September 2018	2,592	↓
Quarter ending December 2018	2,558	↓
Quarter ending March 2019	2,535	→
<b>Variance since March 2018</b>	<b>(3.3%)</b>	<b>↓</b>



### ACTIVITY



Adjusted Scheduled Activity (UDA)		
Month	2018	2019
April	5	1
May	208	1
June	395	410
July	1,136	878
August	1,447	1,651
September	2,005	2,117
October	2,434	2,967
November	3,059	3,688
December	3,533	4,281
January	4,396	5,176
February	5,672	5,813
March	5,748	6,434
April	7,691	7,213
May	7,921	8,065
June	8,054	8,139

### QUALITY

	Quantity	Base Number	Contract	AT	Region	England
% of FP17s for the same patient ID Re-attending within 3 months - Children	21	481	4.4%	12.2%	12.3%	11.8%
% of FP17s for the same patient ID Re-attending within 3 months - Adults	364	2,528	14.4%	16.2%	15.9%	15.7%
% of FP17s for the same patient ID Re-attending between 3 & 9 months - Children	159	481	33.1%	58.0%	60.2%	58.9%
% of FP17s for the same patient ID Re-attending between 3 & 9 months - Adults	940	2,528	37.2%	50.9%	53.0%	50.8%
% of FP17s for Band 1 Urgent Courses	82	2,860	2.9%	10.1%	9.1%	9.1%
% of FP17s Relating to Free Repair or Replacements	25	2,860	0.9%	0.8%	1.0%	0.8%
% of FP17s Relating to Continuations	48	2,860	1.7%	0.9%	1.0%	0.9%
% of Patients satisfied with the dentistry they have received	2	2	N/A	92.8%	93.2%	92.5%
% of Patients satisfied with the time they had to wait for an appointment	2	2	N/A	86.8%	88.1%	87.0%

\* This is based on patients treated on this contract for their most recent course of treatment.

Figures in italics indicate the base number of FP17s or Patient Questionnaire responses are less than 100. N/A is shown where the base number of responses is less than 10 during the period. % is calculated as Quantity/Base number\*100



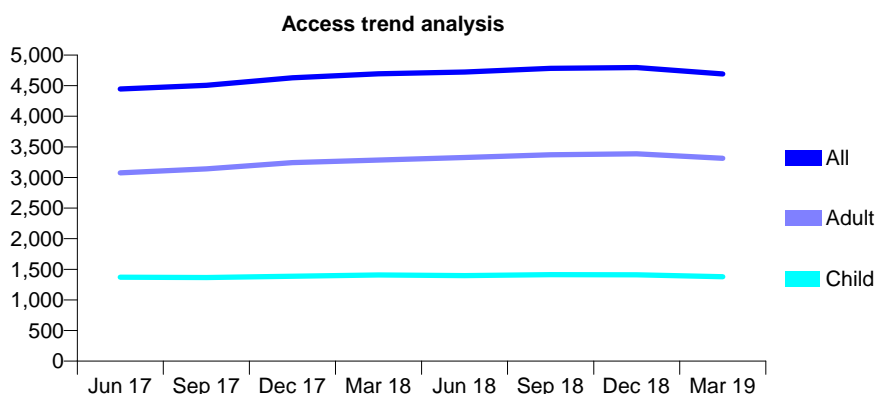
## Q46 - Vital Signs At a Glance Contract Report for 676616/0001 - Year end March 2019

Name or company name	MR RJ DORRINGTON
Contract type name	Pilot Contract
Purpose of contract	General and Orthodontic
Contract start date	01/04/2006
Contract end date	

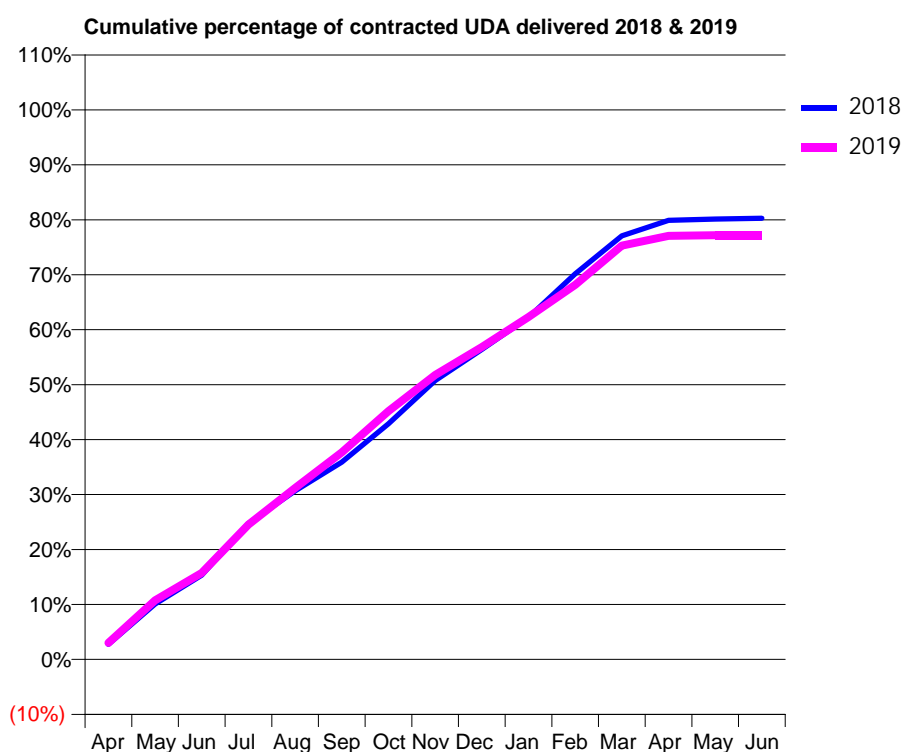
18/19 Contracted general activity (UDA)	13,620
Carry forward general activity (UDA)	0
18/19 Contracted orthodontic activity (UOA)	1,482
Carry forward orthodontic activity (UOA)	-30
Baseline contract value	£412,073.74

### ACCESS\*

Patients seen in 24 months	Total	Change since previous quarter
Quarter ending March 2018	4,693	
Quarter ending June 2018	4,723	→
Quarter ending September 2018	4,783	→
Quarter ending December 2018	4,796	→
Quarter ending March 2019	4,691	↓
<b>Variance since March 2018</b>	<b>(0.0%)</b>	<b>→</b>



### ACTIVITY



Adjusted Scheduled Activity (UDA)		
Month	2018	2019
April	376	412
May	1,375	1,466
June	2,086	2,142
July	3,369	3,342
August	4,180	4,252
September	4,889	5,132
October	5,843	6,157
November	6,913	7,051
December	7,680	7,739
January	8,481	8,487
February	9,556	9,282
March	10,496	10,253
April	10,883	10,494
May	10,916	10,514
June	10,934	10,514

### QUALITY

	Quantity	Base Number	Contract	AT	Region	England
% of FP17s for the same patient ID Re-attending within 3 months - Children	149	1,868	8.0%	12.2%	12.3%	11.8%
% of FP17s for the same patient ID Re-attending within 3 months - Adults	674	3,921	17.2%	16.2%	15.9%	15.7%
% of FP17s for the same patient ID Re-attending between 3 & 9 months - Children	865	1,868	46.3%	58.0%	60.2%	58.9%
% of FP17s for the same patient ID Re-attending between 3 & 9 months - Adults	1,335	3,921	34.0%	50.9%	53.0%	50.8%
% of FP17s for Band 1 Urgent Courses	273	5,400	5.1%	10.1%	9.1%	9.1%
% of FP17s Relating to Free Repair or Replacements	127	5,400	2.4%	0.8%	1.0%	0.8%
% of FP17s Relating to Continuations	10	5,400	0.2%	0.9%	1.0%	0.9%
% of Patients satisfied with the dentistry they have received	3	3	N/A	92.8%	93.2%	92.5%
% of Patients satisfied with the time they had to wait for an appointment	2	3	N/A	86.8%	88.1%	87.0%

\* This is based on patients treated on this contract for their most recent course of treatment.

Figures in italics indicate the base number of FP17s or Patient Questionnaire responses are less than 100. N/A is shown where the base number of responses is less than 10 during the period. % is calculated as Quantity/Base number\*100

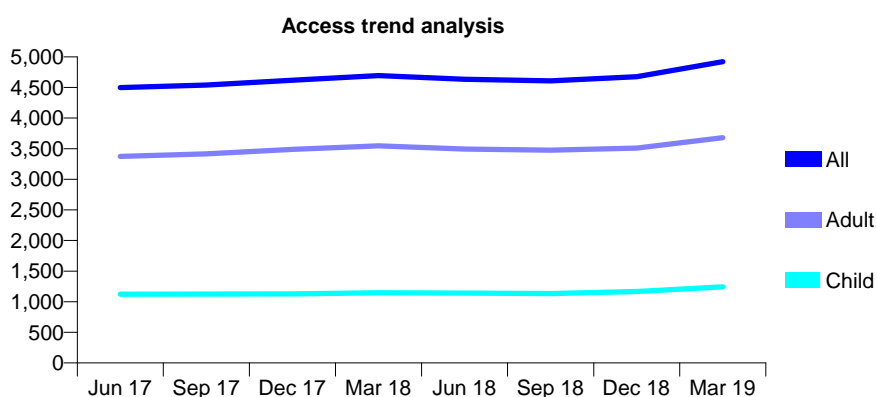
## Q46 - Vital Signs At a Glance Contract Report for 678821/0001 - Year end March 2019

Name or company name	MR DB SINGH
Contract type name	GDS Contract
Purpose of contract	General
Contract start date	01/04/2006
Contract end date	

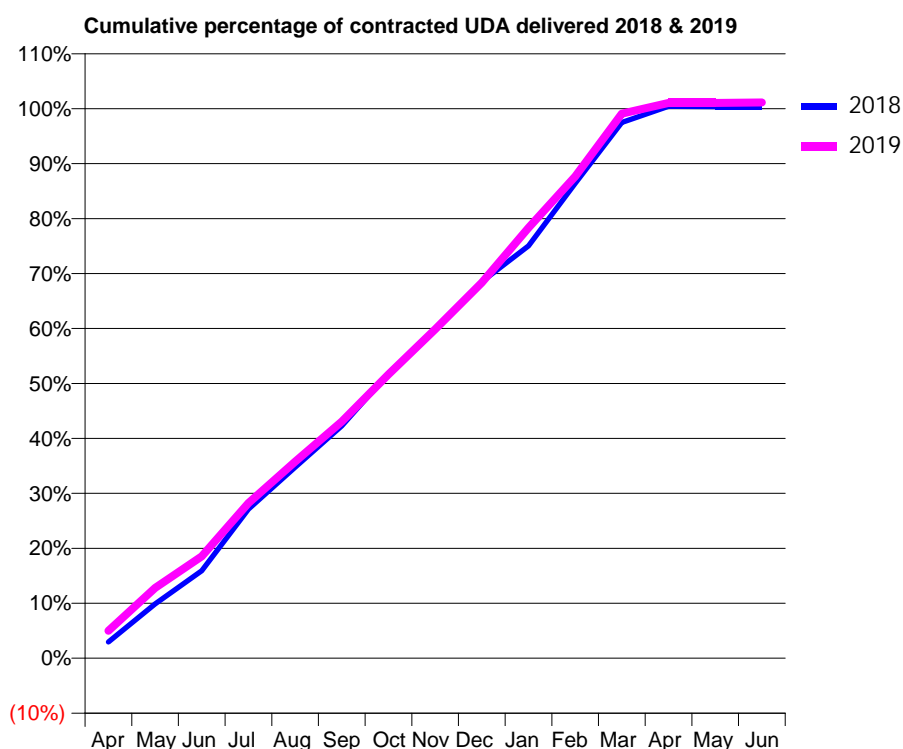
18/19 Contracted general activity (UDA)	16,876
Carry forward general activity (UDA)	-65
18/19 Contracted orthodontic activity (UOA)	0
Carry forward orthodontic activity (UOA)	0
Baseline contract value	£552,994.55

### ACCESS\*

Patients seen in 24 months	Total	Change since previous quarter
Quarter ending March 2018	4,693	
Quarter ending June 2018	4,635	↓
Quarter ending September 2018	4,610	→
Quarter ending December 2018	4,677	→
Quarter ending March 2019	4,922	↑
<b>Variance since March 2018</b>	<b>4.9%</b>	<b>↑</b>



### ACTIVITY



Adjusted Scheduled Activity (UDA)		
Month	2018	2019
April	497	843
May	1,671	2,160
June	2,686	3,131
July	4,582	4,766
August	5,867	6,040
September	7,136	7,266
October	8,740	8,716
November	10,101	10,101
December	11,564	11,535
January	12,664	13,218
February	14,586	14,795
March	16,451	16,723
April	16,948	17,051
May	16,941	17,053
June	16,941	17,067

### QUALITY

	Quantity	Base Number	Contract	AT	Region	England
% of FP17s for the same patient ID Re-attending within 3 months - Children	141	1,937	7.3%	12.2%	12.3%	11.8%
% of FP17s for the same patient ID Re-attending within 3 months - Adults	502	5,378	9.3%	16.2%	15.9%	15.7%
% of FP17s for the same patient ID Re-attending between 3 & 9 months - Children	1,206	1,937	62.3%	58.0%	60.2%	58.9%
% of FP17s for the same patient ID Re-attending between 3 & 9 months - Adults	3,375	5,378	62.8%	50.9%	53.0%	50.8%
% of FP17s for Band 1 Urgent Courses	473	7,290	6.5%	10.1%	9.1%	9.1%
% of FP17s Relating to Free Repair or Replacements	33	7,290	0.5%	0.8%	1.0%	0.8%
% of FP17s Relating to Continuations	20	7,290	0.3%	0.9%	1.0%	0.9%
% of Patients satisfied with the dentistry they have received	0	0	N/A	92.8%	93.2%	92.5%
% of Patients satisfied with the time they had to wait for an appointment	0	0	N/A	86.8%	88.1%	87.0%

\* This is based on patients treated on this contract for their most recent course of treatment.

Figures in italics indicate the base number of FP17s or Patient Questionnaire responses are less than 100. N/A is shown where the base number of responses is less than 10 during the period. % is calculated as Quantity/Base number\*100

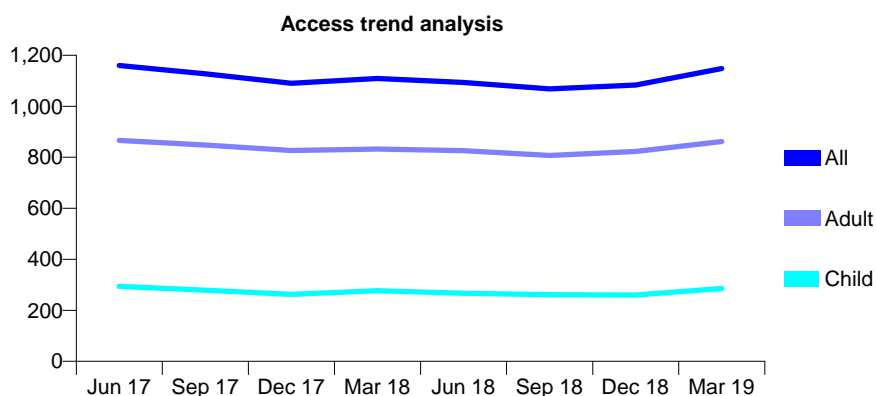
## Q46 - Vital Signs At a Glance Contract Report for 679224/0001 - Year end March 2019

Name or company name	Mr V Singla
Contract type name	GDS Contract
Purpose of contract	General and Orthodontic
Contract start date	01/04/2006
Contract end date	

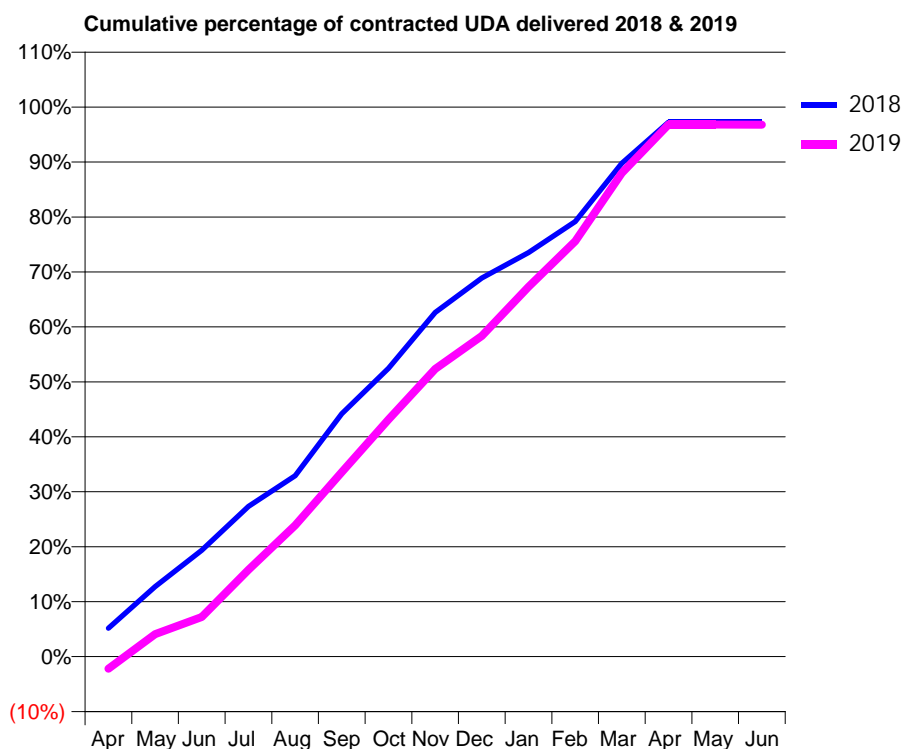
18/19 Contracted general activity (UDA)	3,916
Carry forward general activity (UDA)	108
18/19 Contracted orthodontic activity (UOA)	523
Carry forward orthodontic activity (UOA)	12
Baseline contract value	£155,334.70

### ACCESS\*

Patients seen in 24 months	Total	Change since previous quarter
Quarter ending March 2018	1,109	
Quarter ending June 2018	1,093	↓
Quarter ending September 2018	1,068	↓
Quarter ending December 2018	1,083	→
Quarter ending March 2019	1,148	↑
<b>Variance since March 2018</b>	<b>3.5%</b>	<b>↑</b>



### ACTIVITY



Adjusted Scheduled Activity (UDA)		
Month	2018	2019
April	203	-87
May	500	160
June	757	283
July	1,071	619
August	1,289	936
September	1,731	1,315
October	2,054	1,689
November	2,452	2,051
December	2,698	2,285
January	2,879	2,635
February	3,101	2,960
March	3,516	3,445
April	3,808	3,791
May	3,808	3,791
June	3,808	3,790

### QUALITY

	Quantity	Base Number	Contract	AT	Region	England
% of FP17s for the same patient ID Re-attending within 3 months - Children	84	525	16.0%	12.2%	12.3%	11.8%
% of FP17s for the same patient ID Re-attending within 3 months - Adults	179	1,201	14.9%	16.2%	15.9%	15.7%
% of FP17s for the same patient ID Re-attending between 3 & 9 months - Children	239	525	45.5%	58.0%	60.2%	58.9%
% of FP17s for the same patient ID Re-attending between 3 & 9 months - Adults	629	1,201	52.4%	50.9%	53.0%	50.8%
% of FP17s for Band 1 Urgent Courses	149	1,680	8.9%	10.1%	9.1%	9.1%
% of FP17s Relating to Free Repair or Replacements	2	1,680	0.1%	0.8%	1.0%	0.8%
% of FP17s Relating to Continuations	0	1,680	0.0%	0.9%	1.0%	0.9%
% of Patients satisfied with the dentistry they have received	0	0	N/A	92.8%	93.2%	92.5%
% of Patients satisfied with the time they had to wait for an appointment	0	0	N/A	86.8%	88.1%	87.0%

\* This is based on patients treated on this contract for their most recent course of treatment.  
 Figures in *italics* indicate the base number of FP17s or Patient Questionnaire responses are less than 100. N/A is shown where the base number of responses is less than 10 during the period. % is calculated as Quantity/Base number\*100

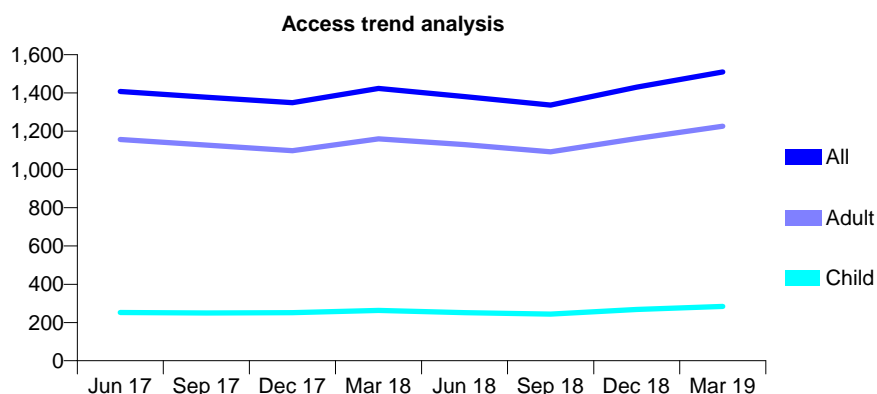
## Q46 - Vital Signs At a Glance Contract Report for 682365/0013 - Year end March 2019

Name or company name	MR QM JAFFRI
Contract type name	GDS Contract
Purpose of contract	General
Contract start date	01/01/2015
Contract end date	

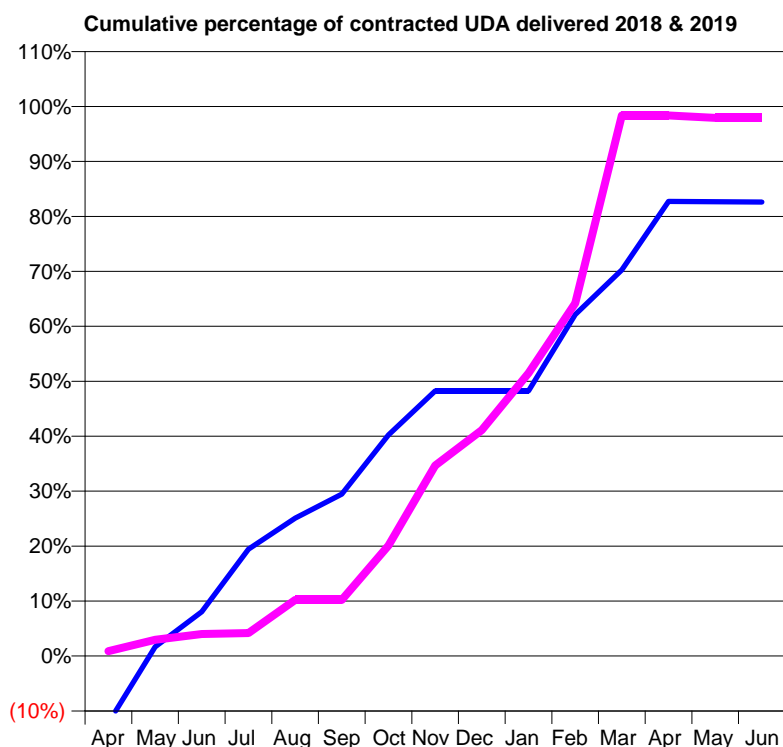
18/19 Contracted general activity (UDA)	4,694
Carry forward general activity (UDA)	0
18/19 Contracted orthodontic activity (UOA)	0
Carry forward orthodontic activity (UOA)	0
Baseline contract value	£114,735.38

### ACCESS\*

Patients seen in 24 months	Total	Change since previous quarter
Quarter ending March 2018	1,423	
Quarter ending June 2018	1,381	↓
Quarter ending September 2018	1,336	↓
Quarter ending December 2018	1,430	↑
Quarter ending March 2019	1,510	↑
<b>Variance since March 2018</b>	<b>6.1%</b>	<b>↑</b>



### ACTIVITY



Adjusted Scheduled Activity (UDA)		
Month	2018	2019
April	-570	42
May	79	138
June	377	189
July	913	196
August	1,178	479
September	1,382	479
October	1,889	944
November	2,263	1,628
December	2,263	1,931
January	2,263	2,417
February	2,917	3,014
March	3,298	4,617
April	3,883	4,617
May	3,881	4,597
June	3,878	4,597

### QUALITY

	Quantity	Base Number	Contract	AT	Region	England
% of FP17s for the same patient ID Re-attending within 3 months - Children	88	575	15.3%	12.2%	12.3%	11.8%
% of FP17s for the same patient ID Re-attending within 3 months - Adults	205	1,950	10.5%	16.2%	15.9%	15.7%
% of FP17s for the same patient ID Re-attending between 3 & 9 months - Children	291	575	50.6%	58.0%	60.2%	58.9%
% of FP17s for the same patient ID Re-attending between 3 & 9 months - Adults	1,171	1,950	60.1%	50.9%	53.0%	50.8%
% of FP17s for Band 1 Urgent Courses	109	2,224	4.9%	10.1%	9.1%	9.1%
% of FP17s Relating to Free Repair or Replacements	8	2,224	0.4%	0.8%	1.0%	0.8%
% of FP17s Relating to Continuations	14	2,224	0.6%	0.9%	1.0%	0.9%
% of Patients satisfied with the dentistry they have received	0	0	N/A	92.8%	93.2%	92.5%
% of Patients satisfied with the time they had to wait for an appointment	0	0	N/A	86.8%	88.1%	87.0%

\* This is based on patients treated on this contract for their most recent course of treatment.

Figures in italics indicate the base number of FP17s or Patient Questionnaire responses are less than 100. N/A is shown where the base number of responses is less than 10 during the period. % is calculated as Quantity/Base number\*100

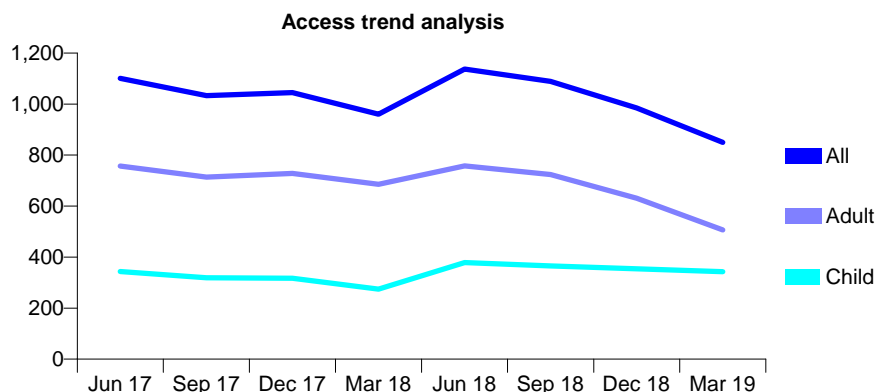
## Q46 - Vital Signs At a Glance Contract Report for 683728/0001 - Year end March 2019

Name or company name	MR N KHALID
Contract type name	GDS Contract
Purpose of contract	General
Contract start date	01/11/2014
Contract end date	

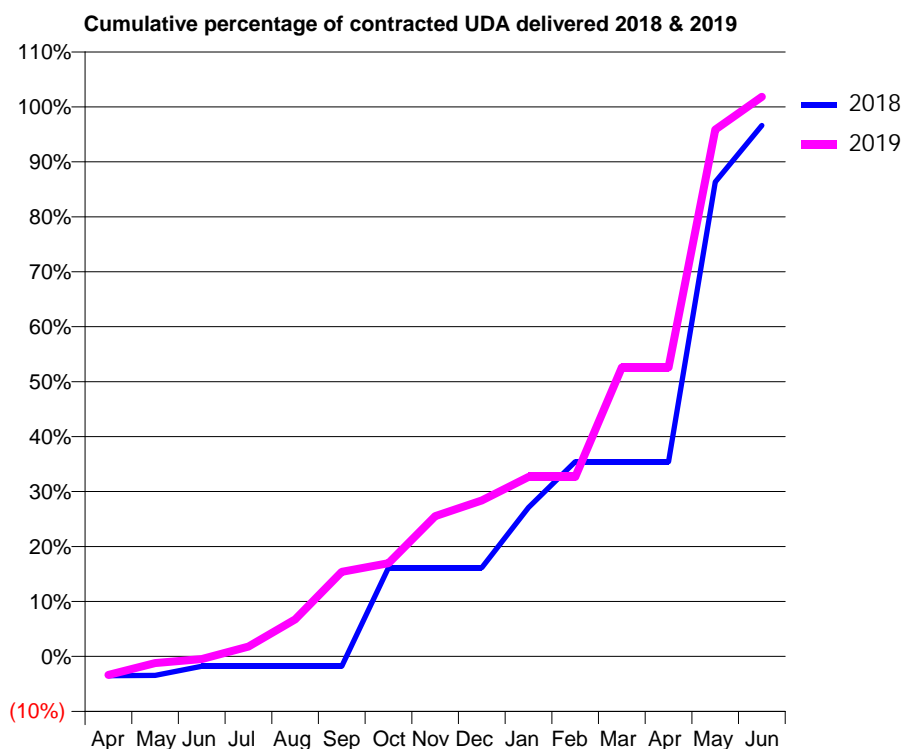
18/19 Contracted general activity (UDA)	4,751
Carry forward general activity (UDA)	161
18/19 Contracted orthodontic activity (UOA)	0
Carry forward orthodontic activity (UOA)	0
Baseline contract value	£161,497.15

### ACCESS\*

Patients seen in 24 months	Total	Change since previous quarter
Quarter ending March 2018	960	
Quarter ending June 2018	1,137	↑
Quarter ending September 2018	1,089	↓
Quarter ending December 2018	985	↓
Quarter ending March 2019	850	↓
<b>Variance since March 2018</b>	<b>(11.5%)</b>	<b>↓</b>



### ACTIVITY



Adjusted Scheduled Activity (UDA)		
Month	2018	2019
April	-168	-161
May	-164	-58
June	-86	-24
July	-86	85
August	-86	321
September	-86	731
October	768	806
November	768	1,212
December	768	1,348
January	1,287	1,552
February	1,683	1,552
March	1,683	2,498
April	1,683	2,498
May	4,101	4,553
June	4,590	4,838

### QUALITY

	Quantity	Base Number	Contract	AT	Region	England
% of FP17s for the same patient ID Re-attending within 3 months - Children	38	561	6.8%	12.2%	12.3%	11.8%
% of FP17s for the same patient ID Re-attending within 3 months - Adults	84	625	13.4%	16.2%	15.9%	15.7%
% of FP17s for the same patient ID Re-attending between 3 & 9 months - Children	207	561	36.9%	58.0%	60.2%	58.9%
% of FP17s for the same patient ID Re-attending between 3 & 9 months - Adults	216	625	34.6%	50.9%	53.0%	50.8%
% of FP17s for Band 1 Urgent Courses	28	1,175	2.4%	10.1%	9.1%	9.1%
% of FP17s Relating to Free Repair or Replacements	0	1,175	0.0%	0.8%	1.0%	0.8%
% of FP17s Relating to Continuations	20	1,175	1.7%	0.9%	1.0%	0.9%
% of Patients satisfied with the dentistry they have received	2	4	N/A	92.8%	93.2%	92.5%
% of Patients satisfied with the time they had to wait for an appointment	3	4	N/A	86.8%	88.1%	87.0%

\* This is based on patients treated on this contract for their most recent course of treatment.

Figures in italics indicate the base number of FP17s or Patient Questionnaire responses are less than 100. N/A is shown where the base number of responses is less than 10 during the period. % is calculated as Quantity/Base number\*100

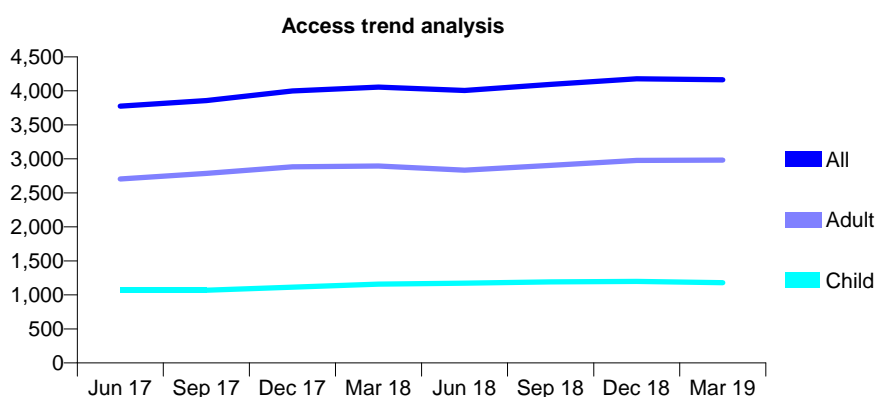
## Q46 - Vital Signs At a Glance Contract Report for 683833/0001 - Year end March 2019

Name or company name	MR N ARIF
Contract type name	GDS Contract
Purpose of contract	General
Contract start date	19/12/2012
Contract end date	

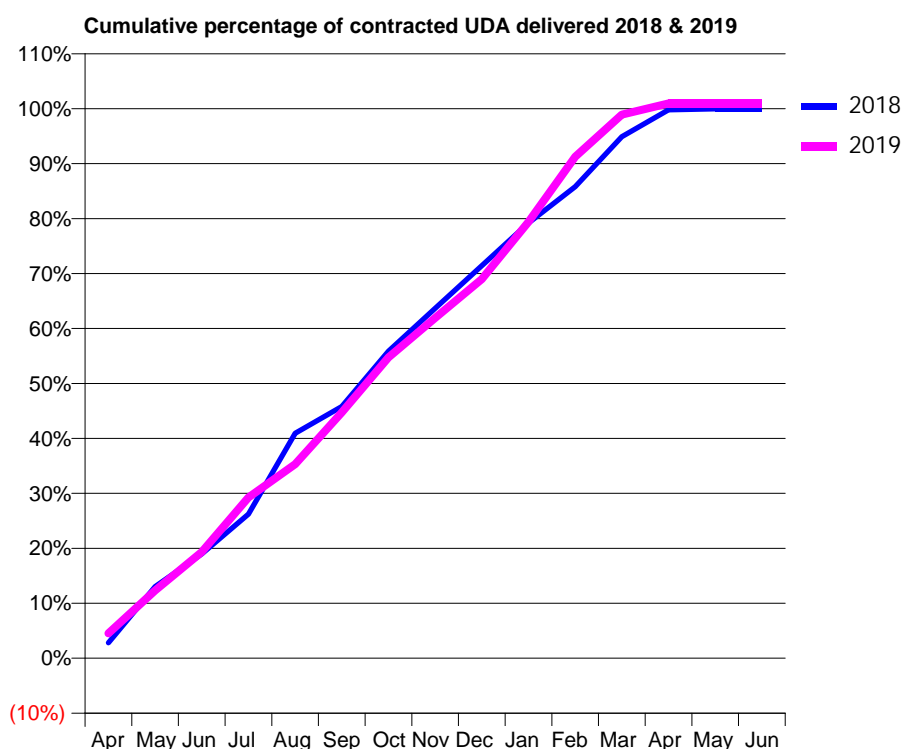
18/19 Contracted general activity (UDA)	9,892
Carry forward general activity (UDA)	4
18/19 Contracted orthodontic activity (UOA)	0
Carry forward orthodontic activity (UOA)	0
Baseline contract value	£240,530.25

### ACCESS\*

Patients seen in 24 months	Total	Change since previous quarter
Quarter ending March 2018	4,056	
Quarter ending June 2018	4,007	↓
Quarter ending September 2018	4,096	↑
Quarter ending December 2018	4,177	→
Quarter ending March 2019	4,163	→
<b>Variance since March 2018</b>	<b>2.6%</b>	<b>↑</b>



### ACTIVITY



Adjusted Scheduled Activity (UDA)		
Month	2018	2019
April	276	447
May	1,289	1,221
June	1,878	1,912
July	2,594	2,894
August	4,049	3,493
September	4,530	4,423
October	5,527	5,414
November	6,298	6,125
December	7,065	6,822
January	7,833	7,852
February	8,487	9,027
March	9,387	9,784
April	9,872	9,986
May	9,888	9,986
June	9,888	9,986

### QUALITY

	Quantity	Base Number	Contract	AT	Region	England
% of FP17s for the same patient ID Re-attending within 3 months - Children	110	1,785	6.2%	12.2%	12.3%	11.8%
% of FP17s for the same patient ID Re-attending within 3 months - Adults	484	3,532	13.7%	16.2%	15.9%	15.7%
% of FP17s for the same patient ID Re-attending between 3 & 9 months - Children	1,152	1,785	64.5%	58.0%	60.2%	58.9%
% of FP17s for the same patient ID Re-attending between 3 & 9 months - Adults	1,482	3,532	42.0%	50.9%	53.0%	50.8%
% of FP17s for Band 1 Urgent Courses	297	5,197	5.7%	10.1%	9.1%	9.1%
% of FP17s Relating to Free Repair or Replacements	28	5,197	0.5%	0.8%	1.0%	0.8%
% of FP17s Relating to Continuations	89	5,197	1.7%	0.9%	1.0%	0.9%
% of Patients satisfied with the dentistry they have received	0	0	N/A	92.8%	93.2%	92.5%
% of Patients satisfied with the time they had to wait for an appointment	0	0	N/A	86.8%	88.1%	87.0%

\* This is based on patients treated on this contract for their most recent course of treatment.

Figures in italics indicate the base number of FP17s or Patient Questionnaire responses are less than 100. N/A is shown where the base number of responses is less than 10 during the period. % is calculated as Quantity/Base number\*100

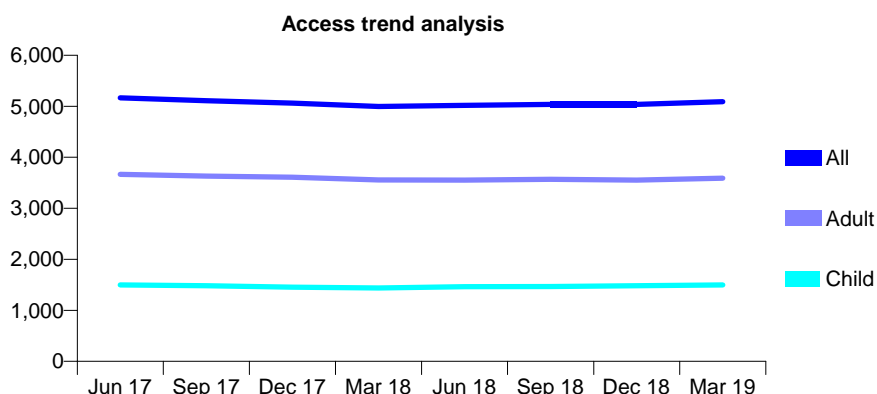
## Q46 - Vital Signs At a Glance Contract Report for 684422/0001 - Year end March 2019

Name or company name	MISS R AGGARWAL
Contract type name	GDS Contract
Purpose of contract	General
Contract start date	01/04/2006
Contract end date	

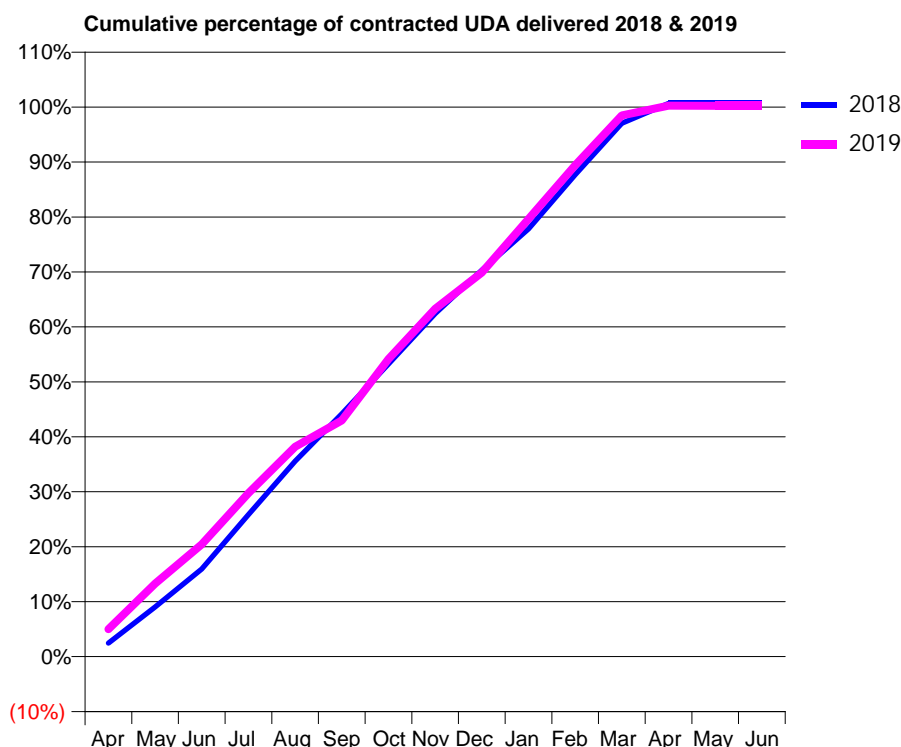
18/19 Contracted general activity (UDA)	16,100
Carry forward general activity (UDA)	-109
18/19 Contracted orthodontic activity (UOA)	0
Carry forward orthodontic activity (UOA)	0
Baseline contract value	£461,705.30

### ACCESS\*

Patients seen in 24 months	Total	Change since previous quarter
Quarter ending March 2018	4,997	
Quarter ending June 2018	5,017	→
Quarter ending September 2018	5,036	→
Quarter ending December 2018	5,037	→
Quarter ending March 2019	5,088	→
<b>Variance since March 2018</b>	<b>1.8%</b>	<b>→</b>



### ACTIVITY



Adjusted Scheduled Activity (UDA)		
Month	2018	2019
April	396	805
May	1,454	2,144
June	2,569	3,289
July	4,164	4,790
August	5,729	6,146
September	7,113	6,918
October	8,575	8,718
November	10,049	10,191
December	11,322	11,248
January	12,531	12,821
February	14,117	14,395
March	15,627	15,855
April	16,208	16,142
May	16,208	16,134
June	16,209	16,135

### QUALITY

	Quantity	Base Number	Contract	AT	Region	England
% of FP17s for the same patient ID Re-attending within 3 months - Children	143	2,438	5.9%	12.2%	12.3%	11.8%
% of FP17s for the same patient ID Re-attending within 3 months - Adults	514	5,586	9.2%	16.2%	15.9%	15.7%
% of FP17s for the same patient ID Re-attending between 3 & 9 months - Children	1,626	2,438	66.7%	58.0%	60.2%	58.9%
% of FP17s for the same patient ID Re-attending between 3 & 9 months - Adults	3,723	5,586	66.6%	50.9%	53.0%	50.8%
% of FP17s for Band 1 Urgent Courses	252	7,924	3.2%	10.1%	9.1%	9.1%
% of FP17s Relating to Free Repair or Replacements	109	7,924	1.4%	0.8%	1.0%	0.8%
% of FP17s Relating to Continuations	49	7,924	0.6%	0.9%	1.0%	0.9%
% of Patients satisfied with the dentistry they have received	0	0	N/A	92.8%	93.2%	92.5%
% of Patients satisfied with the time they had to wait for an appointment	0	0	N/A	86.8%	88.1%	87.0%

\* This is based on patients treated on this contract for their most recent course of treatment.  
 Figures in *italics* indicate the base number of FP17s or Patient Questionnaire responses are less than 100. N/A is shown where the base number of responses is less than 10 during the period. % is calculated as Quantity/Base number\*100



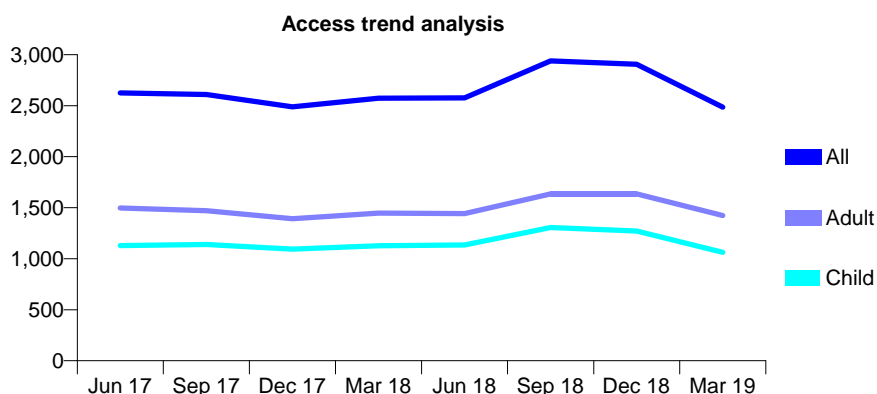
## Q46 - Vital Signs At a Glance Contract Report for 685259/0001 - Year end March 2019

Name or company name	MR N MOHAMMAD
Contract type name	GDS Contract
Purpose of contract	General
Contract start date	01/04/2006
Contract end date	

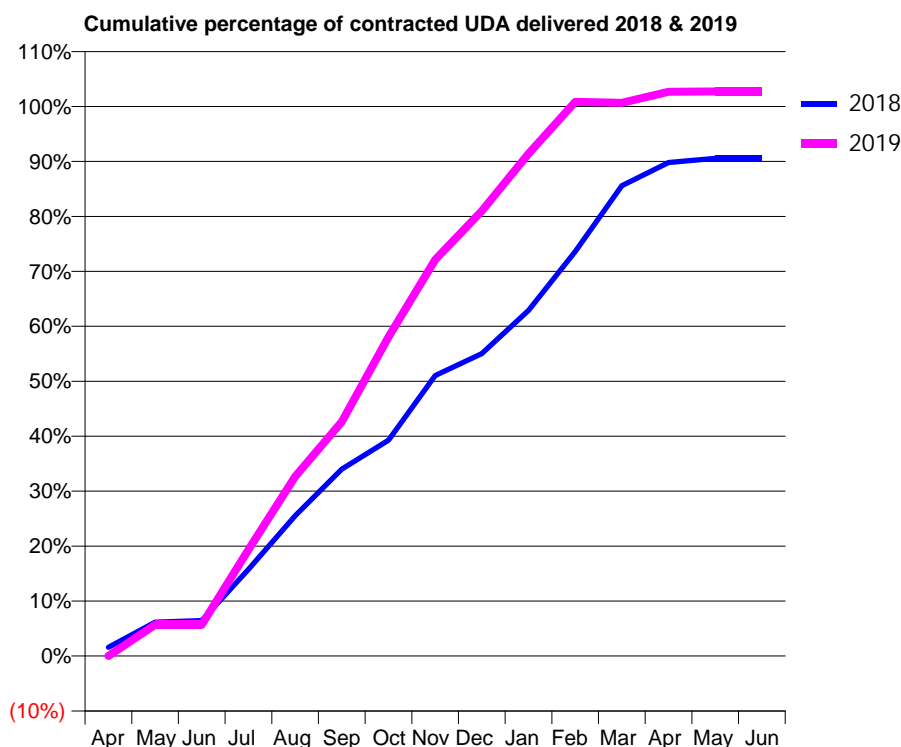
18/19 Contracted general activity (UDA)	6,949
Carry forward general activity (UDA)	0
18/19 Contracted orthodontic activity (UOA)	0
Carry forward orthodontic activity (UOA)	0
Baseline contract value	£195,202.43

### ACCESS\*

Patients seen in 24 months	Total	Change since previous quarter
Quarter ending March 2018	2,573	
Quarter ending June 2018	2,577	→
Quarter ending September 2018	2,939	↑
Quarter ending December 2018	2,907	↓
Quarter ending March 2019	2,486	↓
<b>Variance since March 2018</b>	<b>(3.4%)</b>	<b>↓</b>



### ACTIVITY



Adjusted Scheduled Activity (UDA)		
Month	2018	2019
April	111	0
May	430	395
June	450	395
July	1,095	1,345
August	1,773	2,270
September	2,364	2,962
October	2,729	4,034
November	3,547	5,010
December	3,824	5,627
January	4,370	6,352
February	5,116	7,007
March	5,946	6,996
April	6,240	7,134
May	6,292	7,139
June	6,292	7,139

### QUALITY

	Quantity	Base Number	Contract	AT	Region	England
% of FP17s for the same patient ID Re-attending within 3 months - Children	169	1,880	9.0%	12.2%	12.3%	11.8%
% of FP17s for the same patient ID Re-attending within 3 months - Adults	230	2,142	10.7%	16.2%	15.9%	15.7%
% of FP17s for the same patient ID Re-attending between 3 & 9 months - Children	816	1,880	43.4%	58.0%	60.2%	58.9%
% of FP17s for the same patient ID Re-attending between 3 & 9 months - Adults	903	2,142	42.2%	50.9%	53.0%	50.8%
% of FP17s for Band 1 Urgent Courses	259	3,720	7.0%	10.1%	9.1%	9.1%
% of FP17s Relating to Free Repair or Replacements	5	3,720	0.1%	0.8%	1.0%	0.8%
% of FP17s Relating to Continuations	8	3,720	0.2%	0.9%	1.0%	0.9%
% of Patients satisfied with the dentistry they have received	0	0	N/A	92.8%	93.2%	92.5%
% of Patients satisfied with the time they had to wait for an appointment	0	0	N/A	86.8%	88.1%	87.0%

\* This is based on patients treated on this contract for their most recent course of treatment.

Figures in italics indicate the base number of FP17s or Patient Questionnaire responses are less than 100. N/A is shown where the base number of responses is less than 10 during the period. % is calculated as Quantity/Base number\*100

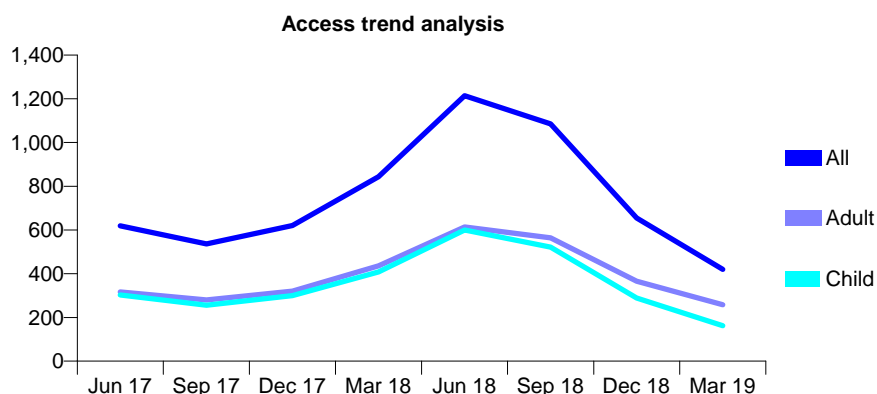
## Q46 - Vital Signs At a Glance Contract Report for 685259/0002 - Year end March 2019

Name or company name	MR N MOHAMMAD
Contract type name	GDS Contract
Purpose of contract	General
Contract start date	04/02/2008
Contract end date	

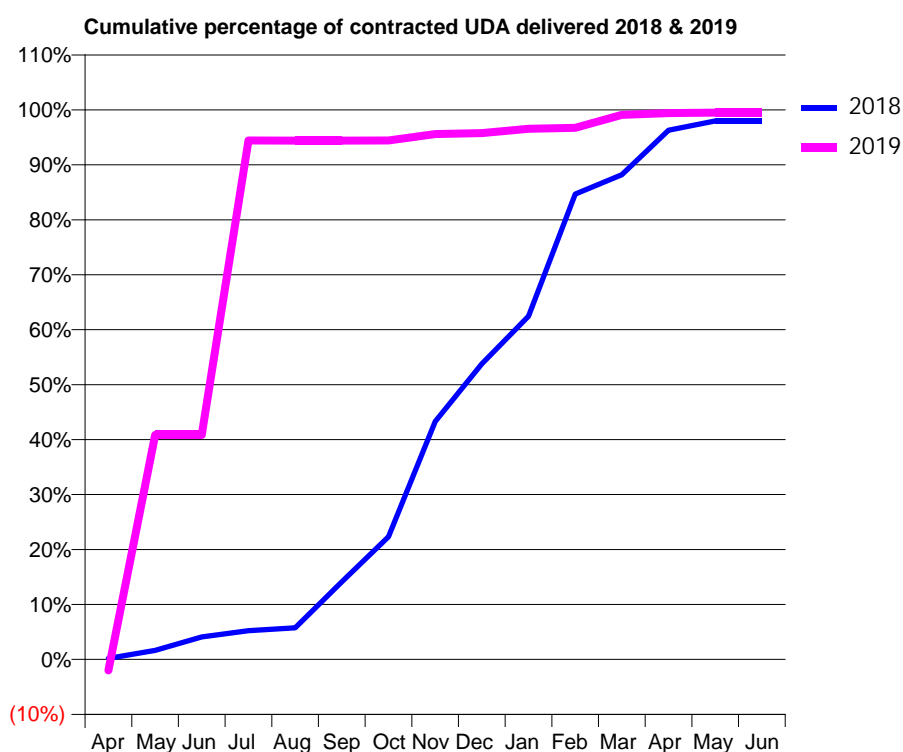
18/19 Contracted general activity (UDA)	1,900
Carry forward general activity (UDA)	38
18/19 Contracted orthodontic activity (UOA)	0
Carry forward orthodontic activity (UOA)	0
Baseline contract value	£45,713.41

### ACCESS\*

Patients seen in 24 months	Total	Change since previous quarter
Quarter ending March 2018	844	
Quarter ending June 2018	1,214	↑
Quarter ending September 2018	1,085	↓
Quarter ending December 2018	655	↓
Quarter ending March 2019	420	↓
<b>Variance since March 2018</b>	<b>(50.2%)</b>	<b>↓</b>



### ACTIVITY



Adjusted Scheduled Activity (UDA)		
Month	2018	2019
April	4	-38
May	32	776
June	78	776
July	99	1,794
August	109	1,793
September	268	1,793
October	425	1,794
November	823	1,816
December	1,021	1,819
January	1,186	1,835
February	1,609	1,838
March	1,676	1,883
April	1,830	1,889
May	1,862	1,890
June	1,862	1,890

### QUALITY

	Quantity	Base Number	Contract	AT	Region	England
% of FP17s for the same patient ID Re-attending within 3 months - Children	24	492	4.9%	12.2%	12.3%	11.8%
% of FP17s for the same patient ID Re-attending within 3 months - Adults	26	449	5.8%	16.2%	15.9%	15.7%
% of FP17s for the same patient ID Re-attending between 3 & 9 months - Children	91	492	18.5%	58.0%	60.2%	58.9%
% of FP17s for the same patient ID Re-attending between 3 & 9 months - Adults	73	449	16.3%	50.9%	53.0%	50.8%
% of FP17s for Band 1 Urgent Courses	80	845	9.5%	10.1%	9.1%	9.1%
% of FP17s Relating to Free Repair or Replacements	0	845	0.0%	0.8%	1.0%	0.8%
% of FP17s Relating to Continuations	1	845	0.1%	0.9%	1.0%	0.9%
% of Patients satisfied with the dentistry they have received	0	0	N/A	92.8%	93.2%	92.5%
% of Patients satisfied with the time they had to wait for an appointment	0	0	N/A	86.8%	88.1%	87.0%

\* This is based on patients treated on this contract for their most recent course of treatment.

Figures in italics indicate the base number of FP17s or Patient Questionnaire responses are less than 100. N/A is shown where the base number of responses is less than 10 during the period. % is calculated as Quantity/Base number\*100

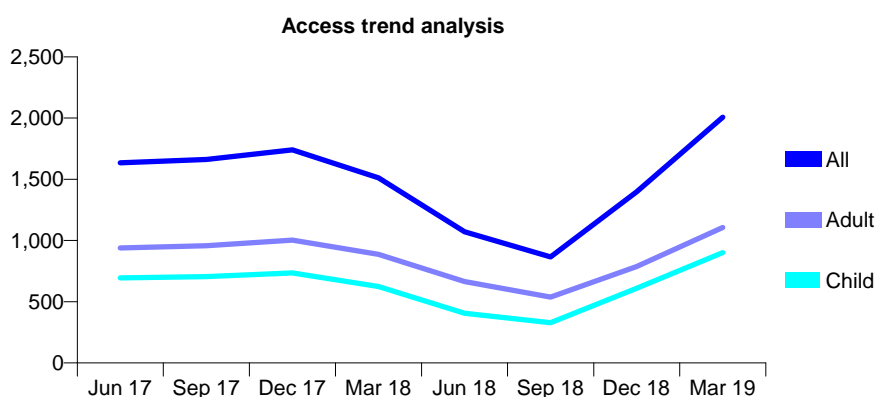
## Q46 - Vital Signs At a Glance Contract Report for 685259/0003 - Year end March 2019

Name or company name	MR N MOHAMMAD
Contract type name	GDS Contract
Purpose of contract	General
Contract start date	01/08/2008
Contract end date	

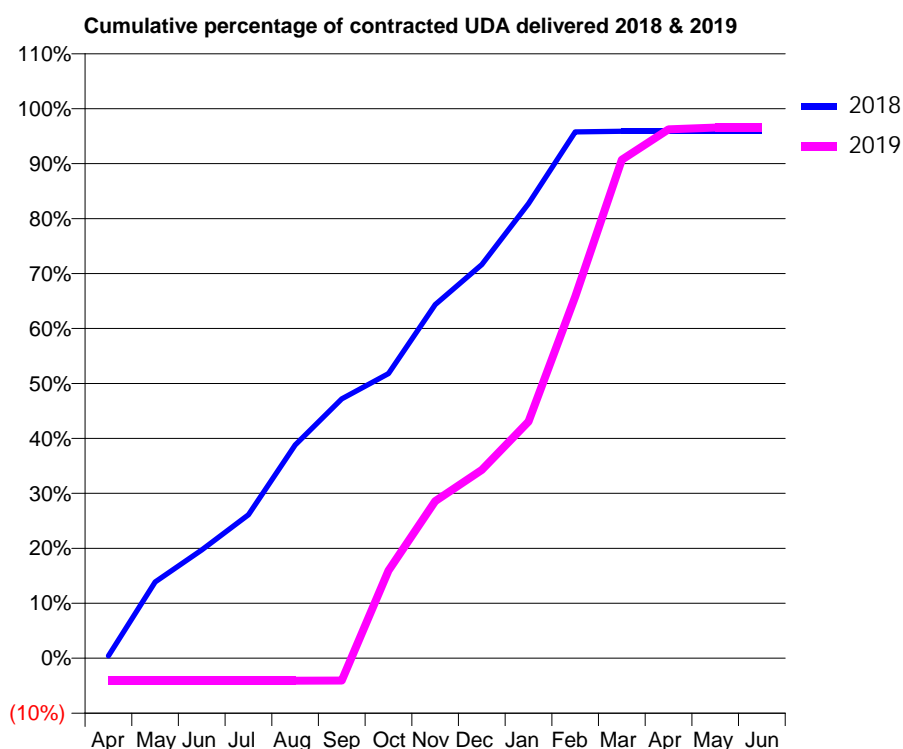
18/19 Contracted general activity (UDA)	4,000
Carry forward general activity (UDA)	165
18/19 Contracted orthodontic activity (UOA)	0
Carry forward orthodontic activity (UOA)	0
Baseline contract value	£110,525.61

### ACCESS\*

Patients seen in 24 months	Total	Change since previous quarter
Quarter ending March 2018	1,511	
Quarter ending June 2018	1,071	↓
Quarter ending September 2018	866	↓
Quarter ending December 2018	1,398	↑
Quarter ending March 2019	2,007	↑
<b>Variance since March 2018</b>	<b>32.8%</b>	<b>↑</b>



### ACTIVITY



Adjusted Scheduled Activity (UDA)		
Month	2018	2019
April	17	-165
May	555	-165
June	787	-165
July	1,044	-165
August	1,553	-165
September	1,887	-164
October	2,072	638
November	2,574	1,144
December	2,865	1,371
January	3,309	1,722
February	3,830	2,632
March	3,835	3,628
April	3,835	3,850
May	3,835	3,862
June	3,835	3,862

### QUALITY

	Quantity	Base Number	Contract	AT	Region	England
% of FP17s for the same patient ID Re-attending within 3 months - Children	102	1,264	8.1%	12.2%	12.3%	11.8%
% of FP17s for the same patient ID Re-attending within 3 months - Adults	47	1,210	3.9%	16.2%	15.9%	15.7%
% of FP17s for the same patient ID Re-attending between 3 & 9 months - Children	384	1,264	30.4%	58.0%	60.2%	58.9%
% of FP17s for the same patient ID Re-attending between 3 & 9 months - Adults	347	1,210	28.7%	50.9%	53.0%	50.8%
% of FP17s for Band 1 Urgent Courses	105	2,585	4.1%	10.1%	9.1%	9.1%
% of FP17s Relating to Free Repair or Replacements	8	2,585	0.3%	0.8%	1.0%	0.8%
% of FP17s Relating to Continuations	0	2,585	0.0%	0.9%	1.0%	0.9%
% of Patients satisfied with the dentistry they have received	0	0	N/A	92.8%	93.2%	92.5%
% of Patients satisfied with the time they had to wait for an appointment	0	0	N/A	86.8%	88.1%	87.0%

\* This is based on patients treated on this contract for their most recent course of treatment. Figures in italics indicate the base number of FP17s or Patient Questionnaire responses are less than 100. N/A is shown where the base number of responses is less than 10 during the period. % is calculated as Quantity/Base number\*100

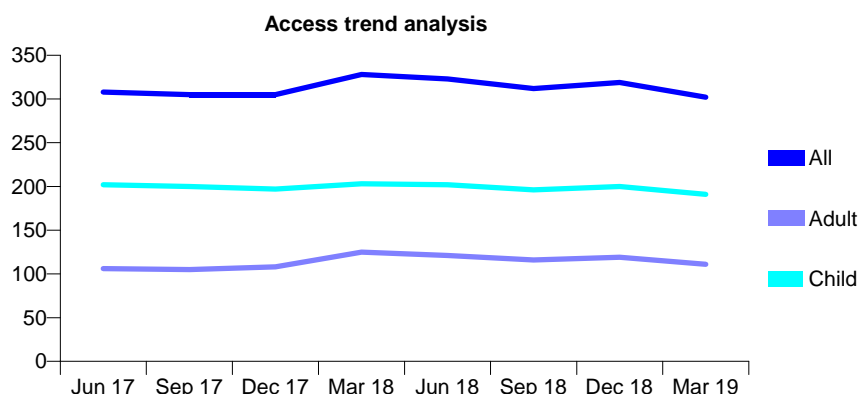
## Q46 - Vital Signs At a Glance Contract Report for 686522/0001 - Year end March 2019

Name or company name	MR AC BRISTOW
Contract type name	GDS Contract
Purpose of contract	General
Contract start date	01/04/2006
Contract end date	

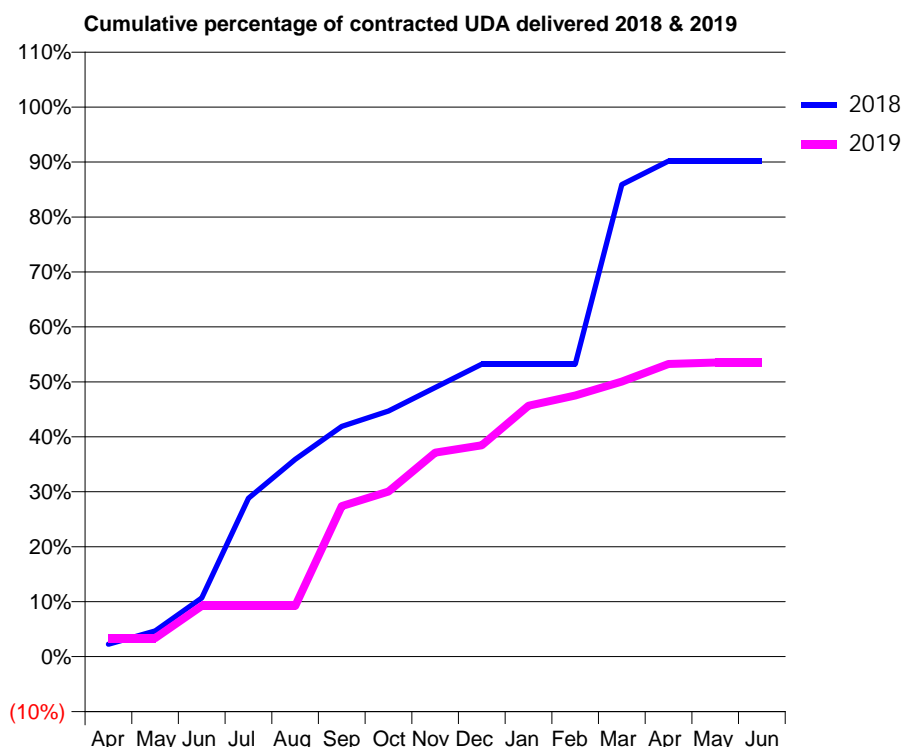
18/19 Contracted general activity (UDA)	750
Carry forward general activity (UDA)	0
18/19 Contracted orthodontic activity (UOA)	0
Carry forward orthodontic activity (UOA)	0
Baseline contract value	£15,447.65

### ACCESS\*

Patients seen in 24 months	Total	Change since previous quarter
Quarter ending March 2018	328	
Quarter ending June 2018	323	↓
Quarter ending September 2018	312	↓
Quarter ending December 2018	319	↑
Quarter ending March 2019	302	↓
<b>Variance since March 2018</b>	<b>(7.9%)</b>	<b>↓</b>



### ACTIVITY



Adjusted Scheduled Activity (UDA)		
Month	2018	2019
April	17	25
May	35	25
June	80	69
July	216	69
August	269	69
September	314	205
October	335	225
November	367	278
December	399	288
January	399	342
February	399	356
March	644	375
April	676	399
May	676	401
June	676	401

### QUALITY

	Quantity	Base Number	Contract	AT	Region	England
% of FP17s for the same patient ID Re-attending within 3 months - Children	4	247	1.6%	12.2%	12.3%	11.8%
% of FP17s for the same patient ID Re-attending within 3 months - Adults	5	63	7.9%	16.2%	15.9%	15.7%
% of FP17s for the same patient ID Re-attending between 3 & 9 months - Children	153	247	61.9%	58.0%	60.2%	58.9%
% of FP17s for the same patient ID Re-attending between 3 & 9 months - Adults	34	63	54.0%	50.9%	53.0%	50.8%
% of FP17s for Band 1 Urgent Courses	2	300	0.7%	10.1%	9.1%	9.1%
% of FP17s Relating to Free Repair or Replacements	1	300	0.3%	0.8%	1.0%	0.8%
% of FP17s Relating to Continuations	2	300	0.7%	0.9%	1.0%	0.9%
% of Patients satisfied with the dentistry they have received	0	0	N/A	92.8%	93.2%	92.5%
% of Patients satisfied with the time they had to wait for an appointment	0	0	N/A	86.8%	88.1%	87.0%

\* This is based on patients treated on this contract for their most recent course of treatment.  
 Figures in *italics* indicate the base number of FP17s or Patient Questionnaire responses are less than 100. N/A is shown where the base number of responses is less than 10 during the period. % is calculated as Quantity/Base number\*100

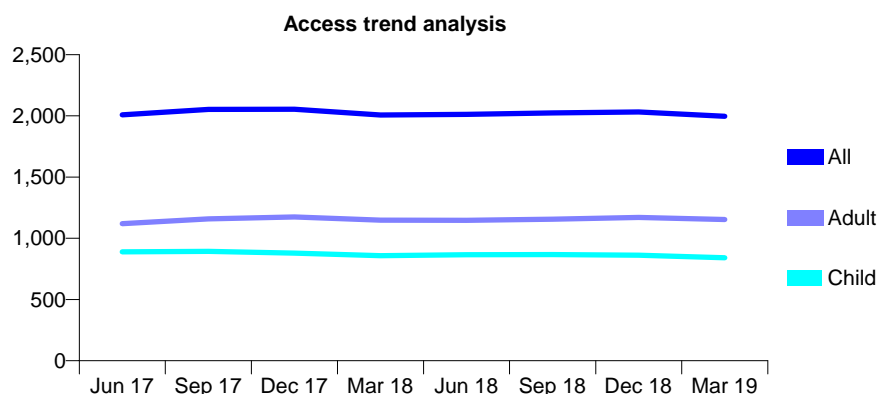
## Q46 - Vital Signs At a Glance Contract Report for 688673/0001 - Year end March 2019

Name or company name	MRS S CHOUDHURY
Contract type name	GDS Contract
Purpose of contract	General
Contract start date	01/02/2015
Contract end date	

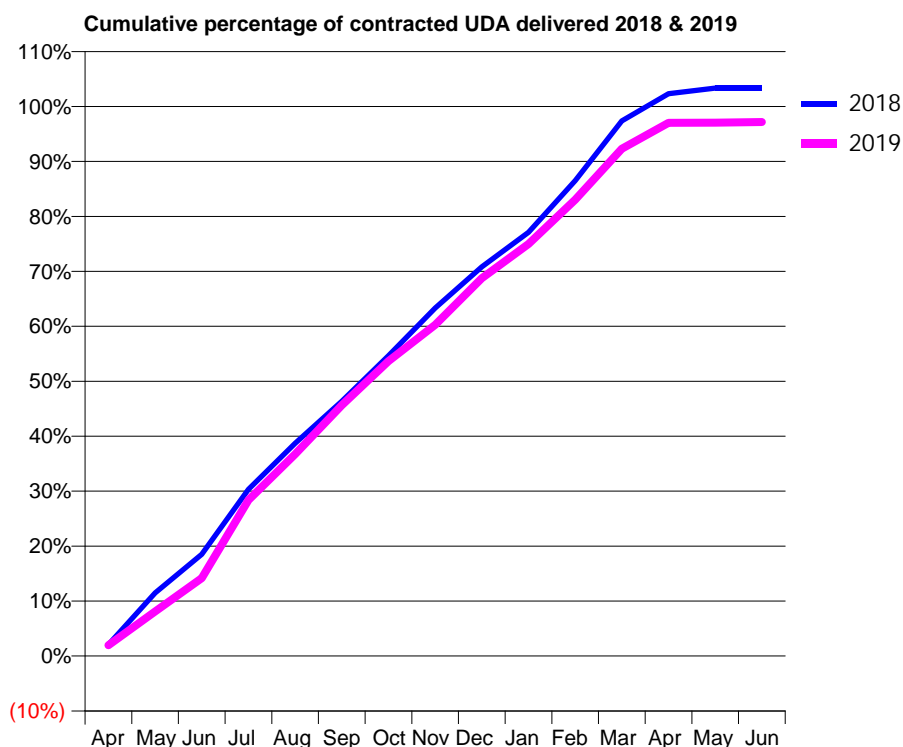
18/19 Contracted general activity (UDA)	6,323
Carry forward general activity (UDA)	-28
18/19 Contracted orthodontic activity (UOA)	0
Carry forward orthodontic activity (UOA)	0
Baseline contract value	£169,741.24

### ACCESS\*

Patients seen in 24 months	Total	Change since previous quarter
Quarter ending March 2018	2,007	
Quarter ending June 2018	2,013	→
Quarter ending September 2018	2,024	→
Quarter ending December 2018	2,032	→
Quarter ending March 2019	1,996	↓
<b>Variance since March 2018</b>	<b>(0.5%)</b>	<b>→</b>



### ACTIVITY



Adjusted Scheduled Activity (UDA)		
Month	2018	2019
April	133	125
May	727	514
June	1,169	895
July	1,917	1,795
August	2,449	2,323
September	2,930	2,884
October	3,455	3,394
November	4,004	3,810
December	4,478	4,346
January	4,875	4,741
February	5,469	5,250
March	6,157	5,836
April	6,469	6,134
May	6,534	6,137
June	6,534	6,145

### QUALITY

	Quantity	Base Number	Contract	AT	Region	England
% of FP17s for the same patient ID Re-attending within 3 months - Children	97	1,290	7.5%	12.2%	12.3%	11.8%
% of FP17s for the same patient ID Re-attending within 3 months - Adults	324	1,642	19.7%	16.2%	15.9%	15.7%
% of FP17s for the same patient ID Re-attending between 3 & 9 months - Children	812	1,290	62.9%	58.0%	60.2%	58.9%
% of FP17s for the same patient ID Re-attending between 3 & 9 months - Adults	807	1,642	49.1%	50.9%	53.0%	50.8%
% of FP17s for Band 1 Urgent Courses	215	2,927	7.3%	10.1%	9.1%	9.1%
% of FP17s Relating to Free Repair or Replacements	13	2,927	0.4%	0.8%	1.0%	0.8%
% of FP17s Relating to Continuations	27	2,927	0.9%	0.9%	1.0%	0.9%
% of Patients satisfied with the dentistry they have received	1	1	N/A	92.8%	93.2%	92.5%
% of Patients satisfied with the time they had to wait for an appointment	0	1	N/A	86.8%	88.1%	87.0%

\* This is based on patients treated on this contract for their most recent course of treatment.

Figures in italics indicate the base number of FP17s or Patient Questionnaire responses are less than 100. N/A is shown where the base number of responses is less than 10 during the period. % is calculated as Quantity/Base number\*100

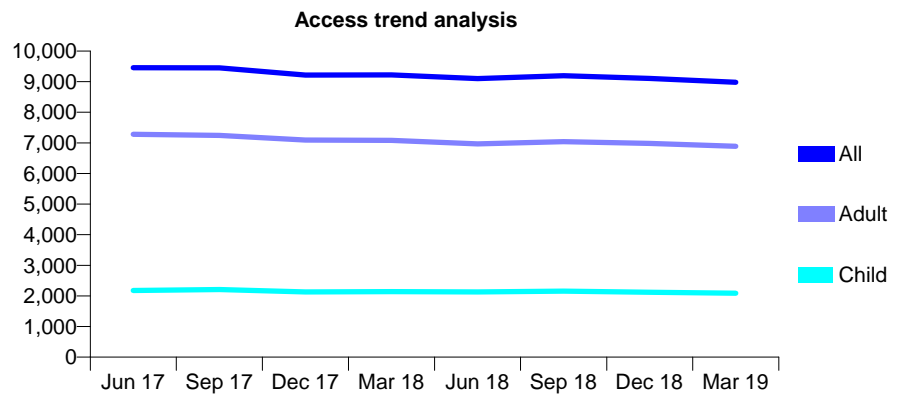
## Q46 - Vital Signs At a Glance Contract Report for 709522/0001 - Year end March 2019

Name or company name	MR SJ PATEL
Contract type name	GDS Contract
Purpose of contract	General
Contract start date	01/02/2015
Contract end date	

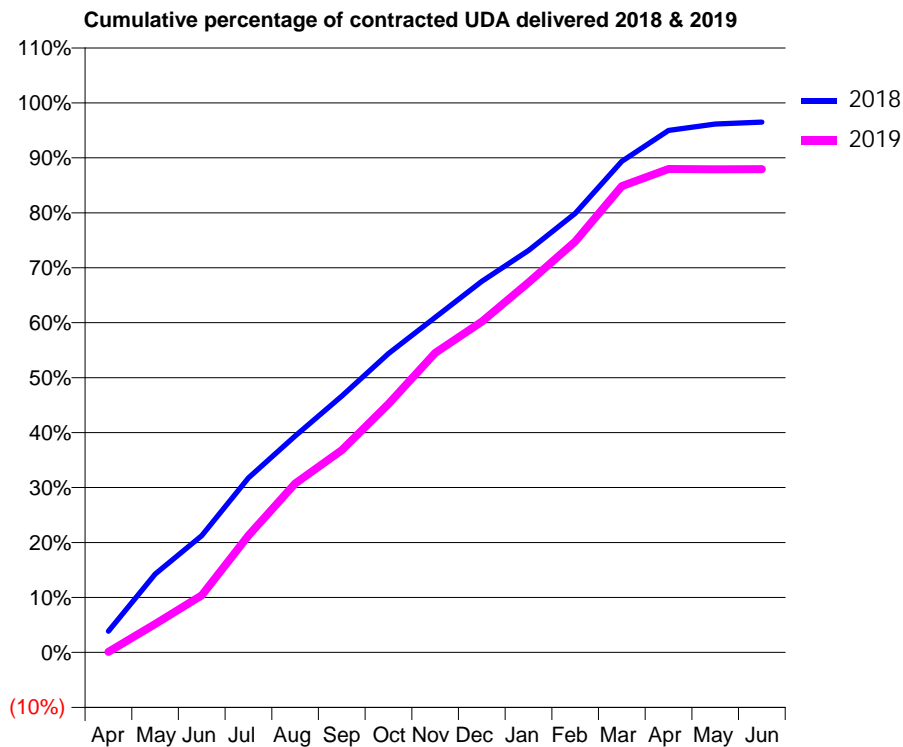
18/19 Contracted general activity (UDA)	27,224
Carry forward general activity (UDA)	957
18/19 Contracted orthodontic activity (UOA)	0
Carry forward orthodontic activity (UOA)	0
Baseline contract value	£832,567.54

### ACCESS\*

Patients seen in 24 months	Total	Change since previous quarter
Quarter ending March 2018	9,224	
Quarter ending June 2018	9,099	↓
Quarter ending September 2018	9,194	→
Quarter ending December 2018	9,104	→
Quarter ending March 2019	8,977	↓
<b>Variance since March 2018</b>	<b>(2.7%)</b>	<b>↓</b>



### ACTIVITY



Adjusted Scheduled Activity (UDA)		
Month	2018	2019
April	1,057	32
May	3,883	1,413
June	5,786	2,826
July	8,644	5,787
August	10,724	8,368
September	12,694	10,021
October	14,806	12,313
November	16,598	14,844
December	18,381	16,379
January	19,918	18,326
February	21,748	20,360
March	24,326	23,102
April	25,862	23,948
May	26,171	23,931
June	26,267	23,940

### QUALITY

	Quantity	Base Number	Contract	AT	Region	England
% of FP17s for the same patient ID Re-attending within 3 months - Children	178	3,158	5.6%	12.2%	12.3%	11.8%
% of FP17s for the same patient ID Re-attending within 3 months - Adults	1,111	9,360	11.9%	16.2%	15.9%	15.7%
% of FP17s for the same patient ID Re-attending between 3 & 9 months - Children	1,648	3,158	52.2%	58.0%	60.2%	58.9%
% of FP17s for the same patient ID Re-attending between 3 & 9 months - Adults	4,733	9,360	50.6%	50.9%	53.0%	50.8%
% of FP17s for Band 1 Urgent Courses	841	12,170	6.9%	10.1%	9.1%	9.1%
% of FP17s Relating to Free Repair or Replacements	70	12,170	0.6%	0.8%	1.0%	0.8%
% of FP17s Relating to Continuations	108	12,170	0.9%	0.9%	1.0%	0.9%
% of Patients satisfied with the dentistry they have received	2	2	N/A	92.8%	93.2%	92.5%
% of Patients satisfied with the time they had to wait for an appointment	2	2	N/A	86.8%	88.1%	87.0%

\* This is based on patients treated on this contract for their most recent course of treatment. Figures in italics indicate the base number of FP17s or Patient Questionnaire responses are less than 100. N/A is shown where the base number of responses is less than 10 during the period. % is calculated as Quantity/Base number\*100

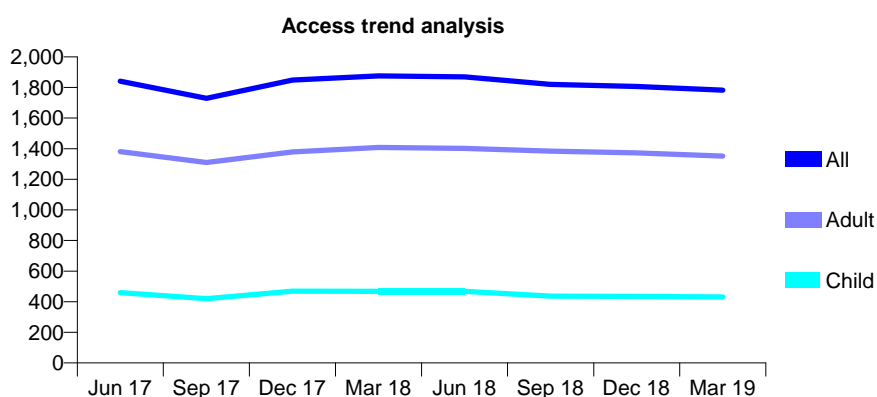
## Q46 - Vital Signs At a Glance Contract Report for 709522/0002 - Year end March 2019

Name or company name	MR SJ PATEL
Contract type name	GDS Contract
Purpose of contract	General
Contract start date	01/02/2015
Contract end date	

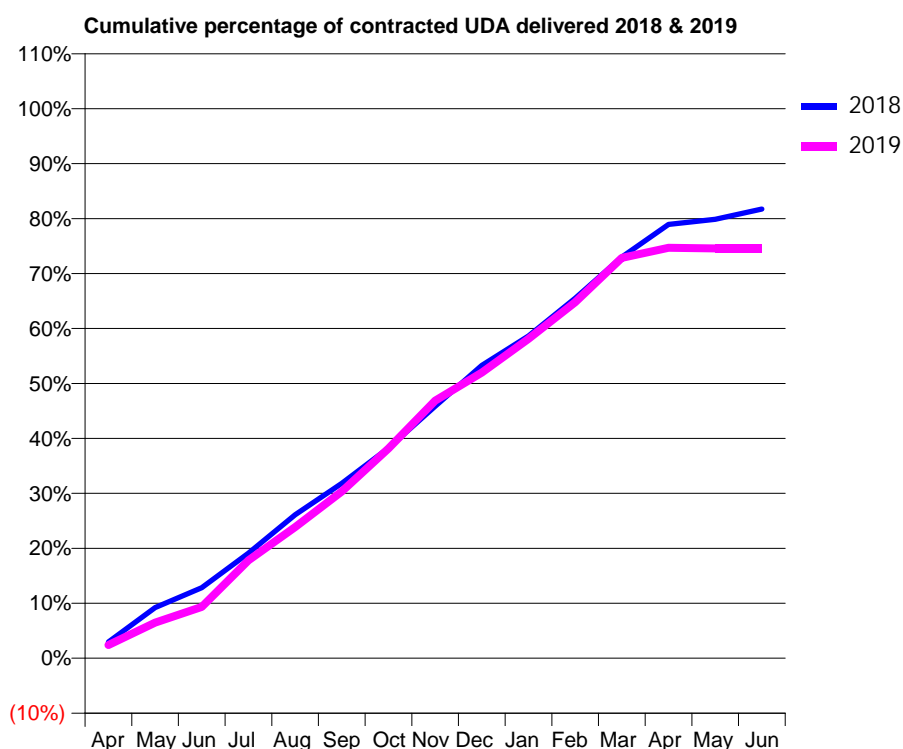
18/19 Contracted general activity (UDA)	6,300
Carry forward general activity (UDA)	0
18/19 Contracted orthodontic activity (UOA)	0
Carry forward orthodontic activity (UOA)	0
Baseline contract value	£158,390.49

### ACCESS\*

Patients seen in 24 months	Total	Change since previous quarter
Quarter ending March 2018	1,876	
Quarter ending June 2018	1,870	→
Quarter ending September 2018	1,820	↓
Quarter ending December 2018	1,806	→
Quarter ending March 2019	1,783	↓
<b>Variance since March 2018</b>	<b>(5.0%)</b>	<b>↓</b>



### ACTIVITY



Adjusted Scheduled Activity (UDA)		
Month	2018	2019
April	185	152
May	581	408
June	808	588
July	1,205	1,122
August	1,645	1,504
September	2,005	1,910
October	2,411	2,404
November	2,888	2,952
December	3,357	3,274
January	3,694	3,661
February	4,128	4,082
March	4,600	4,590
April	4,973	4,706
May	5,033	4,697
June	5,148	4,697

### QUALITY

	Quantity	Base Number	Contract	AT	Region	England
% of FP17s for the same patient ID Re-attending within 3 months - Children	33	679	4.9%	12.2%	12.3%	11.8%
% of FP17s for the same patient ID Re-attending within 3 months - Adults	146	1,843	7.9%	16.2%	15.9%	15.7%
% of FP17s for the same patient ID Re-attending between 3 & 9 months - Children	282	679	41.5%	58.0%	60.2%	58.9%
% of FP17s for the same patient ID Re-attending between 3 & 9 months - Adults	666	1,843	36.1%	50.9%	53.0%	50.8%
% of FP17s for Band 1 Urgent Courses	149	2,351	6.3%	10.1%	9.1%	9.1%
% of FP17s Relating to Free Repair or Replacements	20	2,351	0.9%	0.8%	1.0%	0.8%
% of FP17s Relating to Continuations	26	2,351	1.1%	0.9%	1.0%	0.9%
% of Patients satisfied with the dentistry they have received	0	0	N/A	92.8%	93.2%	92.5%
% of Patients satisfied with the time they had to wait for an appointment	0	0	N/A	86.8%	88.1%	87.0%

\* This is based on patients treated on this contract for their most recent course of treatment.

Figures in italics indicate the base number of FP17s or Patient Questionnaire responses are less than 100. N/A is shown where the base number of responses is less than 10 during the period. % is calculated as Quantity/Base number\*100



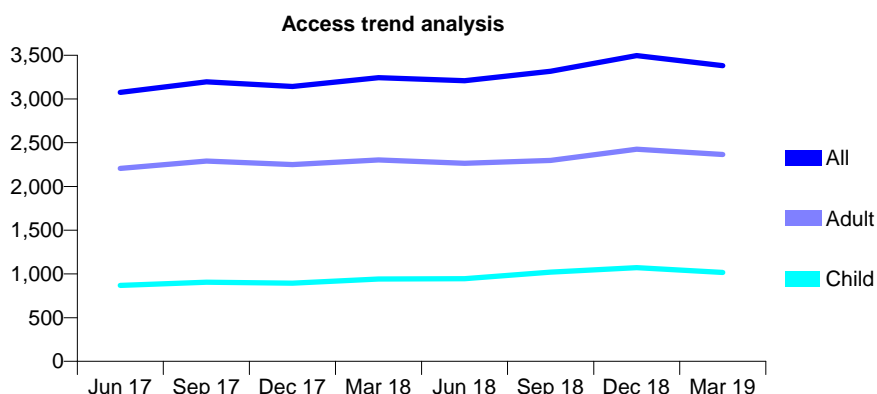
## Q46 - Vital Signs At a Glance Contract Report for 718483/0001 - Year end March 2019

Name or company name	MRS R MEHRA
Contract type name	GDS Contract
Purpose of contract	General
Contract start date	01/11/2015
Contract end date	

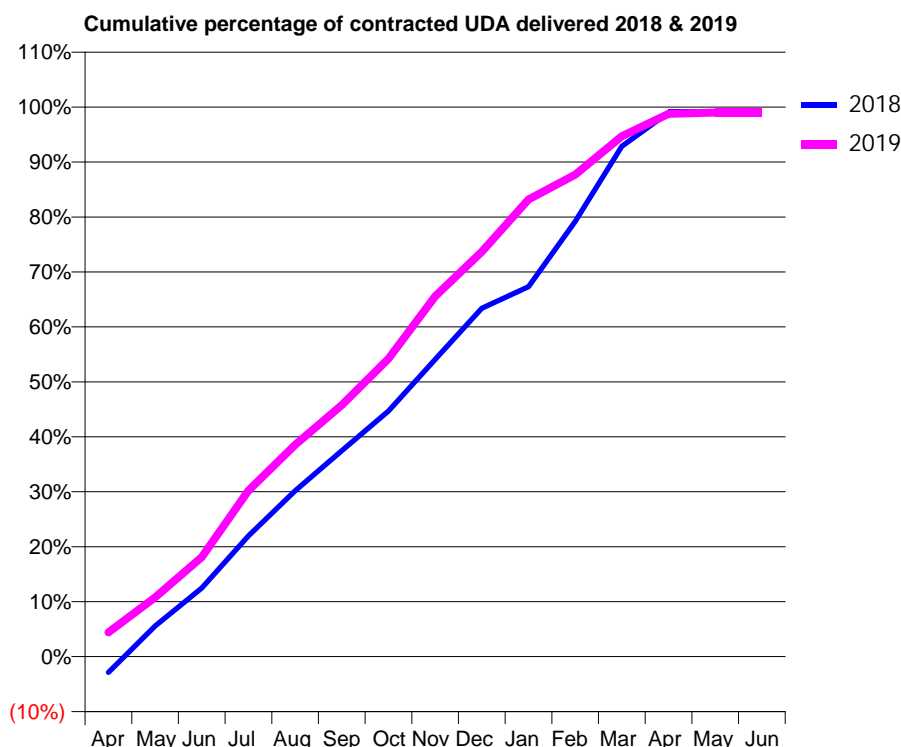
18/19 Contracted general activity (UDA)	9,767
Carry forward general activity (UDA)	-106
18/19 Contracted orthodontic activity (UOA)	0
Carry forward orthodontic activity (UOA)	0
Baseline contract value	£279,051.73

### ACCESS\*

Patients seen in 24 months	Total	Change since previous quarter
Quarter ending March 2018	3,244	
Quarter ending June 2018	3,209	↓
Quarter ending September 2018	3,317	↑
Quarter ending December 2018	3,496	↑
Quarter ending March 2019	3,382	↓
<b>Variance since March 2018</b>	<b>4.3%</b>	<b>↑</b>



### ACTIVITY



Adjusted Scheduled Activity (UDA)		
Month	2018	2019
April	-283	431
May	543	1,053
June	1,220	1,769
July	2,147	2,952
August	2,950	3,765
September	3,658	4,471
October	4,366	5,296
November	5,285	6,406
December	6,189	7,194
January	6,573	8,127
February	7,735	8,566
March	9,069	9,250
April	9,669	9,647
May	9,669	9,669
June	9,669	9,669

### QUALITY

	Quantity	Base Number	Contract	AT	Region	England
% of FP17s for the same patient ID Re-attending within 3 months - Children	191	1,274	15.0%	12.2%	12.3%	11.8%
% of FP17s for the same patient ID Re-attending within 3 months - Adults	821	3,174	25.9%	16.2%	15.9%	15.7%
% of FP17s for the same patient ID Re-attending between 3 & 9 months - Children	424	1,274	33.3%	58.0%	60.2%	58.9%
% of FP17s for the same patient ID Re-attending between 3 & 9 months - Adults	1,025	3,174	32.3%	50.9%	53.0%	50.8%
% of FP17s for Band 1 Urgent Courses	918	4,385	20.9%	10.1%	9.1%	9.1%
% of FP17s Relating to Free Repair or Replacements	96	4,385	2.2%	0.8%	1.0%	0.8%
% of FP17s Relating to Continuations	51	4,385	1.2%	0.9%	1.0%	0.9%
% of Patients satisfied with the dentistry they have received	1	1	N/A	92.8%	93.2%	92.5%
% of Patients satisfied with the time they had to wait for an appointment	0	1	N/A	86.8%	88.1%	87.0%

\* This is based on patients treated on this contract for their most recent course of treatment.  
 Figures in *italics* indicate the base number of FP17s or Patient Questionnaire responses are less than 100. N/A is shown where the base number of responses is less than 10 during the period. % is calculated as Quantity/Base number\*100

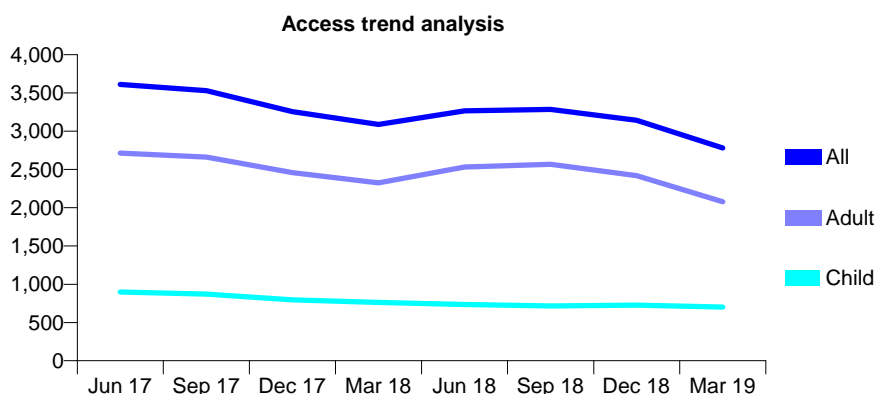
## Q46 - Vital Signs At a Glance Contract Report for 729930/0001 - Year end March 2019

Name or company name	MR RW BROWN
Contract type name	GDS Contract
Purpose of contract	General
Contract start date	01/04/2006
Contract end date	

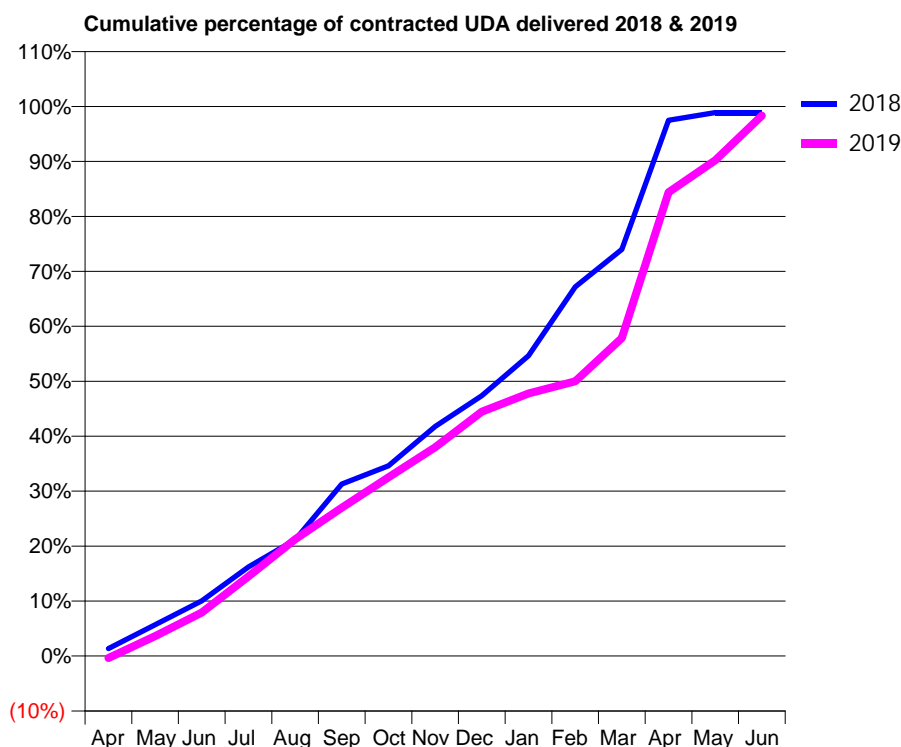
18/19 Contracted general activity (UDA)	11,431
Carry forward general activity (UDA)	129
18/19 Contracted orthodontic activity (UOA)	0
Carry forward orthodontic activity (UOA)	0
Baseline contract value	£453,050.16

### ACCESS\*

Patients seen in 24 months	Total	Change since previous quarter
Quarter ending March 2018	3,088	
Quarter ending June 2018	3,266	↑
Quarter ending September 2018	3,284	→
Quarter ending December 2018	3,144	↓
Quarter ending March 2019	2,781	↓
<b>Variance since March 2018</b>	<b>(9.9%)</b>	<b>↓</b>



### ACTIVITY



Adjusted Scheduled Activity (UDA)		
Month	2018	2019
April	158	-44
May	650	414
June	1,148	903
July	1,852	1,656
August	2,420	2,429
September	3,577	3,082
October	3,958	3,716
November	4,774	4,343
December	5,416	5,083
January	6,248	5,462
February	7,677	5,716
March	8,457	6,611
April	11,144	9,647
May	11,302	10,312
June	11,302	11,242

### QUALITY

	Quantity	Base Number	Contract	AT	Region	England
% of FP17s for the same patient ID Re-attending within 3 months - Children	12	531	2.3%	12.2%	12.3%	11.8%
% of FP17s for the same patient ID Re-attending within 3 months - Adults	30	1,418	2.1%	16.2%	15.9%	15.7%
% of FP17s for the same patient ID Re-attending between 3 & 9 months - Children	116	531	21.8%	58.0%	60.2%	58.9%
% of FP17s for the same patient ID Re-attending between 3 & 9 months - Adults	158	1,418	11.1%	50.9%	53.0%	50.8%
% of FP17s for Band 1 Urgent Courses	4	2,116	0.2%	10.1%	9.1%	9.1%
% of FP17s Relating to Free Repair or Replacements	2	2,116	0.1%	0.8%	1.0%	0.8%
% of FP17s Relating to Continuations	4	2,116	0.2%	0.9%	1.0%	0.9%
% of Patients satisfied with the dentistry they have received	0	0	N/A	92.8%	93.2%	92.5%
% of Patients satisfied with the time they had to wait for an appointment	0	0	N/A	86.8%	88.1%	87.0%

\* This is based on patients treated on this contract for their most recent course of treatment.

Figures in italics indicate the base number of FP17s or Patient Questionnaire responses are less than 100. N/A is shown where the base number of responses is less than 10 during the period. % is calculated as Quantity/Base number\*100

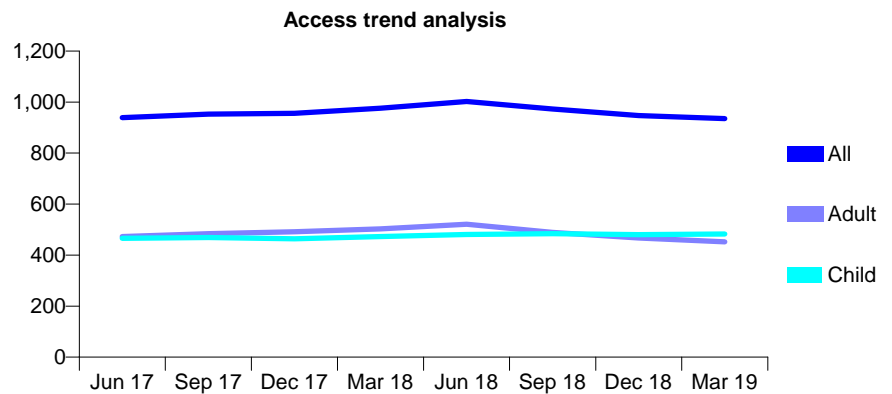
## Q46 - Vital Signs At a Glance Contract Report for 731005/0001 - Year end March 2019

Name or company name	MR JA COOPER
Contract type name	GDS Contract
Purpose of contract	General
Contract start date	01/04/2006
Contract end date	

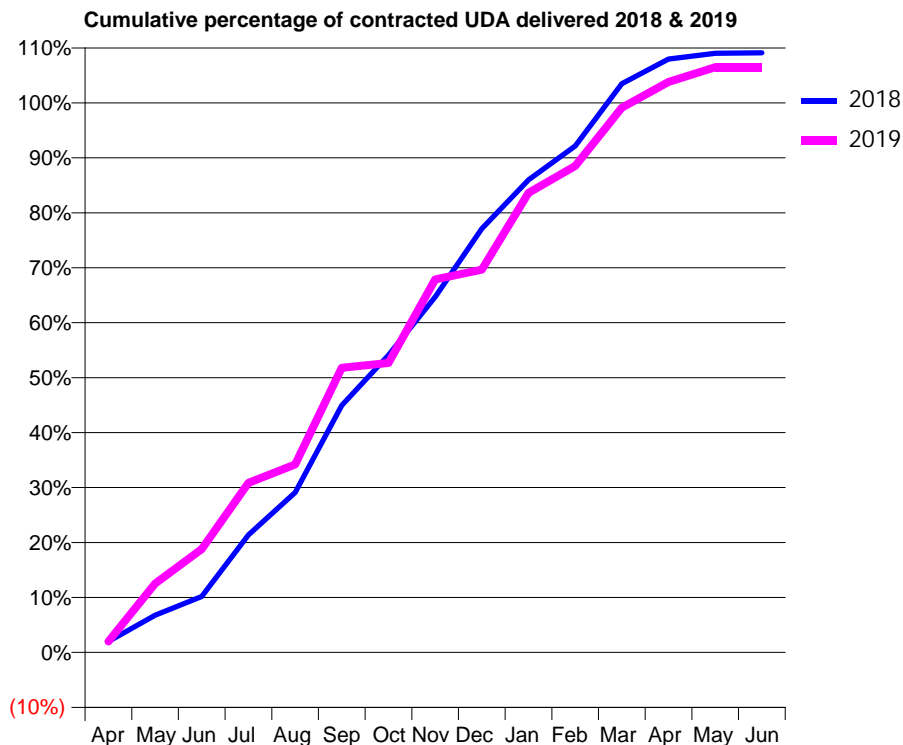
18/19 Contracted general activity (UDA)	3,737
Carry forward general activity (UDA)	-75
18/19 Contracted orthodontic activity (UOA)	0
Carry forward orthodontic activity (UOA)	0
Baseline contract value	£119,347.77

### ACCESS\*

Patients seen in 24 months	Total	Change since previous quarter
Quarter ending March 2018	976	
Quarter ending June 2018	1,002	↑
Quarter ending September 2018	973	↓
Quarter ending December 2018	947	↓
Quarter ending March 2019	935	↓
<b>Variance since March 2018</b>	<b>(4.2%)</b>	<b>↓</b>



### ACTIVITY



Adjusted Scheduled Activity (UDA)		
Month	2018	2019
April	75	75
May	254	469
June	381	702
July	799	1,153
August	1,087	1,279
September	1,680	1,936
October	2,021	1,968
November	2,417	2,536
December	2,881	2,603
January	3,213	3,126
February	3,443	3,308
March	3,867	3,704
April	4,035	3,879
May	4,074	3,979
June	4,077	3,979

### QUALITY

	Quantity	Base Number	Contract	AT	Region	England
% of FP17s for the same patient ID Re-attending within 3 months - Children	128	993	12.9%	12.2%	12.3%	11.8%
% of FP17s for the same patient ID Re-attending within 3 months - Adults	127	566	22.4%	16.2%	15.9%	15.7%
% of FP17s for the same patient ID Re-attending between 3 & 9 months - Children	676	993	68.1%	58.0%	60.2%	58.9%
% of FP17s for the same patient ID Re-attending between 3 & 9 months - Adults	204	566	36.0%	50.9%	53.0%	50.8%
% of FP17s for Band 1 Urgent Courses	228	1,589	14.3%	10.1%	9.1%	9.1%
% of FP17s Relating to Free Repair or Replacements	0	1,589	0.0%	0.8%	1.0%	0.8%
% of FP17s Relating to Continuations	0	1,589	0.0%	0.9%	1.0%	0.9%
% of Patients satisfied with the dentistry they have received	0	0	N/A	92.8%	93.2%	92.5%
% of Patients satisfied with the time they had to wait for an appointment	0	0	N/A	86.8%	88.1%	87.0%

\* This is based on patients treated on this contract for their most recent course of treatment.

Figures in italics indicate the base number of FP17s or Patient Questionnaire responses are less than 100. N/A is shown where the base number of responses is less than 10 during the period. % is calculated as Quantity/Base number\*100

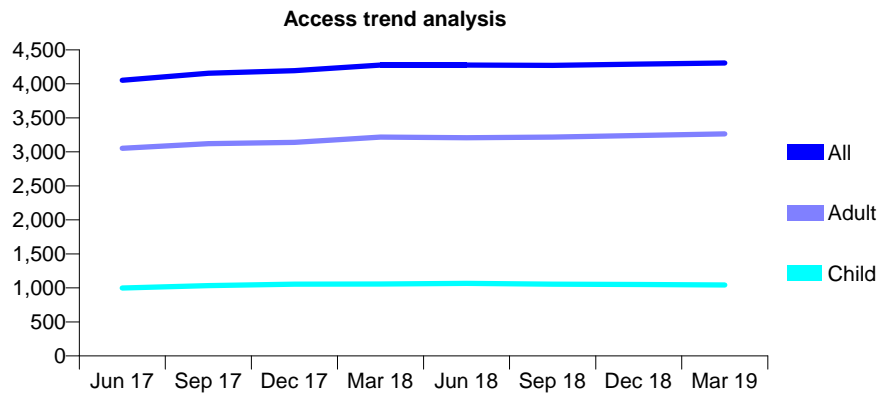
## Q46 - Vital Signs At a Glance Contract Report for 732192/0003 - Year end March 2019

Name or company name	Red Rose Dental Group
Contract type name	GDS Contract
Purpose of contract	General
Contract start date	01/04/2006
Contract end date	

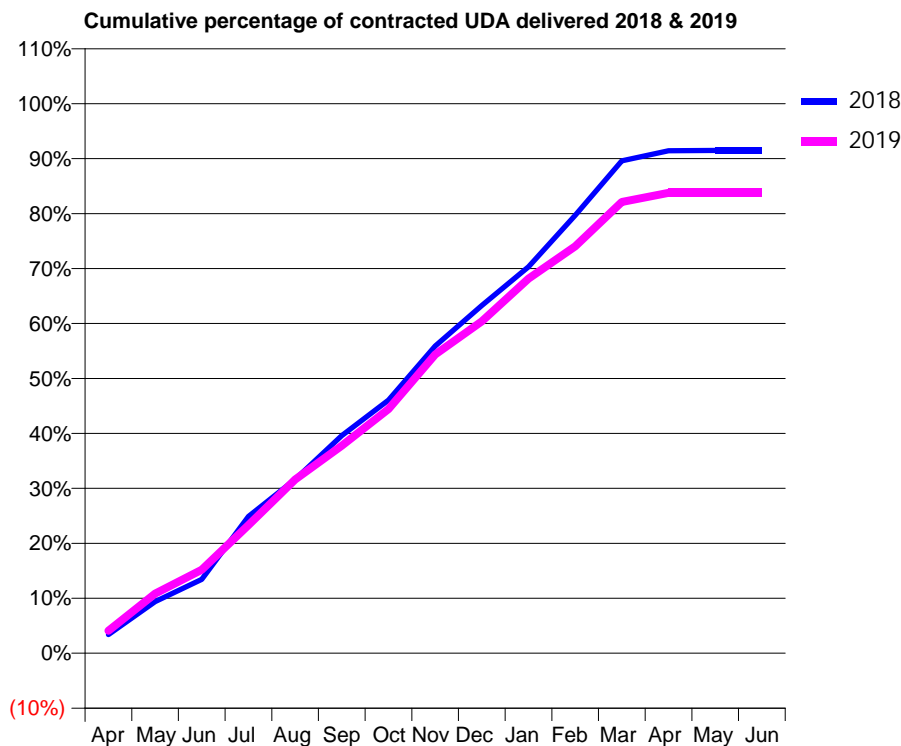
18/19 Contracted general activity (UDA)	11,959
Carry forward general activity (UDA)	0
18/19 Contracted orthodontic activity (UOA)	0
Carry forward orthodontic activity (UOA)	0
Baseline contract value	£364,007.90

### ACCESS\*

Patients seen in 24 months	Total	Change since previous quarter
Quarter ending March 2018	4,277	
Quarter ending June 2018	4,276	→
Quarter ending September 2018	4,272	→
Quarter ending December 2018	4,291	→
Quarter ending March 2019	4,307	→
<b>Variance since March 2018</b>	<b>0.7%</b>	<b>→</b>



### ACTIVITY



Adjusted Scheduled Activity (UDA)		
Month	2018	2019
April	408	488
May	1,124	1,300
June	1,608	1,815
July	2,976	2,788
August	3,787	3,779
September	4,733	4,516
October	5,506	5,312
November	6,686	6,498
December	7,567	7,222
January	8,408	8,151
February	9,532	8,856
March	10,713	9,819
April	10,935	10,020
May	10,940	10,020
June	10,940	10,020

### QUALITY

	Quantity	Base Number	Contract	AT	Region	England
% of FP17s for the same patient ID Re-attending within 3 months - Children	83	1,444	5.7%	12.2%	12.3%	11.8%
% of FP17s for the same patient ID Re-attending within 3 months - Adults	465	3,832	12.1%	16.2%	15.9%	15.7%
% of FP17s for the same patient ID Re-attending between 3 & 9 months - Children	772	1,444	53.5%	58.0%	60.2%	58.9%
% of FP17s for the same patient ID Re-attending between 3 & 9 months - Adults	1,057	3,832	27.6%	50.9%	53.0%	50.8%
% of FP17s for Band 1 Urgent Courses	396	5,273	7.5%	10.1%	9.1%	9.1%
% of FP17s Relating to Free Repair or Replacements	50	5,273	0.9%	0.8%	1.0%	0.8%
% of FP17s Relating to Continuations	81	5,273	1.5%	0.9%	1.0%	0.9%
% of Patients satisfied with the dentistry they have received	0	0	N/A	92.8%	93.2%	92.5%
% of Patients satisfied with the time they had to wait for an appointment	0	0	N/A	86.8%	88.1%	87.0%

\* This is based on patients treated on this contract for their most recent course of treatment.

Figures in italics indicate the base number of FP17s or Patient Questionnaire responses are less than 100. N/A is shown where the base number of responses is less than 10 during the period. % is calculated as Quantity/Base number\*100

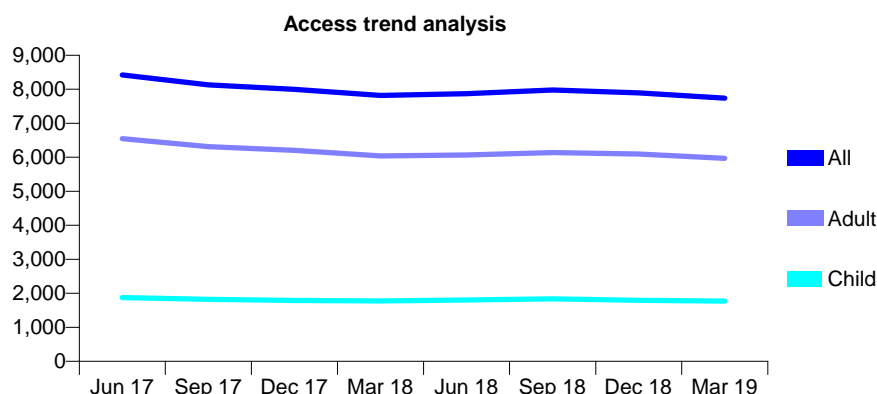
## Q46 - Vital Signs At a Glance Contract Report for 732192/0004 - Year end March 2019

Name or company name	Red Rose Dental Group
Contract type name	GDS Contract
Purpose of contract	General
Contract start date	01/10/2007
Contract end date	

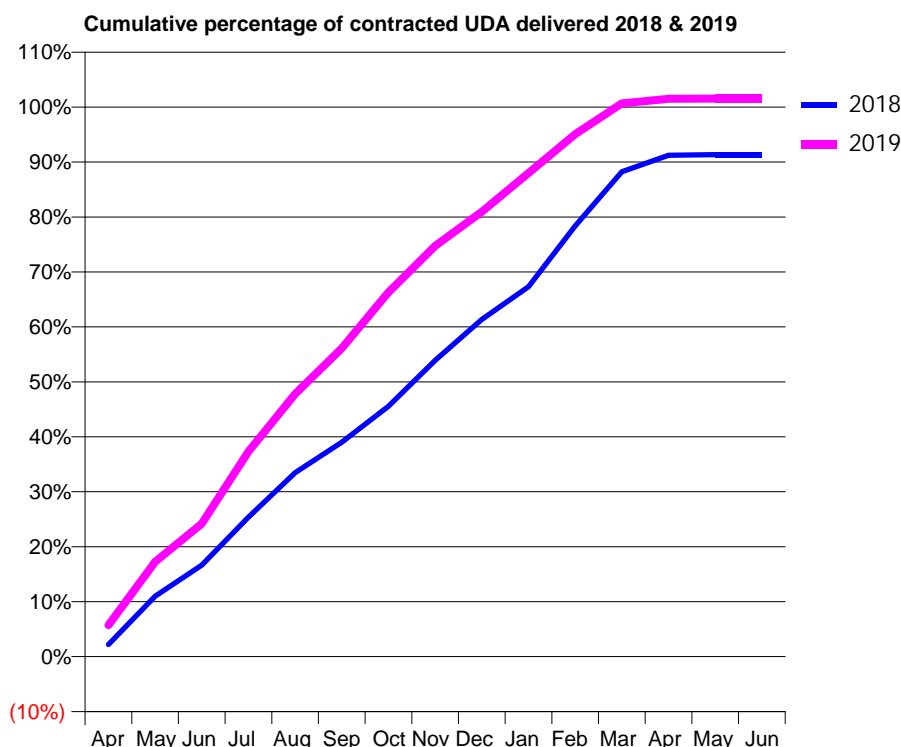
18/19 Contracted general activity (UDA)	21,384
Carry forward general activity (UDA)	0
18/19 Contracted orthodontic activity (UOA)	0
Carry forward orthodontic activity (UOA)	0
Baseline contract value	£650,885.55

### ACCESS\*

Patients seen in 24 months	Total	Change since previous quarter
Quarter ending March 2018	7,817	
Quarter ending June 2018	7,874	→
Quarter ending September 2018	7,978	→
Quarter ending December 2018	7,893	↓
Quarter ending March 2019	7,741	↓
<b>Variance since March 2018</b>	<b>(1.0%)</b>	<b>→</b>



### ACTIVITY



Adjusted Scheduled Activity (UDA)		
Month	2018	2019
April	468	1,221
May	2,354	3,694
June	3,565	5,174
July	5,426	7,981
August	7,160	10,220
September	8,340	11,998
October	9,743	14,173
November	11,531	15,988
December	13,116	17,308
January	14,392	18,817
February	16,766	20,328
March	18,863	21,527
April	19,510	21,706
May	19,531	21,714
June	19,532	21,715

### QUALITY

	Quantity	Base Number	Contract	AT	Region	England
% of FP17s for the same patient ID Re-attending within 3 months - Children	242	2,474	9.8%	12.2%	12.3%	11.8%
% of FP17s for the same patient ID Re-attending within 3 months - Adults	1,340	8,145	16.5%	16.2%	15.9%	15.7%
% of FP17s for the same patient ID Re-attending between 3 & 9 months - Children	1,226	2,474	49.6%	58.0%	60.2%	58.9%
% of FP17s for the same patient ID Re-attending between 3 & 9 months - Adults	3,829	8,145	47.0%	50.9%	53.0%	50.8%
% of FP17s for Band 1 Urgent Courses	905	10,481	8.6%	10.1%	9.1%	9.1%
% of FP17s Relating to Free Repair or Replacements	104	10,481	1.0%	0.8%	1.0%	0.8%
% of FP17s Relating to Continuations	338	10,481	3.2%	0.9%	1.0%	0.9%
% of Patients satisfied with the dentistry they have received	1	1	N/A	92.8%	93.2%	92.5%
% of Patients satisfied with the time they had to wait for an appointment	1	1	N/A	86.8%	88.1%	87.0%

\* This is based on patients treated on this contract for their most recent course of treatment.  
 Figures in *italics* indicate the base number of FP17s or Patient Questionnaire responses are less than 100. N/A is shown where the base number of responses is less than 10 during the period. % is calculated as Quantity/Base number\*100

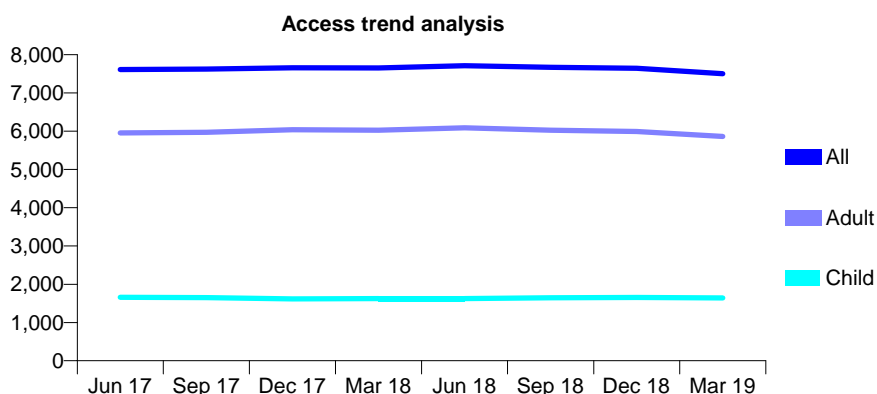
## Q46 - Vital Signs At a Glance Contract Report for 732494/0001 - Year end March 2019

Name or company name	518 Dental
Contract type name	GDS Contract
Purpose of contract	General
Contract start date	01/04/2006
Contract end date	

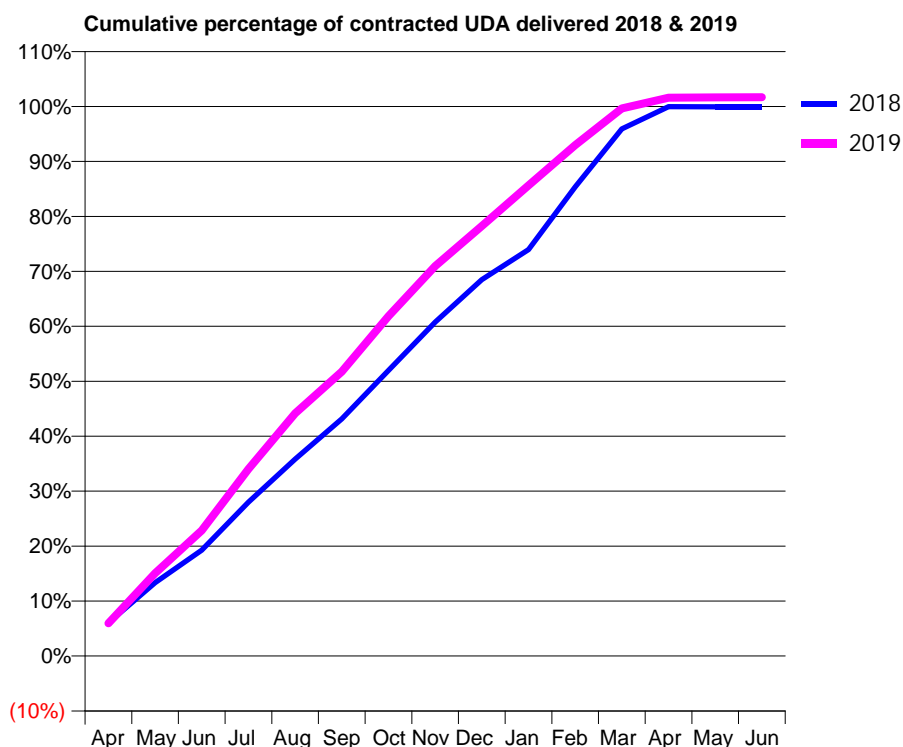
18/19 Contracted general activity (UDA)	21,547
Carry forward general activity (UDA)	11
18/19 Contracted orthodontic activity (UOA)	0
Carry forward orthodontic activity (UOA)	0
Baseline contract value	£553,226.04

### ACCESS\*

Patients seen in 24 months	Total	Change since previous quarter
Quarter ending March 2018	7,653	
Quarter ending June 2018	7,713	→
Quarter ending September 2018	7,671	→
Quarter ending December 2018	7,646	→
Quarter ending March 2019	7,503	↓
<b>Variance since March 2018</b>	<b>(2.0%)</b>	<b>↓</b>



### ACTIVITY



Adjusted Scheduled Activity (UDA)		
Month	2018	2019
April	1,303	1,282
May	2,879	3,252
June	4,151	4,925
July	6,033	7,332
August	7,721	9,517
September	9,292	11,153
October	11,197	13,325
November	13,095	15,294
December	14,751	16,862
January	15,935	18,451
February	18,397	20,034
March	20,669	21,473
April	21,541	21,889
May	21,536	21,901
June	21,536	21,904

### QUALITY

	Quantity	Base Number	Contract	AT	Region	England
% of FP17s for the same patient ID Re-attending within 3 months - Children	1,317	4,203	31.3%	12.2%	12.3%	11.8%
% of FP17s for the same patient ID Re-attending within 3 months - Adults	1,385	8,920	15.5%	16.2%	15.9%	15.7%
% of FP17s for the same patient ID Re-attending between 3 & 9 months - Children	2,243	4,203	53.4%	58.0%	60.2%	58.9%
% of FP17s for the same patient ID Re-attending between 3 & 9 months - Adults	5,742	8,920	64.4%	50.9%	53.0%	50.8%
% of FP17s for Band 1 Urgent Courses	401	12,938	3.1%	10.1%	9.1%	9.1%
% of FP17s Relating to Free Repair or Replacements	119	12,938	0.9%	0.8%	1.0%	0.8%
% of FP17s Relating to Continuations	28	12,938	0.2%	0.9%	1.0%	0.9%
% of Patients satisfied with the dentistry they have received	3	4	N/A	92.8%	93.2%	92.5%
% of Patients satisfied with the time they had to wait for an appointment	2	4	N/A	86.8%	88.1%	87.0%

\* This is based on patients treated on this contract for their most recent course of treatment.

Figures in italics indicate the base number of FP17s or Patient Questionnaire responses are less than 100. N/A is shown where the base number of responses is less than 10 during the period. % is calculated as Quantity/Base number\*100

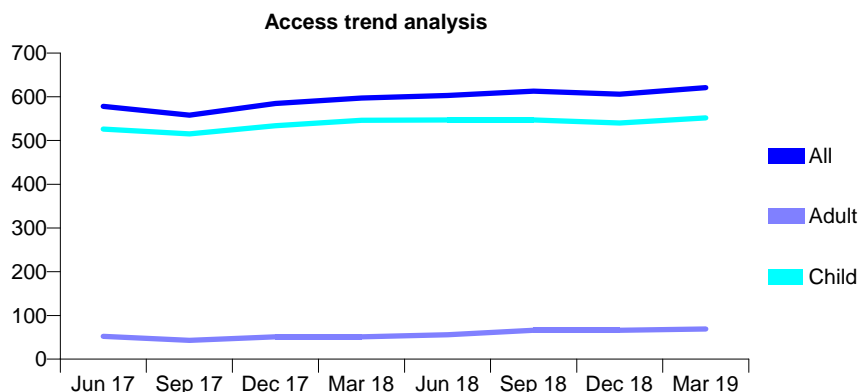
## Q46 - Vital Signs At a Glance Contract Report for 732710/0001 - Year end March 2019

Name or company name	MRS DE SLOANE
Contract type name	GDS Contract
Purpose of contract	General
Contract start date	01/04/2006
Contract end date	

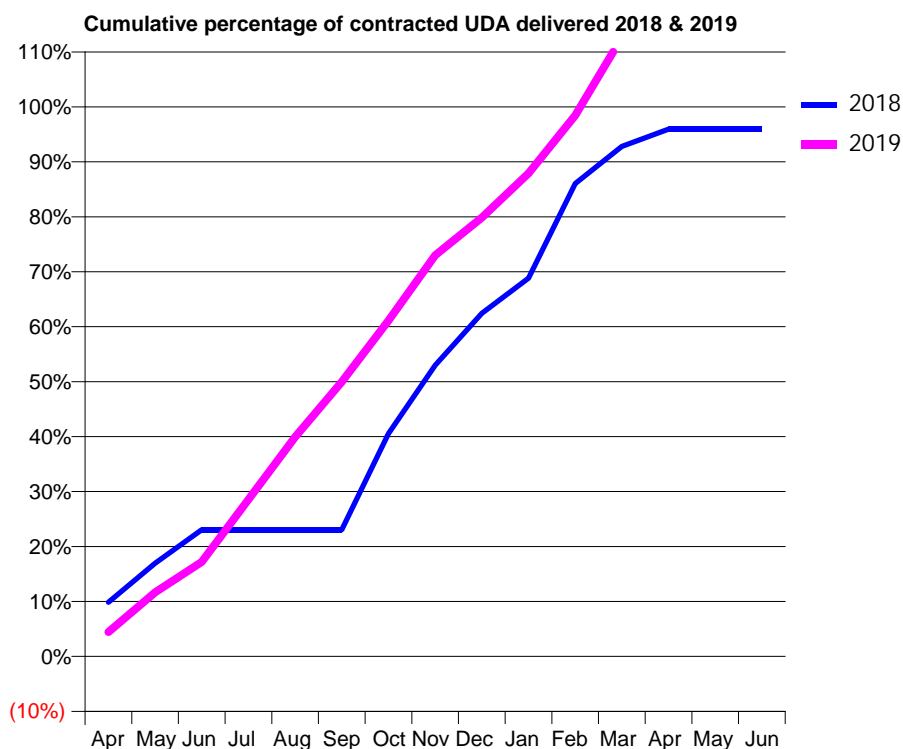
18/19 Contracted general activity (UDA)	923
Carry forward general activity (UDA)	37
18/19 Contracted orthodontic activity (UOA)	0
Carry forward orthodontic activity (UOA)	0
Baseline contract value	£23,474.53

### ACCESS\*

Patients seen in 24 months	Total	Change since previous quarter
Quarter ending March 2018	597	
Quarter ending June 2018	603	→
Quarter ending September 2018	613	→
Quarter ending December 2018	606	↓
Quarter ending March 2019	621	↑
<b>Variance since March 2018</b>	<b>4.0%</b>	<b>↑</b>



### ACTIVITY



Adjusted Scheduled Activity (UDA)		
Month	2018	2019
April	91	41
May	157	108
June	213	159
July	213	264
August	213	369
September	213	461
October	374	564
November	489	674
December	576	737
January	635	811
February	794	909
March	857	1,039
April	886	1,092
May	886	1,092
June	886	1,092

### QUALITY

	Quantity	Base Number	Contract	AT	Region	England
% of FP17s for the same patient ID Re-attending within 3 months - Children	47	883	5.3%	12.2%	12.3%	11.8%
% of FP17s for the same patient ID Re-attending within 3 months - Adults	1	34	2.9%	16.2%	15.9%	15.7%
% of FP17s for the same patient ID Re-attending between 3 & 9 months - Children	599	883	67.8%	58.0%	60.2%	58.9%
% of FP17s for the same patient ID Re-attending between 3 & 9 months - Adults	20	34	58.8%	50.9%	53.0%	50.8%
% of FP17s for Band 1 Urgent Courses	34	942	3.6%	10.1%	9.1%	9.1%
% of FP17s Relating to Free Repair or Replacements	0	942	0.0%	0.8%	1.0%	0.8%
% of FP17s Relating to Continuations	0	942	0.0%	0.9%	1.0%	0.9%
% of Patients satisfied with the dentistry they have received	0	0	N/A	92.8%	93.2%	92.5%
% of Patients satisfied with the time they had to wait for an appointment	0	0	N/A	86.8%	88.1%	87.0%

\* This is based on patients treated on this contract for their most recent course of treatment.

Figures in italics indicate the base number of FP17s or Patient Questionnaire responses are less than 100. N/A is shown where the base number of responses is less than 10 during the period. % is calculated as Quantity/Base number\*100



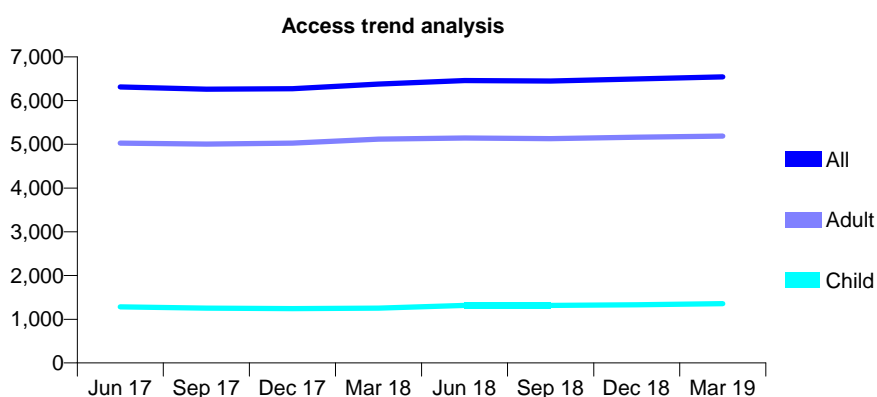
## Q46 - Vital Signs At a Glance Contract Report for 738395/0001 - Year end March 2019

Name or company name	MR DM HARPER
Contract type name	GDS Contract
Purpose of contract	General and Orthodontic
Contract start date	01/04/2006
Contract end date	

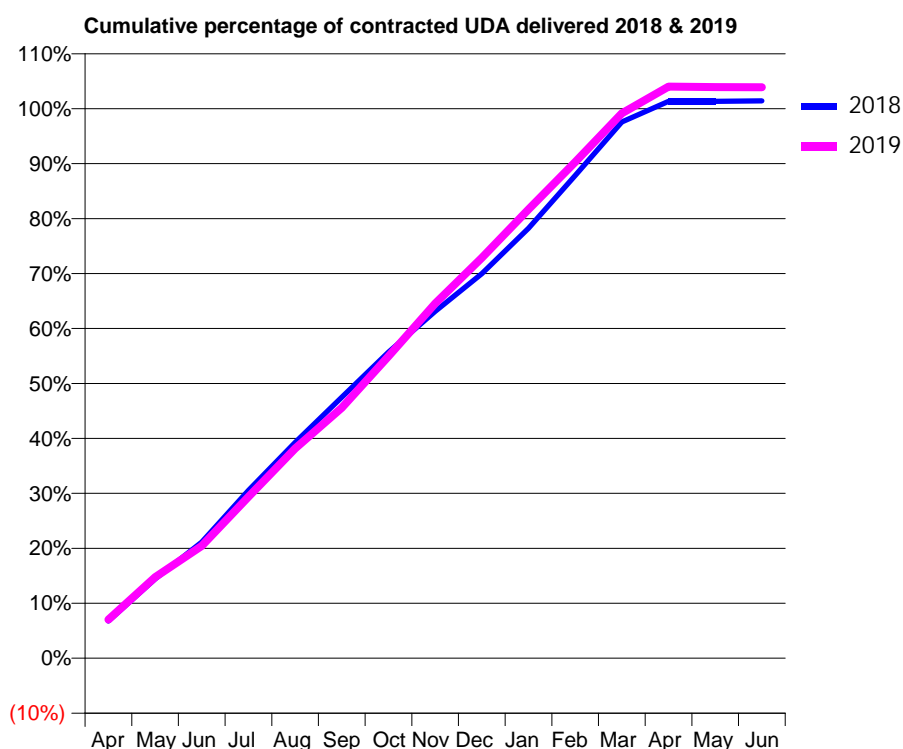
18/19 Contracted general activity (UDA)	18,039
Carry forward general activity (UDA)	-256
18/19 Contracted orthodontic activity (UOA)	0
Carry forward orthodontic activity (UOA)	0
Baseline contract value	£580,338.22

### ACCESS\*

Patients seen in 24 months	Total	Change since previous quarter
Quarter ending March 2018	6,375	
Quarter ending June 2018	6,458	→
Quarter ending September 2018	6,445	→
Quarter ending December 2018	6,494	→
Quarter ending March 2019	6,544	→
<b>Variance since March 2018</b>	<b>2.7%</b>	<b>↑</b>



### ACTIVITY



Adjusted Scheduled Activity (UDA)		
Month	2018	2019
April	1,225	1,273
May	2,604	2,661
June	3,809	3,683
July	5,510	5,298
August	7,086	6,882
September	8,563	8,217
October	10,050	9,910
November	11,389	11,644
December	12,622	13,140
January	14,111	14,733
February	15,843	16,288
March	17,599	17,883
April	18,279	18,760
May	18,277	18,745
June	18,295	18,742

### QUALITY

	Quantity	Base Number	Contract	AT	Region	England
% of FP17s for the same patient ID Re-attending within 3 months - Children	169	2,246	7.5%	12.2%	12.3%	11.8%
% of FP17s for the same patient ID Re-attending within 3 months - Adults	1,273	8,032	15.8%	16.2%	15.9%	15.7%
% of FP17s for the same patient ID Re-attending between 3 & 9 months - Children	1,385	2,246	61.7%	58.0%	60.2%	58.9%
% of FP17s for the same patient ID Re-attending between 3 & 9 months - Adults	4,702	8,032	58.5%	50.9%	53.0%	50.8%
% of FP17s for Band 1 Urgent Courses	1,309	10,389	12.6%	10.1%	9.1%	9.1%
% of FP17s Relating to Free Repair or Replacements	119	10,389	1.1%	0.8%	1.0%	0.8%
% of FP17s Relating to Continuations	42	10,389	0.4%	0.9%	1.0%	0.9%
% of Patients satisfied with the dentistry they have received	3	3	N/A	92.8%	93.2%	92.5%
% of Patients satisfied with the time they had to wait for an appointment	3	3	N/A	86.8%	88.1%	87.0%

\* This is based on patients treated on this contract for their most recent course of treatment.

Figures in italics indicate the base number of FP17s or Patient Questionnaire responses are less than 100. N/A is shown where the base number of responses is less than 10 during the period. % is calculated as Quantity/Base number\*100

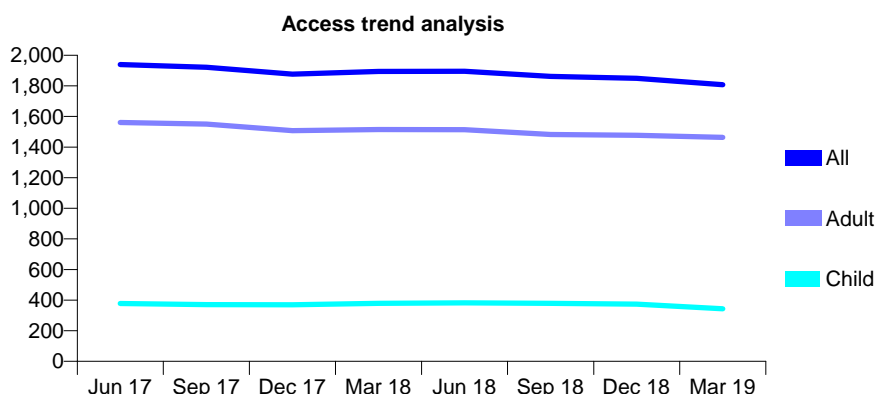
## Q46 - Vital Signs At a Glance Contract Report for 738689/0001 - Year end March 2019

Name or company name	MR ID HASKINS
Contract type name	GDS Contract
Purpose of contract	General
Contract start date	01/04/2006
Contract end date	

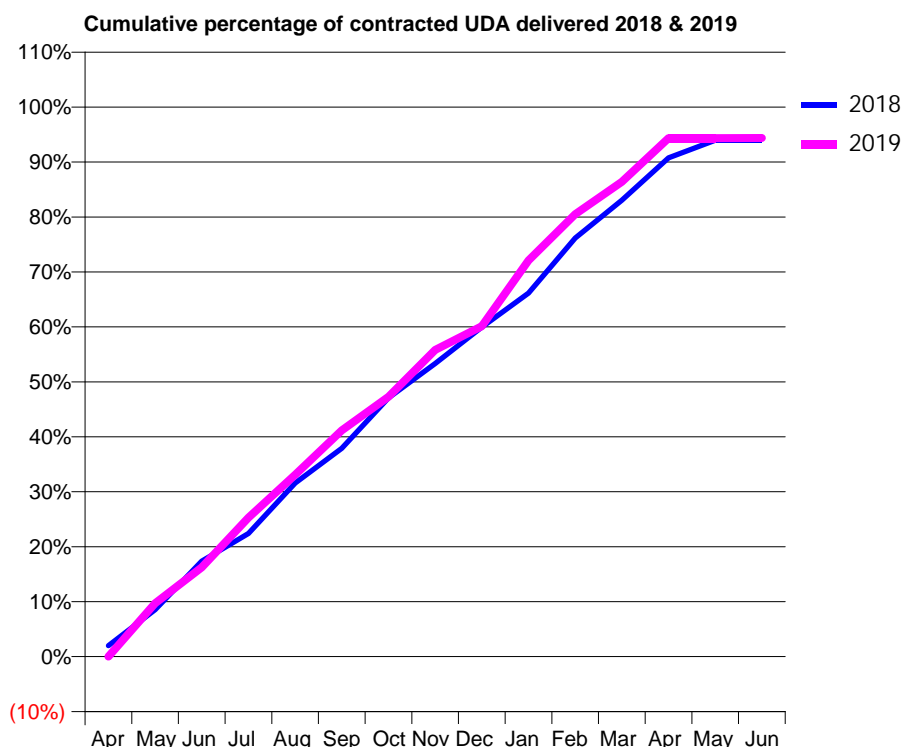
18/19 Contracted general activity (UDA)	5,000
Carry forward general activity (UDA)	0
18/19 Contracted orthodontic activity (UOA)	0
Carry forward orthodontic activity (UOA)	0
Baseline contract value	£118,642.03

### ACCESS\*

Patients seen in 24 months	Total	Change since previous quarter
Quarter ending March 2018	1,894	
Quarter ending June 2018	1,895	→
Quarter ending September 2018	1,862	↓
Quarter ending December 2018	1,850	→
Quarter ending March 2019	1,808	↓
<b>Variance since March 2018</b>	<b>(4.5%)</b>	<b>↓</b>



### ACTIVITY



Adjusted Scheduled Activity (UDA)		
Month	2018	2019
April	100	0
May	427	486
June	870	813
July	1,120	1,265
August	1,579	1,656
September	1,895	2,058
October	2,354	2,365
November	2,666	2,791
December	2,997	3,006
January	3,306	3,604
February	3,808	4,025
March	4,153	4,320
April	4,539	4,716
May	4,697	4,716
June	4,697	4,718

### QUALITY

	Quantity	Base Number	Contract	AT	Region	England
% of FP17s for the same patient ID Re-attending within 3 months - Children	29	512	5.7%	12.2%	12.3%	11.8%
% of FP17s for the same patient ID Re-attending within 3 months - Adults	445	2,398	18.6%	16.2%	15.9%	15.7%
% of FP17s for the same patient ID Re-attending between 3 & 9 months - Children	312	512	60.9%	58.0%	60.2%	58.9%
% of FP17s for the same patient ID Re-attending between 3 & 9 months - Adults	1,432	2,398	59.7%	50.9%	53.0%	50.8%
% of FP17s for Band 1 Urgent Courses	246	2,875	8.6%	10.1%	9.1%	9.1%
% of FP17s Relating to Free Repair or Replacements	62	2,875	2.2%	0.8%	1.0%	0.8%
% of FP17s Relating to Continuations	48	2,875	1.7%	0.9%	1.0%	0.9%
% of Patients satisfied with the dentistry they have received	0	0	N/A	92.8%	93.2%	92.5%
% of Patients satisfied with the time they had to wait for an appointment	0	0	N/A	86.8%	88.1%	87.0%

\* This is based on patients treated on this contract for their most recent course of treatment.  
 Figures in *italics* indicate the base number of FP17s or Patient Questionnaire responses are less than 100. N/A is shown where the base number of responses is less than 10 during the period. % is calculated as Quantity/Base number\*100

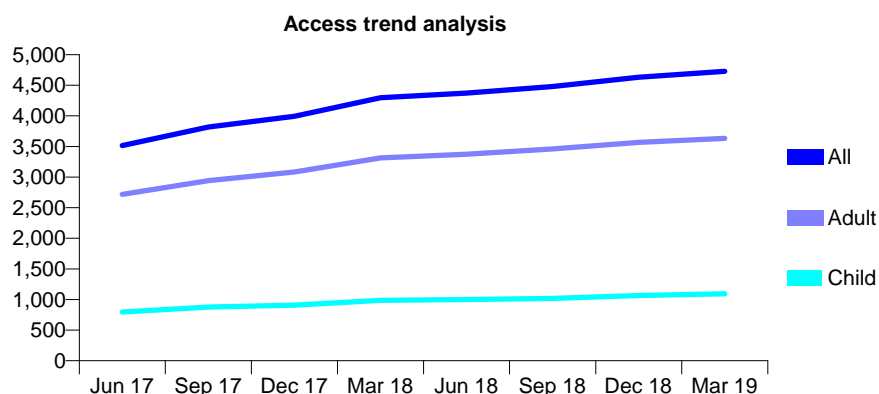
## Q46 - Vital Signs At a Glance Contract Report for 739650/0001 - Year end March 2019

Name or company name	Ms G Midha
Contract type name	GDS Contract
Purpose of contract	General
Contract start date	01/04/2006
Contract end date	

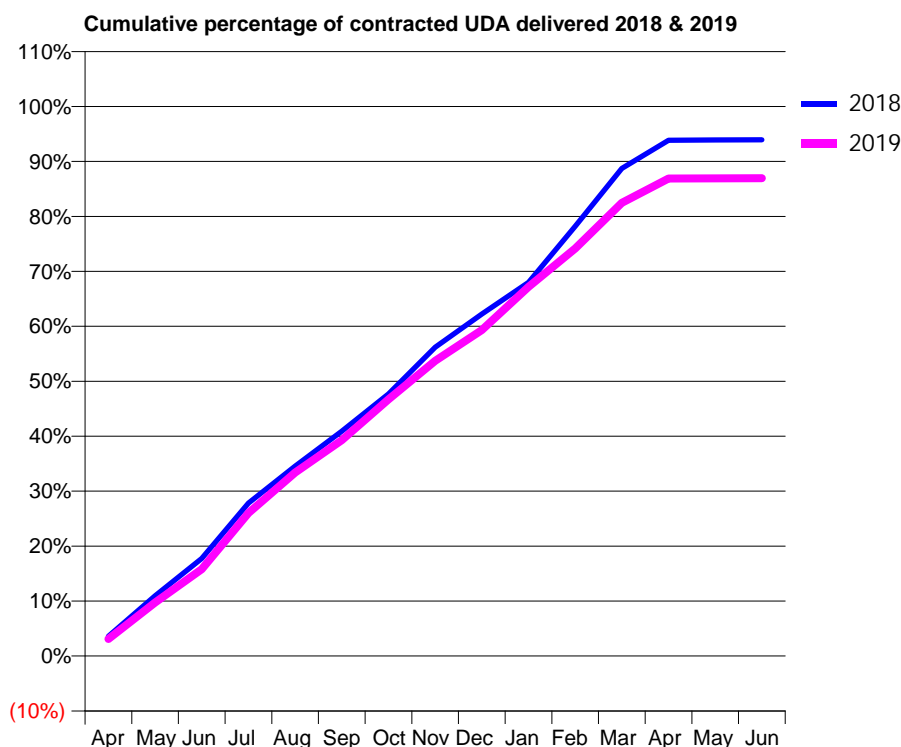
18/19 Contracted general activity (UDA)	16,034
Carry forward general activity (UDA)	0
18/19 Contracted orthodontic activity (UOA)	0
Carry forward orthodontic activity (UOA)	0
Baseline contract value	£379,640.36

### ACCESS\*

Patients seen in 24 months	Total	Change since previous quarter
Quarter ending March 2018	4,298	
Quarter ending June 2018	4,371	→
Quarter ending September 2018	4,480	↑
Quarter ending December 2018	4,631	↑
Quarter ending March 2019	4,728	↑
<b>Variance since March 2018</b>	<b>10.0%</b>	<b>↑</b>



### ACTIVITY



Adjusted Scheduled Activity (UDA)		
Month	2018	2019
April	577	497
May	1,762	1,563
June	2,844	2,536
July	4,461	4,175
August	5,542	5,353
September	6,560	6,299
October	7,647	7,489
November	9,008	8,613
December	9,980	9,512
January	10,900	10,772
February	12,537	11,890
March	14,224	13,224
April	15,049	13,933
May	15,055	13,937
June	15,059	13,938

### QUALITY

	Quantity	Base Number	Contract	AT	Region	England
% of FP17s for the same patient ID Re-attending within 3 months - Children	140	1,497	9.4%	12.2%	12.3%	11.8%
% of FP17s for the same patient ID Re-attending within 3 months - Adults	1,072	5,078	21.1%	16.2%	15.9%	15.7%
% of FP17s for the same patient ID Re-attending between 3 & 9 months - Children	756	1,497	50.5%	58.0%	60.2%	58.9%
% of FP17s for the same patient ID Re-attending between 3 & 9 months - Adults	2,379	5,078	46.8%	50.9%	53.0%	50.8%
% of FP17s for Band 1 Urgent Courses	881	6,147	14.3%	10.1%	9.1%	9.1%
% of FP17s Relating to Free Repair or Replacements	79	6,147	1.3%	0.8%	1.0%	0.8%
% of FP17s Relating to Continuations	76	6,147	1.2%	0.9%	1.0%	0.9%
% of Patients satisfied with the dentistry they have received	0	0	N/A	92.8%	93.2%	92.5%
% of Patients satisfied with the time they had to wait for an appointment	0	0	N/A	86.8%	88.1%	87.0%

\* This is based on patients treated on this contract for their most recent course of treatment.

Figures in italics indicate the base number of FP17s or Patient Questionnaire responses are less than 100. N/A is shown where the base number of responses is less than 10 during the period. % is calculated as Quantity/Base number\*100

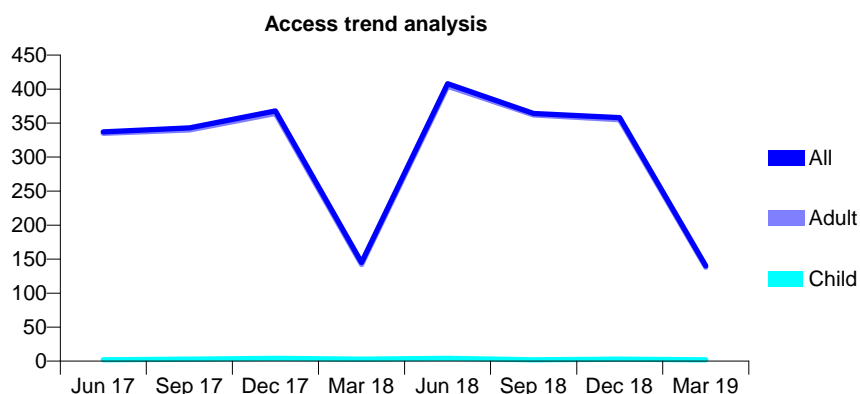
## Q46 - Vital Signs At a Glance Contract Report for 741582/0001 - Year end March 2019

Name or company name	Red Rose Dental Group
Contract type name	PDS Contract
Purpose of contract	General
Contract start date	01/09/2007
Contract end date	30/09/2019

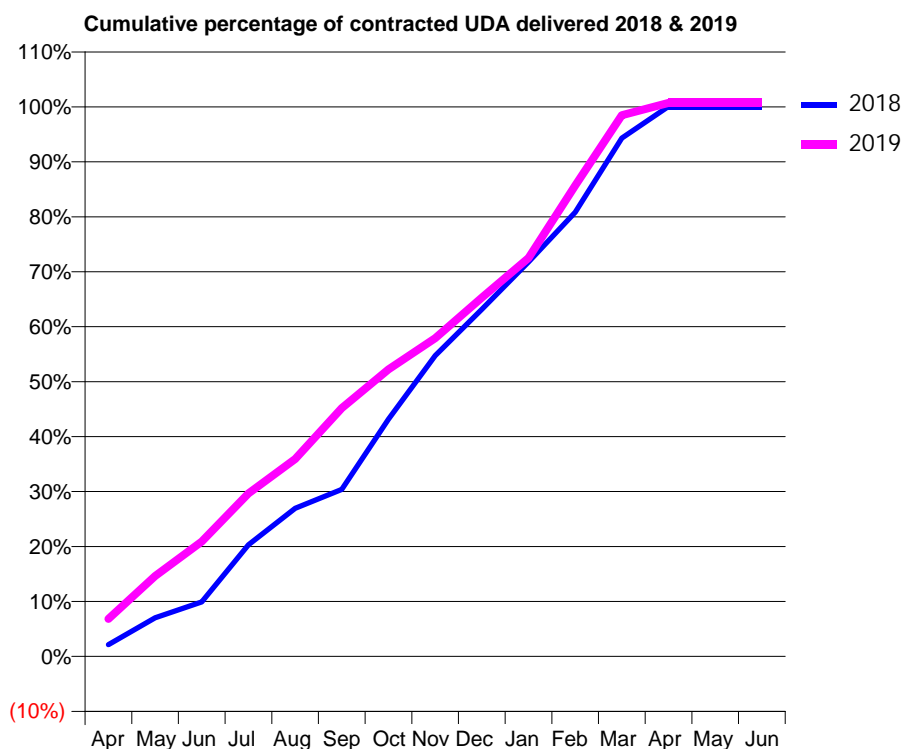
18/19 Contracted general activity (UDA)	1,392
Carry forward general activity (UDA)	0
18/19 Contracted orthodontic activity (UOA)	0
Carry forward orthodontic activity (UOA)	0
Baseline contract value	£257,783.48

### ACCESS\*

Patients seen in 24 months	Total	Change since previous quarter
Quarter ending March 2018	145	
Quarter ending June 2018	408	↑
Quarter ending September 2018	364	↓
Quarter ending December 2018	358	↓
Quarter ending March 2019	140	↓
<b>Variance since March 2018</b>	<b>(3.4%)</b>	<b>↓</b>



### ACTIVITY



Adjusted Scheduled Activity (UDA)		
Month	2018	2019
April	30	95
May	98	204
June	138	291
July	283	413
August	375	500
September	423	629
October	601	727
November	762	806
December	879	909
January	999	1,009
February	1,125	1,193
March	1,313	1,371
April	1,393	1,402
May	1,393	1,402
June	1,393	1,402

### QUALITY

	Quantity	Base Number	Contract	AT	Region	England
% of FP17s for the same patient ID Re-attending within 3 months - Children	0	8	0.0%	12.2%	12.3%	11.8%
% of FP17s for the same patient ID Re-attending within 3 months - Adults	20	523	3.8%	16.2%	15.9%	15.7%
% of FP17s for the same patient ID Re-attending between 3 & 9 months - Children	0	8	0.0%	58.0%	60.2%	58.9%
% of FP17s for the same patient ID Re-attending between 3 & 9 months - Adults	2	523	0.4%	50.9%	53.0%	50.8%
% of FP17s for Band 1 Urgent Courses	0	512	0.0%	10.1%	9.1%	9.1%
% of FP17s Relating to Free Repair or Replacements	0	512	0.0%	0.8%	1.0%	0.8%
% of FP17s Relating to Continuations	0	512	0.0%	0.9%	1.0%	0.9%
% of Patients satisfied with the dentistry they have received	0	0	N/A	92.8%	93.2%	92.5%
% of Patients satisfied with the time they had to wait for an appointment	0	0	N/A	86.8%	88.1%	87.0%

\* This is based on patients treated on this contract for their most recent course of treatment.

Figures in italics indicate the base number of FP17s or Patient Questionnaire responses are less than 100. N/A is shown where the base number of responses is less than 10 during the period. % is calculated as Quantity/Base number\*100

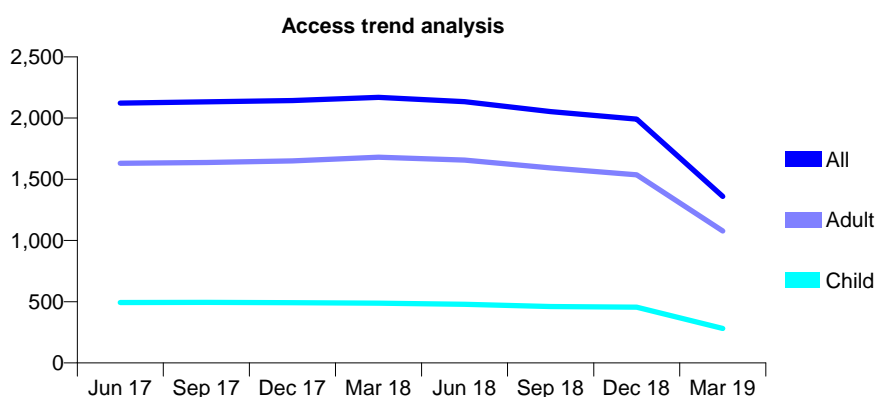
## Q46 - Vital Signs At a Glance Contract Report for 742422/0001 - Year end March 2019

Name or company name	Jayne Mason & Shaikh Farouk Ahmed
Contract type name	GDS Contract
Purpose of contract	General
Contract start date	01/04/2006
Contract end date	

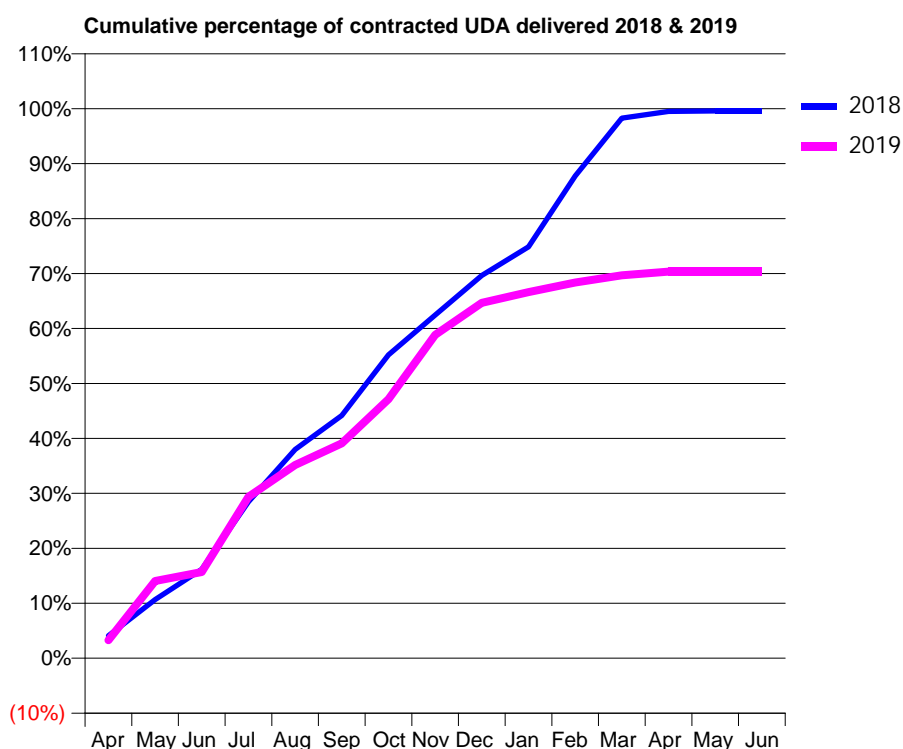
18/19 Contracted general activity (UDA)	7,226
Carry forward general activity (UDA)	31
18/19 Contracted orthodontic activity (UOA)	0
Carry forward orthodontic activity (UOA)	0
Baseline contract value	£177,302.09

### ACCESS\*

Patients seen in 24 months	Total	Change since previous quarter
Quarter ending March 2018	2,169	
Quarter ending June 2018	2,135	↓
Quarter ending September 2018	2,053	↓
Quarter ending December 2018	1,992	↓
Quarter ending March 2019	1,360	↓
<b>Variance since March 2018</b>	<b>(37.3%)</b>	<b>↓</b>



### ACTIVITY



Adjusted Scheduled Activity (UDA)		
Month	2018	2019
April	296	238
May	771	1,016
June	1,170	1,133
July	2,057	2,123
August	2,745	2,542
September	3,193	2,826
October	3,989	3,407
November	4,513	4,252
December	5,033	4,672
January	5,410	4,814
February	6,342	4,940
March	7,102	5,036
April	7,189	5,082
May	7,195	5,082
June	7,195	5,082

### QUALITY

	Quantity	Base Number	Contract	AT	Region	England
% of FP17s for the same patient ID Re-attending within 3 months - Children	32	522	6.1%	12.2%	12.3%	11.8%
% of FP17s for the same patient ID Re-attending within 3 months - Adults	213	1,771	12.0%	16.2%	15.9%	15.7%
% of FP17s for the same patient ID Re-attending between 3 & 9 months - Children	316	522	60.5%	58.0%	60.2%	58.9%
% of FP17s for the same patient ID Re-attending between 3 & 9 months - Adults	1,004	1,771	56.7%	50.9%	53.0%	50.8%
% of FP17s for Band 1 Urgent Courses	160	2,260	7.1%	10.1%	9.1%	9.1%
% of FP17s Relating to Free Repair or Replacements	65	2,260	2.9%	0.8%	1.0%	0.8%
% of FP17s Relating to Continuations	23	2,260	1.0%	0.9%	1.0%	0.9%
% of Patients satisfied with the dentistry they have received	0	0	N/A	92.8%	93.2%	92.5%
% of Patients satisfied with the time they had to wait for an appointment	0	0	N/A	86.8%	88.1%	87.0%

\* This is based on patients treated on this contract for their most recent course of treatment.

Figures in italics indicate the base number of FP17s or Patient Questionnaire responses are less than 100. N/A is shown where the base number of responses is less than 10 during the period. % is calculated as Quantity/Base number\*100

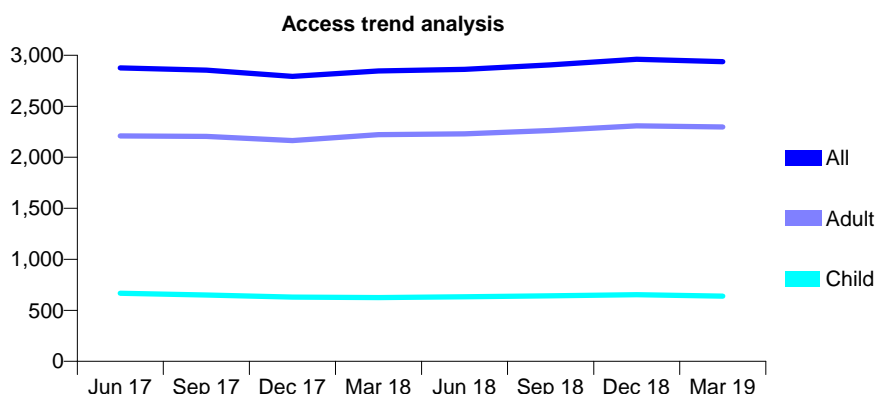
## Q46 - Vital Signs At a Glance Contract Report for 746428/0001 - Year end March 2019

Name or company name	MR EH BURKE
Contract type name	GDS Contract
Purpose of contract	General
Contract start date	01/03/2015
Contract end date	

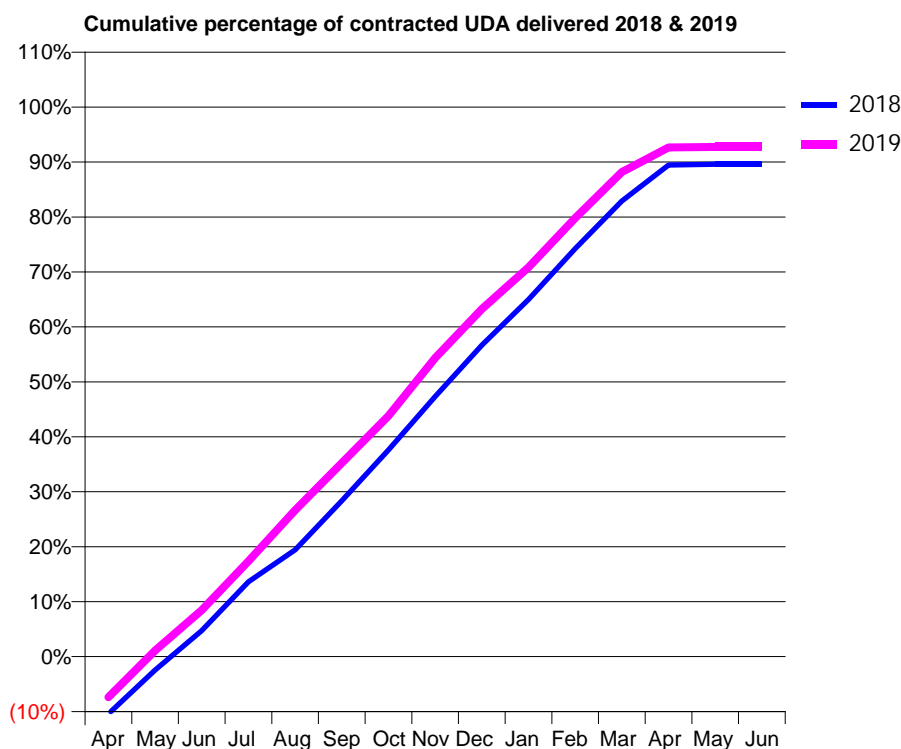
18/19 Contracted general activity (UDA)	8,718
Carry forward general activity (UDA)	-907
18/19 Contracted orthodontic activity (UOA)	0
Carry forward orthodontic activity (UOA)	0
Baseline contract value	£282,073.55

### ACCESS\*

Patients seen in 24 months	Total	Change since previous quarter
Quarter ending March 2018	2,847	
Quarter ending June 2018	2,862	→
Quarter ending September 2018	2,906	→
Quarter ending December 2018	2,961	→
Quarter ending March 2019	2,938	→
<b>Variance since March 2018</b>	<b>3.2%</b>	<b>↑</b>



### ACTIVITY



Adjusted Scheduled Activity (UDA)		
Month	2018	2019
April	-908	-644
May	-212	99
June	413	737
July	1,188	1,514
August	1,696	2,324
September	2,473	3,072
October	3,278	3,819
November	4,126	4,740
December	4,939	5,513
January	5,666	6,177
February	6,474	6,958
March	7,225	7,688
April	7,799	8,079
May	7,811	8,085
June	7,811	8,085

### QUALITY

	Quantity	Base Number	Contract	AT	Region	England
% of FP17s for the same patient ID Re-attending within 3 months - Children	67	1,130	5.9%	12.2%	12.3%	11.8%
% of FP17s for the same patient ID Re-attending within 3 months - Adults	576	3,667	15.7%	16.2%	15.9%	15.7%
% of FP17s for the same patient ID Re-attending between 3 & 9 months - Children	813	1,130	71.9%	58.0%	60.2%	58.9%
% of FP17s for the same patient ID Re-attending between 3 & 9 months - Adults	2,191	3,667	59.7%	50.9%	53.0%	50.8%
% of FP17s for Band 1 Urgent Courses	251	4,764	5.3%	10.1%	9.1%	9.1%
% of FP17s Relating to Free Repair or Replacements	37	4,764	0.8%	0.8%	1.0%	0.8%
% of FP17s Relating to Continuations	78	4,764	1.6%	0.9%	1.0%	0.9%
% of Patients satisfied with the dentistry they have received	2	2	N/A	92.8%	93.2%	92.5%
% of Patients satisfied with the time they had to wait for an appointment	1	2	N/A	86.8%	88.1%	87.0%

\* This is based on patients treated on this contract for their most recent course of treatment.

Figures in italics indicate the base number of FP17s or Patient Questionnaire responses are less than 100. N/A is shown where the base number of responses is less than 10 during the period. % is calculated as Quantity/Base number\*100

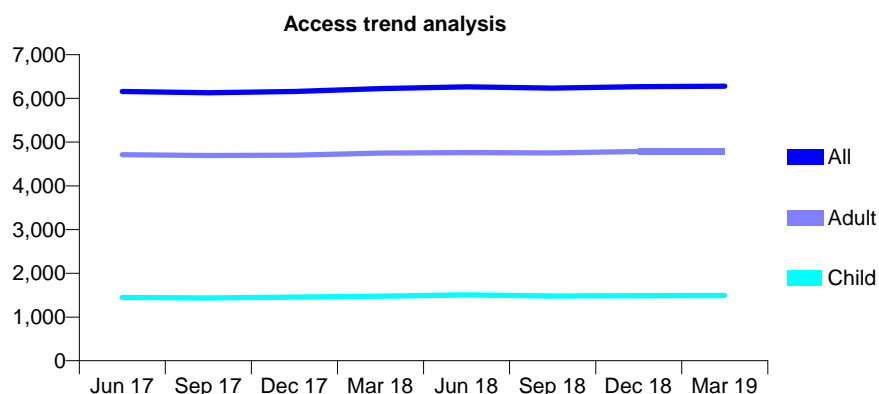
## Q46 - Vital Signs At a Glance Contract Report for 749389/0001 - Year end March 2019

Name or company name	MR PJ HUGHES
Contract type name	GDS Contract
Purpose of contract	General
Contract start date	01/02/2008
Contract end date	

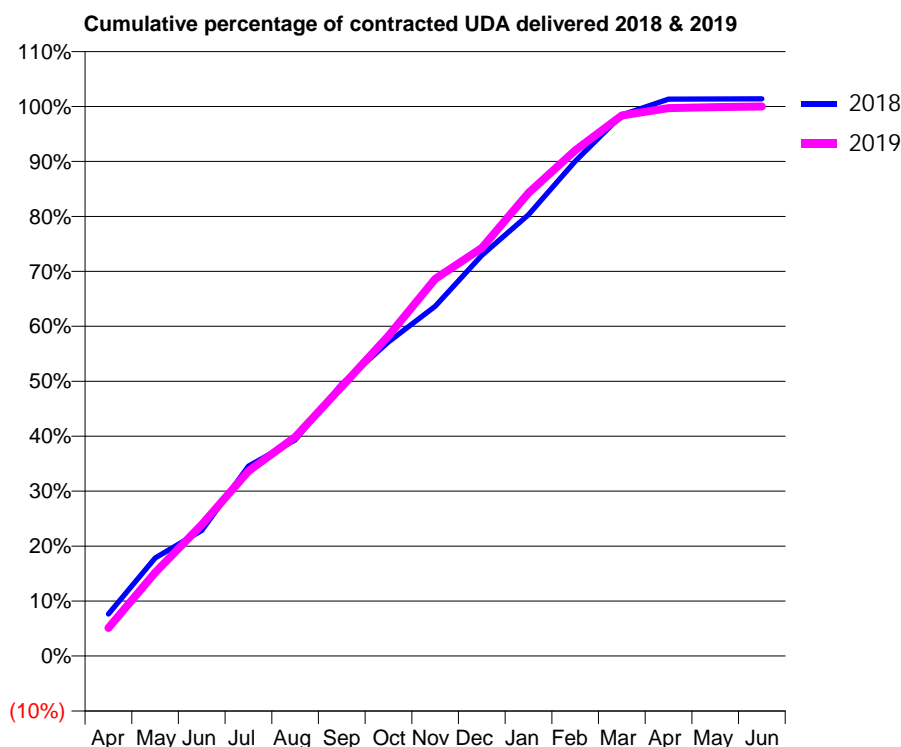
18/19 Contracted general activity (UDA)	15,643
Carry forward general activity (UDA)	-216
18/19 Contracted orthodontic activity (UOA)	0
Carry forward orthodontic activity (UOA)	0
Baseline contract value	£431,339.60

### ACCESS\*

Patients seen in 24 months	Total	Change since previous quarter
Quarter ending March 2018	6,225	
Quarter ending June 2018	6,264	→
Quarter ending September 2018	6,237	→
Quarter ending December 2018	6,271	→
Quarter ending March 2019	6,280	→
<b>Variance since March 2018</b>	<b>0.9%</b>	<b>→</b>



### ACTIVITY



Adjusted Scheduled Activity (UDA)		
Month	2018	2019
April	1,198	801
May	2,793	2,376
June	3,574	3,736
July	5,409	5,265
August	6,151	6,235
September	7,741	7,669
October	8,940	9,112
November	9,954	10,734
December	11,406	11,613
January	12,564	13,183
February	14,081	14,392
March	15,399	15,386
April	15,852	15,597
May	15,856	15,624
June	15,859	15,641

### QUALITY

	Quantity	Base Number	Contract	AT	Region	England
% of FP17s for the same patient ID Re-attending within 3 months - Children	129	2,312	5.6%	12.2%	12.3%	11.8%
% of FP17s for the same patient ID Re-attending within 3 months - Adults	1,043	6,796	15.3%	16.2%	15.9%	15.7%
% of FP17s for the same patient ID Re-attending between 3 & 9 months - Children	1,527	2,312	66.0%	58.0%	60.2%	58.9%
% of FP17s for the same patient ID Re-attending between 3 & 9 months - Adults	3,182	6,796	46.8%	50.9%	53.0%	50.8%
% of FP17s for Band 1 Urgent Courses	566	9,045	6.3%	10.1%	9.1%	9.1%
% of FP17s Relating to Free Repair or Replacements	199	9,045	2.2%	0.8%	1.0%	0.8%
% of FP17s Relating to Continuations	83	9,045	0.9%	0.9%	1.0%	0.9%
% of Patients satisfied with the dentistry they have received	2	2	N/A	92.8%	93.2%	92.5%
% of Patients satisfied with the time they had to wait for an appointment	1	2	N/A	86.8%	88.1%	87.0%

\* This is based on patients treated on this contract for their most recent course of treatment.

Figures in italics indicate the base number of FP17s or Patient Questionnaire responses are less than 100. N/A is shown where the base number of responses is less than 10 during the period. % is calculated as Quantity/Base number\*100



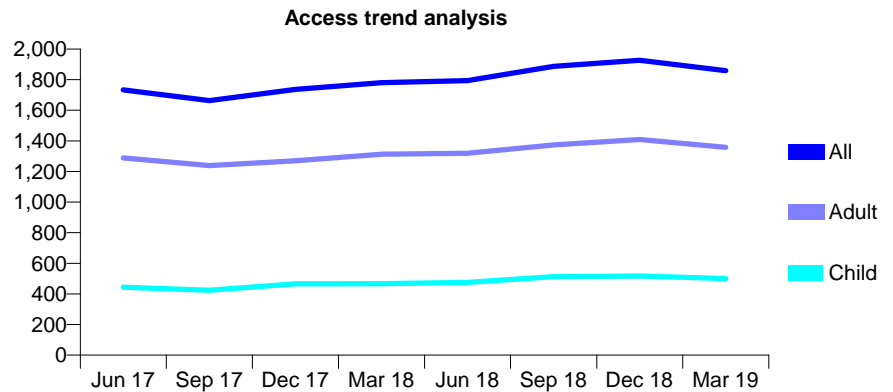
## Q46 - Vital Signs At a Glance Contract Report for 749656/0004 - Year end March 2019

Name or company name	MR R HUNTER-JAMES
Contract type name	GDS Contract
Purpose of contract	General
Contract start date	01/04/2006
Contract end date	

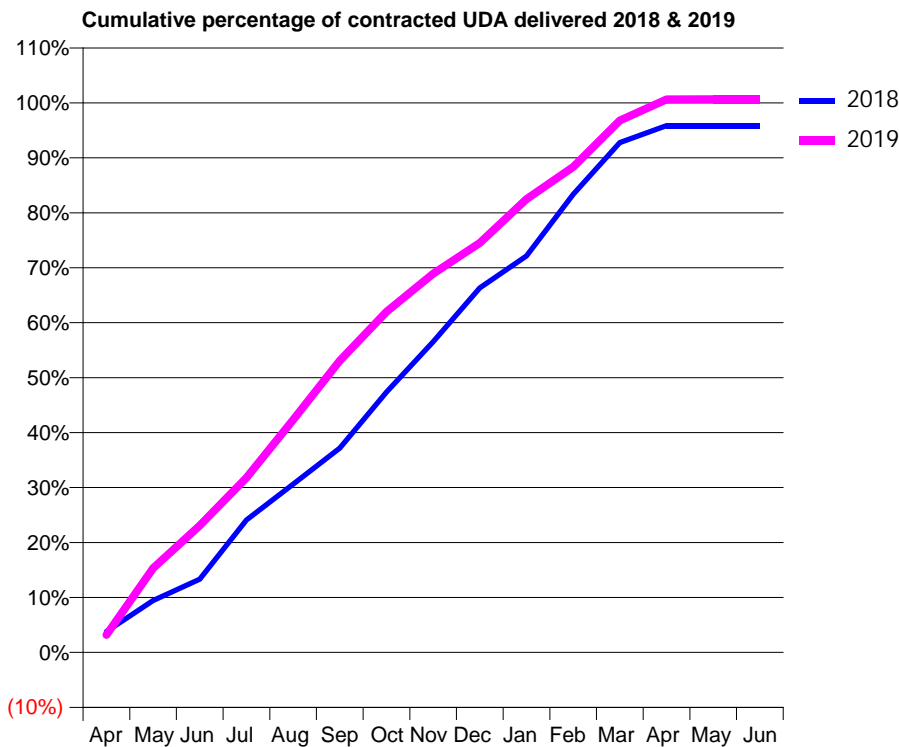
18/19 Contracted general activity (UDA)	5,777
Carry forward general activity (UDA)	240
18/19 Contracted orthodontic activity (UOA)	0
Carry forward orthodontic activity (UOA)	0
Baseline contract value	£158,861.10

### ACCESS\*

Patients seen in 24 months	Total	Change since previous quarter
Quarter ending March 2018	1,780	
Quarter ending June 2018	1,794	→
Quarter ending September 2018	1,887	↑
Quarter ending December 2018	1,926	↑
Quarter ending March 2019	1,859	↓
<b>Variance since March 2018</b>	<b>4.4%</b>	<b>↑</b>



### ACTIVITY



Adjusted Scheduled Activity (UDA)		
Month	2018	2019
April	219	185
May	546	885
June	771	1,334
July	1,393	1,837
August	1,770	2,446
September	2,148	3,067
October	2,737	3,581
November	3,265	3,982
December	3,832	4,304
January	4,169	4,765
February	4,817	5,104
March	5,359	5,592
April	5,537	5,813
May	5,537	5,816
June	5,537	5,816

### QUALITY

	Quantity	Base Number	Contract	AT	Region	England
% of FP17s for the same patient ID Re-attending within 3 months - Children	74	790	9.4%	12.2%	12.3%	11.8%
% of FP17s for the same patient ID Re-attending within 3 months - Adults	309	1,859	16.6%	16.2%	15.9%	15.7%
% of FP17s for the same patient ID Re-attending between 3 & 9 months - Children	428	790	54.2%	58.0%	60.2%	58.9%
% of FP17s for the same patient ID Re-attending between 3 & 9 months - Adults	737	1,859	39.6%	50.9%	53.0%	50.8%
% of FP17s for Band 1 Urgent Courses	270	2,655	10.2%	10.1%	9.1%	9.1%
% of FP17s Relating to Free Repair or Replacements	24	2,655	0.9%	0.8%	1.0%	0.8%
% of FP17s Relating to Continuations	30	2,655	1.1%	0.9%	1.0%	0.9%
% of Patients satisfied with the dentistry they have received	0	0	N/A	92.8%	93.2%	92.5%
% of Patients satisfied with the time they had to wait for an appointment	0	0	N/A	86.8%	88.1%	87.0%

\* This is based on patients treated on this contract for their most recent course of treatment.

Figures in italics indicate the base number of FP17s or Patient Questionnaire responses are less than 100. N/A is shown where the base number of responses is less than 10 during the period. % is calculated as Quantity/Base number\*100

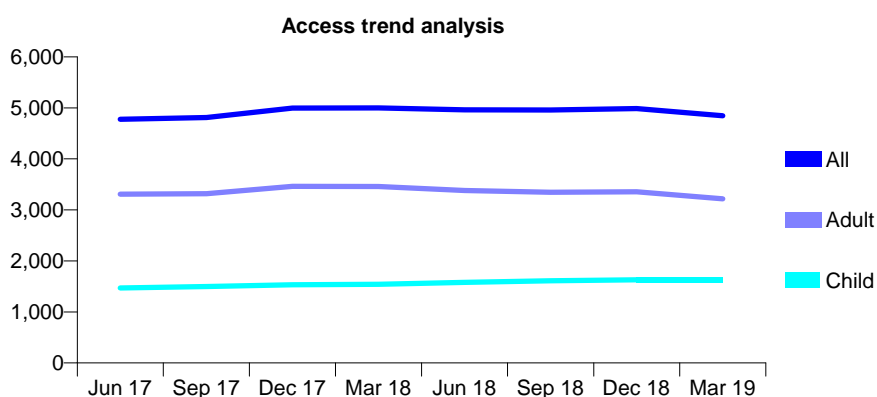
## Q46 - Vital Signs At a Glance Contract Report for 755931/0003 - Year end March 2019

Name or company name	MISS R DHARIWAL
Contract type name	GDS Contract
Purpose of contract	General
Contract start date	07/12/2009
Contract end date	

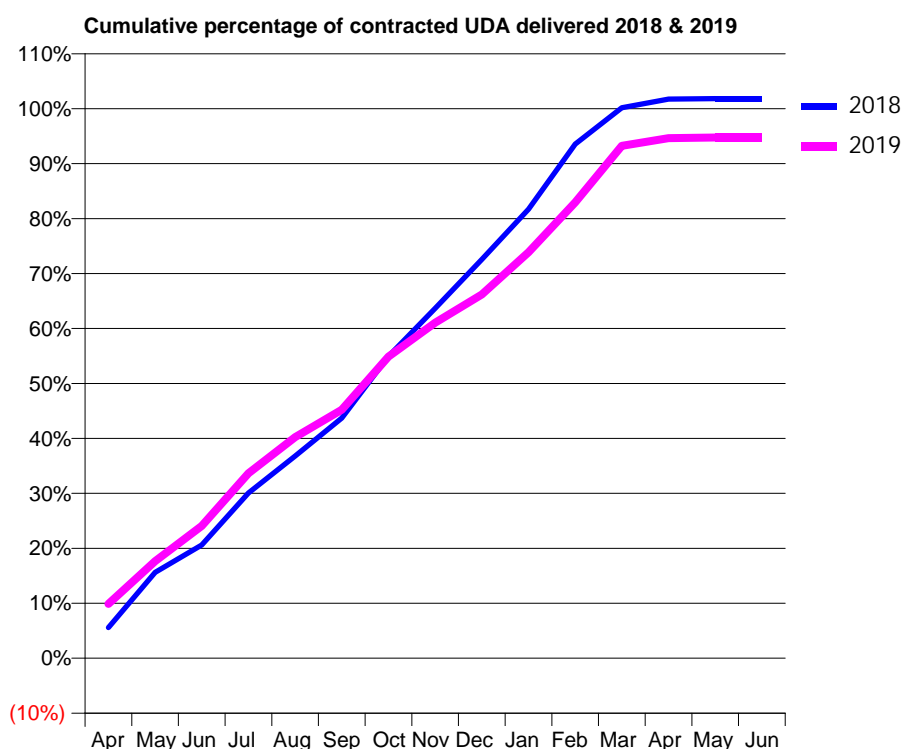
18/19 Contracted general activity (UDA)	13,345
Carry forward general activity (UDA)	-244
18/19 Contracted orthodontic activity (UOA)	0
Carry forward orthodontic activity (UOA)	0
Baseline contract value	£335,511.31

### ACCESS\*

Patients seen in 24 months	Total	Change since previous quarter
Quarter ending March 2018	5,000	
Quarter ending June 2018	4,962	→
Quarter ending September 2018	4,959	→
Quarter ending December 2018	4,987	→
Quarter ending March 2019	4,847	↓
<b>Variance since March 2018</b>	<b>(3.1%)</b>	<b>↓</b>



### ACTIVITY



Adjusted Scheduled Activity (UDA)		
Month	2018	2019
April	746	1,321
May	2,088	2,355
June	2,750	3,211
July	4,014	4,489
August	4,913	5,368
September	5,830	6,036
October	7,329	7,323
November	8,497	8,146
December	9,683	8,834
January	10,901	9,858
February	12,485	11,070
March	13,366	12,440
April	13,578	12,629
May	13,589	12,645
June	13,589	12,645

### QUALITY

	Quantity	Base Number	Contract	AT	Region	England
% of FP17s for the same patient ID Re-attending within 3 months - Children	667	3,375	19.8%	12.2%	12.3%	11.8%
% of FP17s for the same patient ID Re-attending within 3 months - Adults	323	2,861	11.3%	16.2%	15.9%	15.7%
% of FP17s for the same patient ID Re-attending between 3 & 9 months - Children	2,012	3,375	59.6%	58.0%	60.2%	58.9%
% of FP17s for the same patient ID Re-attending between 3 & 9 months - Adults	1,112	2,861	38.9%	50.9%	53.0%	50.8%
% of FP17s for Band 1 Urgent Courses	443	6,273	7.1%	10.1%	9.1%	9.1%
% of FP17s Relating to Free Repair or Replacements	24	6,273	0.4%	0.8%	1.0%	0.8%
% of FP17s Relating to Continuations	97	6,273	1.5%	0.9%	1.0%	0.9%
% of Patients satisfied with the dentistry they have received	0	0	N/A	92.8%	93.2%	92.5%
% of Patients satisfied with the time they had to wait for an appointment	0	0	N/A	86.8%	88.1%	87.0%

\* This is based on patients treated on this contract for their most recent course of treatment.

Figures in italics indicate the base number of FP17s or Patient Questionnaire responses are less than 100. N/A is shown where the base number of responses is less than 10 during the period. % is calculated as Quantity/Base number\*100

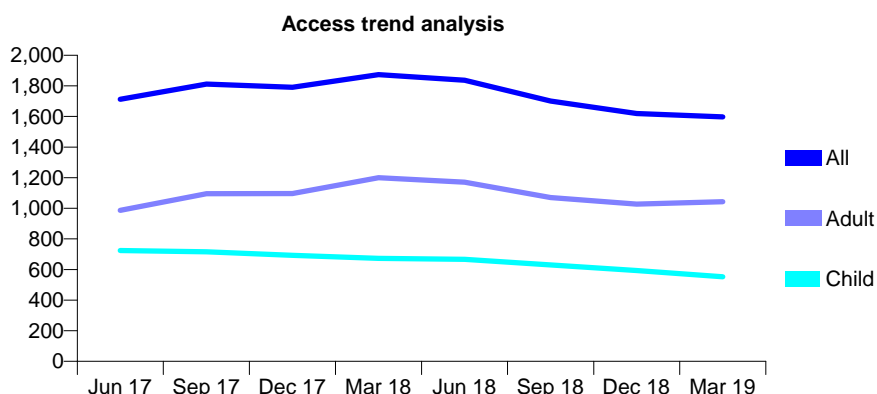
## Q46 - Vital Signs At a Glance Contract Report for 755931/0006 - Year end March 2019

Name or company name	MISS R DHARIWAL
Contract type name	GDS Contract
Purpose of contract	General
Contract start date	01/02/2012
Contract end date	

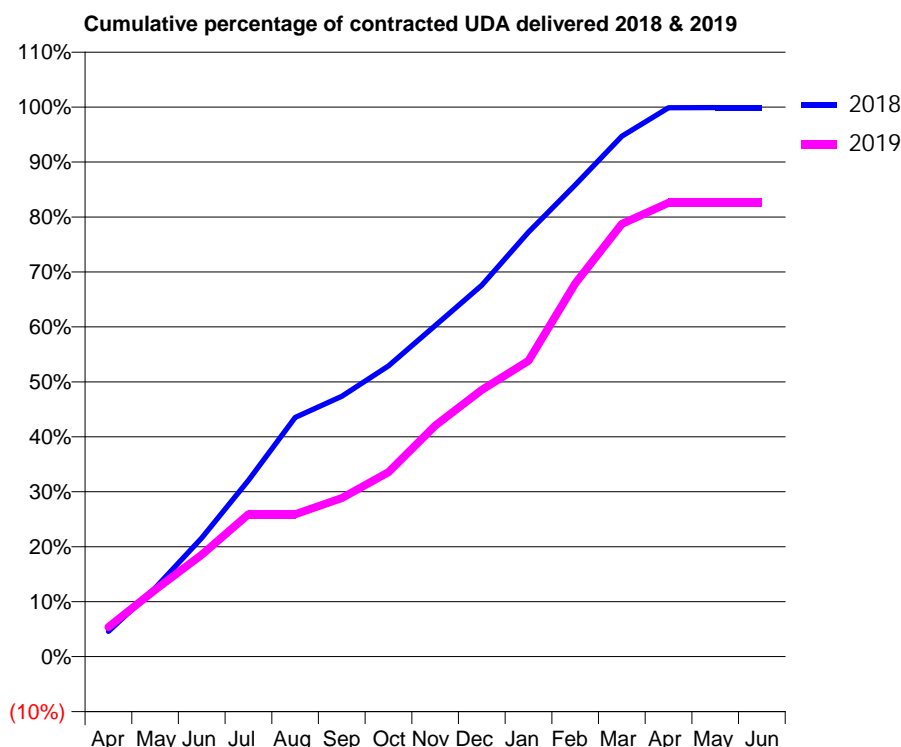
18/19 Contracted general activity (UDA)	4,340
Carry forward general activity (UDA)	4
18/19 Contracted orthodontic activity (UOA)	0
Carry forward orthodontic activity (UOA)	0
Baseline contract value	£109,119.38

### ACCESS\*

Patients seen in 24 months	Total	Change since previous quarter
Quarter ending March 2018	1,873	
Quarter ending June 2018	1,837	↓
Quarter ending September 2018	1,701	↓
Quarter ending December 2018	1,620	↓
Quarter ending March 2019	1,597	↓
<b>Variance since March 2018</b>	<b>(14.7%)</b>	<b>↓</b>



### ACTIVITY



Adjusted Scheduled Activity (UDA)		
Month	2018	2019
April	199	234
May	542	528
June	937	805
July	1,393	1,125
August	1,889	1,125
September	2,056	1,252
October	2,296	1,457
November	2,614	1,825
December	2,932	2,106
January	3,353	2,336
February	3,725	2,947
March	4,110	3,417
April	4,335	3,583
May	4,336	3,583
June	4,336	3,583

### QUALITY

	Quantity	Base Number	Contract	AT	Region	England
% of FP17s for the same patient ID Re-attending within 3 months - Children	37	699	5.3%	12.2%	12.3%	11.8%
% of FP17s for the same patient ID Re-attending within 3 months - Adults	120	983	12.2%	16.2%	15.9%	15.7%
% of FP17s for the same patient ID Re-attending between 3 & 9 months - Children	420	699	60.1%	58.0%	60.2%	58.9%
% of FP17s for the same patient ID Re-attending between 3 & 9 months - Adults	363	983	36.9%	50.9%	53.0%	50.8%
% of FP17s for Band 1 Urgent Courses	162	1,632	9.9%	10.1%	9.1%	9.1%
% of FP17s Relating to Free Repair or Replacements	2	1,632	0.1%	0.8%	1.0%	0.8%
% of FP17s Relating to Continuations	20	1,632	1.2%	0.9%	1.0%	0.9%
% of Patients satisfied with the dentistry they have received	0	0	N/A	92.8%	93.2%	92.5%
% of Patients satisfied with the time they had to wait for an appointment	0	0	N/A	86.8%	88.1%	87.0%

\* This is based on patients treated on this contract for their most recent course of treatment.  
 Figures in *italics* indicate the base number of FP17s or Patient Questionnaire responses are less than 100. N/A is shown where the base number of responses is less than 10 during the period. % is calculated as Quantity/Base number\*100

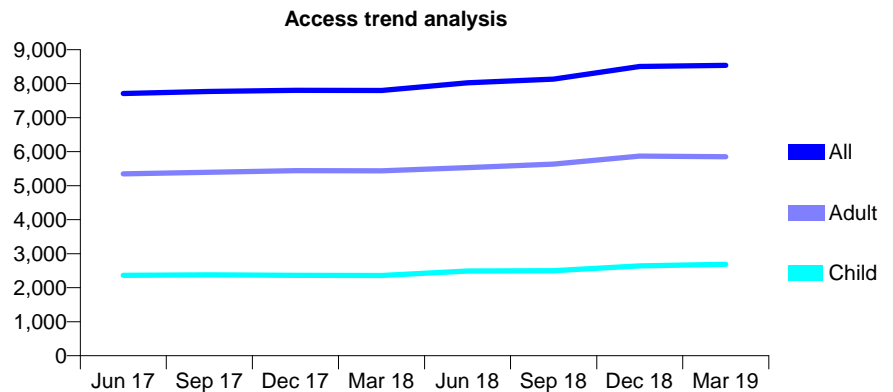
## Q46 - Vital Signs At a Glance Contract Report for 755931/0008 - Year end March 2019

Name or company name	MISS R DHARIWAL
Contract type name	GDS Contract
Purpose of contract	General
Contract start date	01/02/2014
Contract end date	

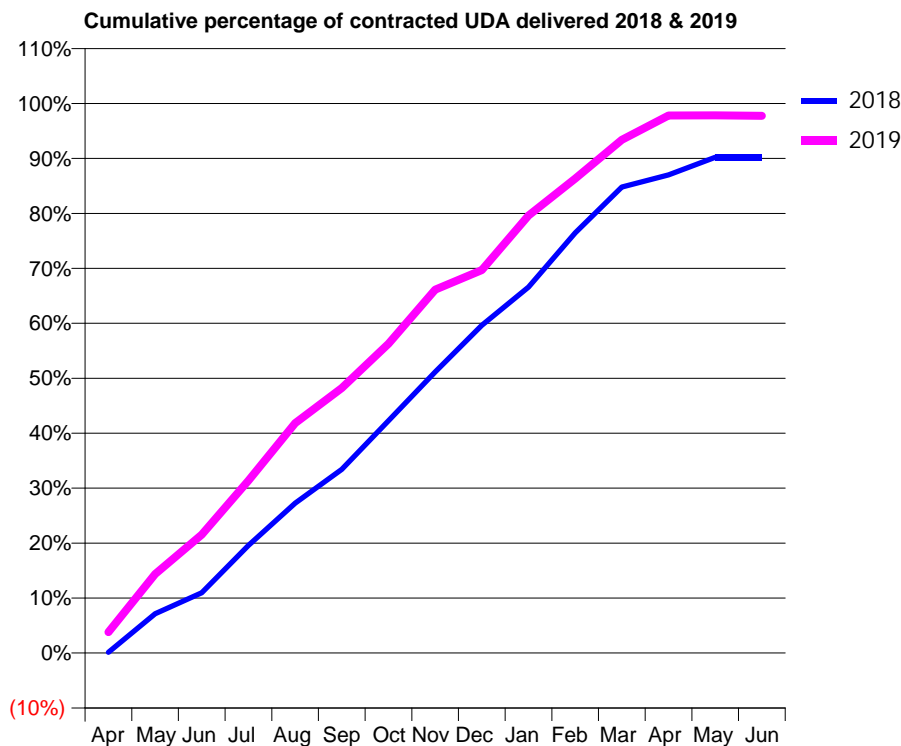
18/19 Contracted general activity (UDA)	22,713
Carry forward general activity (UDA)	0
18/19 Contracted orthodontic activity (UOA)	0
Carry forward orthodontic activity (UOA)	0
Baseline contract value	£649,069.25

### ACCESS\*

Patients seen in 24 months	Total	Change since previous quarter
Quarter ending March 2018	7,799	
Quarter ending June 2018	8,024	↑
Quarter ending September 2018	8,136	→
Quarter ending December 2018	8,508	↑
Quarter ending March 2019	8,540	→
<b>Variance since March 2018</b>	<b>9.5%</b>	<b>↑</b>



### ACTIVITY



Adjusted Scheduled Activity (UDA)		
Month	2018	2019
April	31	860
May	1,625	3,265
June	2,494	4,890
July	4,453	7,129
August	6,195	9,502
September	7,591	10,946
October	9,607	12,785
November	11,623	15,018
December	13,548	15,824
January	15,128	18,080
February	17,366	19,606
March	19,256	21,208
April	19,761	22,217
May	20,488	22,218
June	20,489	22,204

### QUALITY

	Quantity	Base Number	Contract	AT	Region	England
% of FP17s for the same patient ID Re-attending within 3 months - Children	308	3,956	7.8%	12.2%	12.3%	11.8%
% of FP17s for the same patient ID Re-attending within 3 months - Adults	931	6,923	13.4%	16.2%	15.9%	15.7%
% of FP17s for the same patient ID Re-attending between 3 & 9 months - Children	2,175	3,956	55.0%	58.0%	60.2%	58.9%
% of FP17s for the same patient ID Re-attending between 3 & 9 months - Adults	3,194	6,923	46.1%	50.9%	53.0%	50.8%
% of FP17s for Band 1 Urgent Courses	1,484	10,633	14.0%	10.1%	9.1%	9.1%
% of FP17s Relating to Free Repair or Replacements	7	10,633	0.1%	0.8%	1.0%	0.8%
% of FP17s Relating to Continuations	28	10,633	0.3%	0.9%	1.0%	0.9%
% of Patients satisfied with the dentistry they have received	1	1	N/A	92.8%	93.2%	92.5%
% of Patients satisfied with the time they had to wait for an appointment	1	1	N/A	86.8%	88.1%	87.0%

\* This is based on patients treated on this contract for their most recent course of treatment.

Figures in italics indicate the base number of FP17s or Patient Questionnaire responses are less than 100. N/A is shown where the base number of responses is less than 10 during the period. % is calculated as Quantity/Base number\*100

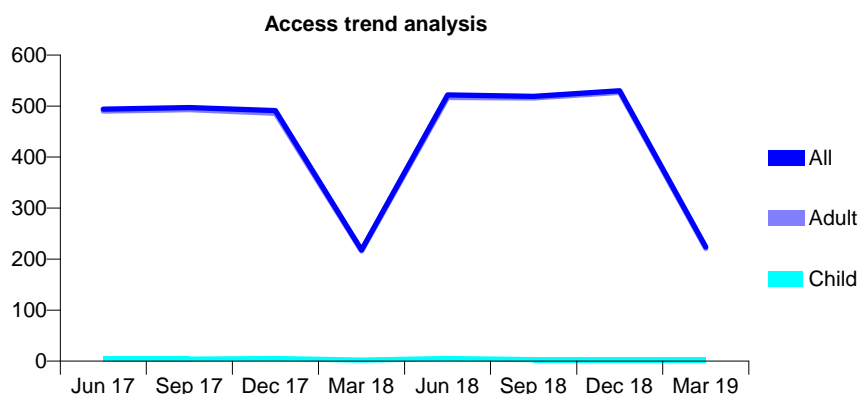
## Q46 - Vital Signs At a Glance Contract Report for 755982/0001 - Year end March 2019

Name or company name	Al-Kassab / Sapong
Contract type name	GDS Contract
Purpose of contract	General
Contract start date	01/04/2006
Contract end date	

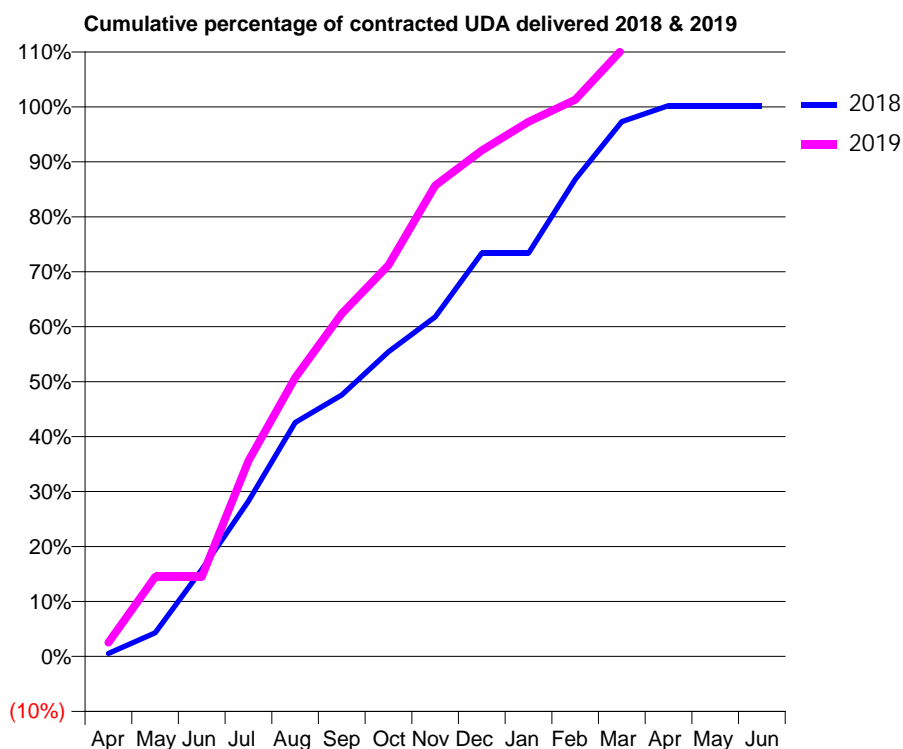
18/19 Contracted general activity (UDA)	1,461
Carry forward general activity (UDA)	-3
18/19 Contracted orthodontic activity (UOA)	0
Carry forward orthodontic activity (UOA)	0
Baseline contract value	£84,954.27

### ACCESS\*

Patients seen in 24 months	Total	Change since previous quarter
Quarter ending March 2018	218	
Quarter ending June 2018	522	↑
Quarter ending September 2018	519	→
Quarter ending December 2018	530	↑
Quarter ending March 2019	224	↓
<b>Variance since March 2018</b>	<b>2.8%</b>	<b>↑</b>



### ACTIVITY



Adjusted Scheduled Activity (UDA)		
Month	2018	2019
April	8	37
May	63	211
June	231	211
July	413	520
August	622	741
September	695	911
October	810	1,040
November	903	1,252
December	1,072	1,345
January	1,072	1,421
February	1,268	1,480
March	1,422	1,613
April	1,464	1,676
May	1,464	1,676
June	1,464	1,676

### QUALITY

	Quantity	Base Number	Contract	AT	Region	England
% of FP17s for the same patient ID Re-attending within 3 months - Children	0	5	0.0%	12.2%	12.3%	11.8%
% of FP17s for the same patient ID Re-attending within 3 months - Adults	4	613	0.7%	16.2%	15.9%	15.7%
% of FP17s for the same patient ID Re-attending between 3 & 9 months - Children	0	5	0.0%	58.0%	60.2%	58.9%
% of FP17s for the same patient ID Re-attending between 3 & 9 months - Adults	4	613	0.7%	50.9%	53.0%	50.8%
% of FP17s for Band 1 Urgent Courses	0	629	0.0%	10.1%	9.1%	9.1%
% of FP17s Relating to Free Repair or Replacements	0	629	0.0%	0.8%	1.0%	0.8%
% of FP17s Relating to Continuations	0	629	0.0%	0.9%	1.0%	0.9%
% of Patients satisfied with the dentistry they have received	0	0	N/A	92.8%	93.2%	92.5%
% of Patients satisfied with the time they had to wait for an appointment	0	0	N/A	86.8%	88.1%	87.0%

\* This is based on patients treated on this contract for their most recent course of treatment. Figures in italics indicate the base number of FP17s or Patient Questionnaire responses are less than 100. N/A is shown where the base number of responses is less than 10 during the period. % is calculated as Quantity/Base number\*100

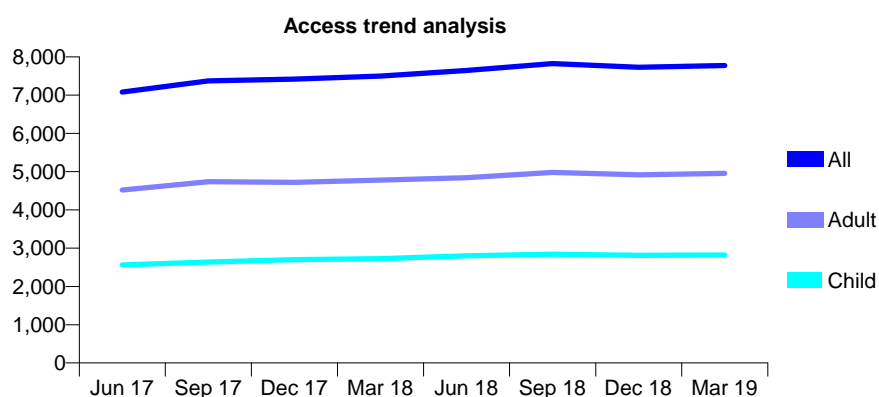
## Q46 - Vital Signs At a Glance Contract Report for 757799/0001 - Year end March 2019

Name or company name	MR N JAVEID
Contract type name	GDS Contract
Purpose of contract	General
Contract start date	02/06/2010
Contract end date	

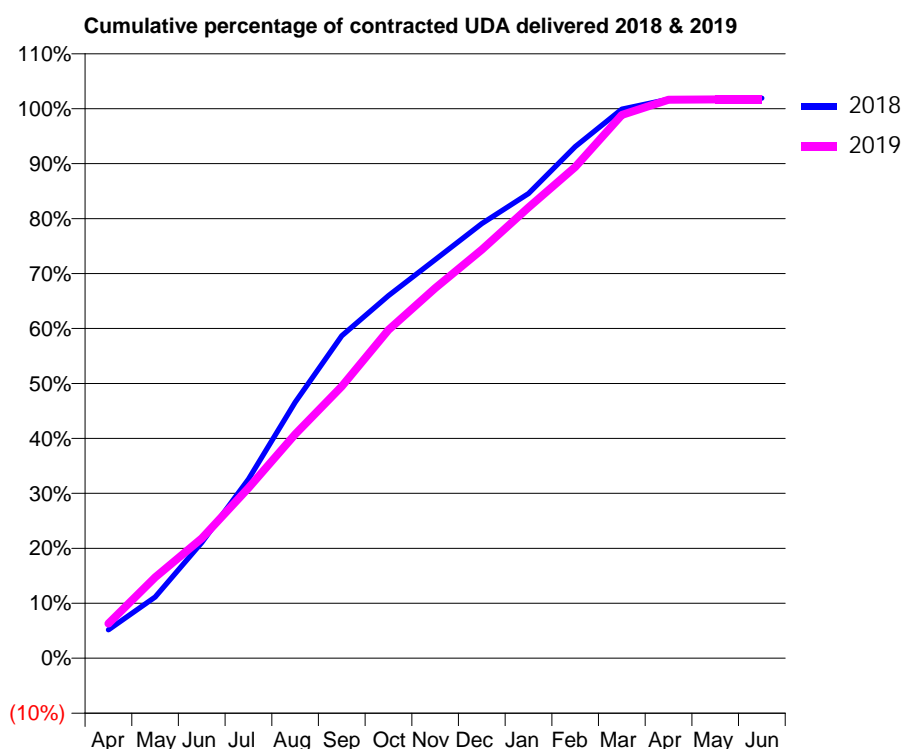
18/19 Contracted general activity (UDA)	31,087
Carry forward general activity (UDA)	-595
18/19 Contracted orthodontic activity (UOA)	0
Carry forward orthodontic activity (UOA)	0
Baseline contract value	£1,068,440.90

### ACCESS\*

Patients seen in 24 months	Total	Change since previous quarter
Quarter ending March 2018	7,501	
Quarter ending June 2018	7,646	→
Quarter ending September 2018	7,824	↑
Quarter ending December 2018	7,728	↓
Quarter ending March 2019	7,775	→
<b>Variance since March 2018</b>	<b>3.7%</b>	<b>↑</b>



### ACTIVITY



Adjusted Scheduled Activity (UDA)		
Month	2018	2019
April	1,612	1,956
May	3,464	4,576
June	6,543	6,776
July	10,125	9,631
August	14,480	12,673
September	18,237	15,378
October	20,506	18,567
November	22,544	20,940
December	24,578	23,110
January	26,288	25,502
February	28,945	27,791
March	31,058	30,729
April	31,616	31,589
May	31,654	31,607
June	31,682	31,613

### QUALITY

	Quantity	Base Number	Contract	AT	Region	England
% of FP17s for the same patient ID Re-attending within 3 months - Children	339	3,884	8.7%	12.2%	12.3%	11.8%
% of FP17s for the same patient ID Re-attending within 3 months - Adults	1,217	5,978	20.4%	16.2%	15.9%	15.7%
% of FP17s for the same patient ID Re-attending between 3 & 9 months - Children	1,984	3,884	51.1%	58.0%	60.2%	58.9%
% of FP17s for the same patient ID Re-attending between 3 & 9 months - Adults	2,102	5,978	35.2%	50.9%	53.0%	50.8%
% of FP17s for Band 1 Urgent Courses	1,459	9,864	14.8%	10.1%	9.1%	9.1%
% of FP17s Relating to Free Repair or Replacements	79	9,864	0.8%	0.8%	1.0%	0.8%
% of FP17s Relating to Continuations	21	9,864	0.2%	0.9%	1.0%	0.9%
% of Patients satisfied with the dentistry they have received	3	4	N/A	92.8%	93.2%	92.5%
% of Patients satisfied with the time they had to wait for an appointment	4	4	N/A	86.8%	88.1%	87.0%

\* This is based on patients treated on this contract for their most recent course of treatment.

Figures in italics indicate the base number of FP17s or Patient Questionnaire responses are less than 100. N/A is shown where the base number of responses is less than 10 during the period. % is calculated as Quantity/Base number\*100

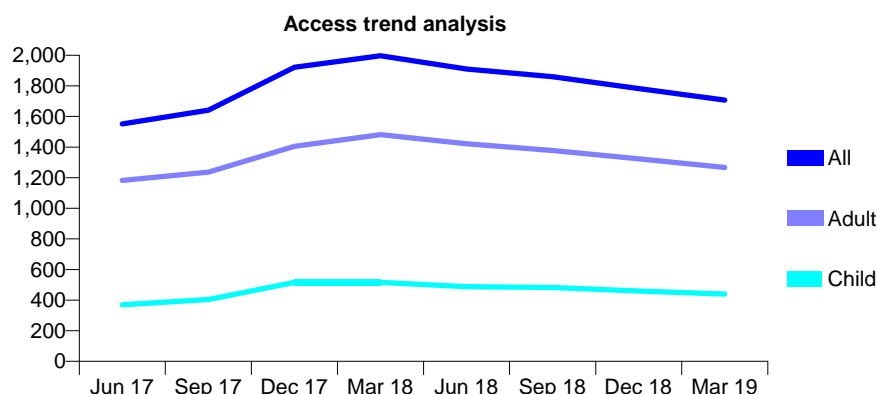
## Q46 - Vital Signs At a Glance Contract Report for 760927/0002 - Year end March 2019

Name or company name	MRS DL CAIL
Contract type name	GDS Contract
Purpose of contract	General
Contract start date	01/04/2006
Contract end date	

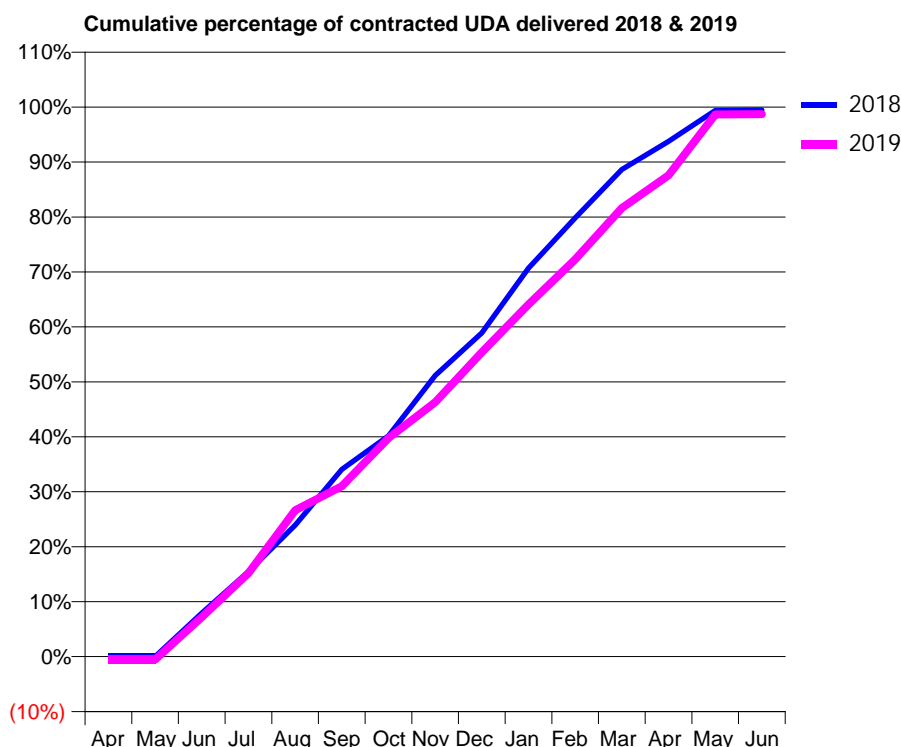
18/19 Contracted general activity (UDA)	5,376
Carry forward general activity (UDA)	29
18/19 Contracted orthodontic activity (UOA)	0
Carry forward orthodontic activity (UOA)	0
Baseline contract value	£121,310.44

### ACCESS\*

Patients seen in 24 months	Total	Change since previous quarter
Quarter ending March 2018	1,997	
Quarter ending June 2018	1,910	↓
Quarter ending September 2018	1,860	↓
Quarter ending December 2018	1,783	↓
Quarter ending March 2019	1,707	↓
<b>Variance since March 2018</b>	<b>(14.5%)</b>	<b>↓</b>



### ACTIVITY



Adjusted Scheduled Activity (UDA)		
Month	2018	2019
April	0	-29
May	0	-29
June	424	385
July	832	815
August	1,286	1,432
September	1,830	1,666
October	2,159	2,138
November	2,749	2,489
December	3,166	2,977
January	3,801	3,444
February	4,292	3,887
March	4,765	4,388
April	5,041	4,709
May	5,342	5,304
June	5,347	5,306

### QUALITY

	Quantity	Base Number	Contract	AT	Region	England
% of FP17s for the same patient ID Re-attending within 3 months - Children	34	588	5.8%	12.2%	12.3%	11.8%
% of FP17s for the same patient ID Re-attending within 3 months - Adults	144	1,466	9.8%	16.2%	15.9%	15.7%
% of FP17s for the same patient ID Re-attending between 3 & 9 months - Children	309	588	52.6%	58.0%	60.2%	58.9%
% of FP17s for the same patient ID Re-attending between 3 & 9 months - Adults	692	1,466	47.2%	50.9%	53.0%	50.8%
% of FP17s for Band 1 Urgent Courses	32	2,212	1.4%	10.1%	9.1%	9.1%
% of FP17s Relating to Free Repair or Replacements	27	2,212	1.2%	0.8%	1.0%	0.8%
% of FP17s Relating to Continuations	10	2,212	0.5%	0.9%	1.0%	0.9%
% of Patients satisfied with the dentistry they have received	3	3	N/A	92.8%	93.2%	92.5%
% of Patients satisfied with the time they had to wait for an appointment	2	3	N/A	86.8%	88.1%	87.0%

\* This is based on patients treated on this contract for their most recent course of treatment.  
 Figures in *italics* indicate the base number of FP17s or Patient Questionnaire responses are less than 100. N/A is shown where the base number of responses is less than 10 during the period. % is calculated as Quantity/Base number\*100



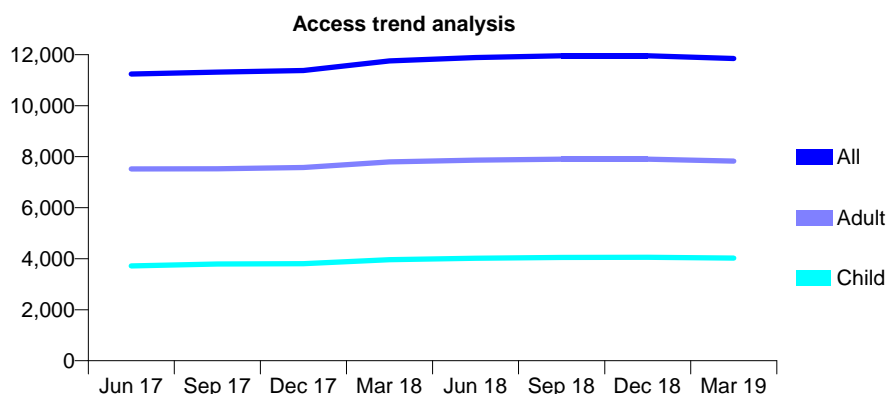
## Q46 - Vital Signs At a Glance Contract Report for 764582/0001 - Year end March 2019

Name or company name	MRS SC ROCHFORD
Contract type name	GDS Contract
Purpose of contract	General
Contract start date	01/04/2006
Contract end date	

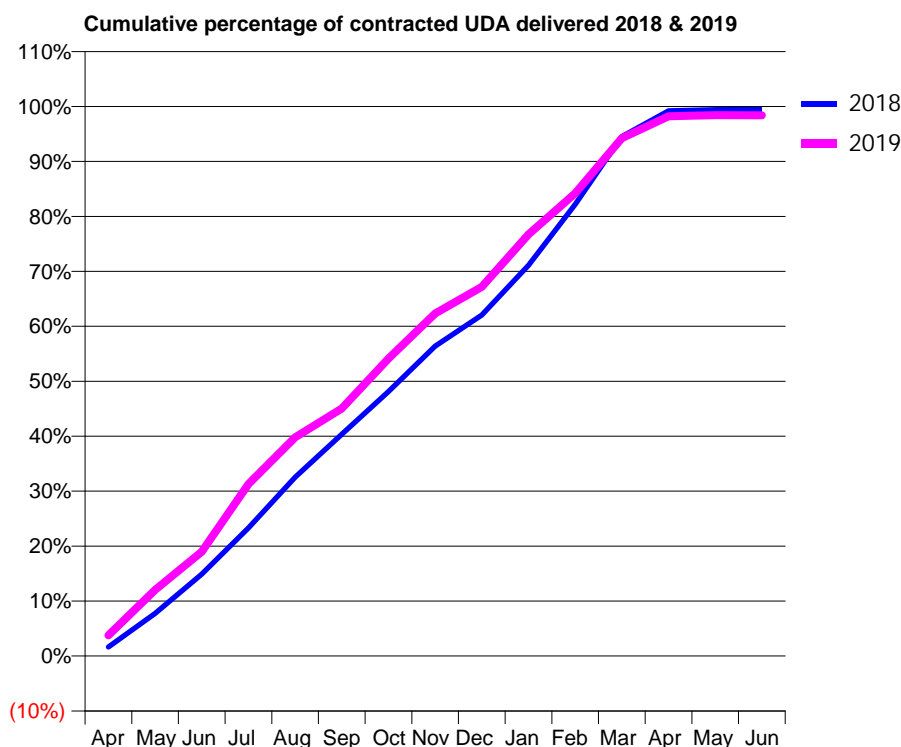
18/19 Contracted general activity (UDA)	33,180
Carry forward general activity (UDA)	155
18/19 Contracted orthodontic activity (UOA)	0
Carry forward orthodontic activity (UOA)	0
Baseline contract value	£842,460.32

### ACCESS\*

Patients seen in 24 months	Total	Change since previous quarter
Quarter ending March 2018	11,756	
Quarter ending June 2018	11,886	→
Quarter ending September 2018	11,955	→
Quarter ending December 2018	11,957	→
Quarter ending March 2019	11,852	→
<b>Variance since March 2018</b>	<b>0.8%</b>	<b>→</b>



### ACTIVITY



Adjusted Scheduled Activity (UDA)		
Month	2018	2019
April	555	1,255
May	2,581	4,000
June	4,948	6,298
July	7,737	10,380
August	10,800	13,208
September	13,384	14,944
October	15,973	17,959
November	18,719	20,677
December	20,587	22,289
January	23,593	25,456
February	27,276	27,944
March	31,355	31,260
April	32,919	32,591
May	32,982	32,652
June	32,982	32,650

### QUALITY

	Quantity	Base Number	Contract	AT	Region	England
% of FP17s for the same patient ID Re-attending within 3 months - Children	544	5,738	9.5%	12.2%	12.3%	11.8%
% of FP17s for the same patient ID Re-attending within 3 months - Adults	1,578	9,798	16.1%	16.2%	15.9%	15.7%
% of FP17s for the same patient ID Re-attending between 3 & 9 months - Children	3,201	5,738	55.8%	58.0%	60.2%	58.9%
% of FP17s for the same patient ID Re-attending between 3 & 9 months - Adults	4,283	9,798	43.7%	50.9%	53.0%	50.8%
% of FP17s for Band 1 Urgent Courses	1,671	15,423	10.8%	10.1%	9.1%	9.1%
% of FP17s Relating to Free Repair or Replacements	142	15,423	0.9%	0.8%	1.0%	0.8%
% of FP17s Relating to Continuations	54	15,423	0.4%	0.9%	1.0%	0.9%
% of Patients satisfied with the dentistry they have received	2	2	N/A	92.8%	93.2%	92.5%
% of Patients satisfied with the time they had to wait for an appointment	2	2	N/A	86.8%	88.1%	87.0%

\* This is based on patients treated on this contract for their most recent course of treatment.

Figures in italics indicate the base number of FP17s or Patient Questionnaire responses are less than 100. N/A is shown where the base number of responses is less than 10 during the period. % is calculated as Quantity/Base number\*100

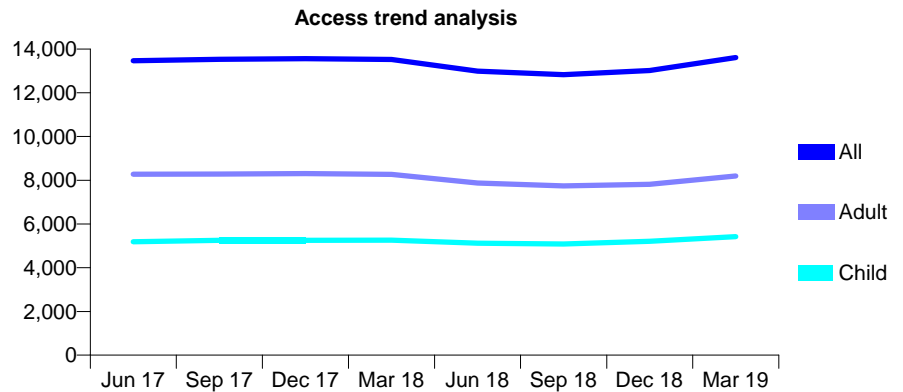
## Q46 - Vital Signs At a Glance Contract Report for 764582/0002 - Year end March 2019

Name or company name	MRS SC ROCHFORD
Contract type name	GDS Contract
Purpose of contract	General
Contract start date	01/04/2006
Contract end date	

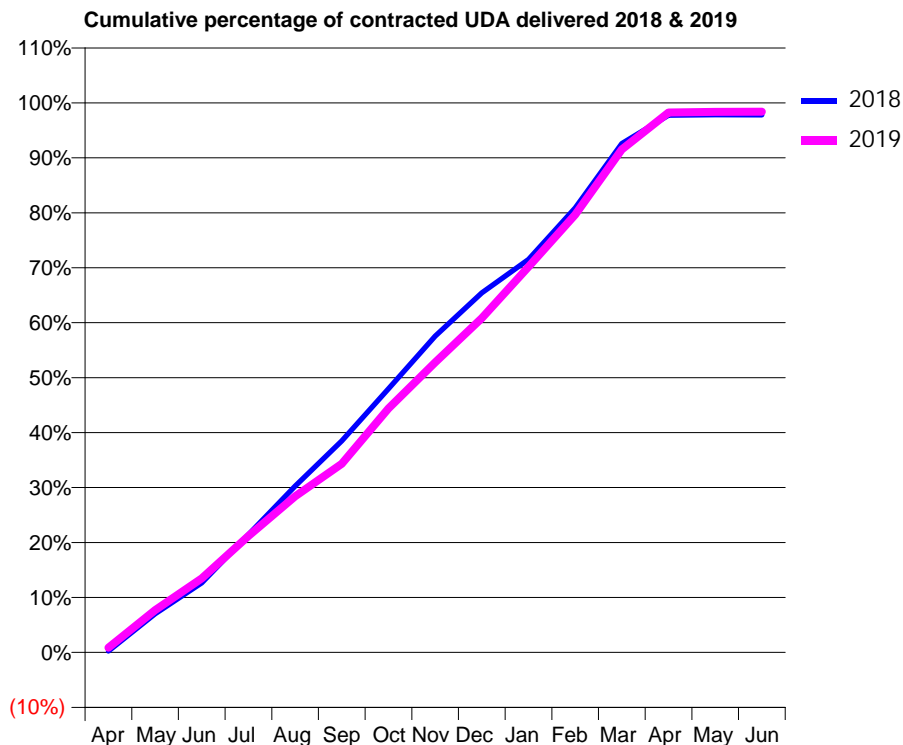
18/19 Contracted general activity (UDA)	41,734
Carry forward general activity (UDA)	915
18/19 Contracted orthodontic activity (UOA)	0
Carry forward orthodontic activity (UOA)	0
Baseline contract value	£1,116,428.38

### ACCESS\*

Patients seen in 24 months	Total	Change since previous quarter
Quarter ending March 2018	13,527	
Quarter ending June 2018	12,990	↓
Quarter ending September 2018	12,824	↓
Quarter ending December 2018	13,018	→
Quarter ending March 2019	13,615	↑
<b>Variance since March 2018</b>	<b>0.7%</b>	<b>→</b>



### ACTIVITY



Adjusted Scheduled Activity (UDA)		
Month	2018	2019
April	107	362
May	2,939	3,211
June	5,283	5,622
July	8,953	8,851
August	12,635	11,858
September	16,063	14,321
October	20,029	18,524
November	24,025	22,033
December	27,311	25,383
January	29,843	29,285
February	33,761	33,240
March	38,646	38,201
April	40,797	41,000
May	40,825	41,054
June	40,819	41,057

### QUALITY

	Quantity	Base Number	Contract	AT	Region	England
% of FP17s for the same patient ID Re-attending within 3 months - Children	654	7,580	8.6%	12.2%	12.3%	11.8%
% of FP17s for the same patient ID Re-attending within 3 months - Adults	1,748	10,914	16.0%	16.2%	15.9%	15.7%
% of FP17s for the same patient ID Re-attending between 3 & 9 months - Children	3,828	7,580	50.5%	58.0%	60.2%	58.9%
% of FP17s for the same patient ID Re-attending between 3 & 9 months - Adults	4,811	10,914	44.1%	50.9%	53.0%	50.8%
% of FP17s for Band 1 Urgent Courses	2,072	18,642	11.1%	10.1%	9.1%	9.1%
% of FP17s Relating to Free Repair or Replacements	104	18,642	0.6%	0.8%	1.0%	0.8%
% of FP17s Relating to Continuations	86	18,642	0.5%	0.9%	1.0%	0.9%
% of Patients satisfied with the dentistry they have received	1	2	N/A	92.8%	93.2%	92.5%
% of Patients satisfied with the time they had to wait for an appointment	1	2	N/A	86.8%	88.1%	87.0%

\* This is based on patients treated on this contract for their most recent course of treatment.

Figures in italics indicate the base number of FP17s or Patient Questionnaire responses are less than 100. N/A is shown where the base number of responses is less than 10 during the period. % is calculated as Quantity/Base number\*100

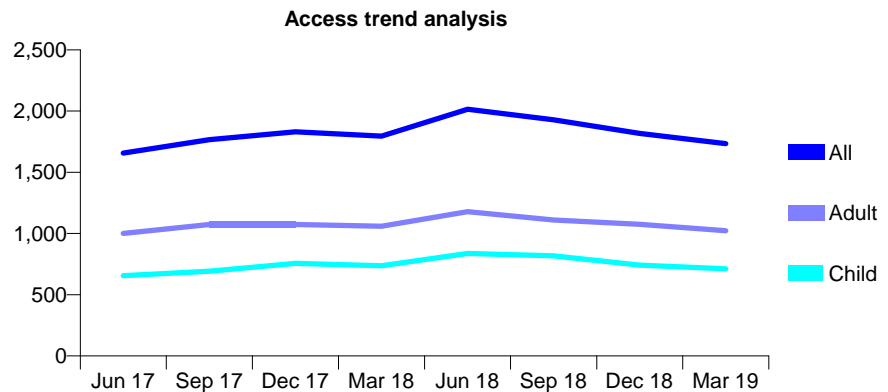
## Q46 - Vital Signs At a Glance Contract Report for 764582/0005 - Year end March 2019

Name or company name	MRS SC ROCHFORD
Contract type name	GDS Contract
Purpose of contract	General
Contract start date	01/12/2015
Contract end date	

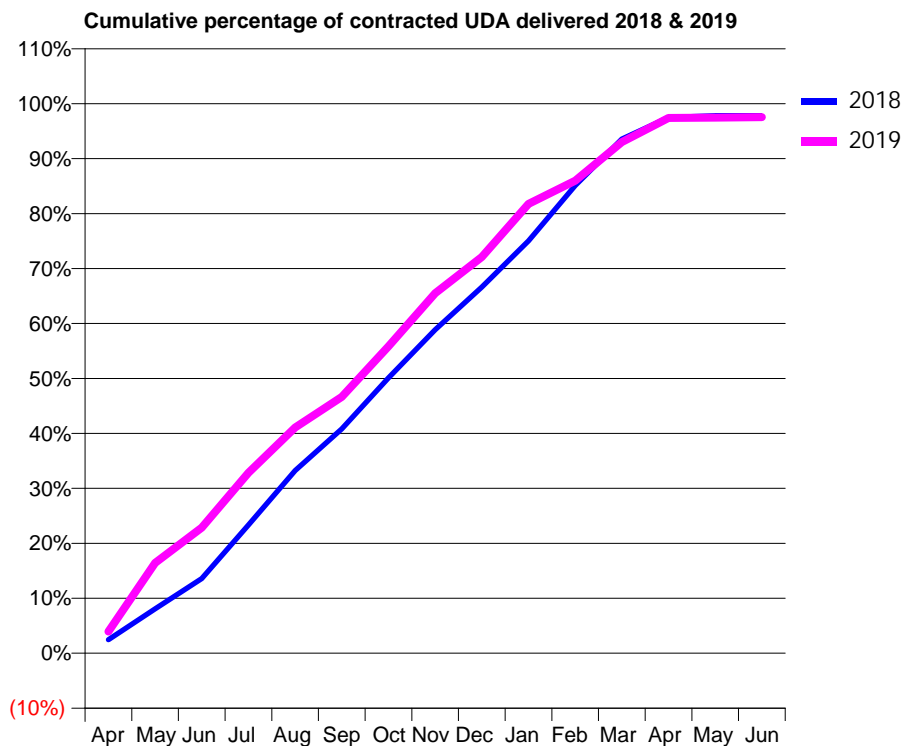
18/19 Contracted general activity (UDA)	5,611
Carry forward general activity (UDA)	122
18/19 Contracted orthodontic activity (UOA)	0
Carry forward orthodontic activity (UOA)	0
Baseline contract value	£187,157.92

### ACCESS\*

Patients seen in 24 months	Total	Change since previous quarter
Quarter ending March 2018	1,796	
Quarter ending June 2018	2,015	↑
Quarter ending September 2018	1,929	↓
Quarter ending December 2018	1,818	↓
Quarter ending March 2019	1,734	↓
<b>Variance since March 2018</b>	<b>(3.5%)</b>	<b>↓</b>



### ACTIVITY



Adjusted Scheduled Activity (UDA)		
Month	2018	2019
April	139	221
May	454	922
June	763	1,282
July	1,309	1,843
August	1,865	2,305
September	2,291	2,617
October	2,811	3,134
November	3,304	3,676
December	3,739	4,045
January	4,210	4,588
February	4,775	4,825
March	5,250	5,218
April	5,470	5,465
May	5,489	5,469
June	5,489	5,472

### QUALITY

	Quantity	Base Number	Contract	AT	Region	England
% of FP17s for the same patient ID Re-attending within 3 months - Children	41	1,101	3.7%	12.2%	12.3%	11.8%
% of FP17s for the same patient ID Re-attending within 3 months - Adults	122	1,362	9.0%	16.2%	15.9%	15.7%
% of FP17s for the same patient ID Re-attending between 3 & 9 months - Children	397	1,101	36.1%	58.0%	60.2%	58.9%
% of FP17s for the same patient ID Re-attending between 3 & 9 months - Adults	438	1,362	32.2%	50.9%	53.0%	50.8%
% of FP17s for Band 1 Urgent Courses	222	2,488	8.9%	10.1%	9.1%	9.1%
% of FP17s Relating to Free Repair or Replacements	15	2,488	0.6%	0.8%	1.0%	0.8%
% of FP17s Relating to Continuations	11	2,488	0.4%	0.9%	1.0%	0.9%
% of Patients satisfied with the dentistry they have received	1	1	N/A	92.8%	93.2%	92.5%
% of Patients satisfied with the time they had to wait for an appointment	1	1	N/A	86.8%	88.1%	87.0%

\* This is based on patients treated on this contract for their most recent course of treatment. Figures in italics indicate the base number of FP17s or Patient Questionnaire responses are less than 100. N/A is shown where the base number of responses is less than 10 during the period. % is calculated as Quantity/Base number\*100

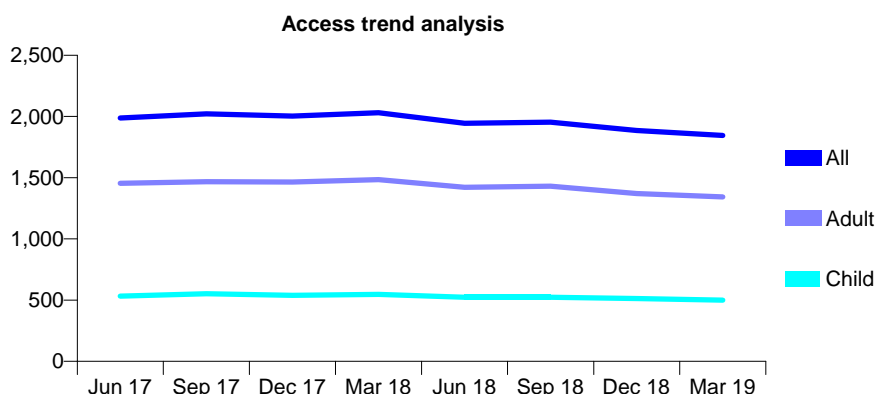
## Q46 - Vital Signs At a Glance Contract Report for 765635/0001 - Year end March 2019

Name or company name	MR R ROKNI
Contract type name	GDS Contract
Purpose of contract	General
Contract start date	01/04/2006
Contract end date	

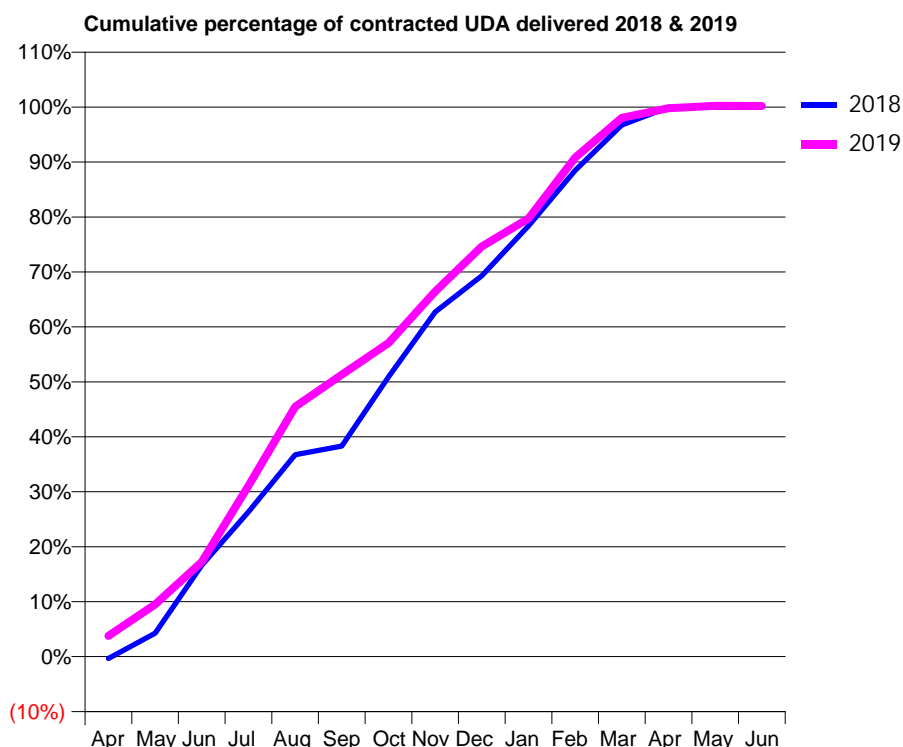
18/19 Contracted general activity (UDA)	11,289
Carry forward general activity (UDA)	-4
18/19 Contracted orthodontic activity (UOA)	0
Carry forward orthodontic activity (UOA)	0
Baseline contract value	£296,523.38

### ACCESS\*

Patients seen in 24 months	Total	Change since previous quarter
Quarter ending March 2018	2,031	
Quarter ending June 2018	1,945	↓
Quarter ending September 2018	1,954	→
Quarter ending December 2018	1,885	↓
Quarter ending March 2019	1,845	↓
<b>Variance since March 2018</b>	<b>(9.2%)</b>	<b>↓</b>



### ACTIVITY



Adjusted Scheduled Activity (UDA)		
Month	2018	2019
April	-41	425
May	481	1,076
June	1,874	1,943
July	2,975	3,509
August	4,145	5,133
September	4,324	5,793
October	5,745	6,442
November	7,081	7,503
December	7,824	8,424
January	8,851	9,001
February	9,989	10,253
March	10,921	11,066
April	11,284	11,266
May	11,293	11,312
June	11,293	11,311

### QUALITY

	Quantity	Base Number	Contract	AT	Region	England
% of FP17s for the same patient ID Re-attending within 3 months - Children	93	677	13.7%	12.2%	12.3%	11.8%
% of FP17s for the same patient ID Re-attending within 3 months - Adults	442	1,833	24.1%	16.2%	15.9%	15.7%
% of FP17s for the same patient ID Re-attending between 3 & 9 months - Children	366	677	54.1%	58.0%	60.2%	58.9%
% of FP17s for the same patient ID Re-attending between 3 & 9 months - Adults	846	1,833	46.2%	50.9%	53.0%	50.8%
% of FP17s for Band 1 Urgent Courses	375	2,448	15.3%	10.1%	9.1%	9.1%
% of FP17s Relating to Free Repair or Replacements	2	2,448	0.1%	0.8%	1.0%	0.8%
% of FP17s Relating to Continuations	18	2,448	0.7%	0.9%	1.0%	0.9%
% of Patients satisfied with the dentistry they have received	5	5	N/A	92.8%	93.2%	92.5%
% of Patients satisfied with the time they had to wait for an appointment	5	5	N/A	86.8%	88.1%	87.0%

\* This is based on patients treated on this contract for their most recent course of treatment.  
 Figures in *italics* indicate the base number of FP17s or Patient Questionnaire responses are less than 100. N/A is shown where the base number of responses is less than 10 during the period. % is calculated as Quantity/Base number\*100

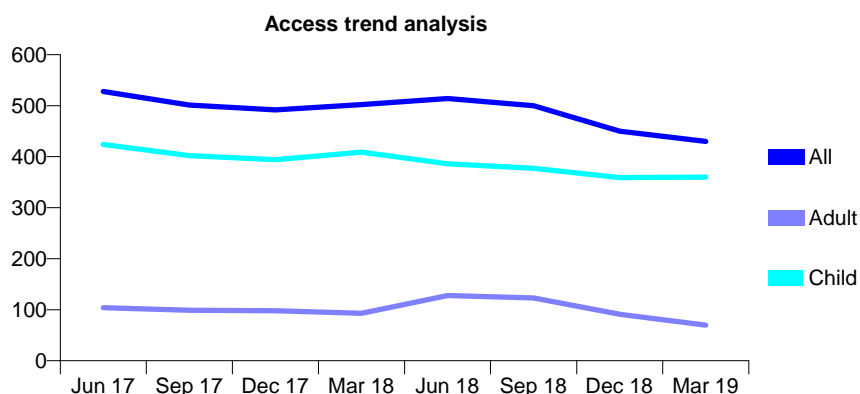
## Q46 - Vital Signs At a Glance Contract Report for 766224/0001 - Year end March 2019

Name or company name	MR SM KHONSARY
Contract type name	GDS Contract
Purpose of contract	General
Contract start date	01/04/2006
Contract end date	

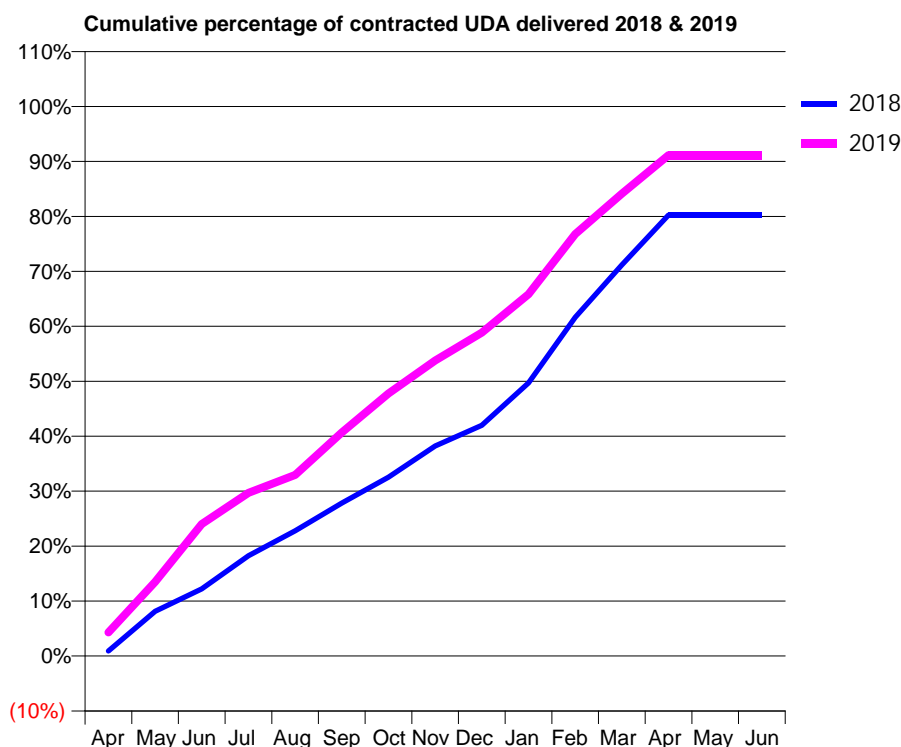
18/19 Contracted general activity (UDA)	1,720
Carry forward general activity (UDA)	0
18/19 Contracted orthodontic activity (UOA)	0
Carry forward orthodontic activity (UOA)	0
Baseline contract value	£43,737.20

### ACCESS\*

Patients seen in 24 months	Total	Change since previous quarter
Quarter ending March 2018	502	
Quarter ending June 2018	514	↑
Quarter ending September 2018	500	↓
Quarter ending December 2018	450	↓
Quarter ending March 2019	430	↓
<b>Variance since March 2018</b>	<b>(14.3%)</b>	<b>↓</b>



### ACTIVITY



Adjusted Scheduled Activity (UDA)		
Month	2018	2019
April	16	74
May	140	232
June	210	413
July	314	511
August	392	567
September	478	700
October	560	822
November	658	925
December	722	1,012
January	855	1,132
February	1,060	1,321
March	1,224	1,447
April	1,380	1,567
May	1,380	1,567
June	1,380	1,567

### QUALITY

	Quantity	Base Number	Contract	AT	Region	England
% of FP17s for the same patient ID Re-attending within 3 months - Children	84	638	13.2%	12.2%	12.3%	11.8%
% of FP17s for the same patient ID Re-attending within 3 months - Adults	3	92	3.3%	16.2%	15.9%	15.7%
% of FP17s for the same patient ID Re-attending between 3 & 9 months - Children	410	638	64.3%	58.0%	60.2%	58.9%
% of FP17s for the same patient ID Re-attending between 3 & 9 months - Adults	20	92	21.7%	50.9%	53.0%	50.8%
% of FP17s for Band 1 Urgent Courses	7	720	1.0%	10.1%	9.1%	9.1%
% of FP17s Relating to Free Repair or Replacements	0	720	0.0%	0.8%	1.0%	0.8%
% of FP17s Relating to Continuations	5	720	0.7%	0.9%	1.0%	0.9%
% of Patients satisfied with the dentistry they have received	0	0	N/A	92.8%	93.2%	92.5%
% of Patients satisfied with the time they had to wait for an appointment	0	0	N/A	86.8%	88.1%	87.0%

\* This is based on patients treated on this contract for their most recent course of treatment.

Figures in italics indicate the base number of FP17s or Patient Questionnaire responses are less than 100. N/A is shown where the base number of responses is less than 10 during the period. % is calculated as Quantity/Base number\*100

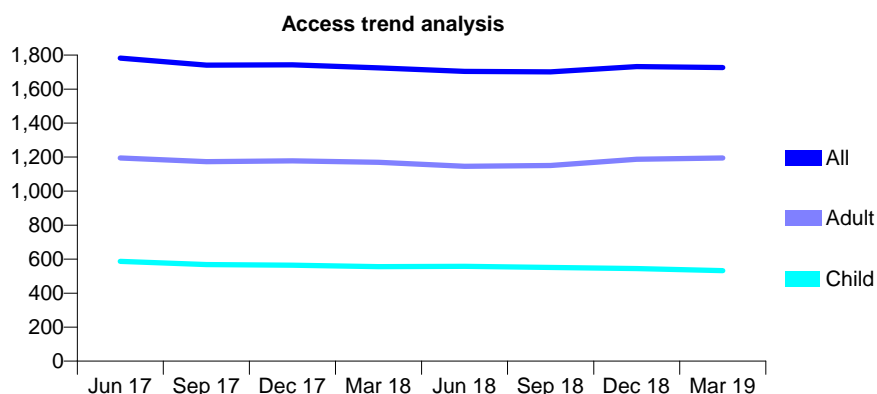
## Q46 - Vital Signs At a Glance Contract Report for 766224/0002 - Year end March 2019

Name or company name	MR SM KHONSARY
Contract type name	GDS Contract
Purpose of contract	General
Contract start date	01/07/2012
Contract end date	

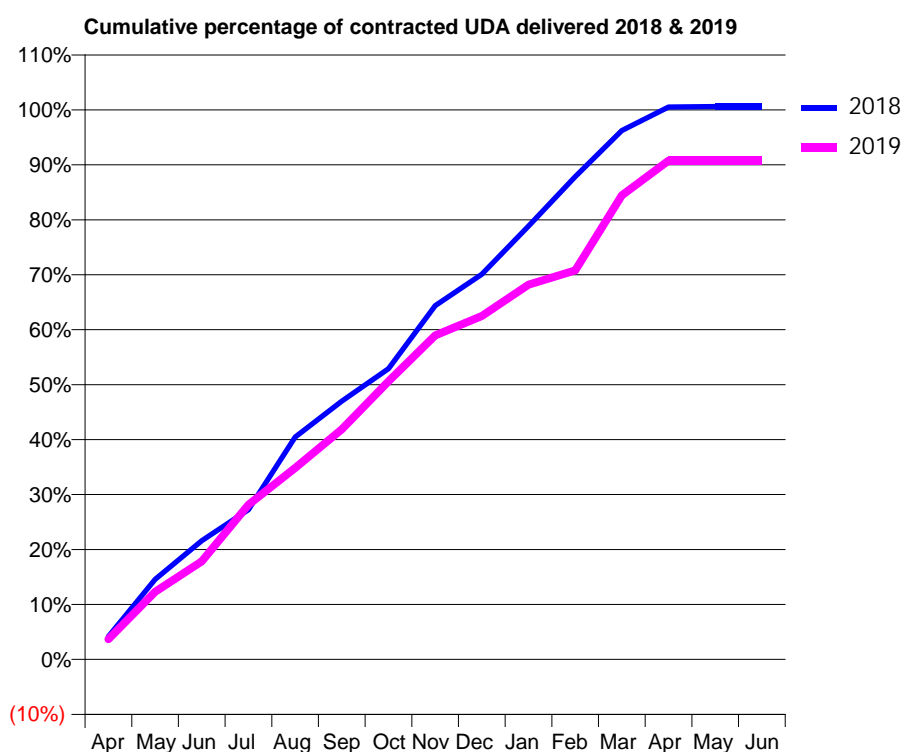
18/19 Contracted general activity (UDA)	5,633
Carry forward general activity (UDA)	-34
18/19 Contracted orthodontic activity (UOA)	0
Carry forward orthodontic activity (UOA)	0
Baseline contract value	£160,498.81

### ACCESS\*

Patients seen in 24 months	Total	Change since previous quarter
Quarter ending March 2018	1,725	
Quarter ending June 2018	1,704	↓
Quarter ending September 2018	1,701	→
Quarter ending December 2018	1,732	→
Quarter ending March 2019	1,727	→
<b>Variance since March 2018</b>	<b>0.1%</b>	<b>→</b>



### ACTIVITY



Adjusted Scheduled Activity (UDA)		
Month	2018	2019
April	236	208
May	821	694
June	1,218	1,006
July	1,534	1,587
August	2,279	1,963
September	2,647	2,359
October	2,980	2,850
November	3,626	3,321
December	3,948	3,520
January	4,442	3,840
February	4,949	3,987
March	5,421	4,757
April	5,663	5,111
May	5,667	5,112
June	5,667	5,112

### QUALITY

	Quantity	Base Number	Contract	AT	Region	England
% of FP17s for the same patient ID Re-attending within 3 months - Children	43	820	5.2%	12.2%	12.3%	11.8%
% of FP17s for the same patient ID Re-attending within 3 months - Adults	254	1,851	13.7%	16.2%	15.9%	15.7%
% of FP17s for the same patient ID Re-attending between 3 & 9 months - Children	559	820	68.2%	58.0%	60.2%	58.9%
% of FP17s for the same patient ID Re-attending between 3 & 9 months - Adults	1,256	1,851	67.9%	50.9%	53.0%	50.8%
% of FP17s for Band 1 Urgent Courses	216	2,751	7.9%	10.1%	9.1%	9.1%
% of FP17s Relating to Free Repair or Replacements	9	2,751	0.3%	0.8%	1.0%	0.8%
% of FP17s Relating to Continuations	41	2,751	1.5%	0.9%	1.0%	0.9%
% of Patients satisfied with the dentistry they have received	0	0	N/A	92.8%	93.2%	92.5%
% of Patients satisfied with the time they had to wait for an appointment	0	0	N/A	86.8%	88.1%	87.0%

\* This is based on patients treated on this contract for their most recent course of treatment.

Figures in italics indicate the base number of FP17s or Patient Questionnaire responses are less than 100. N/A is shown where the base number of responses is less than 10 during the period. % is calculated as Quantity/Base number\*100

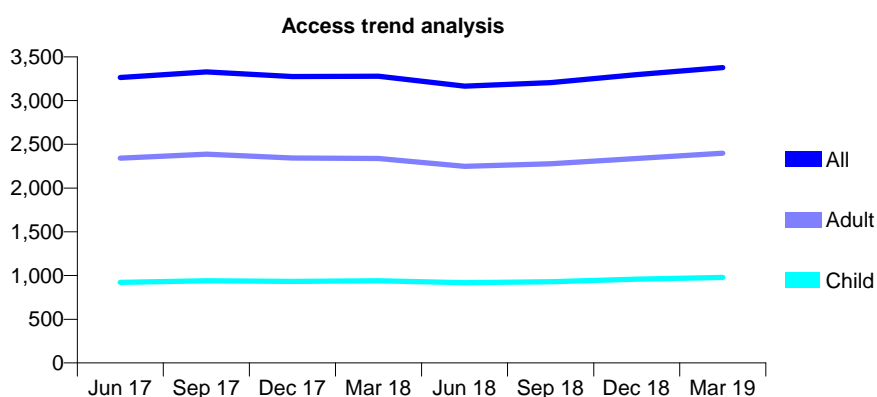
## Q46 - Vital Signs At a Glance Contract Report for 769126/0001 - Year end March 2019

Name or company name	Mr Q Iqbal
Contract type name	GDS Contract
Purpose of contract	General
Contract start date	10/09/2012
Contract end date	

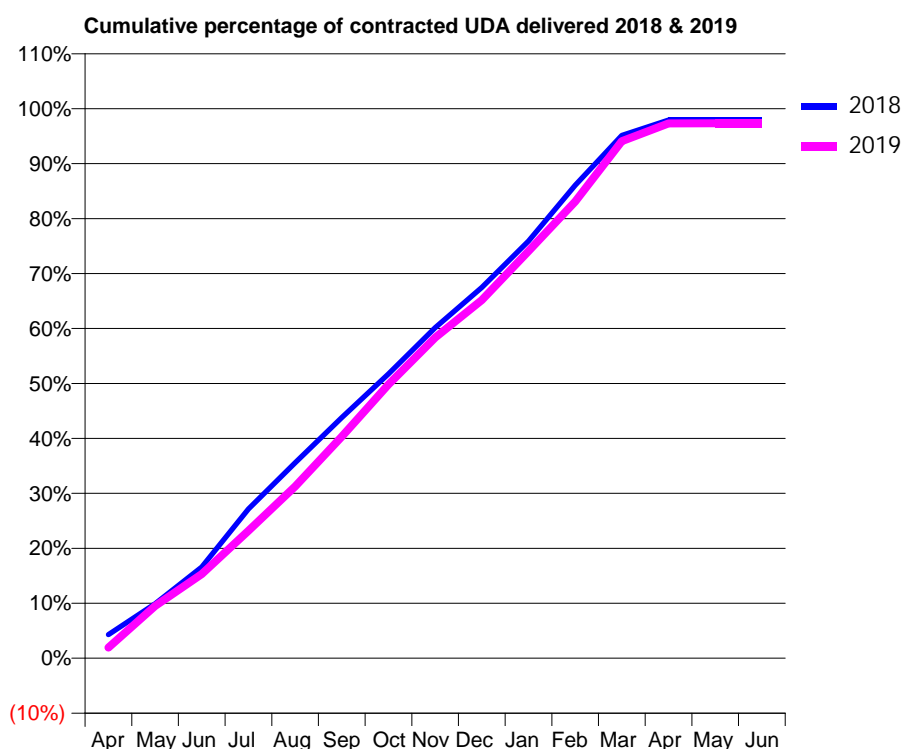
18/19 Contracted general activity (UDA)	10,336
Carry forward general activity (UDA)	214
18/19 Contracted orthodontic activity (UOA)	0
Carry forward orthodontic activity (UOA)	0
Baseline contract value	£285,456.29

### ACCESS\*

Patients seen in 24 months	Total	Change since previous quarter
Quarter ending March 2018	3,278	
Quarter ending June 2018	3,166	↓
Quarter ending September 2018	3,205	→
Quarter ending December 2018	3,297	↑
Quarter ending March 2019	3,377	↑
<b>Variance since March 2018</b>	<b>3.0%</b>	<b>↑</b>



### ACTIVITY



Adjusted Scheduled Activity (UDA)		
Month	2018	2019
April	445	200
May	1,024	983
June	1,715	1,582
July	2,808	2,395
August	3,675	3,233
September	4,525	4,167
October	5,345	5,148
November	6,217	6,032
December	6,974	6,736
January	7,847	7,657
February	8,896	8,589
March	9,832	9,722
April	10,122	10,058
May	10,122	10,061
June	10,122	10,061

### QUALITY

	Quantity	Base Number	Contract	AT	Region	England
% of FP17s for the same patient ID Re-attending within 3 months - Children	108	1,564	6.9%	12.2%	12.3%	11.8%
% of FP17s for the same patient ID Re-attending within 3 months - Adults	408	3,505	11.6%	16.2%	15.9%	15.7%
% of FP17s for the same patient ID Re-attending between 3 & 9 months - Children	1,085	1,564	69.4%	58.0%	60.2%	58.9%
% of FP17s for the same patient ID Re-attending between 3 & 9 months - Adults	2,125	3,505	60.6%	50.9%	53.0%	50.8%
% of FP17s for Band 1 Urgent Courses	388	5,114	7.6%	10.1%	9.1%	9.1%
% of FP17s Relating to Free Repair or Replacements	34	5,114	0.7%	0.8%	1.0%	0.8%
% of FP17s Relating to Continuations	27	5,114	0.5%	0.9%	1.0%	0.9%
% of Patients satisfied with the dentistry they have received	0	0	N/A	92.8%	93.2%	92.5%
% of Patients satisfied with the time they had to wait for an appointment	0	0	N/A	86.8%	88.1%	87.0%

\* This is based on patients treated on this contract for their most recent course of treatment.

Figures in italics indicate the base number of FP17s or Patient Questionnaire responses are less than 100. N/A is shown where the base number of responses is less than 10 during the period. % is calculated as Quantity/Base number\*100



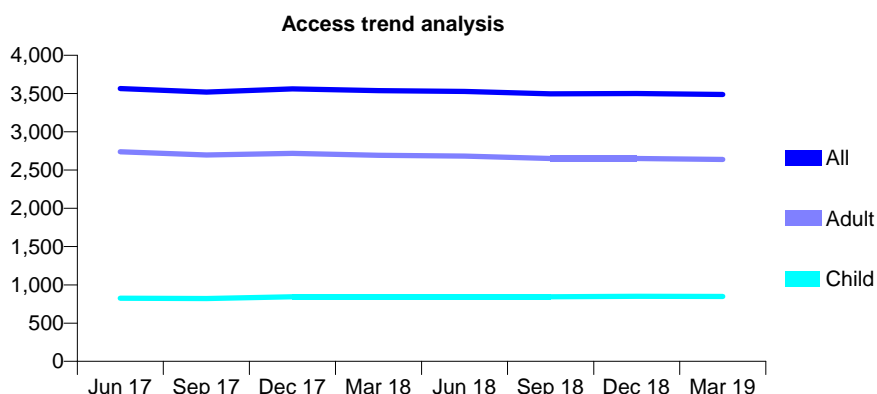
## Q46 - Vital Signs At a Glance Contract Report for 769126/0002 - Year end March 2019

Name or company name	MISS S AHMAD
Contract type name	GDS Contract
Purpose of contract	General
Contract start date	15/07/2013
Contract end date	

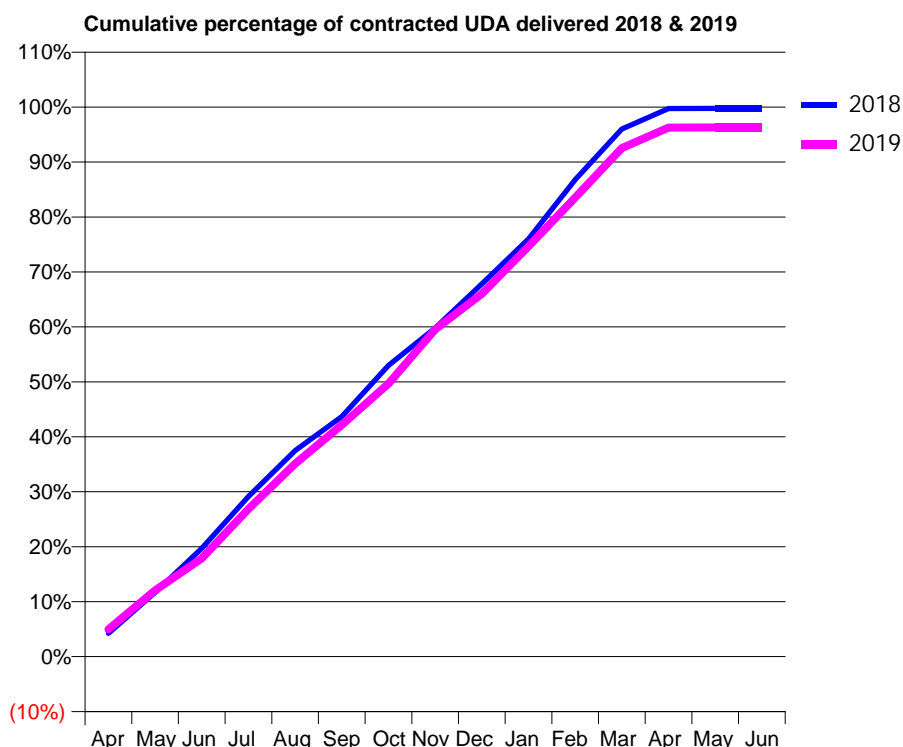
18/19 Contracted general activity (UDA)	13,017
Carry forward general activity (UDA)	32
18/19 Contracted orthodontic activity (UOA)	0
Carry forward orthodontic activity (UOA)	0
Baseline contract value	£330,822.07

### ACCESS\*

Patients seen in 24 months	Total	Change since previous quarter
Quarter ending March 2018	3,538	
Quarter ending June 2018	3,527	→
Quarter ending September 2018	3,495	→
Quarter ending December 2018	3,501	→
Quarter ending March 2019	3,486	→
<b>Variance since March 2018</b>	<b>(1.5%)</b>	<b>↓</b>



### ACTIVITY



Adjusted Scheduled Activity (UDA)		
Month	2018	2019
April	552	647
May	1,523	1,571
June	2,564	2,328
July	3,792	3,499
August	4,883	4,571
September	5,685	5,488
October	6,898	6,466
November	7,786	7,750
December	8,828	8,592
January	9,892	9,718
February	11,297	10,874
March	12,494	12,045
April	12,982	12,529
May	12,986	12,536
June	12,985	12,536

### QUALITY

	Quantity	Base Number	Contract	AT	Region	England
% of FP17s for the same patient ID Re-attending within 3 months - Children	160	1,533	10.4%	12.2%	12.3%	11.8%
% of FP17s for the same patient ID Re-attending within 3 months - Adults	834	4,637	18.0%	16.2%	15.9%	15.7%
% of FP17s for the same patient ID Re-attending between 3 & 9 months - Children	1,085	1,533	70.8%	58.0%	60.2%	58.9%
% of FP17s for the same patient ID Re-attending between 3 & 9 months - Adults	3,036	4,637	65.5%	50.9%	53.0%	50.8%
% of FP17s for Band 1 Urgent Courses	717	6,165	11.6%	10.1%	9.1%	9.1%
% of FP17s Relating to Free Repair or Replacements	129	6,165	2.1%	0.8%	1.0%	0.8%
% of FP17s Relating to Continuations	75	6,165	1.2%	0.9%	1.0%	0.9%
% of Patients satisfied with the dentistry they have received	5	5	N/A	92.8%	93.2%	92.5%
% of Patients satisfied with the time they had to wait for an appointment	5	5	N/A	86.8%	88.1%	87.0%

\* This is based on patients treated on this contract for their most recent course of treatment.  
 Figures in italics indicate the base number of FP17s or Patient Questionnaire responses are less than 100. N/A is shown where the base number of responses is less than 10 during the period. % is calculated as Quantity/Base number\*100

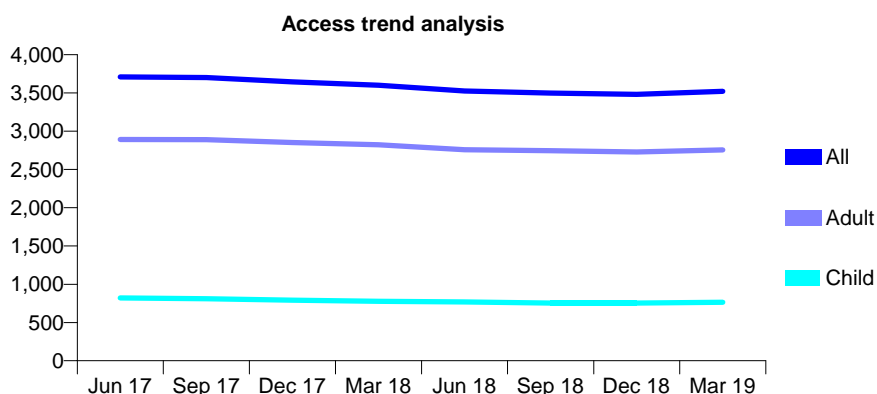
## Q46 - Vital Signs At a Glance Contract Report for 769339/0001 - Year end March 2019

Name or company name	MS H LUPSON
Contract type name	GDS Contract
Purpose of contract	General
Contract start date	01/04/2006
Contract end date	

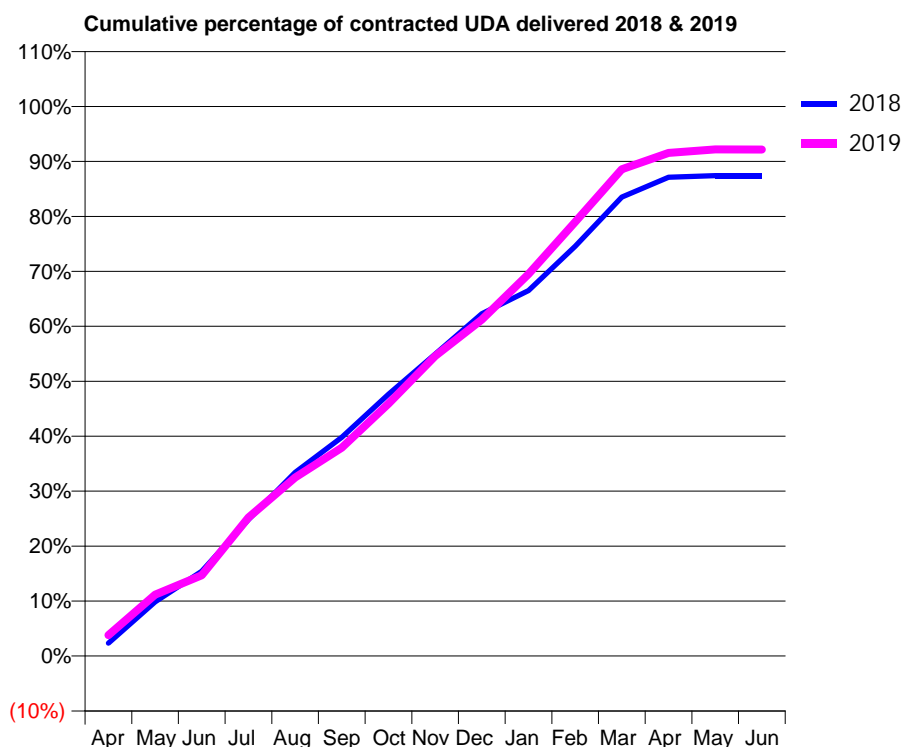
18/19 Contracted general activity (UDA)	12,042
Carry forward general activity (UDA)	0
18/19 Contracted orthodontic activity (UOA)	0
Carry forward orthodontic activity (UOA)	0
Baseline contract value	£296,367.87

### ACCESS\*

Patients seen in 24 months	Total	Change since previous quarter
Quarter ending March 2018	3,600	
Quarter ending June 2018	3,525	↓
Quarter ending September 2018	3,498	→
Quarter ending December 2018	3,482	→
Quarter ending March 2019	3,521	→
<b>Variance since March 2018</b>	<b>(2.2%)</b>	<b>↓</b>



### ACTIVITY



Adjusted Scheduled Activity (UDA)		
Month	2018	2019
April	283	458
May	1,189	1,346
June	1,857	1,769
July	2,990	3,034
August	4,026	3,911
September	4,790	4,566
October	5,734	5,531
November	6,617	6,574
December	7,501	7,372
January	8,009	8,368
February	8,979	9,513
March	10,058	10,666
April	10,492	11,025
May	10,524	11,099
June	10,524	11,098

### QUALITY

	Quantity	Base Number	Contract	AT	Region	England
% of FP17s for the same patient ID Re-attending within 3 months - Children	110	1,347	8.2%	12.2%	12.3%	11.8%
% of FP17s for the same patient ID Re-attending within 3 months - Adults	919	4,853	18.9%	16.2%	15.9%	15.7%
% of FP17s for the same patient ID Re-attending between 3 & 9 months - Children	954	1,347	70.8%	58.0%	60.2%	58.9%
% of FP17s for the same patient ID Re-attending between 3 & 9 months - Adults	2,886	4,853	59.5%	50.9%	53.0%	50.8%
% of FP17s for Band 1 Urgent Courses	466	6,165	7.6%	10.1%	9.1%	9.1%
% of FP17s Relating to Free Repair or Replacements	71	6,165	1.2%	0.8%	1.0%	0.8%
% of FP17s Relating to Continuations	70	6,165	1.1%	0.9%	1.0%	0.9%
% of Patients satisfied with the dentistry they have received	2	2	N/A	92.8%	93.2%	92.5%
% of Patients satisfied with the time they had to wait for an appointment	1	2	N/A	86.8%	88.1%	87.0%

\* This is based on patients treated on this contract for their most recent course of treatment.

Figures in italics indicate the base number of FP17s or Patient Questionnaire responses are less than 100. N/A is shown where the base number of responses is less than 10 during the period. % is calculated as Quantity/Base number\*100

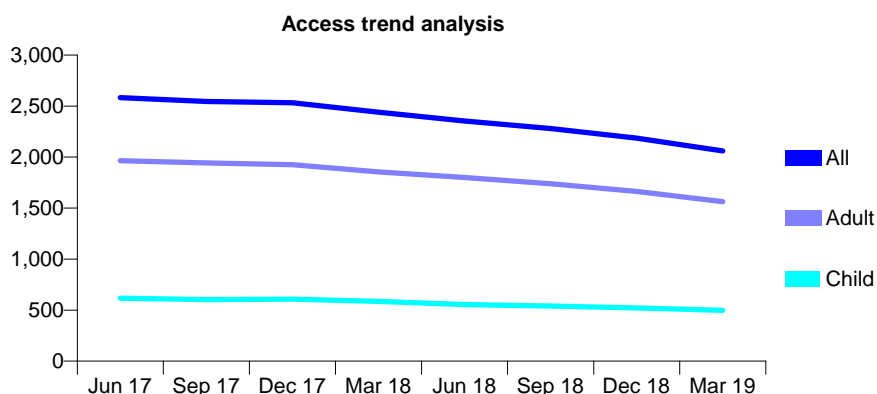
## Q46 - Vital Signs At a Glance Contract Report for 770795/0001 - Year end March 2019

Name or company name	MR AR ULLATHORNE
Contract type name	GDS Contract
Purpose of contract	General
Contract start date	01/12/2013
Contract end date	

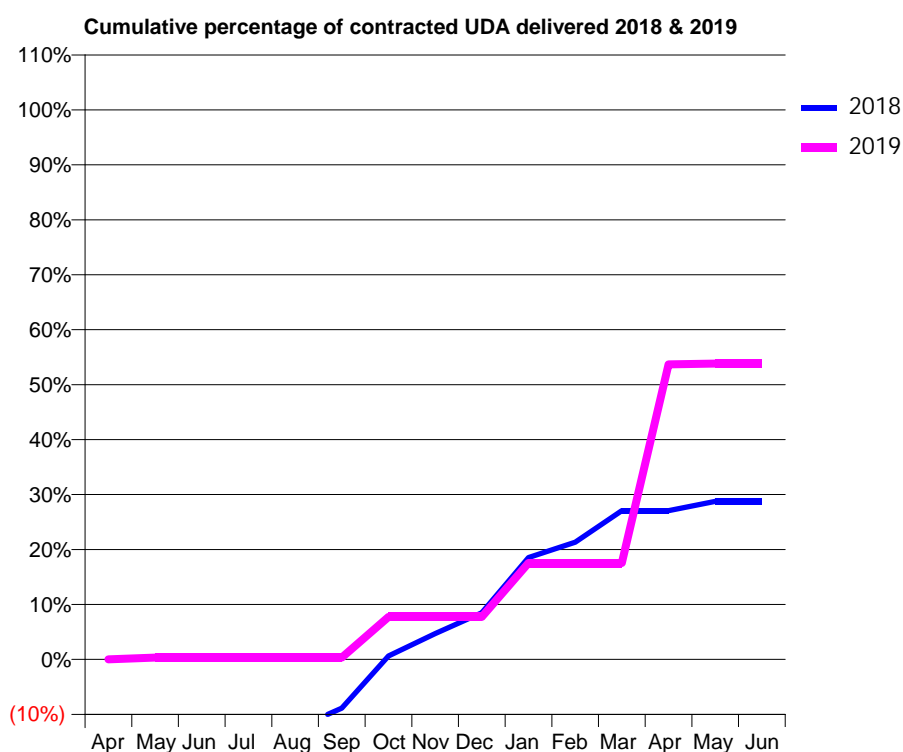
18/19 Contracted general activity (UDA)	6,268
Carry forward general activity (UDA)	0
18/19 Contracted orthodontic activity (UOA)	0
Carry forward orthodontic activity (UOA)	0
Baseline contract value	£164,546.02

### ACCESS\*

Patients seen in 24 months	Total	Change since previous quarter
Quarter ending March 2018	2,440	
Quarter ending June 2018	2,354	↓
Quarter ending September 2018	2,280	↓
Quarter ending December 2018	2,186	↓
Quarter ending March 2019	2,061	↓
<b>Variance since March 2018</b>	<b>(15.5%)</b>	<b>↓</b>



### ACTIVITY



Adjusted Scheduled Activity (UDA)		
Month	2018	2019
April	-4,784	0
May	-4,097	20
June	-3,245	20
July	-2,310	20
August	-1,374	20
September	-971	20
October	70	484
November	512	484
December	926	484
January	2,026	1,101
February	2,331	1,101
March	2,957	1,101
April	2,957	3,366
May	3,143	3,374
June	3,143	3,374

### QUALITY

	Quantity	Base Number	Contract	AT	Region	England
% of FP17s for the same patient ID Re-attending within 3 months - Children	20	283	7.1%	12.2%	12.3%	11.8%
% of FP17s for the same patient ID Re-attending within 3 months - Adults	147	957	15.4%	16.2%	15.9%	15.7%
% of FP17s for the same patient ID Re-attending between 3 & 9 months - Children	104	283	36.7%	58.0%	60.2%	58.9%
% of FP17s for the same patient ID Re-attending between 3 & 9 months - Adults	349	957	36.5%	50.9%	53.0%	50.8%
% of FP17s for Band 1 Urgent Courses	312	2,193	14.2%	10.1%	9.1%	9.1%
% of FP17s Relating to Free Repair or Replacements	4	2,193	0.2%	0.8%	1.0%	0.8%
% of FP17s Relating to Continuations	9	2,193	0.4%	0.9%	1.0%	0.9%
% of Patients satisfied with the dentistry they have received	0	0	N/A	92.8%	93.2%	92.5%
% of Patients satisfied with the time they had to wait for an appointment	0	0	N/A	86.8%	88.1%	87.0%

\* This is based on patients treated on this contract for their most recent course of treatment.

Figures in italics indicate the base number of FP17s or Patient Questionnaire responses are less than 100. N/A is shown where the base number of responses is less than 10 during the period. % is calculated as Quantity/Base number\*100

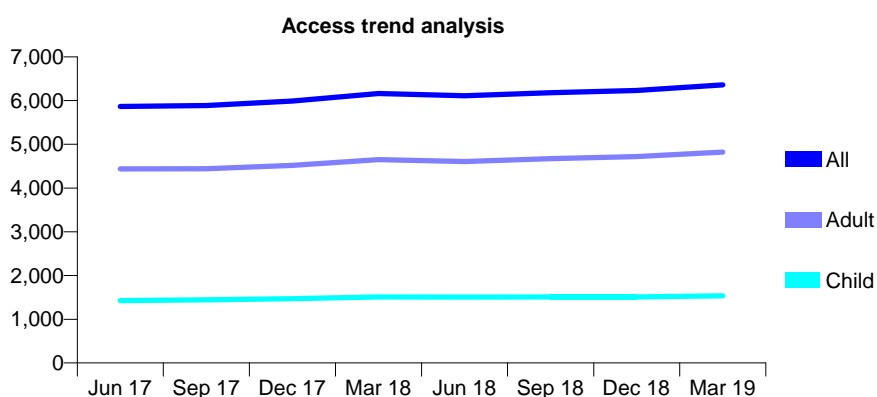
## Q46 - Vital Signs At a Glance Contract Report for 770973/0001 - Year end March 2019

Name or company name	MR CD AINSWORTH
Contract type name	GDS Contract
Purpose of contract	General
Contract start date	01/04/2006
Contract end date	

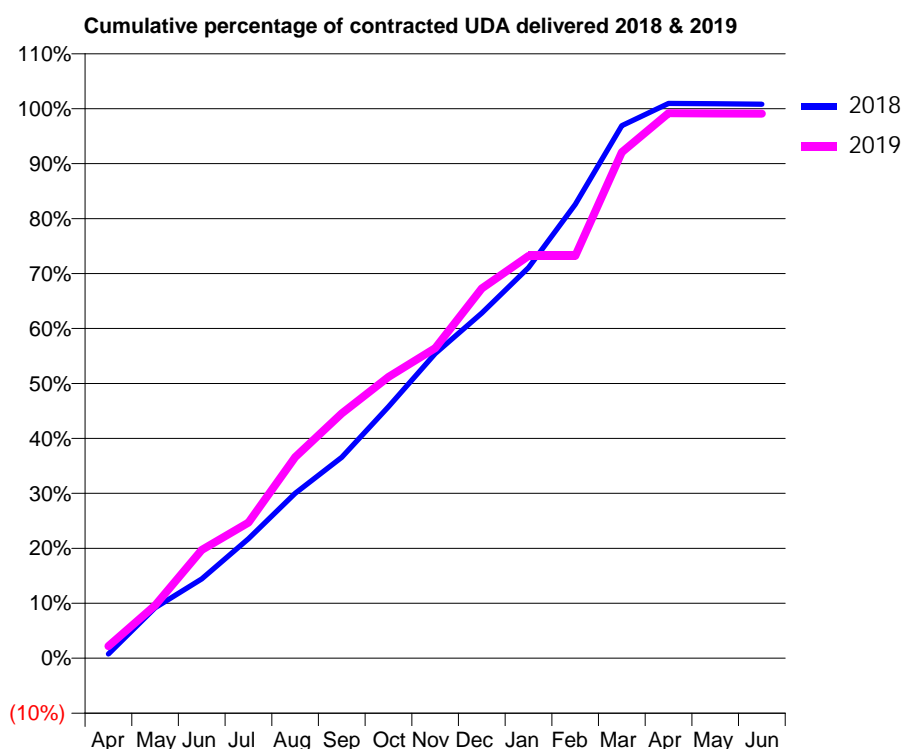
18/19 Contracted general activity (UDA)	20,430
Carry forward general activity (UDA)	-168
18/19 Contracted orthodontic activity (UOA)	0
Carry forward orthodontic activity (UOA)	0
Baseline contract value	£633,044.45

### ACCESS\*

Patients seen in 24 months	Total	Change since previous quarter
Quarter ending March 2018	6,162	
Quarter ending June 2018	6,112	→
Quarter ending September 2018	6,182	→
Quarter ending December 2018	6,231	→
Quarter ending March 2019	6,360	↑
<b>Variance since March 2018</b>	<b>3.2%</b>	<b>↑</b>



### ACTIVITY



Adjusted Scheduled Activity (UDA)		
Month	2018	2019
April	159	450
May	1,876	1,965
June	2,948	4,021
July	4,437	5,046
August	6,131	7,474
September	7,470	9,101
October	9,354	10,458
November	11,325	11,527
December	12,829	13,746
January	14,520	14,957
February	16,870	14,957
March	19,799	18,806
April	20,627	20,258
May	20,612	20,251
June	20,598	20,247

### QUALITY

	Quantity	Base Number	Contract	AT	Region	England
% of FP17s for the same patient ID Re-attending within 3 months - Children	289	2,409	12.0%	12.2%	12.3%	11.8%
% of FP17s for the same patient ID Re-attending within 3 months - Adults	1,061	6,650	16.0%	16.2%	15.9%	15.7%
% of FP17s for the same patient ID Re-attending between 3 & 9 months - Children	1,450	2,409	60.2%	58.0%	60.2%	58.9%
% of FP17s for the same patient ID Re-attending between 3 & 9 months - Adults	3,735	6,650	56.2%	50.9%	53.0%	50.8%
% of FP17s for Band 1 Urgent Courses	1,176	9,319	12.6%	10.1%	9.1%	9.1%
% of FP17s Relating to Free Repair or Replacements	87	9,319	0.9%	0.8%	1.0%	0.8%
% of FP17s Relating to Continuations	29	9,319	0.3%	0.9%	1.0%	0.9%
% of Patients satisfied with the dentistry they have received	1	1	N/A	92.8%	93.2%	92.5%
% of Patients satisfied with the time they had to wait for an appointment	1	1	N/A	86.8%	88.1%	87.0%

\* This is based on patients treated on this contract for their most recent course of treatment.

Figures in italics indicate the base number of FP17s or Patient Questionnaire responses are less than 100. N/A is shown where the base number of responses is less than 10 during the period. % is calculated as Quantity/Base number\*100

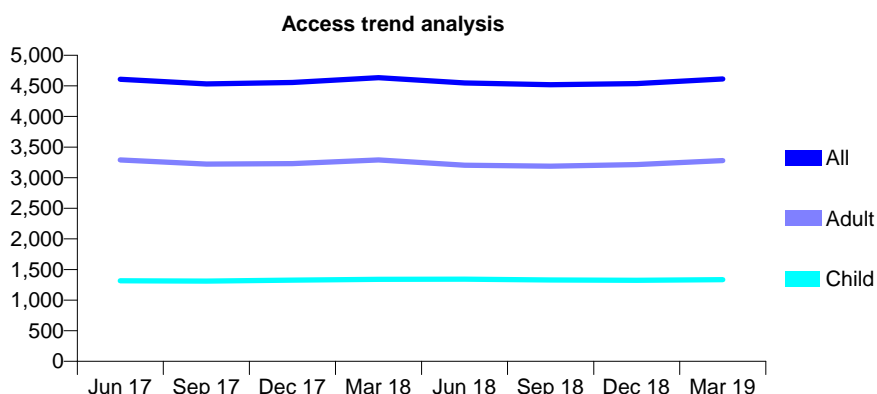
## Q46 - Vital Signs At a Glance Contract Report for 772194/0002 - Year end March 2019

Name or company name	MR B AMOZANDEH
Contract type name	GDS Contract
Purpose of contract	General
Contract start date	01/06/2008
Contract end date	

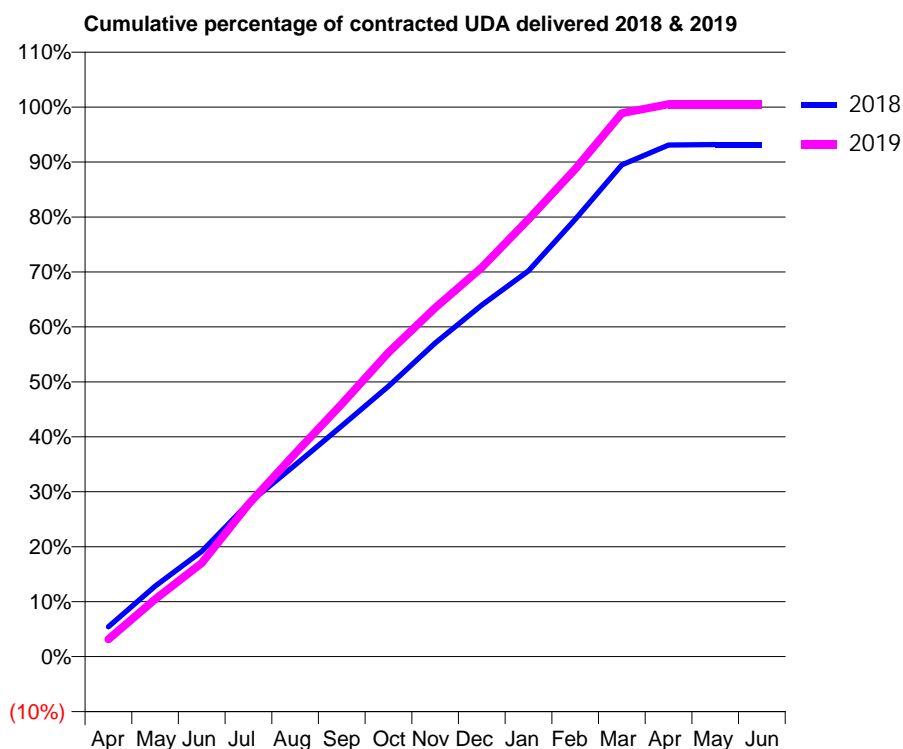
18/19 Contracted general activity (UDA)	19,610
Carry forward general activity (UDA)	0
18/19 Contracted orthodontic activity (UOA)	0
Carry forward orthodontic activity (UOA)	0
Baseline contract value	£560,897.22

### ACCESS\*

Patients seen in 24 months	Total	Change since previous quarter
Quarter ending March 2018	4,632	
Quarter ending June 2018	4,548	↓
Quarter ending September 2018	4,520	→
Quarter ending December 2018	4,537	→
Quarter ending March 2019	4,614	→
<b>Variance since March 2018</b>	<b>(0.4%)</b>	<b>→</b>



### ACTIVITY



Adjusted Scheduled Activity (UDA)		
Month	2018	2019
April	1,067	623
May	2,516	2,050
June	3,757	3,337
July	5,470	5,436
August	6,843	7,248
September	8,232	9,013
October	9,647	10,852
November	11,191	12,447
December	12,544	13,886
January	13,767	15,606
February	15,604	17,400
March	17,547	19,389
April	18,258	19,710
May	18,270	19,710
June	18,270	19,710

### QUALITY

	Quantity	Base Number	Contract	AT	Region	England
% of FP17s for the same patient ID Re-attending within 3 months - Children	240	2,160	11.1%	12.2%	12.3%	11.8%
% of FP17s for the same patient ID Re-attending within 3 months - Adults	1,052	5,115	20.6%	16.2%	15.9%	15.7%
% of FP17s for the same patient ID Re-attending between 3 & 9 months - Children	1,404	2,160	65.0%	58.0%	60.2%	58.9%
% of FP17s for the same patient ID Re-attending between 3 & 9 months - Adults	2,725	5,115	53.3%	50.9%	53.0%	50.8%
% of FP17s for Band 1 Urgent Courses	698	7,200	9.7%	10.1%	9.1%	9.1%
% of FP17s Relating to Free Repair or Replacements	60	7,200	0.8%	0.8%	1.0%	0.8%
% of FP17s Relating to Continuations	59	7,200	0.8%	0.9%	1.0%	0.9%
% of Patients satisfied with the dentistry they have received	0	0	N/A	92.8%	93.2%	92.5%
% of Patients satisfied with the time they had to wait for an appointment	0	0	N/A	86.8%	88.1%	87.0%

\* This is based on patients treated on this contract for their most recent course of treatment.  
 Figures in *italics* indicate the base number of FP17s or Patient Questionnaire responses are less than 100. N/A is shown where the base number of responses is less than 10 during the period. % is calculated as Quantity/Base number\*100

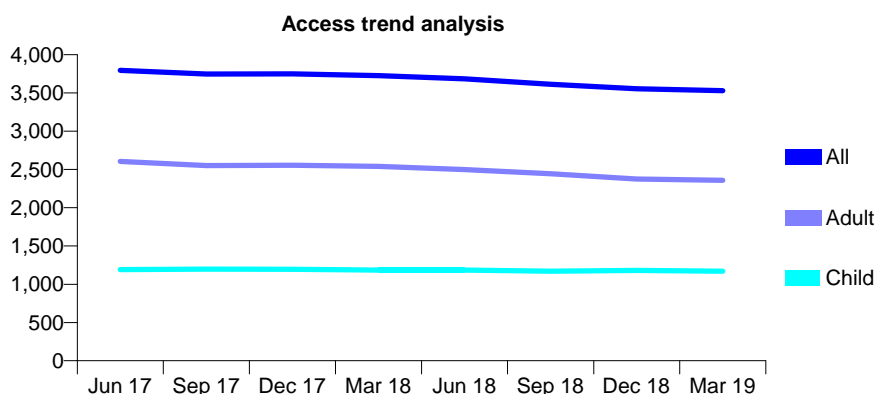
## Q46 - Vital Signs At a Glance Contract Report for 772895/0001 - Year end March 2019

Name or company name	MR CE CRAWFORD
Contract type name	GDS Contract
Purpose of contract	General
Contract start date	13/10/2009
Contract end date	

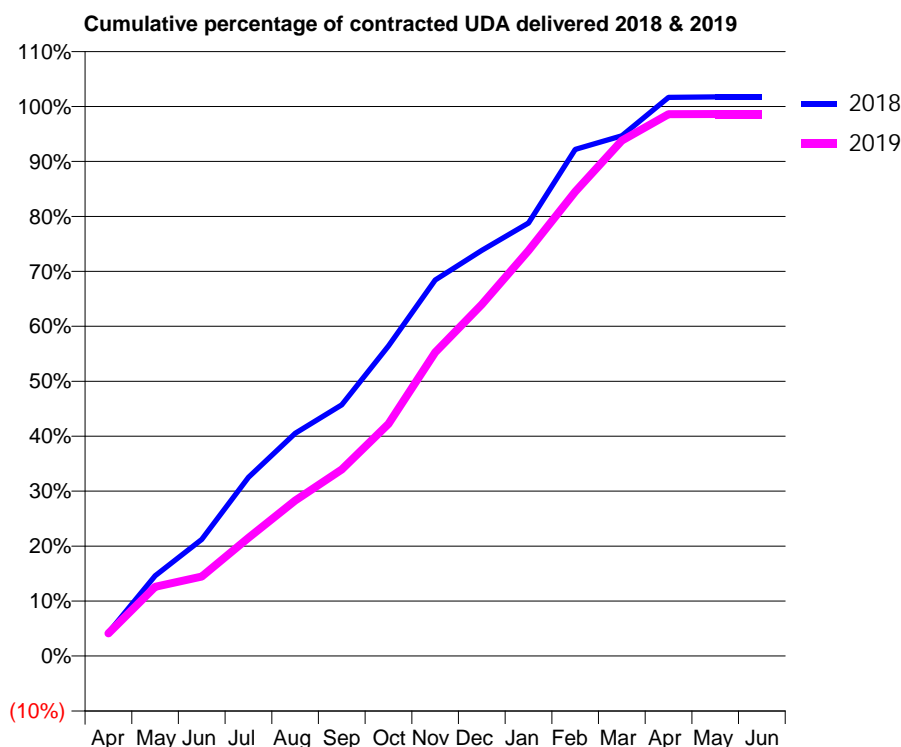
18/19 Contracted general activity (UDA)	6,773
Carry forward general activity (UDA)	-117
18/19 Contracted orthodontic activity (UOA)	0
Carry forward orthodontic activity (UOA)	0
Baseline contract value	£170,282.36

### ACCESS\*

Patients seen in 24 months	Total	Change since previous quarter
Quarter ending March 2018	3,725	
Quarter ending June 2018	3,683	↓
Quarter ending September 2018	3,614	↓
Quarter ending December 2018	3,554	↓
Quarter ending March 2019	3,528	→
<b>Variance since March 2018</b>	<b>(5.3%)</b>	<b>↓</b>



### ACTIVITY



Adjusted Scheduled Activity (UDA)		
Month	2018	2019
April	289	279
May	990	854
June	1,438	978
July	2,203	1,456
August	2,745	1,917
September	3,096	2,298
October	3,823	2,860
November	4,634	3,744
December	4,999	4,332
January	5,337	4,997
February	6,243	5,724
March	6,410	6,352
April	6,884	6,676
May	6,890	6,679
June	6,890	6,679

### QUALITY

	Quantity	Base Number	Contract	AT	Region	England
% of FP17s for the same patient ID Re-attending within 3 months - Children	148	1,990	7.4%	12.2%	12.3%	11.8%
% of FP17s for the same patient ID Re-attending within 3 months - Adults	242	2,987	8.1%	16.2%	15.9%	15.7%
% of FP17s for the same patient ID Re-attending between 3 & 9 months - Children	1,371	1,990	68.9%	58.0%	60.2%	58.9%
% of FP17s for the same patient ID Re-attending between 3 & 9 months - Adults	1,555	2,987	52.1%	50.9%	53.0%	50.8%
% of FP17s for Band 1 Urgent Courses	217	3,642	6.0%	10.1%	9.1%	9.1%
% of FP17s Relating to Free Repair or Replacements	7	3,642	0.2%	0.8%	1.0%	0.8%
% of FP17s Relating to Continuations	30	3,642	0.8%	0.9%	1.0%	0.9%
% of Patients satisfied with the dentistry they have received	0	0	N/A	92.8%	93.2%	92.5%
% of Patients satisfied with the time they had to wait for an appointment	0	0	N/A	86.8%	88.1%	87.0%

\* This is based on patients treated on this contract for their most recent course of treatment.

Figures in italics indicate the base number of FP17s or Patient Questionnaire responses are less than 100. N/A is shown where the base number of responses is less than 10 during the period. % is calculated as Quantity/Base number\*100

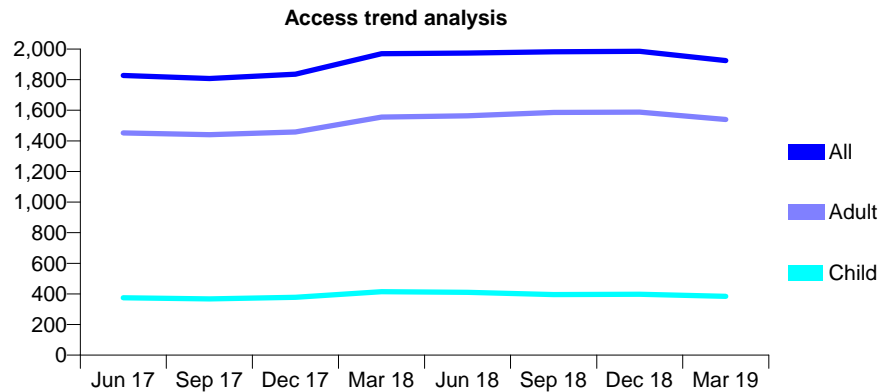
## Q46 - Vital Signs At a Glance Contract Report for 772968/0001 - Year end March 2019

Name or company name	MISS SN HUSSAIN
Contract type name	GDS Contract
Purpose of contract	General
Contract start date	19/04/2011
Contract end date	

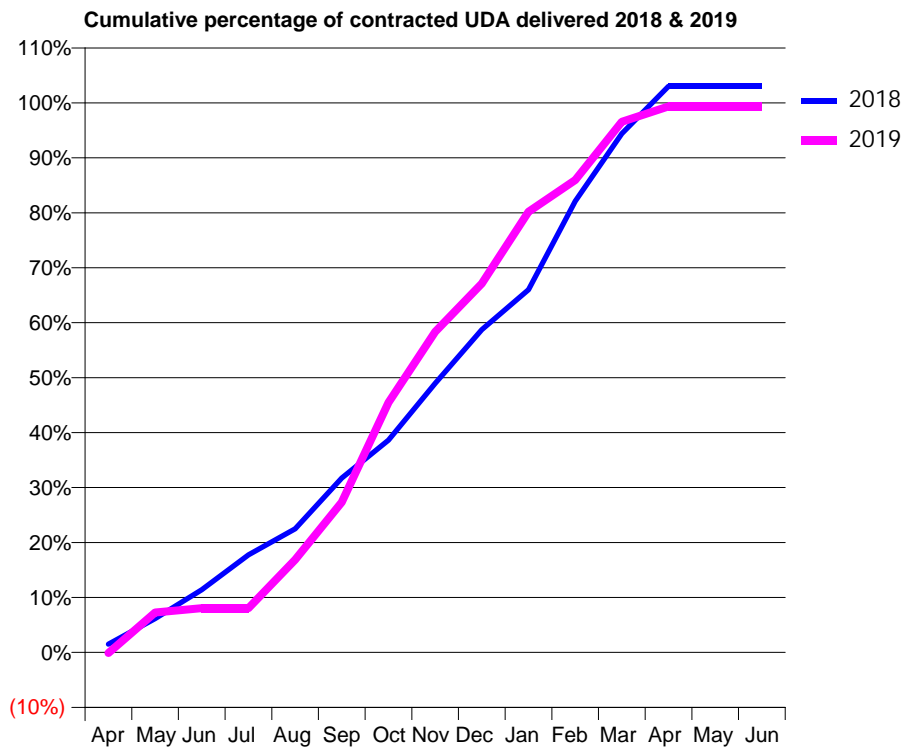
18/19 Contracted general activity (UDA)	4,906
Carry forward general activity (UDA)	6
18/19 Contracted orthodontic activity (UOA)	0
Carry forward orthodontic activity (UOA)	0
Baseline contract value	£122,579.39

### ACCESS\*

Patients seen in 24 months	Total	Change since previous quarter
Quarter ending March 2018	1,970	
Quarter ending June 2018	1,974	→
Quarter ending September 2018	1,982	→
Quarter ending December 2018	1,986	→
Quarter ending March 2019	1,925	↓
<b>Variance since March 2018</b>	<b>(2.3%)</b>	<b>↓</b>



### ACTIVITY



Adjusted Scheduled Activity (UDA)		
Month	2018	2019
April	74	-6
May	302	357
June	559	395
July	871	395
August	1,104	828
September	1,557	1,342
October	1,895	2,231
November	2,403	2,863
December	2,882	3,292
January	3,238	3,934
February	4,028	4,218
March	4,632	4,737
April	5,054	4,873
May	5,054	4,873
June	5,054	4,873

### QUALITY

	Quantity	Base Number	Contract	AT	Region	England
% of FP17s for the same patient ID Re-attending within 3 months - Children	66	634	10.4%	12.2%	12.3%	11.8%
% of FP17s for the same patient ID Re-attending within 3 months - Adults	449	2,480	18.1%	16.2%	15.9%	15.7%
% of FP17s for the same patient ID Re-attending between 3 & 9 months - Children	485	634	76.5%	58.0%	60.2%	58.9%
% of FP17s for the same patient ID Re-attending between 3 & 9 months - Adults	1,614	2,480	65.1%	50.9%	53.0%	50.8%
% of FP17s for Band 1 Urgent Courses	312	2,461	12.7%	10.1%	9.1%	9.1%
% of FP17s Relating to Free Repair or Replacements	42	2,461	1.7%	0.8%	1.0%	0.8%
% of FP17s Relating to Continuations	29	2,461	1.2%	0.9%	1.0%	0.9%
% of Patients satisfied with the dentistry they have received	3	3	N/A	92.8%	93.2%	92.5%
% of Patients satisfied with the time they had to wait for an appointment	3	3	N/A	86.8%	88.1%	87.0%

\* This is based on patients treated on this contract for their most recent course of treatment. Figures in italics indicate the base number of FP17s or Patient Questionnaire responses are less than 100. N/A is shown where the base number of responses is less than 10 during the period. % is calculated as Quantity/Base number\*100



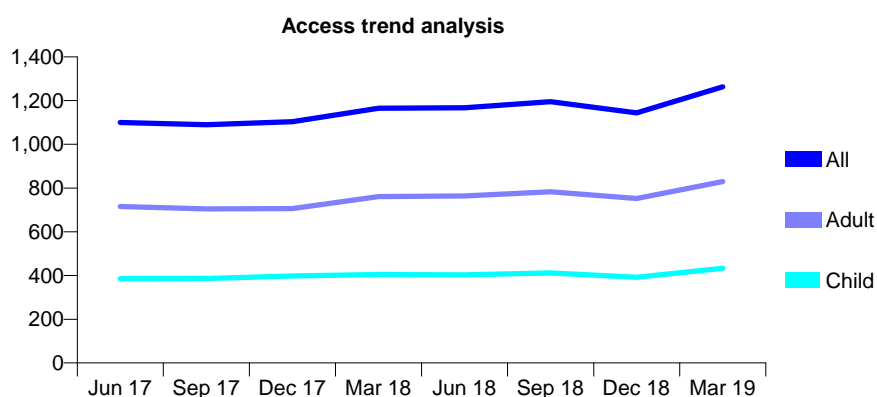
## Q46 - Vital Signs At a Glance Contract Report for 772968/0003 - Year end March 2019

Name or company name	MISS SN HUSSAIN
Contract type name	GDS Contract
Purpose of contract	General
Contract start date	01/01/2015
Contract end date	

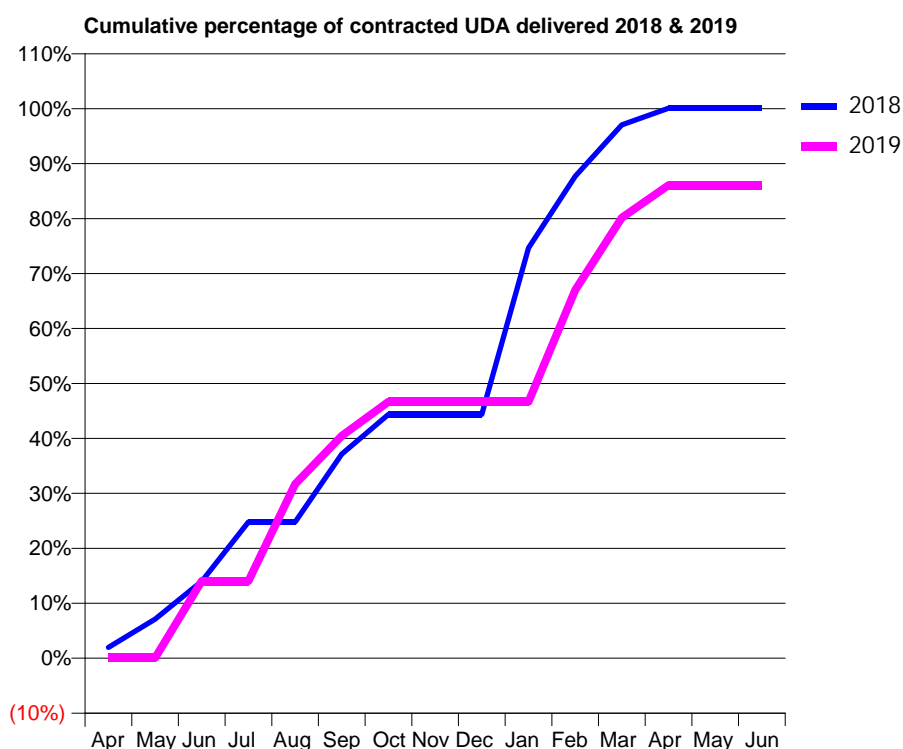
18/19 Contracted general activity (UDA)	2,213
Carry forward general activity (UDA)	-2
18/19 Contracted orthodontic activity (UOA)	0
Carry forward orthodontic activity (UOA)	0
Baseline contract value	£62,022.72

### ACCESS\*

Patients seen in 24 months	Total	Change since previous quarter
Quarter ending March 2018	1,165	
Quarter ending June 2018	1,167	→
Quarter ending September 2018	1,195	↑
Quarter ending December 2018	1,144	↓
Quarter ending March 2019	1,263	↑
<b>Variance since March 2018</b>	<b>8.4%</b>	<b>↑</b>



### ACTIVITY



Adjusted Scheduled Activity (UDA)		
Month	2018	2019
April	44	2
May	158	2
June	310	311
July	549	311
August	549	702
September	822	895
October	982	1,033
November	982	1,033
December	982	1,033
January	1,652	1,033
February	1,940	1,483
March	2,148	1,774
April	2,215	1,905
May	2,215	1,905
June	2,215	1,905

### QUALITY

	Quantity	Base Number	Contract	AT	Region	England
% of FP17s for the same patient ID Re-attending within 3 months - Children	71	788	9.0%	12.2%	12.3%	11.8%
% of FP17s for the same patient ID Re-attending within 3 months - Adults	196	1,378	14.2%	16.2%	15.9%	15.7%
% of FP17s for the same patient ID Re-attending between 3 & 9 months - Children	542	788	68.8%	58.0%	60.2%	58.9%
% of FP17s for the same patient ID Re-attending between 3 & 9 months - Adults	853	1,378	61.9%	50.9%	53.0%	50.8%
% of FP17s for Band 1 Urgent Courses	135	1,397	9.7%	10.1%	9.1%	9.1%
% of FP17s Relating to Free Repair or Replacements	6	1,397	0.4%	0.8%	1.0%	0.8%
% of FP17s Relating to Continuations	9	1,397	0.6%	0.9%	1.0%	0.9%
% of Patients satisfied with the dentistry they have received	0	0	N/A	92.8%	93.2%	92.5%
% of Patients satisfied with the time they had to wait for an appointment	0	0	N/A	86.8%	88.1%	87.0%

\* This is based on patients treated on this contract for their most recent course of treatment.

Figures in italics indicate the base number of FP17s or Patient Questionnaire responses are less than 100. N/A is shown where the base number of responses is less than 10 during the period. % is calculated as Quantity/Base number\*100

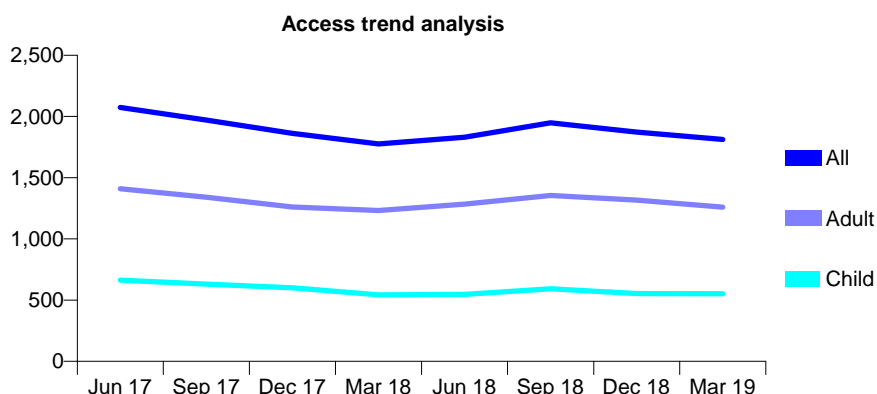
## Q46 - Vital Signs At a Glance Contract Report for 773174/0001 - Year end March 2019

Name or company name	MR S AHMED
Contract type name	GDS Contract
Purpose of contract	General
Contract start date	01/04/2006
Contract end date	

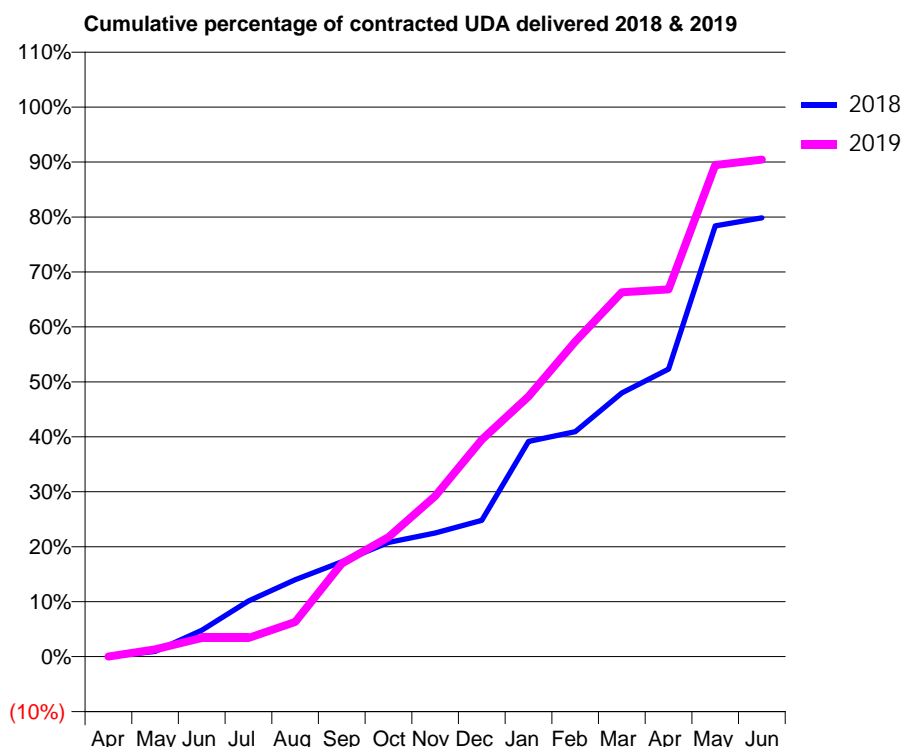
18/19 Contracted general activity (UDA)	8,304
Carry forward general activity (UDA)	0
18/19 Contracted orthodontic activity (UOA)	0
Carry forward orthodontic activity (UOA)	0
Baseline contract value	£283,545.53

### ACCESS\*

Patients seen in 24 months	Total	Change since previous quarter
Quarter ending March 2018	1,776	
Quarter ending June 2018	1,831	↑
Quarter ending September 2018	1,948	↑
Quarter ending December 2018	1,872	↓
Quarter ending March 2019	1,812	↓
<b>Variance since March 2018</b>	<b>2.0%</b>	<b>↑</b>



### ACTIVITY



Adjusted Scheduled Activity (UDA)		
Month	2018	2019
April	0	0
May	80	111
June	399	284
July	841	284
August	1,162	525
September	1,434	1,408
October	1,725	1,807
November	1,868	2,427
December	2,061	3,278
January	3,251	3,931
February	3,398	4,760
March	3,984	5,506
April	4,346	5,548
May	6,509	7,429
June	6,629	7,510

### QUALITY

	Quantity	Base Number	Contract	AT	Region	England
% of FP17s for the same patient ID Re-attending within 3 months - Children	31	550	5.6%	12.2%	12.3%	11.8%
% of FP17s for the same patient ID Re-attending within 3 months - Adults	199	1,351	14.7%	16.2%	15.9%	15.7%
% of FP17s for the same patient ID Re-attending between 3 & 9 months - Children	102	550	18.5%	58.0%	60.2%	58.9%
% of FP17s for the same patient ID Re-attending between 3 & 9 months - Adults	314	1,351	23.2%	50.9%	53.0%	50.8%
% of FP17s for Band 1 Urgent Courses	112	1,723	6.5%	10.1%	9.1%	9.1%
% of FP17s Relating to Free Repair or Replacements	27	1,723	1.6%	0.8%	1.0%	0.8%
% of FP17s Relating to Continuations	0	1,723	0.0%	0.9%	1.0%	0.9%
% of Patients satisfied with the dentistry they have received	1	2	N/A	92.8%	93.2%	92.5%
% of Patients satisfied with the time they had to wait for an appointment	1	2	N/A	86.8%	88.1%	87.0%

\* This is based on patients treated on this contract for their most recent course of treatment.  
 Figures in *italics* indicate the base number of FP17s or Patient Questionnaire responses are less than 100. N/A is shown where the base number of responses is less than 10 during the period. % is calculated as Quantity/Base number\*100

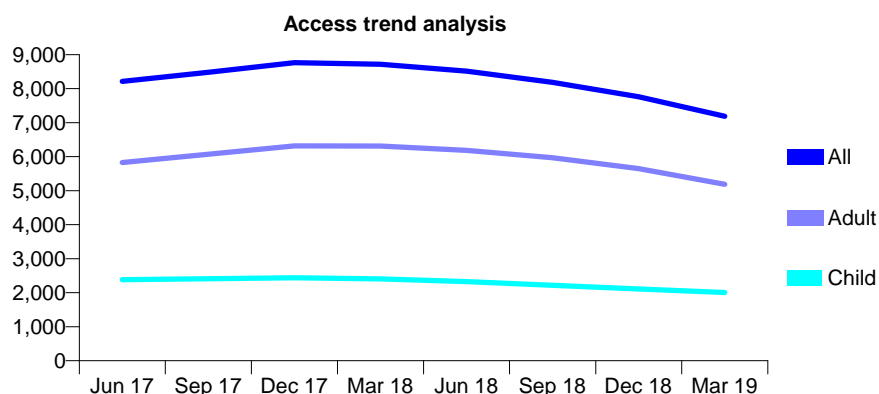
## Q46 - Vital Signs At a Glance Contract Report for 780871/0001 - Year end March 2019

Name or company name	MR R KHAN
Contract type name	GDS Contract
Purpose of contract	General
Contract start date	01/04/2006
Contract end date	

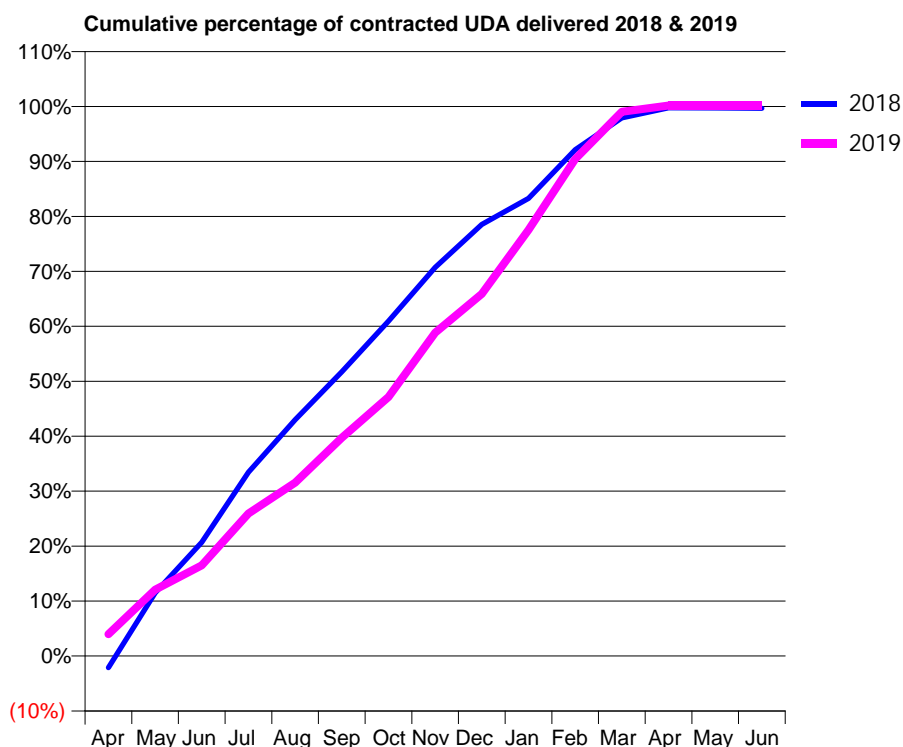
18/19 Contracted general activity (UDA)	13,263
Carry forward general activity (UDA)	-72
18/19 Contracted orthodontic activity (UOA)	0
Carry forward orthodontic activity (UOA)	0
Baseline contract value	£392,405.67

### ACCESS\*

Patients seen in 24 months	Total	Change since previous quarter
Quarter ending March 2018	8,717	
Quarter ending June 2018	8,514	↓
Quarter ending September 2018	8,188	↓
Quarter ending December 2018	7,761	↓
Quarter ending March 2019	7,192	↓
<b>Variance since March 2018</b>	<b>(17.5%)</b>	<b>↓</b>



### ACTIVITY



Adjusted Scheduled Activity (UDA)		
Month	2018	2019
April	-525	531
May	2,830	1,602
June	5,094	2,190
July	8,235	3,440
August	10,592	4,186
September	12,732	5,268
October	15,006	6,251
November	17,412	7,803
December	19,330	8,739
January	20,506	10,286
February	22,685	11,993
March	24,113	13,132
April	24,559	13,283
May	24,555	13,284
June	24,543	13,284

### QUALITY

	Quantity	Base Number	Contract	AT	Region	England
% of FP17s for the same patient ID Re-attending within 3 months - Children	111	1,670	6.6%	12.2%	12.3%	11.8%
% of FP17s for the same patient ID Re-attending within 3 months - Adults	468	3,986	11.7%	16.2%	15.9%	15.7%
% of FP17s for the same patient ID Re-attending between 3 & 9 months - Children	538	1,670	32.2%	58.0%	60.2%	58.9%
% of FP17s for the same patient ID Re-attending between 3 & 9 months - Adults	1,468	3,986	36.8%	50.9%	53.0%	50.8%
% of FP17s for Band 1 Urgent Courses	720	5,599	12.9%	10.1%	9.1%	9.1%
% of FP17s Relating to Free Repair or Replacements	46	5,599	0.8%	0.8%	1.0%	0.8%
% of FP17s Relating to Continuations	22	5,599	0.4%	0.9%	1.0%	0.9%
% of Patients satisfied with the dentistry they have received	1	1	N/A	92.8%	93.2%	92.5%
% of Patients satisfied with the time they had to wait for an appointment	1	1	N/A	86.8%	88.1%	87.0%

\* This is based on patients treated on this contract for their most recent course of treatment.

Figures in italics indicate the base number of FP17s or Patient Questionnaire responses are less than 100. N/A is shown where the base number of responses is less than 10 during the period. % is calculated as Quantity/Base number\*100

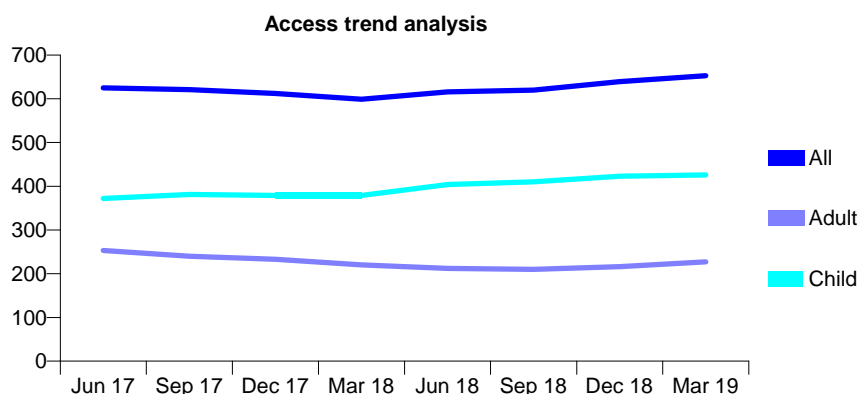
## Q46 - Vital Signs At a Glance Contract Report for 803375/0001 - Year end March 2019

Name or company name	MISS SR WOOLF
Contract type name	GDS Contract
Purpose of contract	General
Contract start date	01/04/2006
Contract end date	

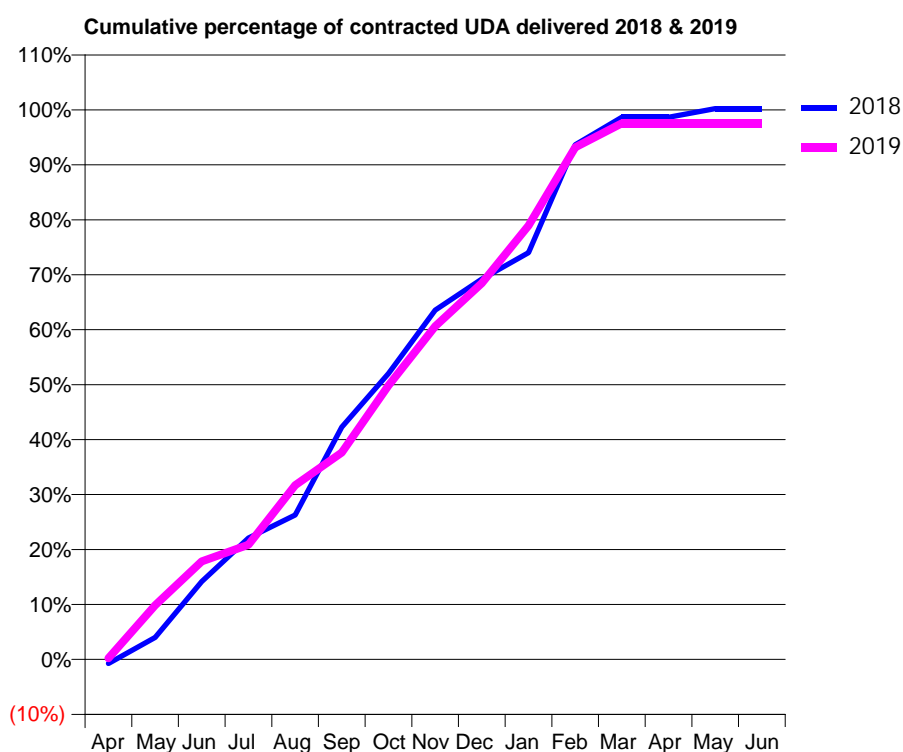
18/19 Contracted general activity (UDA)	1,715
Carry forward general activity (UDA)	-4
18/19 Contracted orthodontic activity (UOA)	0
Carry forward orthodontic activity (UOA)	0
Baseline contract value	£66,139.64

### ACCESS\*

Patients seen in 24 months	Total	Change since previous quarter
Quarter ending March 2018	599	
Quarter ending June 2018	616	↑
Quarter ending September 2018	620	→
Quarter ending December 2018	639	↑
Quarter ending March 2019	653	↑
<b>Variance since March 2018</b>	<b>9.0%</b>	<b>↑</b>



### ACTIVITY



Adjusted Scheduled Activity (UDA)		
Month	2018	2019
April	-13	4
May	69	169
June	243	306
July	379	358
August	451	544
September	725	646
October	892	855
November	1,090	1,040
December	1,187	1,174
January	1,269	1,354
February	1,606	1,598
March	1,692	1,673
April	1,692	1,673
May	1,719	1,673
June	1,719	1,673

### QUALITY

	Quantity	Base Number	Contract	AT	Region	England
% of FP17s for the same patient ID Re-attending within 3 months - Children	66	527	12.5%	12.2%	12.3%	11.8%
% of FP17s for the same patient ID Re-attending within 3 months - Adults	27	197	13.7%	16.2%	15.9%	15.7%
% of FP17s for the same patient ID Re-attending between 3 & 9 months - Children	193	527	36.6%	58.0%	60.2%	58.9%
% of FP17s for the same patient ID Re-attending between 3 & 9 months - Adults	50	197	25.4%	50.9%	53.0%	50.8%
% of FP17s for Band 1 Urgent Courses	5	716	0.7%	10.1%	9.1%	9.1%
% of FP17s Relating to Free Repair or Replacements	0	716	0.0%	0.8%	1.0%	0.8%
% of FP17s Relating to Continuations	5	716	0.7%	0.9%	1.0%	0.9%
% of Patients satisfied with the dentistry they have received	6	6	N/A	92.8%	93.2%	92.5%
% of Patients satisfied with the time they had to wait for an appointment	6	6	N/A	86.8%	88.1%	87.0%

\* This is based on patients treated on this contract for their most recent course of treatment. Figures in italics indicate the base number of FP17s or Patient Questionnaire responses are less than 100. N/A is shown where the base number of responses is less than 10 during the period. % is calculated as Quantity/Base number\*100

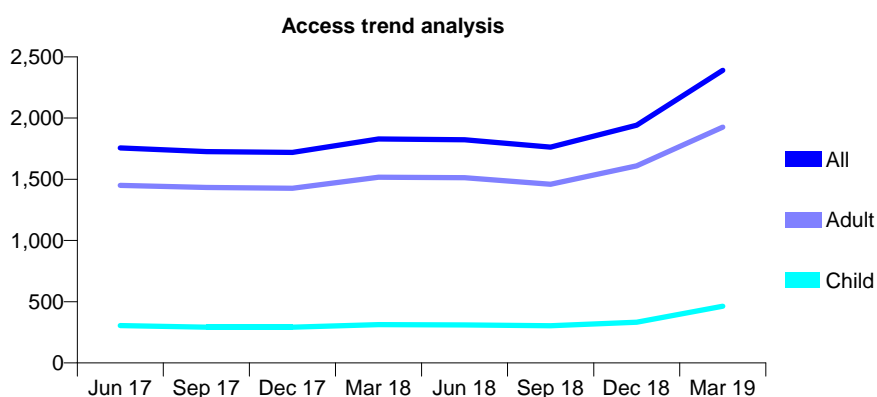
## Q46 - Vital Signs At a Glance Contract Report for 819883/0002 - Year end March 2019

Name or company name	Joubert & Taylor
Contract type name	GDS Contract
Purpose of contract	General
Contract start date	01/04/2006
Contract end date	

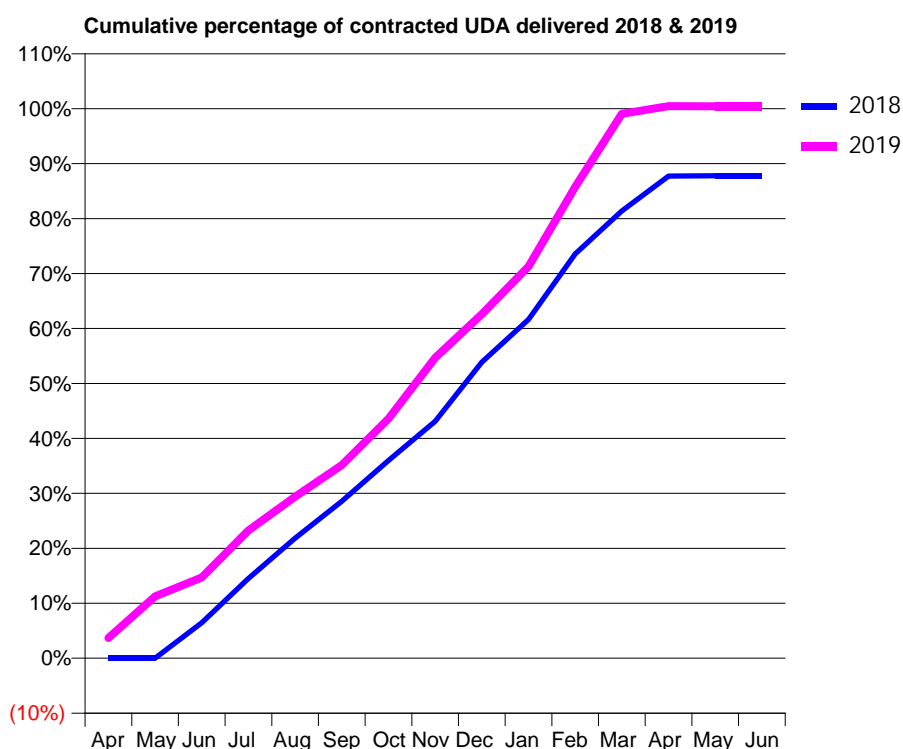
18/19 Contracted general activity (UDA)	6,065
Carry forward general activity (UDA)	0
18/19 Contracted orthodontic activity (UOA)	0
Carry forward orthodontic activity (UOA)	0
Baseline contract value	£142,854.24

### ACCESS\*

Patients seen in 24 months	Total	Change since previous quarter
Quarter ending March 2018	1,830	
Quarter ending June 2018	1,823	→
Quarter ending September 2018	1,763	↓
Quarter ending December 2018	1,942	↑
Quarter ending March 2019	2,391	↑
<b>Variance since March 2018</b>	<b>30.7%</b>	<b>↑</b>



### ACTIVITY



Adjusted Scheduled Activity (UDA)		
Month	2018	2019
April	0	223
May	0	683
June	391	891
July	881	1,410
August	1,325	1,782
September	1,732	2,133
October	2,181	2,642
November	2,614	3,317
December	3,266	3,797
January	3,737	4,323
February	4,463	5,202
March	4,936	6,007
April	5,322	6,092
May	5,325	6,091
June	5,325	6,091

### QUALITY

	Quantity	Base Number	Contract	AT	Region	England
% of FP17s for the same patient ID Re-attending within 3 months - Children	38	594	6.4%	12.2%	12.3%	11.8%
% of FP17s for the same patient ID Re-attending within 3 months - Adults	491	2,966	16.6%	16.2%	15.9%	15.7%
% of FP17s for the same patient ID Re-attending between 3 & 9 months - Children	229	594	38.6%	58.0%	60.2%	58.9%
% of FP17s for the same patient ID Re-attending between 3 & 9 months - Adults	1,382	2,966	46.6%	50.9%	53.0%	50.8%
% of FP17s for Band 1 Urgent Courses	266	3,408	7.8%	10.1%	9.1%	9.1%
% of FP17s Relating to Free Repair or Replacements	12	3,408	0.4%	0.8%	1.0%	0.8%
% of FP17s Relating to Continuations	15	3,408	0.4%	0.9%	1.0%	0.9%
% of Patients satisfied with the dentistry they have received	1	1	N/A	92.8%	93.2%	92.5%
% of Patients satisfied with the time they had to wait for an appointment	1	1	N/A	86.8%	88.1%	87.0%

\* This is based on patients treated on this contract for their most recent course of treatment.

Figures in italics indicate the base number of FP17s or Patient Questionnaire responses are less than 100. N/A is shown where the base number of responses is less than 10 during the period. % is calculated as Quantity/Base number\*100

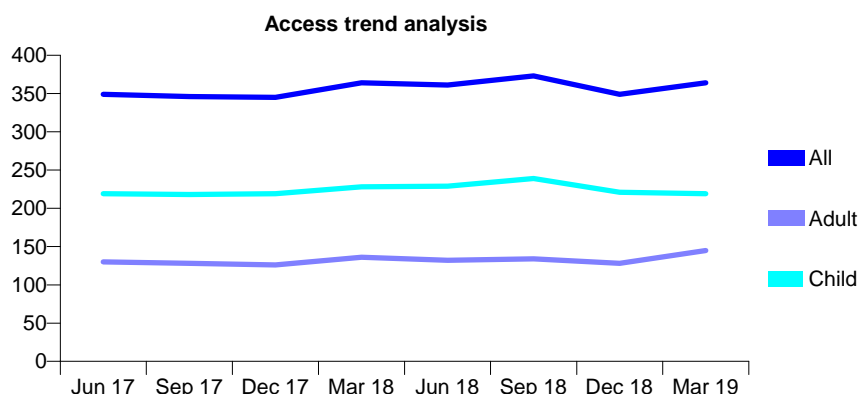
## Q46 - Vital Signs At a Glance Contract Report for 824372/0001 - Year end March 2019

Name or company name	MRS LR DOVER
Contract type name	GDS Contract
Purpose of contract	General and Orthodontic
Contract start date	01/04/2006
Contract end date	

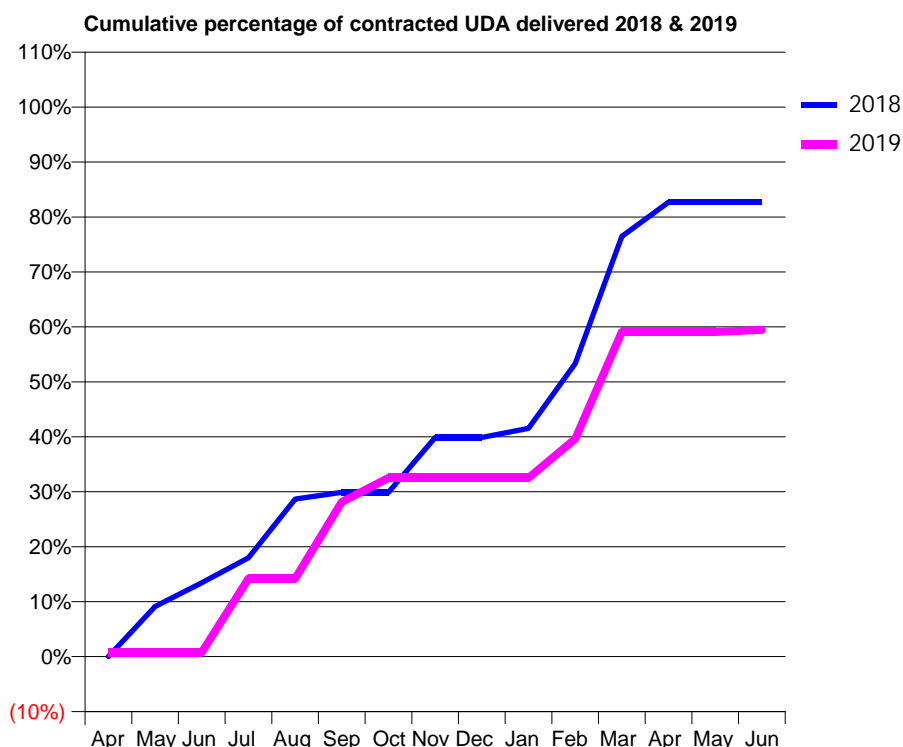
18/19 Contracted general activity (UDA)	760
Carry forward general activity (UDA)	0
18/19 Contracted orthodontic activity (UOA)	376
Carry forward orthodontic activity (UOA)	0
Baseline contract value	£35,483.63

### ACCESS\*

Patients seen in 24 months	Total	Change since previous quarter
Quarter ending March 2018	364	
Quarter ending June 2018	361	→
Quarter ending September 2018	373	↑
Quarter ending December 2018	349	↓
Quarter ending March 2019	364	↑
<b>Variance since March 2018</b>	<b>0.0%</b>	<b>→</b>



### ACTIVITY



Adjusted Scheduled Activity (UDA)		
Month	2018	2019
April	0	6
May	66	6
June	97	6
July	130	108
August	207	108
September	216	214
October	216	247
November	288	247
December	288	247
January	300	247
February	385	301
March	552	449
April	597	449
May	597	449
June	597	452

### QUALITY

	Quantity	Base Number	Contract	AT	Region	England
% of FP17s for the same patient ID Re-attending within 3 months - Children	17	291	5.8%	12.2%	12.3%	11.8%
% of FP17s for the same patient ID Re-attending within 3 months - Adults	13	156	8.3%	16.2%	15.9%	15.7%
% of FP17s for the same patient ID Re-attending between 3 & 9 months - Children	151	291	51.9%	58.0%	60.2%	58.9%
% of FP17s for the same patient ID Re-attending between 3 & 9 months - Adults	70	156	44.9%	50.9%	53.0%	50.8%
% of FP17s for Band 1 Urgent Courses	1	385	0.3%	10.1%	9.1%	9.1%
% of FP17s Relating to Free Repair or Replacements	0	385	0.0%	0.8%	1.0%	0.8%
% of FP17s Relating to Continuations	9	385	2.3%	0.9%	1.0%	0.9%
% of Patients satisfied with the dentistry they have received	0	0	N/A	92.8%	93.2%	92.5%
% of Patients satisfied with the time they had to wait for an appointment	0	0	N/A	86.8%	88.1%	87.0%

\* This is based on patients treated on this contract for their most recent course of treatment.  
 Figures in *italics* indicate the base number of FP17s or Patient Questionnaire responses are less than 100. N/A is shown where the base number of responses is less than 10 during the period. % is calculated as Quantity/Base number\*100

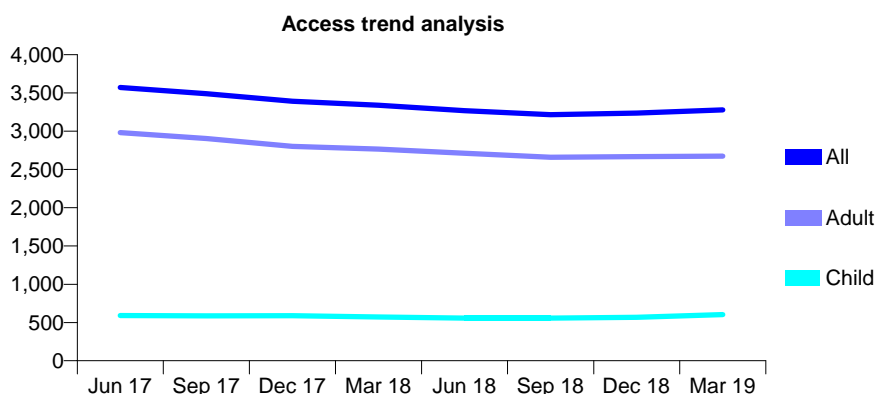
## Q46 - Vital Signs At a Glance Contract Report for 825093/0002 - Year end March 2019

Name or company name	MR MA NASEEM
Contract type name	GDS Contract
Purpose of contract	General
Contract start date	01/04/2006
Contract end date	

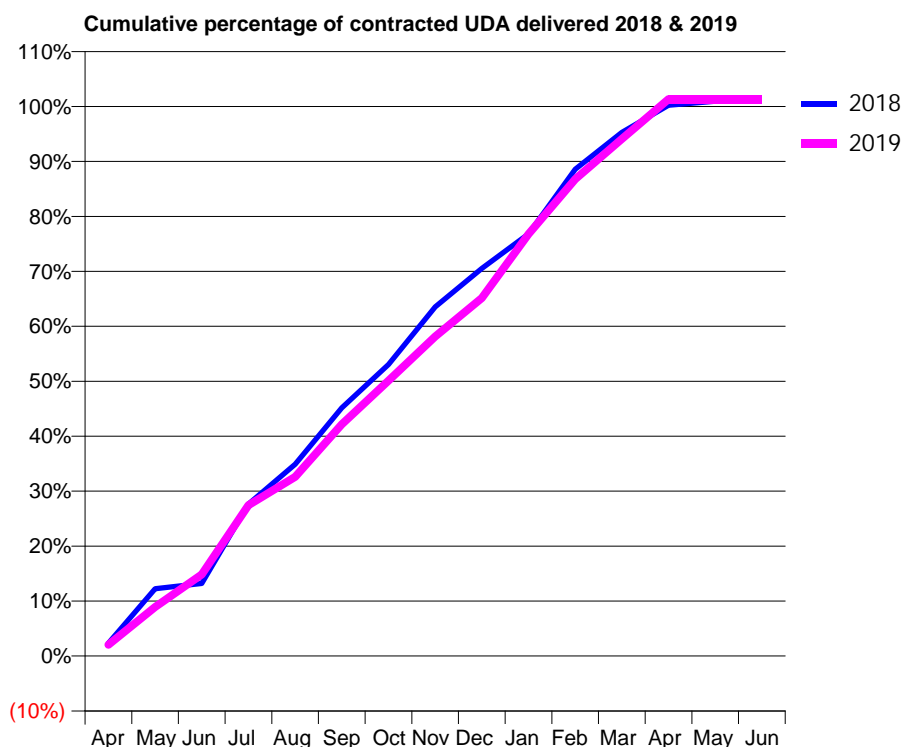
18/19 Contracted general activity (UDA)	13,932
Carry forward general activity (UDA)	-130
18/19 Contracted orthodontic activity (UOA)	0
Carry forward orthodontic activity (UOA)	0
Baseline contract value	£332,606.75

### ACCESS\*

Patients seen in 24 months	Total	Change since previous quarter
Quarter ending March 2018	3,339	
Quarter ending June 2018	3,268	↓
Quarter ending September 2018	3,216	↓
Quarter ending December 2018	3,236	→
Quarter ending March 2019	3,278	→
<b>Variance since March 2018</b>	<b>(1.8%)</b>	<b>↓</b>



### ACTIVITY



Adjusted Scheduled Activity (UDA)		
Month	2018	2019
April	327	287
May	1,705	1,242
June	1,841	2,066
July	3,853	3,824
August	4,863	4,541
September	6,290	5,873
October	7,389	6,980
November	8,854	8,100
December	9,824	9,071
January	10,702	10,697
February	12,341	12,087
March	13,275	13,106
April	13,962	14,115
May	14,062	14,115
June	14,062	14,115

### QUALITY

	Quantity	Base Number	Contract	AT	Region	England
% of FP17s for the same patient ID Re-attending within 3 months - Children	62	918	6.8%	12.2%	12.3%	11.8%
% of FP17s for the same patient ID Re-attending within 3 months - Adults	712	4,151	17.2%	16.2%	15.9%	15.7%
% of FP17s for the same patient ID Re-attending between 3 & 9 months - Children	551	918	60.0%	58.0%	60.2%	58.9%
% of FP17s for the same patient ID Re-attending between 3 & 9 months - Adults	2,404	4,151	57.9%	50.9%	53.0%	50.8%
% of FP17s for Band 1 Urgent Courses	31	5,096	0.6%	10.1%	9.1%	9.1%
% of FP17s Relating to Free Repair or Replacements	76	5,096	1.5%	0.8%	1.0%	0.8%
% of FP17s Relating to Continuations	100	5,096	2.0%	0.9%	1.0%	0.9%
% of Patients satisfied with the dentistry they have received	12	13	92.3%	92.8%	93.2%	92.5%
% of Patients satisfied with the time they had to wait for an appointment	12	13	92.3%	86.8%	88.1%	87.0%

\* This is based on patients treated on this contract for their most recent course of treatment.

Figures in italics indicate the base number of FP17s or Patient Questionnaire responses are less than 100. N/A is shown where the base number of responses is less than 10 during the period. % is calculated as Quantity/Base number\*100



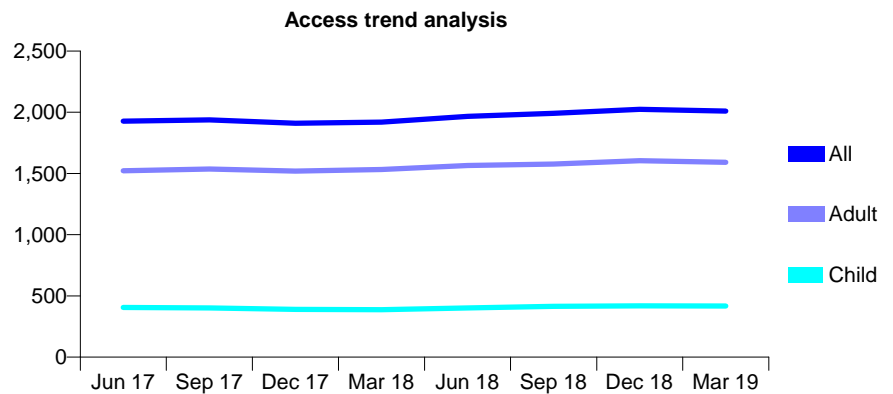
## Q46 - Vital Signs At a Glance Contract Report for 830690/0001 - Year end March 2019

Name or company name	MR MF MOHAMMED
Contract type name	GDS Contract
Purpose of contract	General
Contract start date	07/04/2006
Contract end date	

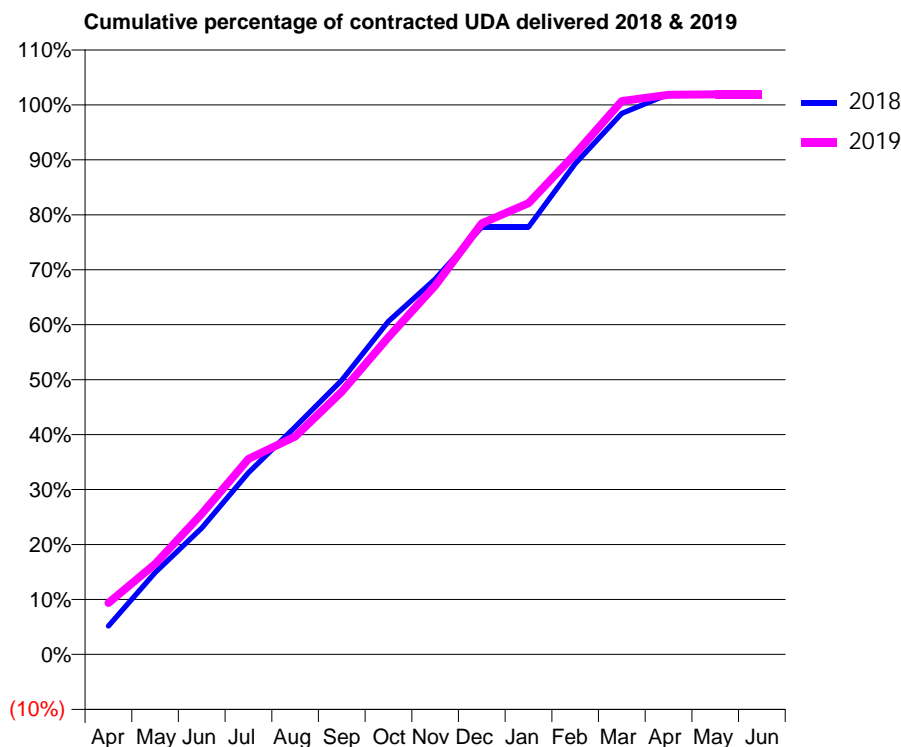
18/19 Contracted general activity (UDA)	5,878
Carry forward general activity (UDA)	-112
18/19 Contracted orthodontic activity (UOA)	0
Carry forward orthodontic activity (UOA)	0
Baseline contract value	£187,958.42

### ACCESS\*

Patients seen in 24 months	Total	Change since previous quarter
Quarter ending March 2018	1,920	
Quarter ending June 2018	1,967	↑
Quarter ending September 2018	1,992	→
Quarter ending December 2018	2,024	→
Quarter ending March 2019	2,010	→
<b>Variance since March 2018</b>	<b>4.7%</b>	<b>↑</b>



### ACTIVITY



Adjusted Scheduled Activity (UDA)		
Month	2018	2019
April	305	550
May	877	968
June	1,352	1,505
July	1,944	2,091
August	2,433	2,331
September	2,933	2,809
October	3,564	3,394
November	4,015	3,945
December	4,571	4,611
January	4,571	4,826
February	5,250	5,353
March	5,786	5,919
April	5,991	5,986
May	5,990	5,991
June	5,990	5,991

### QUALITY

	Quantity	Base Number	Contract	AT	Region	England
% of FP17s for the same patient ID Re-attending within 3 months - Children	96	668	14.4%	12.2%	12.3%	11.8%
% of FP17s for the same patient ID Re-attending within 3 months - Adults	254	2,056	12.4%	16.2%	15.9%	15.7%
% of FP17s for the same patient ID Re-attending between 3 & 9 months - Children	350	668	52.4%	58.0%	60.2%	58.9%
% of FP17s for the same patient ID Re-attending between 3 & 9 months - Adults	992	2,056	48.2%	50.9%	53.0%	50.8%
% of FP17s for Band 1 Urgent Courses	129	2,659	4.9%	10.1%	9.1%	9.1%
% of FP17s Relating to Free Repair or Replacements	37	2,659	1.4%	0.8%	1.0%	0.8%
% of FP17s Relating to Continuations	53	2,659	2.0%	0.9%	1.0%	0.9%
% of Patients satisfied with the dentistry they have received	1	1	N/A	92.8%	93.2%	92.5%
% of Patients satisfied with the time they had to wait for an appointment	1	1	N/A	86.8%	88.1%	87.0%

\* This is based on patients treated on this contract for their most recent course of treatment. Figures in italics indicate the base number of FP17s or Patient Questionnaire responses are less than 100. N/A is shown where the base number of responses is less than 10 during the period. % is calculated as Quantity/Base number\*100

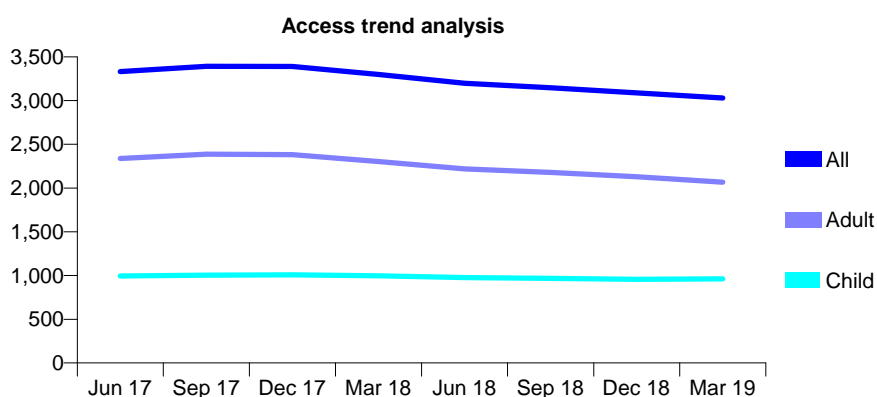
## Q46 - Vital Signs At a Glance Contract Report for 830690/0002 - Year end March 2019

Name or company name	MR MF MOHAMMED
Contract type name	GDS Contract
Purpose of contract	General
Contract start date	01/10/2008
Contract end date	

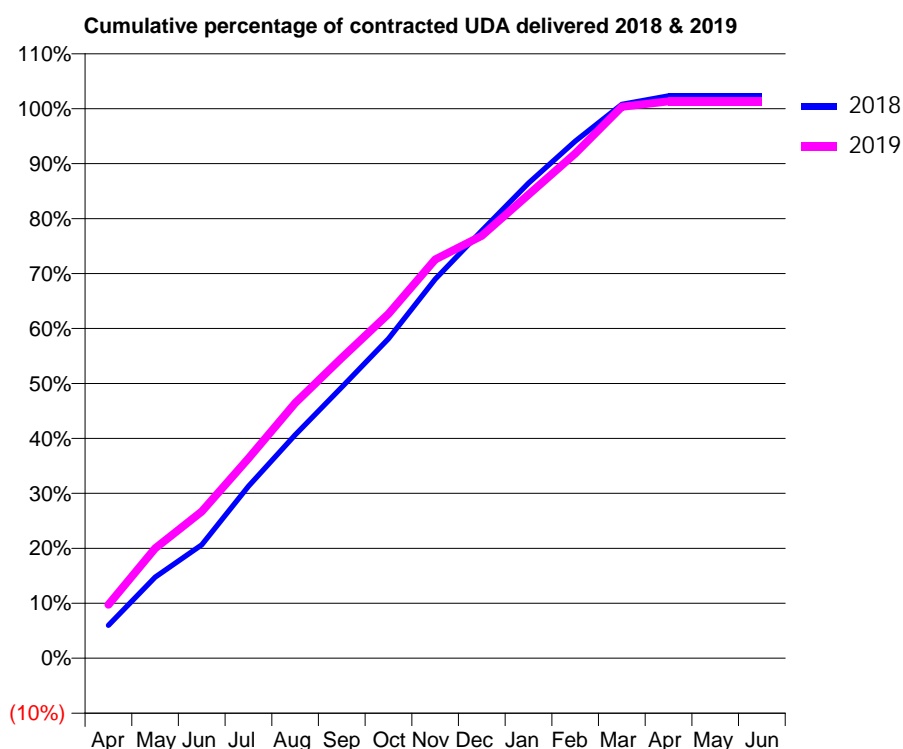
18/19 Contracted general activity (UDA)	8,000
Carry forward general activity (UDA)	-160
18/19 Contracted orthodontic activity (UOA)	0
Carry forward orthodontic activity (UOA)	0
Baseline contract value	£221,051.24

### ACCESS\*

Patients seen in 24 months	Total	Change since previous quarter
Quarter ending March 2018	3,300	
Quarter ending June 2018	3,197	↓
Quarter ending September 2018	3,147	↓
Quarter ending December 2018	3,087	↓
Quarter ending March 2019	3,029	↓
<b>Variance since March 2018</b>	<b>(8.2%)</b>	<b>↓</b>



### ACTIVITY



Adjusted Scheduled Activity (UDA)		
Month	2018	2019
April	478	779
May	1,179	1,600
June	1,651	2,136
July	2,503	2,909
August	3,251	3,714
September	3,947	4,371
October	4,650	5,011
November	5,517	5,804
December	6,226	6,149
January	6,916	6,748
February	7,525	7,347
March	8,061	8,027
April	8,185	8,106
May	8,185	8,106
June	8,185	8,106

### QUALITY

	Quantity	Base Number	Contract	AT	Region	England
% of FP17s for the same patient ID Re-attending within 3 months - Children	112	1,692	6.6%	12.2%	12.3%	11.8%
% of FP17s for the same patient ID Re-attending within 3 months - Adults	272	2,740	9.9%	16.2%	15.9%	15.7%
% of FP17s for the same patient ID Re-attending between 3 & 9 months - Children	1,118	1,692	66.1%	58.0%	60.2%	58.9%
% of FP17s for the same patient ID Re-attending between 3 & 9 months - Adults	1,536	2,740	56.1%	50.9%	53.0%	50.8%
% of FP17s for Band 1 Urgent Courses	410	4,424	9.3%	10.1%	9.1%	9.1%
% of FP17s Relating to Free Repair or Replacements	63	4,424	1.4%	0.8%	1.0%	0.8%
% of FP17s Relating to Continuations	17	4,424	0.4%	0.9%	1.0%	0.9%
% of Patients satisfied with the dentistry they have received	2	2	N/A	92.8%	93.2%	92.5%
% of Patients satisfied with the time they had to wait for an appointment	2	2	N/A	86.8%	88.1%	87.0%

\* This is based on patients treated on this contract for their most recent course of treatment.

Figures in italics indicate the base number of FP17s or Patient Questionnaire responses are less than 100. N/A is shown where the base number of responses is less than 10 during the period. % is calculated as Quantity/Base number\*100

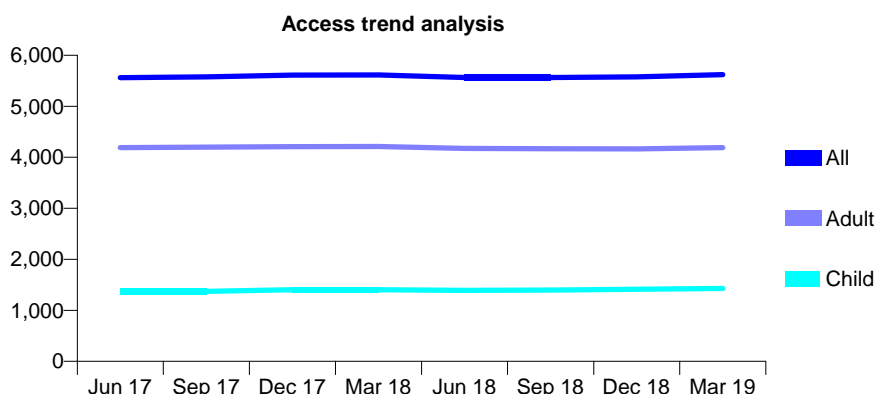
## Q46 - Vital Signs At a Glance Contract Report for 830739/0001 - Year end March 2019

Name or company name	MR AC MOSS
Contract type name	GDS Contract
Purpose of contract	General
Contract start date	01/04/2006
Contract end date	

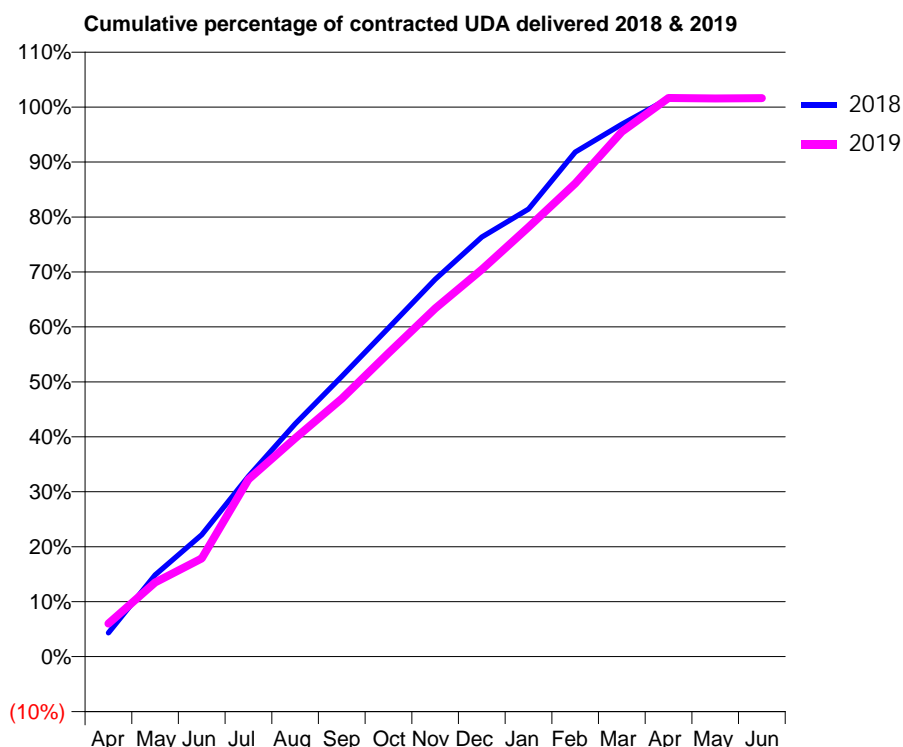
18/19 Contracted general activity (UDA)	15,000
Carry forward general activity (UDA)	-227
18/19 Contracted orthodontic activity (UOA)	0
Carry forward orthodontic activity (UOA)	0
Baseline contract value	£413,220.61

### ACCESS\*

Patients seen in 24 months	Total	Change since previous quarter
Quarter ending March 2018	5,614	
Quarter ending June 2018	5,566	→
Quarter ending September 2018	5,566	→
Quarter ending December 2018	5,576	→
Quarter ending March 2019	5,619	→
<b>Variance since March 2018</b>	<b>0.1%</b>	<b>→</b>



### ACTIVITY



Adjusted Scheduled Activity (UDA)		
Month	2018	2019
April	649	903
May	2,229	2,025
June	3,326	2,679
July	4,920	4,840
August	6,355	5,962
September	7,644	7,036
October	8,972	8,285
November	10,299	9,501
December	11,452	10,565
January	12,219	11,721
February	13,770	12,912
March	14,528	14,324
April	15,237	15,247
May	15,219	15,236
June	15,227	15,242

### QUALITY

	Quantity	Base Number	Contract	AT	Region	England
% of FP17s for the same patient ID Re-attending within 3 months - Children	152	2,292	6.6%	12.2%	12.3%	11.8%
% of FP17s for the same patient ID Re-attending within 3 months - Adults	747	6,156	12.1%	16.2%	15.9%	15.7%
% of FP17s for the same patient ID Re-attending between 3 & 9 months - Children	1,558	2,292	68.0%	58.0%	60.2%	58.9%
% of FP17s for the same patient ID Re-attending between 3 & 9 months - Adults	3,621	6,156	58.8%	50.9%	53.0%	50.8%
% of FP17s for Band 1 Urgent Courses	479	8,568	5.6%	10.1%	9.1%	9.1%
% of FP17s Relating to Free Repair or Replacements	69	8,568	0.8%	0.8%	1.0%	0.8%
% of FP17s Relating to Continuations	24	8,568	0.3%	0.9%	1.0%	0.9%
% of Patients satisfied with the dentistry they have received	2	2	N/A	92.8%	93.2%	92.5%
% of Patients satisfied with the time they had to wait for an appointment	2	2	N/A	86.8%	88.1%	87.0%

\* This is based on patients treated on this contract for their most recent course of treatment.  
 Figures in italics indicate the base number of FP17s or Patient Questionnaire responses are less than 100. N/A is shown where the base number of responses is less than 10 during the period. % is calculated as Quantity/Base number\*100

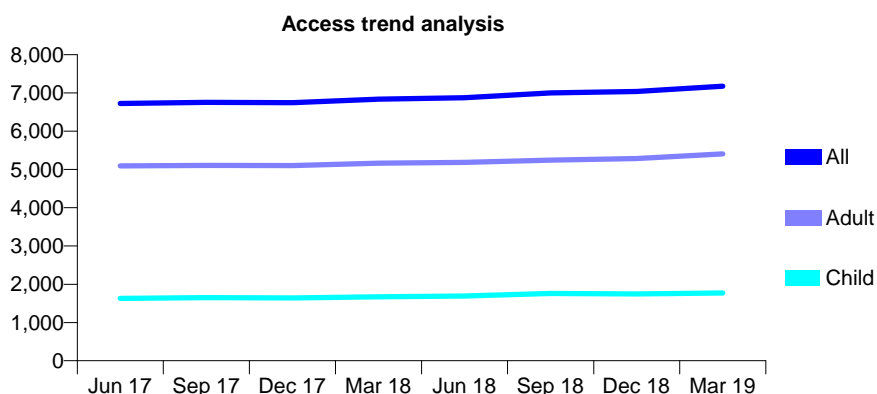
## Q46 - Vital Signs At a Glance Contract Report for 839183/0001 - Year end March 2019

Name or company name	MR TP BARNETT
Contract type name	GDS Contract
Purpose of contract	General
Contract start date	01/04/2006
Contract end date	

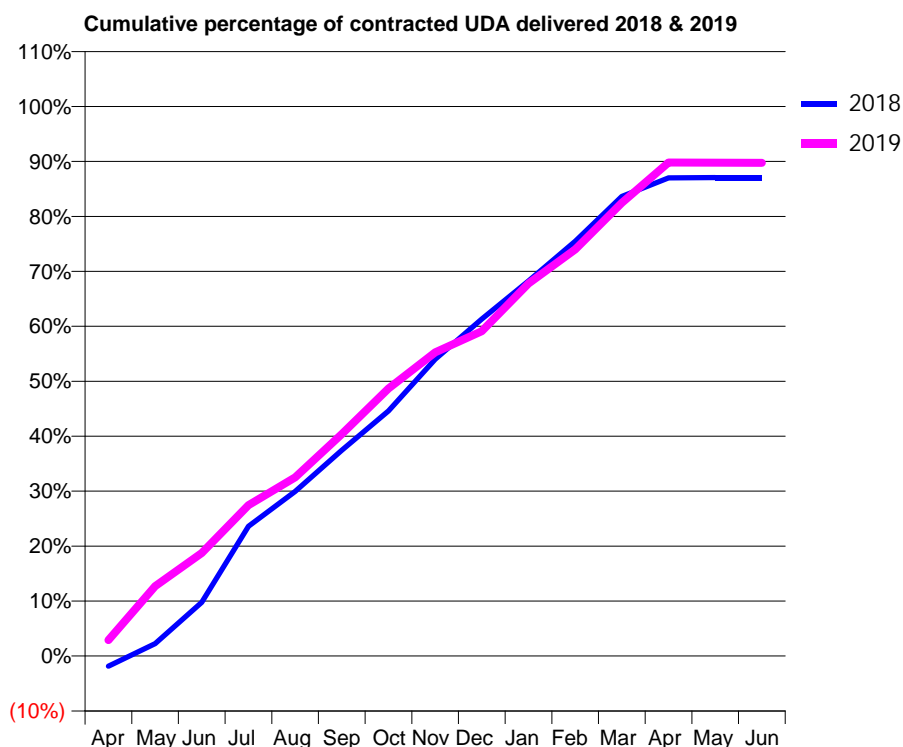
18/19 Contracted general activity (UDA)	25,728
Carry forward general activity (UDA)	0
18/19 Contracted orthodontic activity (UOA)	0
Carry forward orthodontic activity (UOA)	0
Baseline contract value	£752,095.78

### ACCESS\*

Patients seen in 24 months	Total	Change since previous quarter
Quarter ending March 2018	6,836	
Quarter ending June 2018	6,877	→
Quarter ending September 2018	7,002	→
Quarter ending December 2018	7,035	→
Quarter ending March 2019	7,177	↑
<b>Variance since March 2018</b>	<b>5.0%</b>	<b>↑</b>



### ACTIVITY



Adjusted Scheduled Activity (UDA)		
Month	2018	2019
April	-477	743
May	584	3,273
June	2,515	4,825
July	6,072	7,065
August	7,709	8,360
September	9,628	10,387
October	11,480	12,520
November	13,896	14,220
December	15,777	15,209
January	17,561	17,443
February	19,418	19,030
March	21,512	21,217
April	22,386	23,102
May	22,399	23,096
June	22,400	23,093

### QUALITY

	Quantity	Base Number	Contract	AT	Region	England
% of FP17s for the same patient ID Re-attending within 3 months - Children	481	3,079	15.6%	12.2%	12.3%	11.8%
% of FP17s for the same patient ID Re-attending within 3 months - Adults	1,320	8,349	15.8%	16.2%	15.9%	15.7%
% of FP17s for the same patient ID Re-attending between 3 & 9 months - Children	1,886	3,079	61.3%	58.0%	60.2%	58.9%
% of FP17s for the same patient ID Re-attending between 3 & 9 months - Adults	5,016	8,349	60.1%	50.9%	53.0%	50.8%
% of FP17s for Band 1 Urgent Courses	890	12,165	7.3%	10.1%	9.1%	9.1%
% of FP17s Relating to Free Repair or Replacements	117	12,165	1.0%	0.8%	1.0%	0.8%
% of FP17s Relating to Continuations	87	12,165	0.7%	0.9%	1.0%	0.9%
% of Patients satisfied with the dentistry they have received	4	4	N/A	92.8%	93.2%	92.5%
% of Patients satisfied with the time they had to wait for an appointment	4	4	N/A	86.8%	88.1%	87.0%

\* This is based on patients treated on this contract for their most recent course of treatment.

Figures in italics indicate the base number of FP17s or Patient Questionnaire responses are less than 100. N/A is shown where the base number of responses is less than 10 during the period. % is calculated as Quantity/Base number\*100

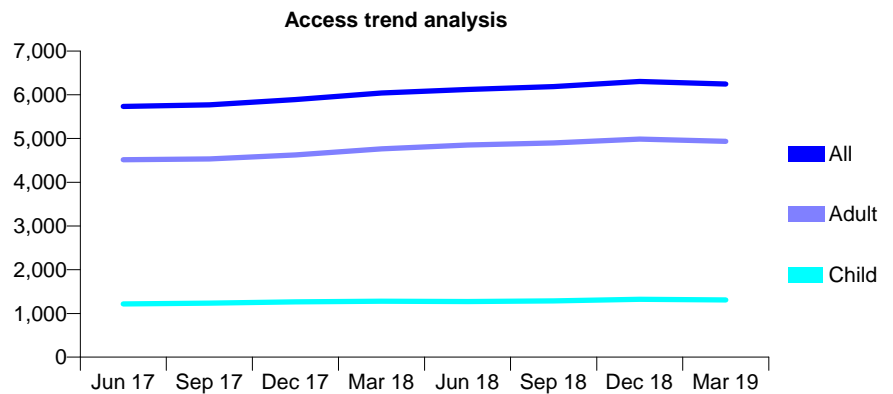
## Q46 - Vital Signs At a Glance Contract Report for 839191/0001 - Year end March 2019

Name or company name	Mr S Karim-Shoshtari
Contract type name	GDS Contract
Purpose of contract	General
Contract start date	01/04/2006
Contract end date	

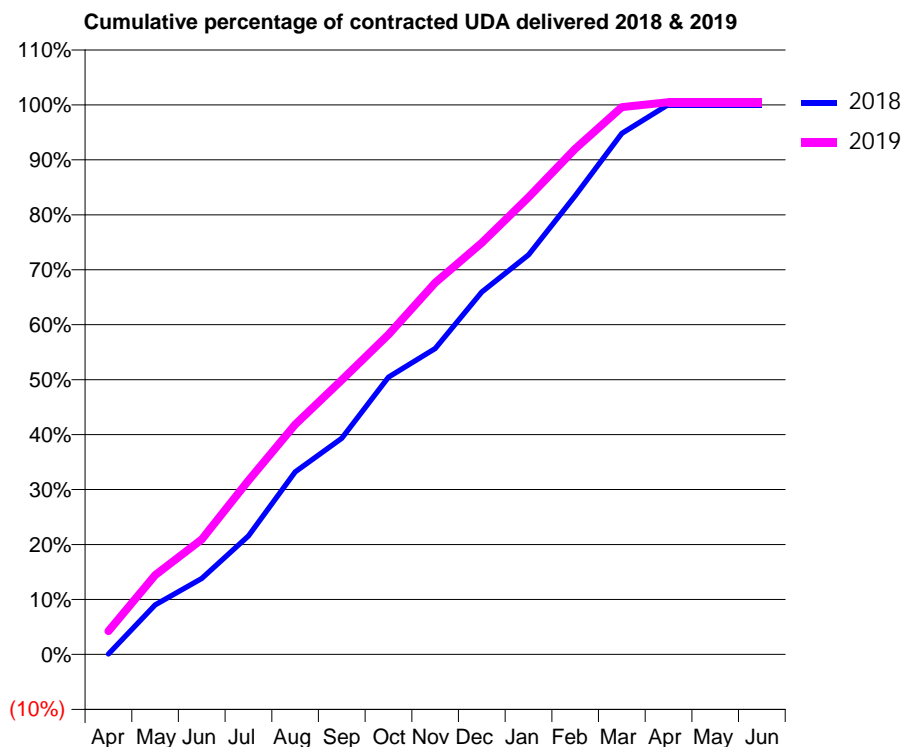
18/19 Contracted general activity (UDA)	17,403
Carry forward general activity (UDA)	-12
18/19 Contracted orthodontic activity (UOA)	0
Carry forward orthodontic activity (UOA)	0
Baseline contract value	£397,691.63

### ACCESS\*

Patients seen in 24 months	Total	Change since previous quarter
Quarter ending March 2018	6,042	
Quarter ending June 2018	6,123	→
Quarter ending September 2018	6,186	→
Quarter ending December 2018	6,306	→
Quarter ending March 2019	6,244	→
<b>Variance since March 2018</b>	<b>3.3%</b>	<b>↑</b>



### ACTIVITY



Adjusted Scheduled Activity (UDA)		
Month	2018	2019
April	14	739
May	1,571	2,512
June	2,405	3,644
July	3,751	5,505
August	5,778	7,281
September	6,842	8,687
October	8,784	10,128
November	9,692	11,773
December	11,478	13,029
January	12,652	14,477
February	14,528	16,011
March	16,497	17,328
April	17,417	17,488
May	17,415	17,487
June	17,415	17,487

### QUALITY

	Quantity	Base Number	Contract	AT	Region	England
% of FP17s for the same patient ID Re-attending within 3 months - Children	337	2,161	15.6%	12.2%	12.3%	11.8%
% of FP17s for the same patient ID Re-attending within 3 months - Adults	829	6,606	12.5%	16.2%	15.9%	15.7%
% of FP17s for the same patient ID Re-attending between 3 & 9 months - Children	1,189	2,161	55.0%	58.0%	60.2%	58.9%
% of FP17s for the same patient ID Re-attending between 3 & 9 months - Adults	3,361	6,606	50.9%	50.9%	53.0%	50.8%
% of FP17s for Band 1 Urgent Courses	339	8,462	4.0%	10.1%	9.1%	9.1%
% of FP17s Relating to Free Repair or Replacements	95	8,462	1.1%	0.8%	1.0%	0.8%
% of FP17s Relating to Continuations	55	8,462	0.6%	0.9%	1.0%	0.9%
% of Patients satisfied with the dentistry they have received	6	6	N/A	92.8%	93.2%	92.5%
% of Patients satisfied with the time they had to wait for an appointment	6	6	N/A	86.8%	88.1%	87.0%

\* This is based on patients treated on this contract for their most recent course of treatment.

Figures in italics indicate the base number of FP17s or Patient Questionnaire responses are less than 100. N/A is shown where the base number of responses is less than 10 during the period. % is calculated as Quantity/Base number\*100

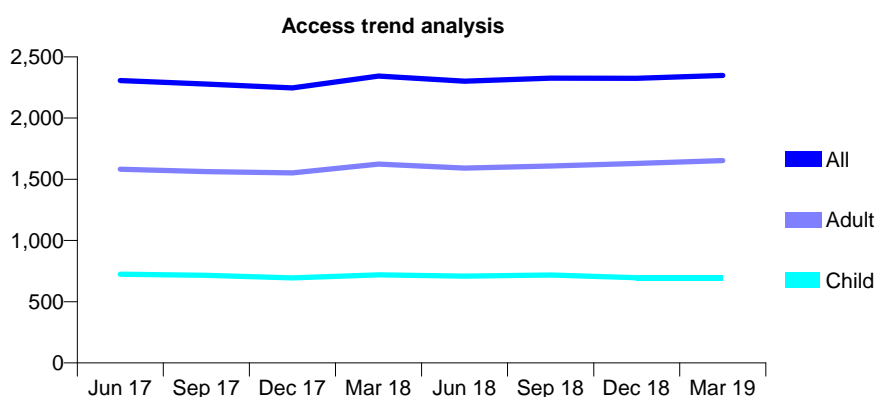
## Q46 - Vital Signs At a Glance Contract Report for 840068/0001 - Year end March 2019

Name or company name	MR S LOMAS
Contract type name	GDS Contract
Purpose of contract	General
Contract start date	01/04/2006
Contract end date	

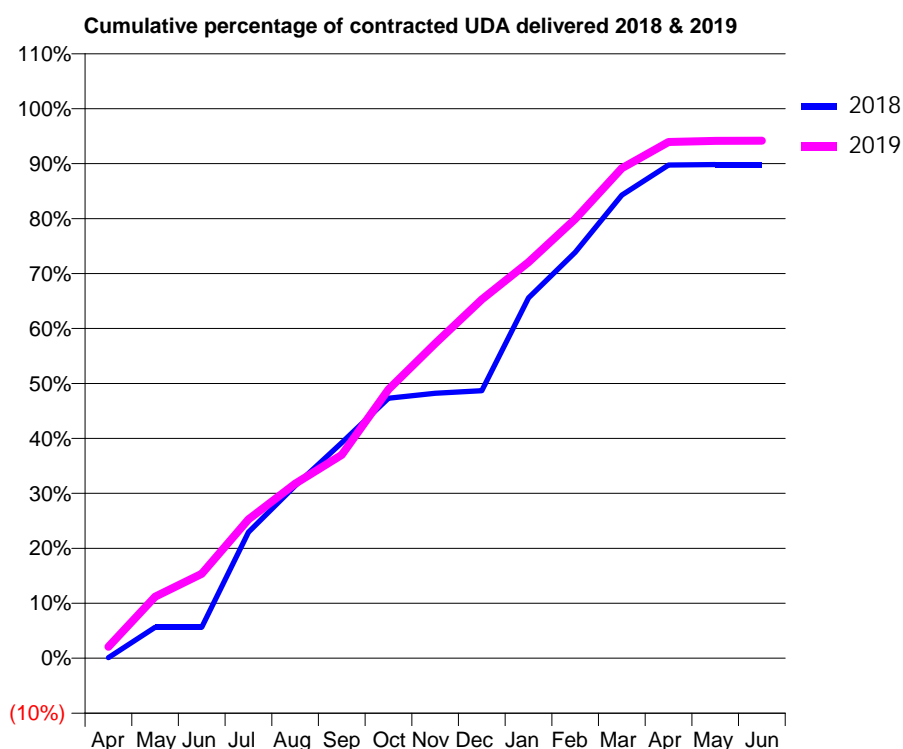
18/19 Contracted general activity (UDA)	7,003
Carry forward general activity (UDA)	0
18/19 Contracted orthodontic activity (UOA)	0
Carry forward orthodontic activity (UOA)	0
Baseline contract value	£188,036.75

### ACCESS\*

Patients seen in 24 months	Total	Change since previous quarter
Quarter ending March 2018	2,344	
Quarter ending June 2018	2,301	↓
Quarter ending September 2018	2,326	→
Quarter ending December 2018	2,325	→
Quarter ending March 2019	2,348	→
<b>Variance since March 2018</b>	<b>0.2%</b>	<b>→</b>



### ACTIVITY



Adjusted Scheduled Activity (UDA)		
Month	2018	2019
April	8	147
May	396	785
June	396	1,077
July	1,607	1,771
August	2,199	2,223
September	2,746	2,590
October	3,313	3,424
November	3,377	4,012
December	3,409	4,571
January	4,592	5,047
February	5,172	5,598
March	5,902	6,243
April	6,284	6,578
May	6,290	6,593
June	6,290	6,594

### QUALITY

	Quantity	Base Number	Contract	AT	Region	England
% of FP17s for the same patient ID Re-attending within 3 months - Children	55	1,124	4.9%	12.2%	12.3%	11.8%
% of FP17s for the same patient ID Re-attending within 3 months - Adults	284	2,550	11.1%	16.2%	15.9%	15.7%
% of FP17s for the same patient ID Re-attending between 3 & 9 months - Children	800	1,124	71.2%	58.0%	60.2%	58.9%
% of FP17s for the same patient ID Re-attending between 3 & 9 months - Adults	1,769	2,550	69.4%	50.9%	53.0%	50.8%
% of FP17s for Band 1 Urgent Courses	108	3,667	2.9%	10.1%	9.1%	9.1%
% of FP17s Relating to Free Repair or Replacements	23	3,667	0.6%	0.8%	1.0%	0.8%
% of FP17s Relating to Continuations	44	3,667	1.2%	0.9%	1.0%	0.9%
% of Patients satisfied with the dentistry they have received	1	1	N/A	92.8%	93.2%	92.5%
% of Patients satisfied with the time they had to wait for an appointment	1	1	N/A	86.8%	88.1%	87.0%

\* This is based on patients treated on this contract for their most recent course of treatment.

Figures in italics indicate the base number of FP17s or Patient Questionnaire responses are less than 100. N/A is shown where the base number of responses is less than 10 during the period. % is calculated as Quantity/Base number\*100

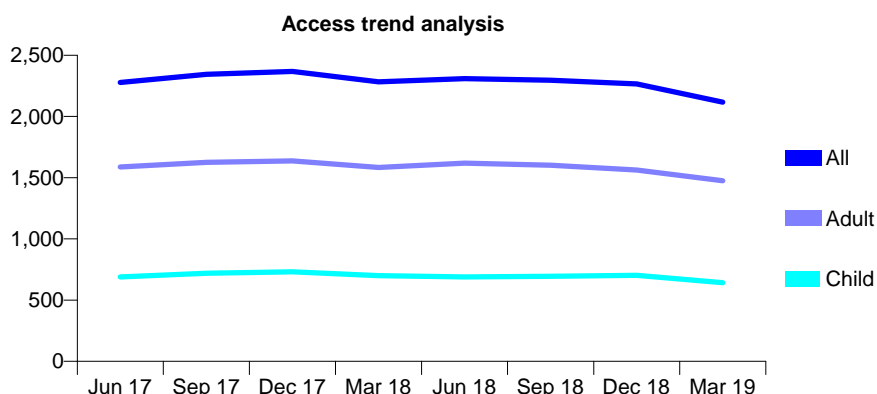
## Q46 - Vital Signs At a Glance Contract Report for 840696/0001 - Year end March 2019

Name or company name	MR MJ KELLY
Contract type name	GDS Contract
Purpose of contract	General and Orthodontic
Contract start date	01/04/2006
Contract end date	

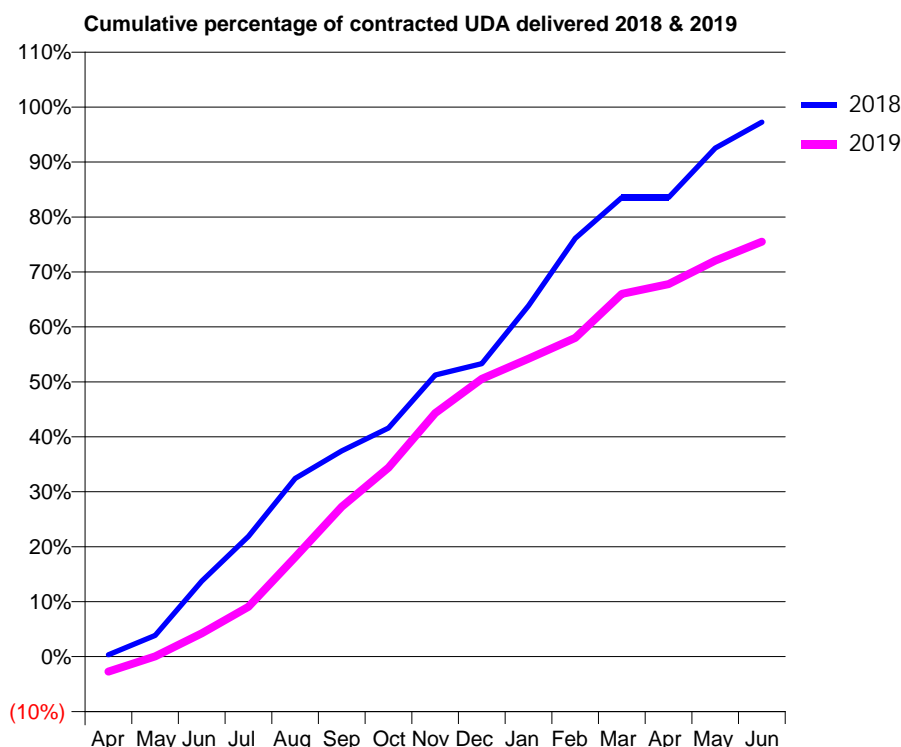
18/19 Contracted general activity (UDA)	7,750
Carry forward general activity (UDA)	213
18/19 Contracted orthodontic activity (UOA)	3,035
Carry forward orthodontic activity (UOA)	1
Baseline contract value	£419,998.49

### ACCESS\*

Patients seen in 24 months	Total	Change since previous quarter
Quarter ending March 2018	2,283	
Quarter ending June 2018	2,309	→
Quarter ending September 2018	2,296	→
Quarter ending December 2018	2,266	↓
Quarter ending March 2019	2,117	↓
<b>Variance since March 2018</b>	<b>(7.3%)</b>	<b>↓</b>



### ACTIVITY



Adjusted Scheduled Activity (UDA)		
Month	2018	2019
April	28	-213
May	300	2
June	1,065	328
July	1,697	703
August	2,514	1,401
September	2,902	2,113
October	3,225	2,665
November	3,970	3,433
December	4,130	3,916
January	4,949	4,202
February	5,899	4,495
March	6,474	5,116
April	6,474	5,253
May	7,172	5,586
June	7,537	5,853

### QUALITY

	Quantity	Base Number	Contract	AT	Region	England
% of FP17s for the same patient ID Re-attending within 3 months - Children	126	1,021	12.3%	12.2%	12.3%	11.8%
% of FP17s for the same patient ID Re-attending within 3 months - Adults	379	2,041	18.6%	16.2%	15.9%	15.7%
% of FP17s for the same patient ID Re-attending between 3 & 9 months - Children	348	1,021	34.1%	58.0%	60.2%	58.9%
% of FP17s for the same patient ID Re-attending between 3 & 9 months - Adults	977	2,041	47.9%	50.9%	53.0%	50.8%
% of FP17s for Band 1 Urgent Courses	65	2,659	2.4%	10.1%	9.1%	9.1%
% of FP17s Relating to Free Repair or Replacements	48	2,659	1.8%	0.8%	1.0%	0.8%
% of FP17s Relating to Continuations	100	2,659	3.8%	0.9%	1.0%	0.9%
% of Patients satisfied with the dentistry they have received	1	2	N/A	92.8%	93.2%	92.5%
% of Patients satisfied with the time they had to wait for an appointment	2	2	N/A	86.8%	88.1%	87.0%

\* This is based on patients treated on this contract for their most recent course of treatment.

Figures in *italics* indicate the base number of FP17s or Patient Questionnaire responses are less than 100. N/A is shown where the base number of responses is less than 10 during the period. % is calculated as Quantity/Base number\*100



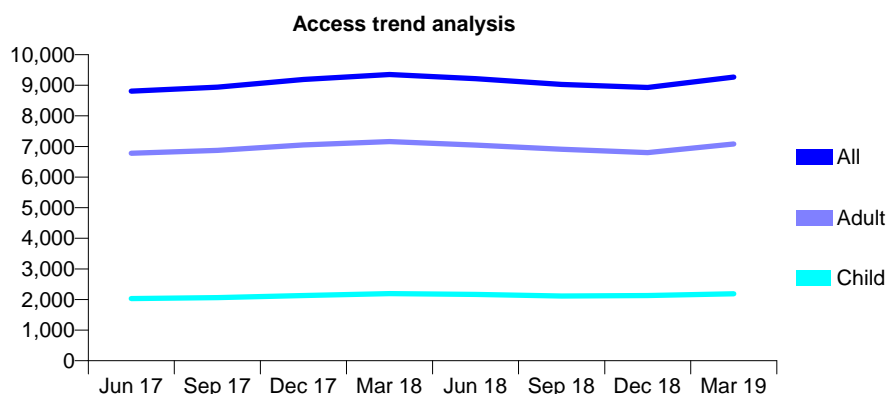
## Q46 - Vital Signs At a Glance Contract Report for 847216/0003 - Year end March 2019

Name or company name	MR AJ JOUBERT
Contract type name	GDS Contract
Purpose of contract	General
Contract start date	01/12/2015
Contract end date	

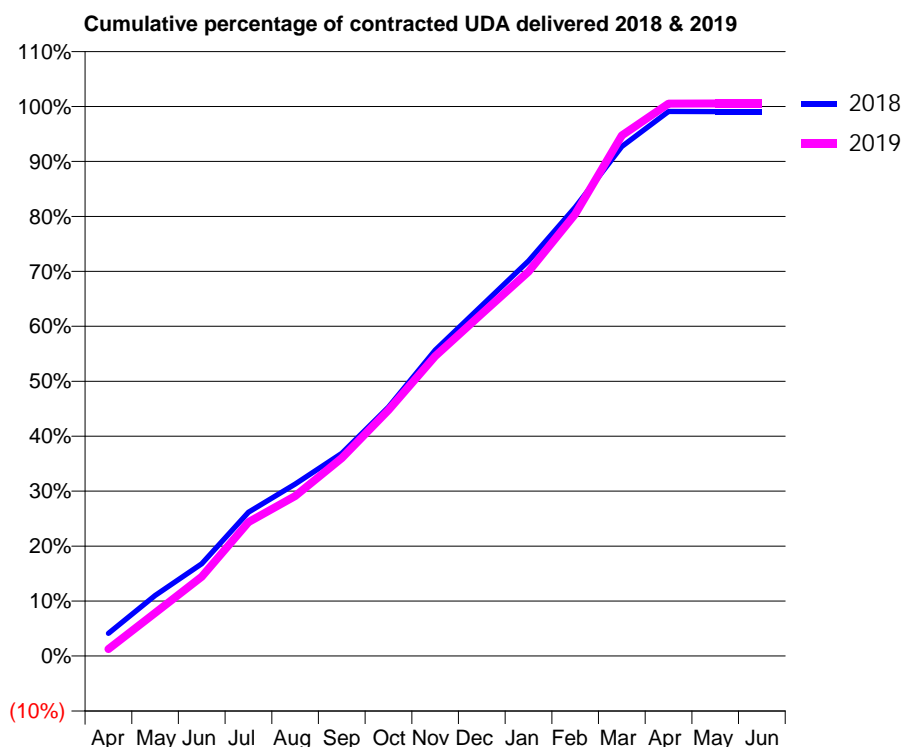
18/19 Contracted general activity (UDA)	27,629
Carry forward general activity (UDA)	116
18/19 Contracted orthodontic activity (UOA)	0
Carry forward orthodontic activity (UOA)	0
Baseline contract value	£758,311.72

### ACCESS\*

Patients seen in 24 months	Total	Change since previous quarter
Quarter ending March 2018	9,355	
Quarter ending June 2018	9,213	↓
Quarter ending September 2018	9,024	↓
Quarter ending December 2018	8,927	↓
Quarter ending March 2019	9,271	↑
<b>Variance since March 2018</b>	<b>(0.9%)</b>	→



### ACTIVITY



Adjusted Scheduled Activity (UDA)		
Month	2018	2019
April	1,142	350
May	3,044	2,172
June	4,635	3,987
July	7,228	6,729
August	8,649	8,040
September	10,193	9,946
October	12,514	12,366
November	15,384	15,076
December	17,617	17,210
January	19,863	19,326
February	22,561	22,216
March	25,613	26,174
April	27,376	27,773
May	27,364	27,782
June	27,370	27,784

### QUALITY

	Quantity	Base Number	Contract	AT	Region	England
% of FP17s for the same patient ID Re-attending within 3 months - Children	296	3,075	9.6%	12.2%	12.3%	11.8%
% of FP17s for the same patient ID Re-attending within 3 months - Adults	1,973	10,546	18.7%	16.2%	15.9%	15.7%
% of FP17s for the same patient ID Re-attending between 3 & 9 months - Children	1,669	3,075	54.3%	58.0%	60.2%	58.9%
% of FP17s for the same patient ID Re-attending between 3 & 9 months - Adults	5,371	10,546	50.9%	50.9%	53.0%	50.8%
% of FP17s for Band 1 Urgent Courses	1,748	13,484	13.0%	10.1%	9.1%	9.1%
% of FP17s Relating to Free Repair or Replacements	186	13,484	1.4%	0.8%	1.0%	0.8%
% of FP17s Relating to Continuations	166	13,484	1.2%	0.9%	1.0%	0.9%
% of Patients satisfied with the dentistry they have received	1	1	N/A	92.8%	93.2%	92.5%
% of Patients satisfied with the time they had to wait for an appointment	1	1	N/A	86.8%	88.1%	87.0%

\* This is based on patients treated on this contract for their most recent course of treatment.

Figures in italics indicate the base number of FP17s or Patient Questionnaire responses are less than 100. N/A is shown where the base number of responses is less than 10 during the period. % is calculated as Quantity/Base number\*100

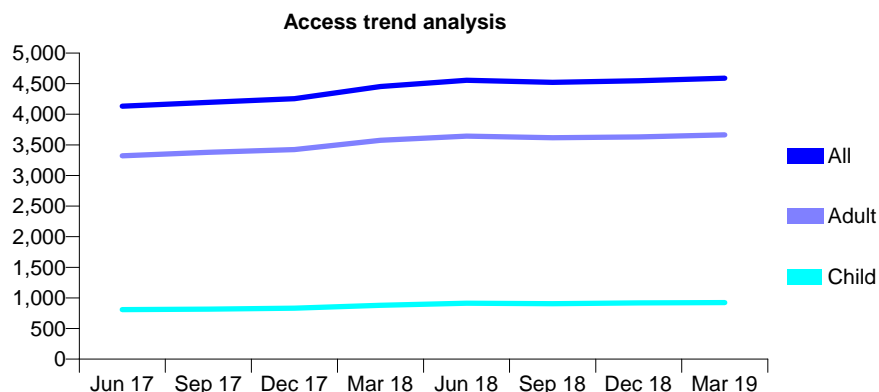
## Q46 - Vital Signs At a Glance Contract Report for 856916/0001 - Year end March 2019

Name or company name	MR MA BUTT
Contract type name	GDS Contract
Purpose of contract	General
Contract start date	01/11/2009
Contract end date	

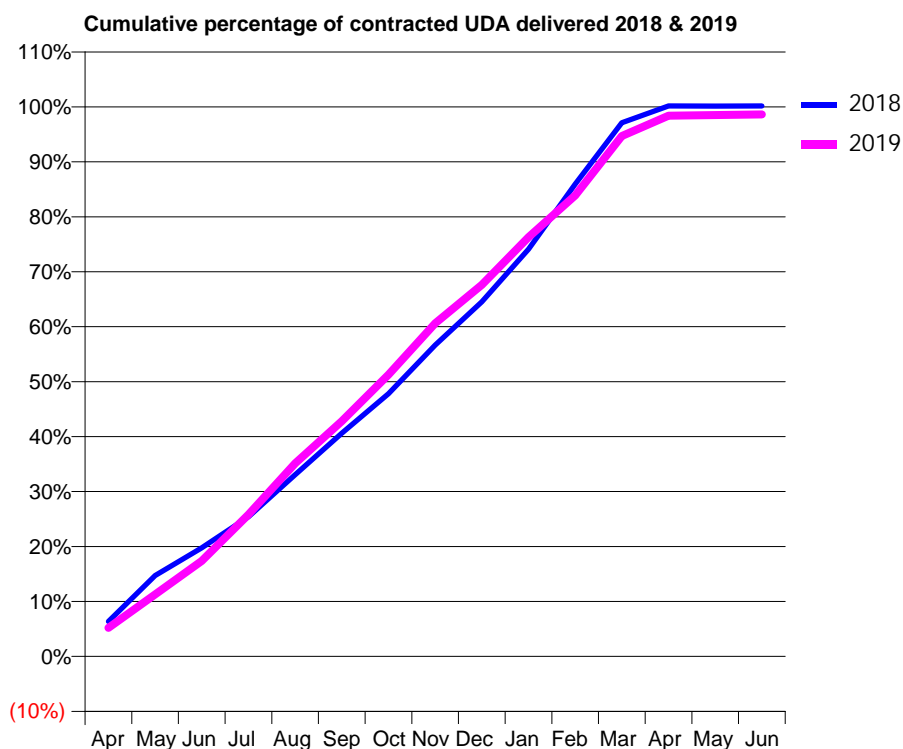
18/19 Contracted general activity (UDA)	10,518
Carry forward general activity (UDA)	-16
18/19 Contracted orthodontic activity (UOA)	0
Carry forward orthodontic activity (UOA)	0
Baseline contract value	£312,799.48

### ACCESS\*

Patients seen in 24 months	Total	Change since previous quarter
Quarter ending March 2018	4,454	
Quarter ending June 2018	4,557	↑
Quarter ending September 2018	4,522	→
Quarter ending December 2018	4,549	→
Quarter ending March 2019	4,589	→
<b>Variance since March 2018</b>	<b>3.0%</b>	<b>↑</b>



### ACTIVITY



Adjusted Scheduled Activity (UDA)		
Month	2018	2019
April	671	547
May	1,548	1,189
June	2,078	1,829
July	2,674	2,716
August	3,477	3,697
September	4,270	4,501
October	5,030	5,393
November	5,958	6,377
December	6,785	7,111
January	7,795	8,023
February	9,041	8,823
March	10,215	9,958
April	10,536	10,348
May	10,531	10,360
June	10,534	10,374

### QUALITY

	Quantity	Base Number	Contract	AT	Region	England
% of FP17s for the same patient ID Re-attending within 3 months - Children	123	1,284	9.6%	12.2%	12.3%	11.8%
% of FP17s for the same patient ID Re-attending within 3 months - Adults	691	4,708	14.7%	16.2%	15.9%	15.7%
% of FP17s for the same patient ID Re-attending between 3 & 9 months - Children	696	1,284	54.2%	58.0%	60.2%	58.9%
% of FP17s for the same patient ID Re-attending between 3 & 9 months - Adults	2,013	4,708	42.8%	50.9%	53.0%	50.8%
% of FP17s for Band 1 Urgent Courses	940	5,465	17.2%	10.1%	9.1%	9.1%
% of FP17s Relating to Free Repair or Replacements	116	5,465	2.1%	0.8%	1.0%	0.8%
% of FP17s Relating to Continuations	34	5,465	0.6%	0.9%	1.0%	0.9%
% of Patients satisfied with the dentistry they have received	2	2	N/A	92.8%	93.2%	92.5%
% of Patients satisfied with the time they had to wait for an appointment	2	2	N/A	86.8%	88.1%	87.0%

\* This is based on patients treated on this contract for their most recent course of treatment.

Figures in italics indicate the base number of FP17s or Patient Questionnaire responses are less than 100. N/A is shown where the base number of responses is less than 10 during the period. % is calculated as Quantity/Base number\*100

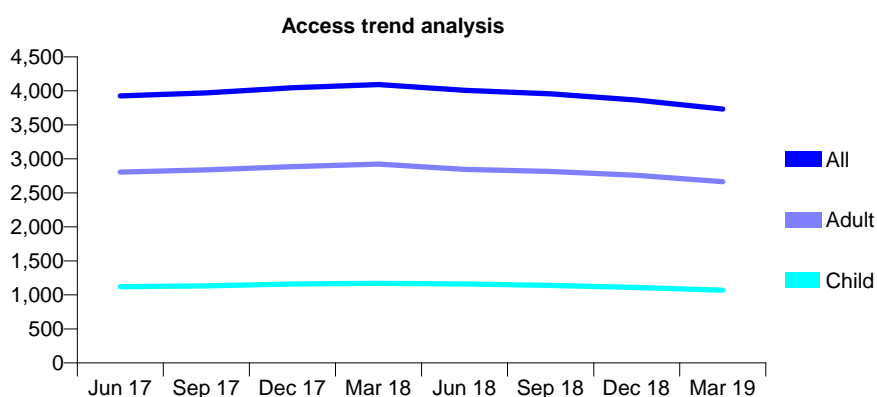
## Q46 - Vital Signs At a Glance Contract Report for 859273/0001 - Year end March 2019

Name or company name	MR R JOYE
Contract type name	GDS Contract
Purpose of contract	General
Contract start date	11/12/2012
Contract end date	

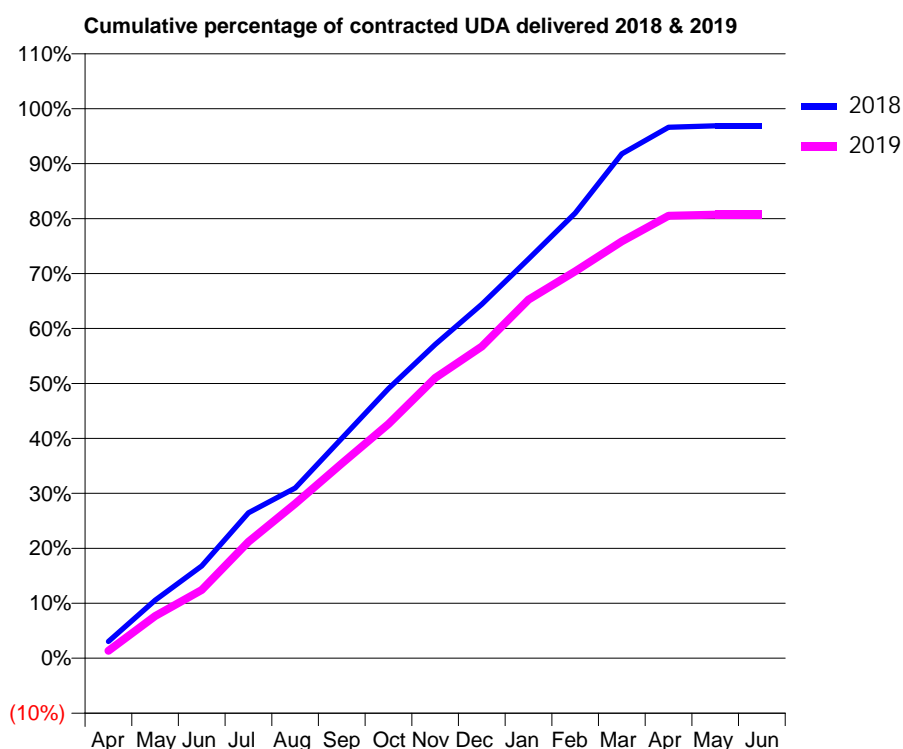
18/19 Contracted general activity (UDA)	11,795
Carry forward general activity (UDA)	369
18/19 Contracted orthodontic activity (UOA)	0
Carry forward orthodontic activity (UOA)	0
Baseline contract value	£340,190.00

### ACCESS\*

Patients seen in 24 months	Total	Change since previous quarter
Quarter ending March 2018	4,093	
Quarter ending June 2018	4,008	↓
Quarter ending September 2018	3,955	↓
Quarter ending December 2018	3,866	↓
Quarter ending March 2019	3,733	↓
<b>Variance since March 2018</b>	<b>(8.8%)</b>	<b>↓</b>



### ACTIVITY



Adjusted Scheduled Activity (UDA)		
Month	2018	2019
April	359	161
May	1,248	907
June	1,979	1,465
July	3,120	2,499
August	3,654	3,317
September	4,719	4,178
October	5,787	5,026
November	6,734	6,015
December	7,597	6,690
January	8,568	7,696
February	9,552	8,304
March	10,826	8,946
April	11,397	9,494
May	11,424	9,520
June	11,426	9,523

### QUALITY

	Quantity	Base Number	Contract	AT	Region	England
% of FP17s for the same patient ID Re-attending within 3 months - Children	130	1,540	8.4%	12.2%	12.3%	11.8%
% of FP17s for the same patient ID Re-attending within 3 months - Adults	489	3,344	14.6%	16.2%	15.9%	15.7%
% of FP17s for the same patient ID Re-attending between 3 & 9 months - Children	1,052	1,540	68.3%	58.0%	60.2%	58.9%
% of FP17s for the same patient ID Re-attending between 3 & 9 months - Adults	1,868	3,344	55.9%	50.9%	53.0%	50.8%
% of FP17s for Band 1 Urgent Courses	324	4,935	6.6%	10.1%	9.1%	9.1%
% of FP17s Relating to Free Repair or Replacements	55	4,935	1.1%	0.8%	1.0%	0.8%
% of FP17s Relating to Continuations	96	4,935	1.9%	0.9%	1.0%	0.9%
% of Patients satisfied with the dentistry they have received	2	2	N/A	92.8%	93.2%	92.5%
% of Patients satisfied with the time they had to wait for an appointment	2	2	N/A	86.8%	88.1%	87.0%

\* This is based on patients treated on this contract for their most recent course of treatment.

Figures in italics indicate the base number of FP17s or Patient Questionnaire responses are less than 100. N/A is shown where the base number of responses is less than 10 during the period. % is calculated as Quantity/Base number\*100

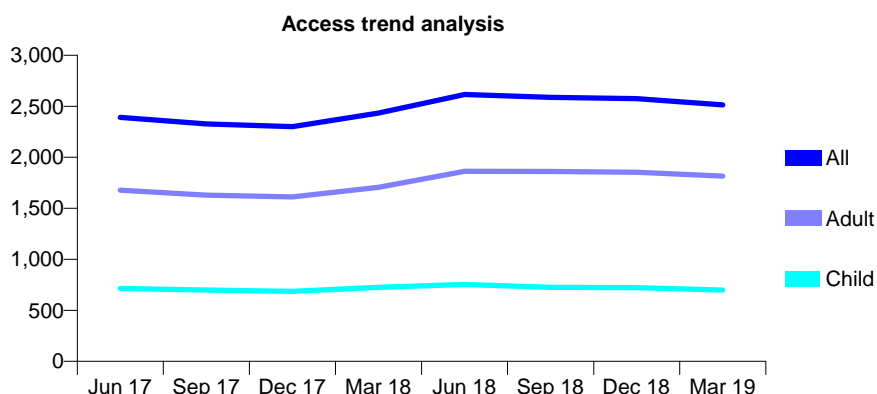
## Q46 - Vital Signs At a Glance Contract Report for 860441/0001 - Year end March 2019

Name or company name	Deansgate Dental
Contract type name	GDS Contract
Purpose of contract	General
Contract start date	21/10/2011
Contract end date	

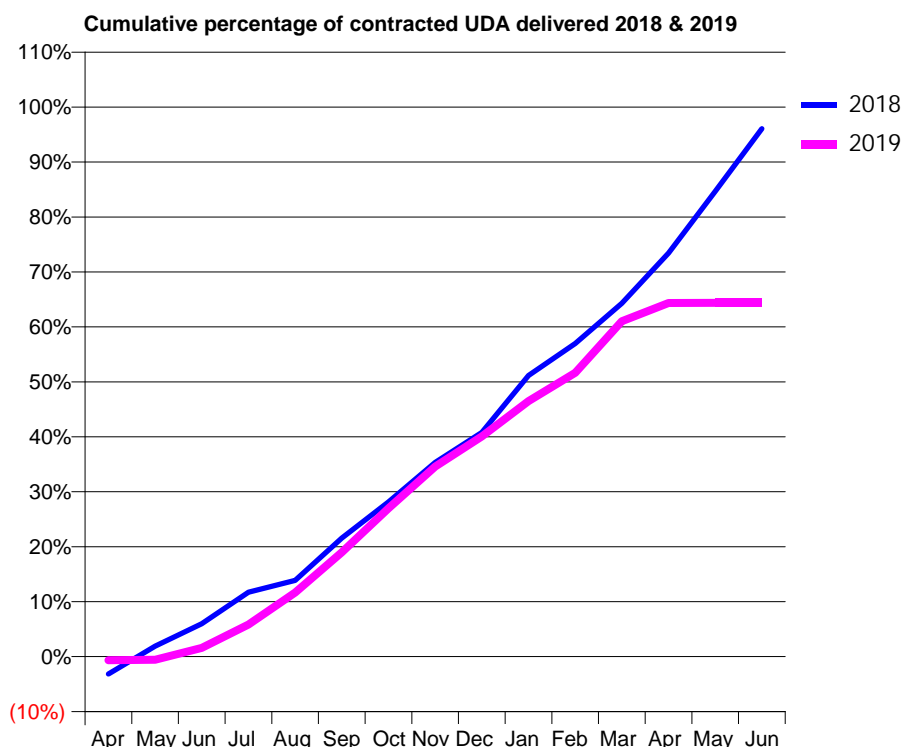
18/19 Contracted general activity (UDA)	9,756
Carry forward general activity (UDA)	384
18/19 Contracted orthodontic activity (UOA)	0
Carry forward orthodontic activity (UOA)	0
Baseline contract value	£284,922.82

### ACCESS\*

Patients seen in 24 months	Total	Change since previous quarter
Quarter ending March 2018	2,433	
Quarter ending June 2018	2,615	↑
Quarter ending September 2018	2,587	↓
Quarter ending December 2018	2,575	→
Quarter ending March 2019	2,515	↓
<b>Variance since March 2018</b>	<b>3.4%</b>	<b>↑</b>



### ACTIVITY



Adjusted Scheduled Activity (UDA)		
Month	2018	2019
April	-309	-64
May	185	-58
June	583	155
July	1,146	569
August	1,356	1,137
September	2,104	1,852
October	2,748	2,635
November	3,449	3,375
December	3,978	3,906
January	4,992	4,534
February	5,558	5,040
March	6,273	5,954
April	7,165	6,278
May	8,261	6,280
June	9,372	6,280

### QUALITY

	Quantity	Base Number	Contract	AT	Region	England
% of FP17s for the same patient ID Re-attending within 3 months - Children	102	957	10.7%	12.2%	12.3%	11.8%
% of FP17s for the same patient ID Re-attending within 3 months - Adults	334	2,463	13.6%	16.2%	15.9%	15.7%
% of FP17s for the same patient ID Re-attending between 3 & 9 months - Children	503	957	52.6%	58.0%	60.2%	58.9%
% of FP17s for the same patient ID Re-attending between 3 & 9 months - Adults	1,232	2,463	50.0%	50.9%	53.0%	50.8%
% of FP17s for Band 1 Urgent Courses	211	2,333	9.0%	10.1%	9.1%	9.1%
% of FP17s Relating to Free Repair or Replacements	19	2,333	0.8%	0.8%	1.0%	0.8%
% of FP17s Relating to Continuations	1	2,333	0.0%	0.9%	1.0%	0.9%
% of Patients satisfied with the dentistry they have received	1	1	N/A	92.8%	93.2%	92.5%
% of Patients satisfied with the time they had to wait for an appointment	1	1	N/A	86.8%	88.1%	87.0%

\* This is based on patients treated on this contract for their most recent course of treatment.  
 Figures in *italics* indicate the base number of FP17s or Patient Questionnaire responses are less than 100. N/A is shown where the base number of responses is less than 10 during the period. % is calculated as Quantity/Base number\*100

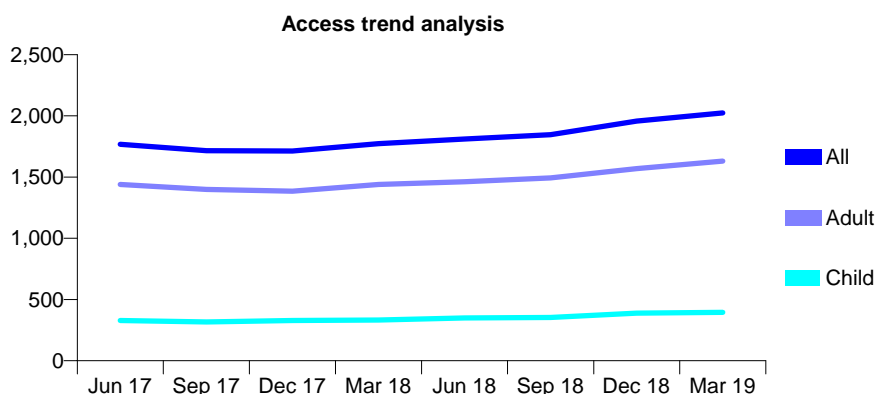
## Q46 - Vital Signs At a Glance Contract Report for 867128/0001 - Year end March 2019

Name or company name	MRS A PATIL
Contract type name	GDS Contract
Purpose of contract	General
Contract start date	01/10/2013
Contract end date	

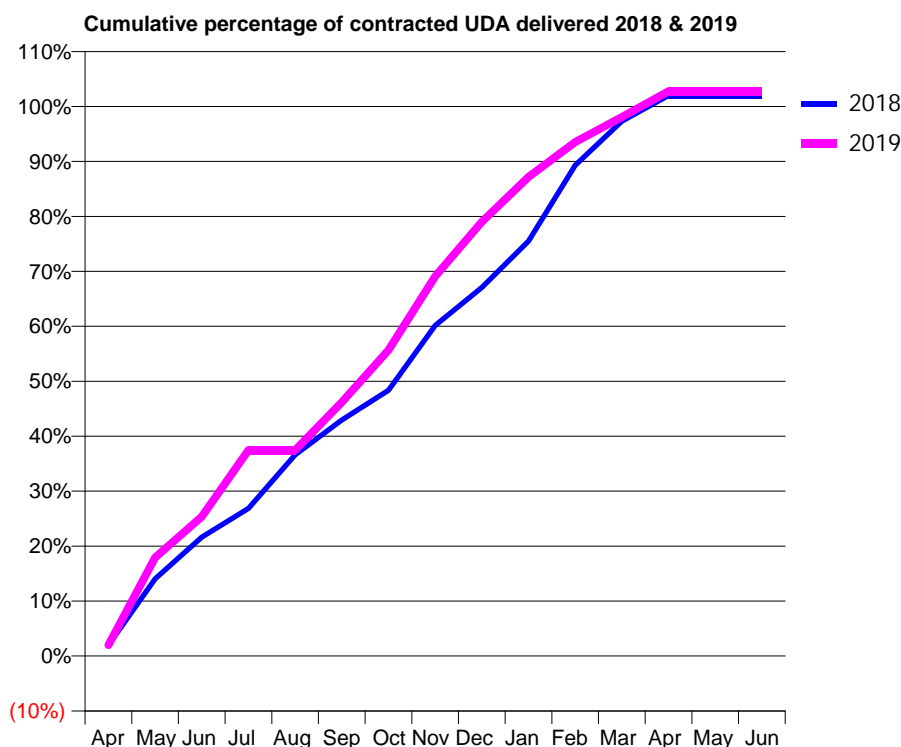
18/19 Contracted general activity (UDA)	6,207
Carry forward general activity (UDA)	-124
18/19 Contracted orthodontic activity (UOA)	0
Carry forward orthodontic activity (UOA)	0
Baseline contract value	£201,584.71

### ACCESS\*

Patients seen in 24 months	Total	Change since previous quarter
Quarter ending March 2018	1,773	
Quarter ending June 2018	1,811	↑
Quarter ending September 2018	1,847	→
Quarter ending December 2018	1,957	↑
Quarter ending March 2019	2,025	↑
<b>Variance since March 2018</b>	<b>14.2%</b>	<b>↑</b>



### ACTIVITY



Adjusted Scheduled Activity (UDA)		
Month	2018	2019
April	124	124
May	872	1,113
June	1,343	1,574
July	1,668	2,326
August	2,274	2,326
September	2,666	2,866
October	3,001	3,454
November	3,733	4,288
December	4,163	4,904
January	4,686	5,411
February	5,543	5,806
March	6,040	6,087
April	6,332	6,378
May	6,332	6,378
June	6,332	6,378

### QUALITY

	Quantity	Base Number	Contract	AT	Region	England
% of FP17s for the same patient ID Re-attending within 3 months - Children	32	633	5.1%	12.2%	12.3%	11.8%
% of FP17s for the same patient ID Re-attending within 3 months - Adults	269	2,495	10.8%	16.2%	15.9%	15.7%
% of FP17s for the same patient ID Re-attending between 3 & 9 months - Children	396	633	62.6%	58.0%	60.2%	58.9%
% of FP17s for the same patient ID Re-attending between 3 & 9 months - Adults	1,488	2,495	59.6%	50.9%	53.0%	50.8%
% of FP17s for Band 1 Urgent Courses	230	3,149	7.3%	10.1%	9.1%	9.1%
% of FP17s Relating to Free Repair or Replacements	33	3,149	1.0%	0.8%	1.0%	0.8%
% of FP17s Relating to Continuations	7	3,149	0.2%	0.9%	1.0%	0.9%
% of Patients satisfied with the dentistry they have received	0	0	N/A	92.8%	93.2%	92.5%
% of Patients satisfied with the time they had to wait for an appointment	0	0	N/A	86.8%	88.1%	87.0%

\* This is based on patients treated on this contract for their most recent course of treatment.

Figures in italics indicate the base number of FP17s or Patient Questionnaire responses are less than 100. N/A is shown where the base number of responses is less than 10 during the period. % is calculated as Quantity/Base number\*100

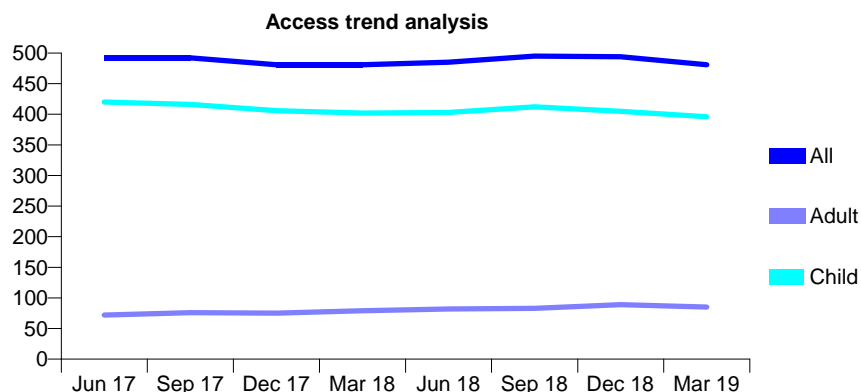
## Q46 - Vital Signs At a Glance Contract Report for 869651/0001 - Year end March 2019

Name or company name	Dr N Shah
Contract type name	GDS Contract
Purpose of contract	General
Contract start date	01/04/2006
Contract end date	

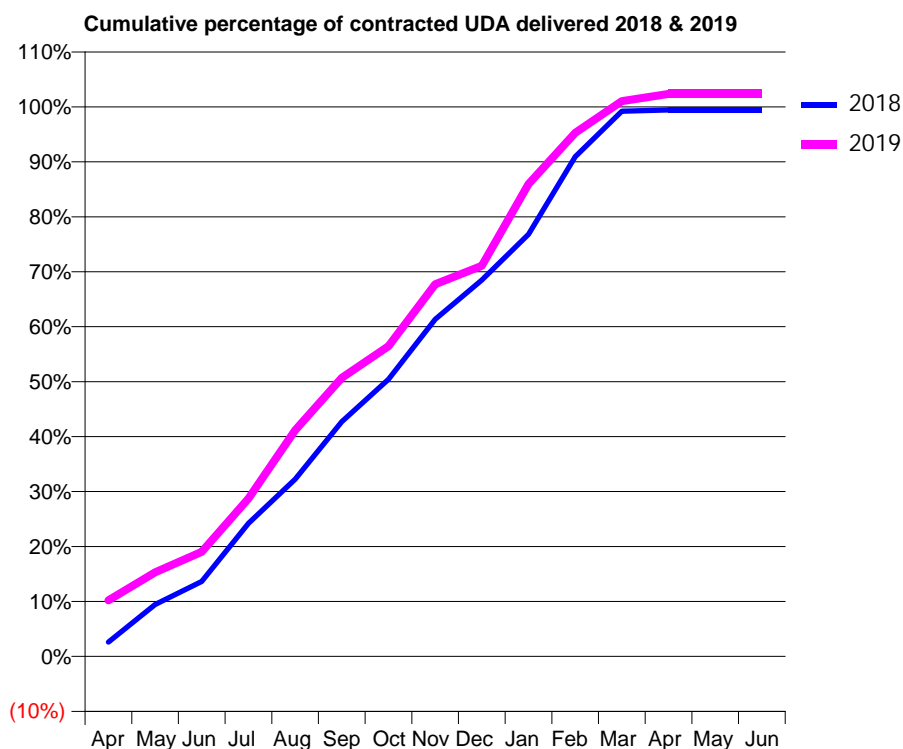
18/19 Contracted general activity (UDA)	1,147
Carry forward general activity (UDA)	6
18/19 Contracted orthodontic activity (UOA)	0
Carry forward orthodontic activity (UOA)	0
Baseline contract value	£25,296.31

### ACCESS\*

Patients seen in 24 months	Total	Change since previous quarter
Quarter ending March 2018	481	
Quarter ending June 2018	485	→
Quarter ending September 2018	495	↑
Quarter ending December 2018	494	→
Quarter ending March 2019	481	↓
<b>Variance since March 2018</b>	<b>0.0%</b>	<b>→</b>



### ACTIVITY



Adjusted Scheduled Activity (UDA)		
Month	2018	2019
April	30	117
May	108	175
June	157	218
July	278	330
August	370	472
September	490	581
October	578	648
November	703	777
December	786	815
January	881	986
February	1,043	1,093
March	1,138	1,159
April	1,141	1,174
May	1,141	1,174
June	1,141	1,174

### QUALITY

	Quantity	Base Number	Contract	AT	Region	England
% of FP17s for the same patient ID Re-attending within 3 months - Children	52	742	7.0%	12.2%	12.3%	11.8%
% of FP17s for the same patient ID Re-attending within 3 months - Adults	6	54	11.1%	16.2%	15.9%	15.7%
% of FP17s for the same patient ID Re-attending between 3 & 9 months - Children	495	742	66.7%	58.0%	60.2%	58.9%
% of FP17s for the same patient ID Re-attending between 3 & 9 months - Adults	33	54	61.1%	50.9%	53.0%	50.8%
% of FP17s for Band 1 Urgent Courses	15	797	1.9%	10.1%	9.1%	9.1%
% of FP17s Relating to Free Repair or Replacements	0	797	0.0%	0.8%	1.0%	0.8%
% of FP17s Relating to Continuations	0	797	0.0%	0.9%	1.0%	0.9%
% of Patients satisfied with the dentistry they have received	0	0	N/A	92.8%	93.2%	92.5%
% of Patients satisfied with the time they had to wait for an appointment	0	0	N/A	86.8%	88.1%	87.0%

\* This is based on patients treated on this contract for their most recent course of treatment.

Figures in italics indicate the base number of FP17s or Patient Questionnaire responses are less than 100. N/A is shown where the base number of responses is less than 10 during the period. % is calculated as Quantity/Base number\*100

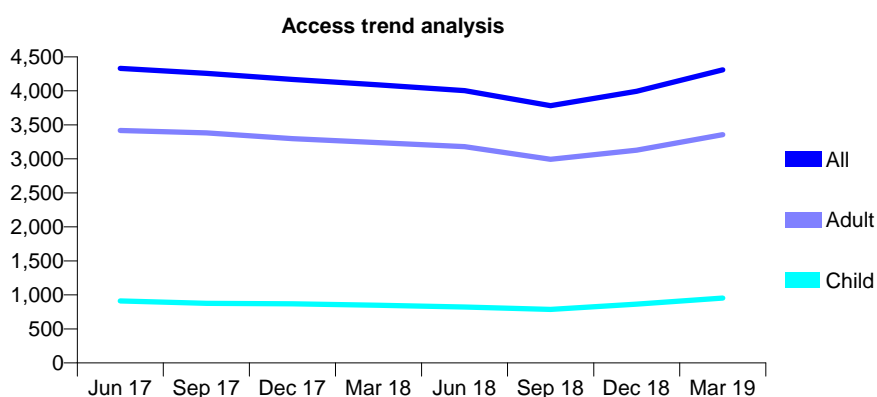
## Q46 - Vital Signs At a Glance Contract Report for 869813/0001 - Year end March 2019

Name or company name	MR MOHAMMED AL-HIMDANI
Contract type name	GDS Contract
Purpose of contract	General
Contract start date	01/04/2006
Contract end date	

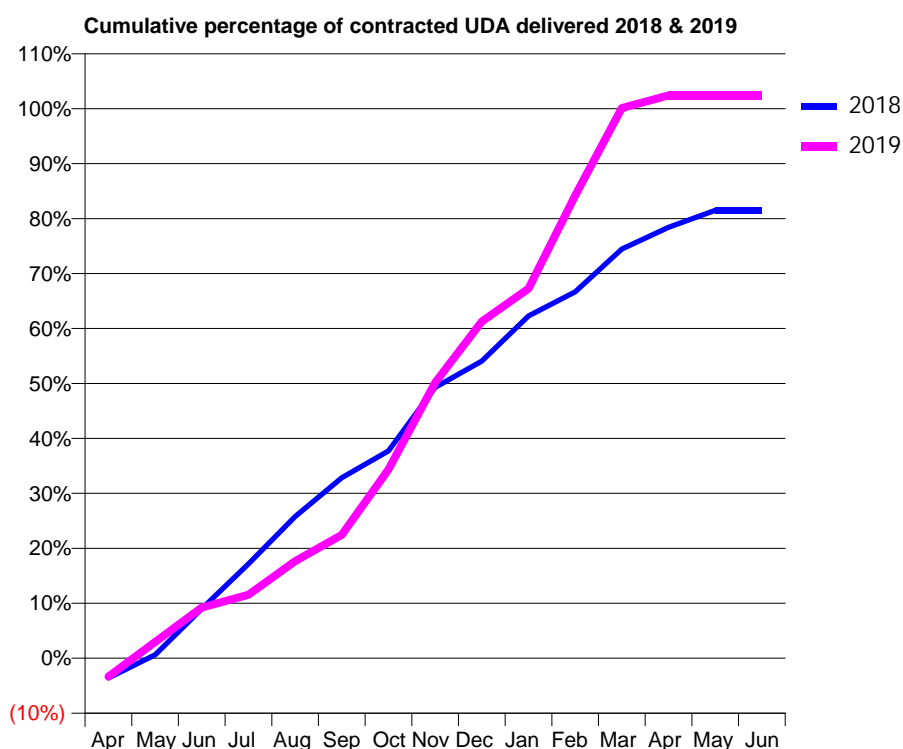
18/19 Contracted general activity (UDA)	9,049
Carry forward general activity (UDA)	375
18/19 Contracted orthodontic activity (UOA)	0
Carry forward orthodontic activity (UOA)	0
Baseline contract value	£230,363.12

### ACCESS\*

Patients seen in 24 months	Total	Change since previous quarter
Quarter ending March 2018	4,087	
Quarter ending June 2018	4,003	↓
Quarter ending September 2018	3,784	↓
Quarter ending December 2018	3,993	↑
Quarter ending March 2019	4,308	↑
<b>Variance since March 2018</b>	<b>5.4%</b>	<b>↑</b>



### ACTIVITY



Adjusted Scheduled Activity (UDA)		
Month	2018	2019
April	-326	-305
May	56	269
June	809	834
July	1,545	1,047
August	2,321	1,599
September	2,956	2,030
October	3,395	3,109
November	4,437	4,539
December	4,869	5,543
January	5,607	6,085
February	6,002	7,620
March	6,700	9,060
April	7,060	9,268
May	7,336	9,268
June	7,336	9,268

### QUALITY

	Quantity	Base Number	Contract	AT	Region	England
% of FP17s for the same patient ID Re-attending within 3 months - Children	40	1,080	3.7%	12.2%	12.3%	11.8%
% of FP17s for the same patient ID Re-attending within 3 months - Adults	480	3,724	12.9%	16.2%	15.9%	15.7%
% of FP17s for the same patient ID Re-attending between 3 & 9 months - Children	358	1,080	33.1%	58.0%	60.2%	58.9%
% of FP17s for the same patient ID Re-attending between 3 & 9 months - Adults	944	3,724	25.3%	50.9%	53.0%	50.8%
% of FP17s for Band 1 Urgent Courses	562	4,629	12.1%	10.1%	9.1%	9.1%
% of FP17s Relating to Free Repair or Replacements	45	4,629	1.0%	0.8%	1.0%	0.8%
% of FP17s Relating to Continuations	54	4,629	1.2%	0.9%	1.0%	0.9%
% of Patients satisfied with the dentistry they have received	0	0	N/A	92.8%	93.2%	92.5%
% of Patients satisfied with the time they had to wait for an appointment	0	0	N/A	86.8%	88.1%	87.0%

\* This is based on patients treated on this contract for their most recent course of treatment.

Figures in italics indicate the base number of FP17s or Patient Questionnaire responses are less than 100. N/A is shown where the base number of responses is less than 10 during the period. % is calculated as Quantity/Base number\*100



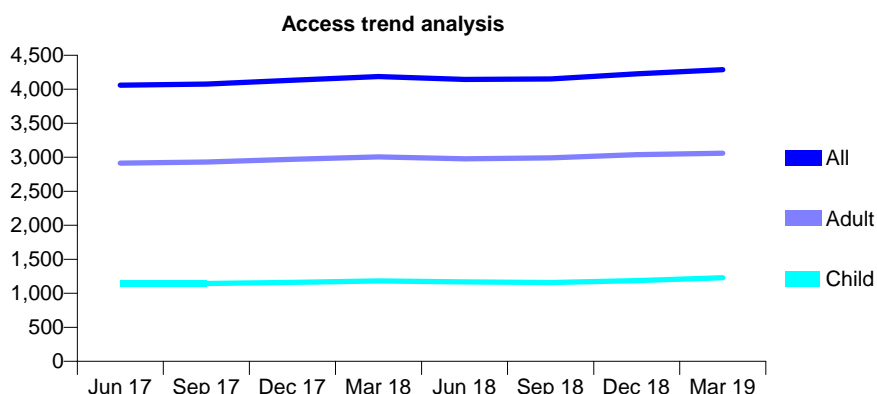
## Q46 - Vital Signs At a Glance Contract Report for 886483/0001 - Year end March 2019

Name or company name	MR S HAFIZ
Contract type name	GDS Contract
Purpose of contract	General
Contract start date	01/04/2012
Contract end date	

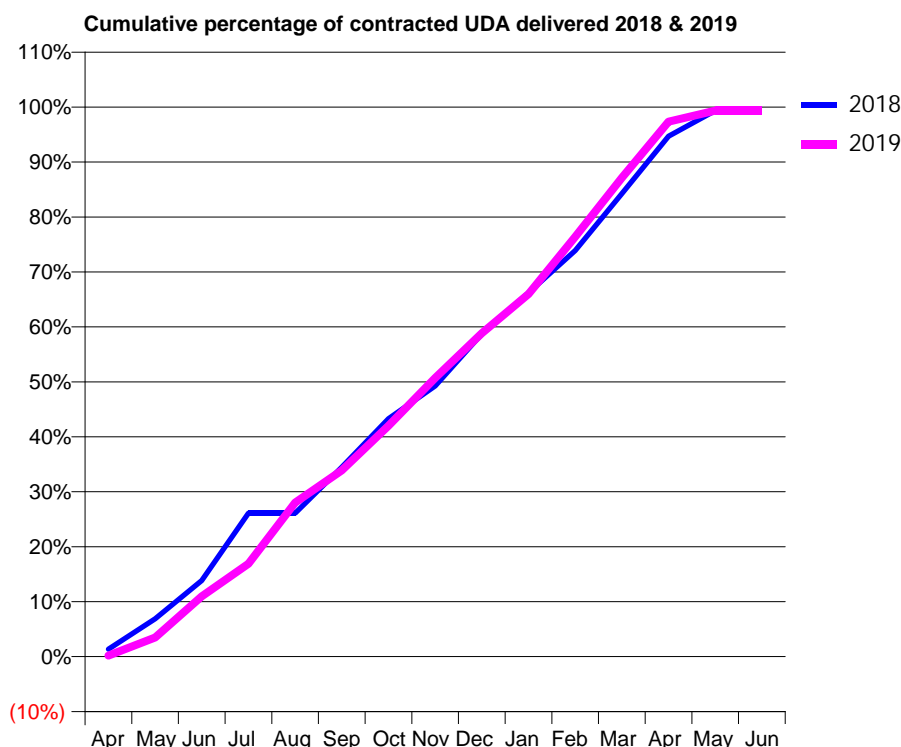
18/19 Contracted general activity (UDA)	11,970
Carry forward general activity (UDA)	-26
18/19 Contracted orthodontic activity (UOA)	0
Carry forward orthodontic activity (UOA)	0
Baseline contract value	£404,401.58

### ACCESS\*

Patients seen in 24 months	Total	Change since previous quarter
Quarter ending March 2018	4,187	
Quarter ending June 2018	4,144	↓
Quarter ending September 2018	4,151	→
Quarter ending December 2018	4,226	→
Quarter ending March 2019	4,288	→
<b>Variance since March 2018</b>	<b>2.4%</b>	<b>↑</b>



### ACTIVITY



Adjusted Scheduled Activity (UDA)		
Month	2018	2019
April	162	26
May	824	417
June	1,657	1,315
July	3,125	2,022
August	3,125	3,356
September	4,127	4,056
October	5,181	5,030
November	5,898	6,072
December	7,029	7,044
January	7,924	7,896
February	8,845	9,146
March	10,085	10,429
April	11,337	11,653
May	11,894	11,894
June	11,894	11,894

### QUALITY

	Quantity	Base Number	Contract	AT	Region	England
% of FP17s for the same patient ID Re-attending within 3 months - Children	112	1,647	6.8%	12.2%	12.3%	11.8%
% of FP17s for the same patient ID Re-attending within 3 months - Adults	332	3,647	9.1%	16.2%	15.9%	15.7%
% of FP17s for the same patient ID Re-attending between 3 & 9 months - Children	800	1,647	48.6%	58.0%	60.2%	58.9%
% of FP17s for the same patient ID Re-attending between 3 & 9 months - Adults	1,717	3,647	47.1%	50.9%	53.0%	50.8%
% of FP17s for Band 1 Urgent Courses	298	5,274	5.7%	10.1%	9.1%	9.1%
% of FP17s Relating to Free Repair or Replacements	10	5,274	0.2%	0.8%	1.0%	0.8%
% of FP17s Relating to Continuations	30	5,274	0.6%	0.9%	1.0%	0.9%
% of Patients satisfied with the dentistry they have received	1	1	N/A	92.8%	93.2%	92.5%
% of Patients satisfied with the time they had to wait for an appointment	1	1	N/A	86.8%	88.1%	87.0%

\* This is based on patients treated on this contract for their most recent course of treatment.  
 Figures in *italics* indicate the base number of FP17s or Patient Questionnaire responses are less than 100. N/A is shown where the base number of responses is less than 10 during the period. % is calculated as Quantity/Base number\*100

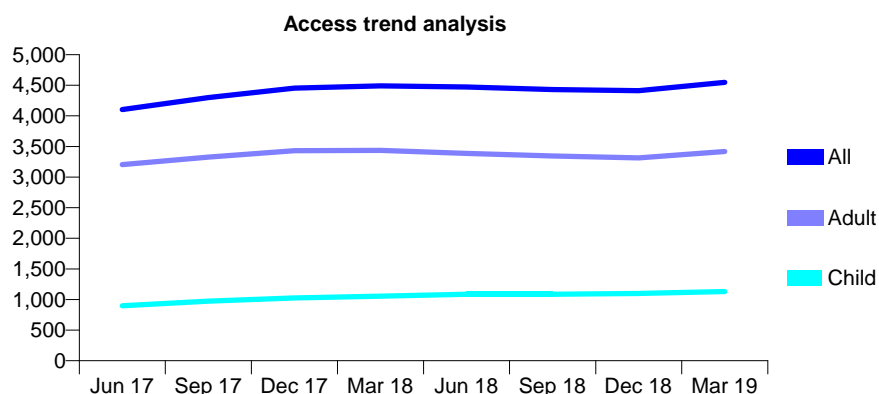
## Q46 - Vital Signs At a Glance Contract Report for 897515/0001 - Year end March 2019

Name or company name	MR SW LAI
Contract type name	GDS Contract
Purpose of contract	General
Contract start date	01/12/2015
Contract end date	

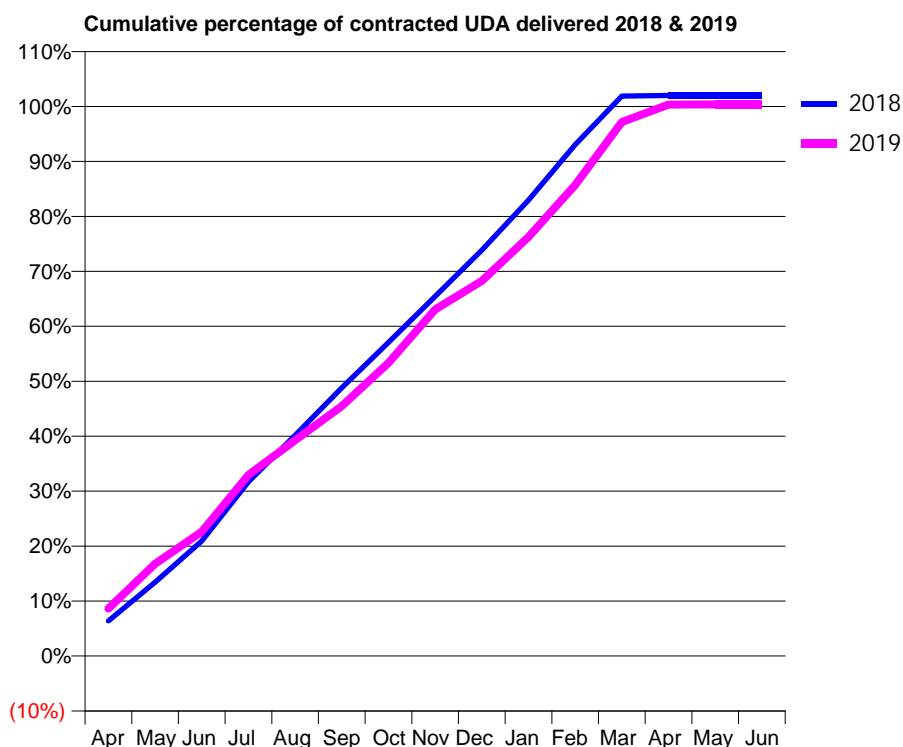
18/19 Contracted general activity (UDA)	13,768
Carry forward general activity (UDA)	-275
18/19 Contracted orthodontic activity (UOA)	0
Carry forward orthodontic activity (UOA)	0
Baseline contract value	£350,937.61

### ACCESS\*

Patients seen in 24 months	Total	Change since previous quarter
Quarter ending March 2018	4,492	
Quarter ending June 2018	4,472	→
Quarter ending September 2018	4,430	→
Quarter ending December 2018	4,413	→
Quarter ending March 2019	4,547	↑
<b>Variance since March 2018</b>	<b>1.2%</b>	<b>→</b>



### ACTIVITY



Adjusted Scheduled Activity (UDA)		
Month	2018	2019
April	879	1,190
May	1,853	2,309
June	2,880	3,113
July	4,366	4,538
August	5,530	5,409
September	6,718	6,259
October	7,855	7,346
November	9,014	8,680
December	10,165	9,397
January	11,420	10,500
February	12,811	11,802
March	14,028	13,376
April	14,043	13,814
May	14,043	13,817
June	14,043	13,817

### QUALITY

	Quantity	Base Number	Contract	AT	Region	England
% of FP17s for the same patient ID Re-attending within 3 months - Children	117	1,849	6.3%	12.2%	12.3%	11.8%
% of FP17s for the same patient ID Re-attending within 3 months - Adults	598	5,489	10.9%	16.2%	15.9%	15.7%
% of FP17s for the same patient ID Re-attending between 3 & 9 months - Children	1,270	1,849	68.7%	58.0%	60.2%	58.9%
% of FP17s for the same patient ID Re-attending between 3 & 9 months - Adults	3,600	5,489	65.6%	50.9%	53.0%	50.8%
% of FP17s for Band 1 Urgent Courses	213	7,539	2.8%	10.1%	9.1%	9.1%
% of FP17s Relating to Free Repair or Replacements	68	7,539	0.9%	0.8%	1.0%	0.8%
% of FP17s Relating to Continuations	63	7,539	0.8%	0.9%	1.0%	0.9%
% of Patients satisfied with the dentistry they have received	2	2	N/A	92.8%	93.2%	92.5%
% of Patients satisfied with the time they had to wait for an appointment	2	2	N/A	86.8%	88.1%	87.0%

\* This is based on patients treated on this contract for their most recent course of treatment.

Figures in italics indicate the base number of FP17s or Patient Questionnaire responses are less than 100. N/A is shown where the base number of responses is less than 10 during the period. % is calculated as Quantity/Base number\*100

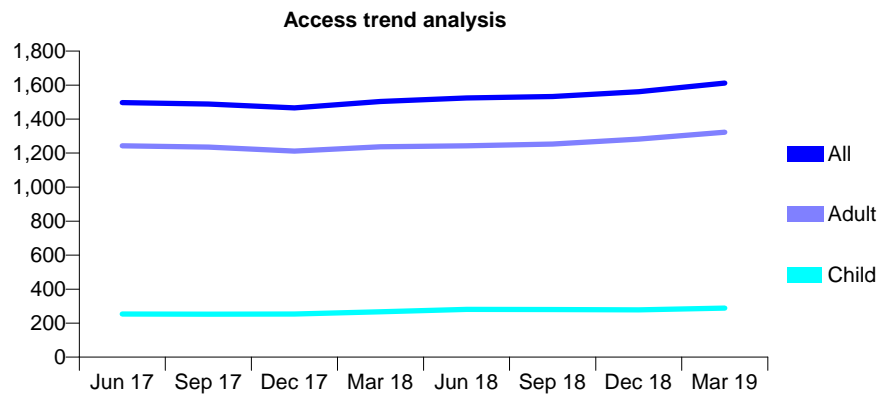
## Q46 - Vital Signs At a Glance Contract Report for 898457/0002 - Year end March 2019

Name or company name	MR ND MCLEAN
Contract type name	GDS Contract
Purpose of contract	General
Contract start date	01/04/2006
Contract end date	

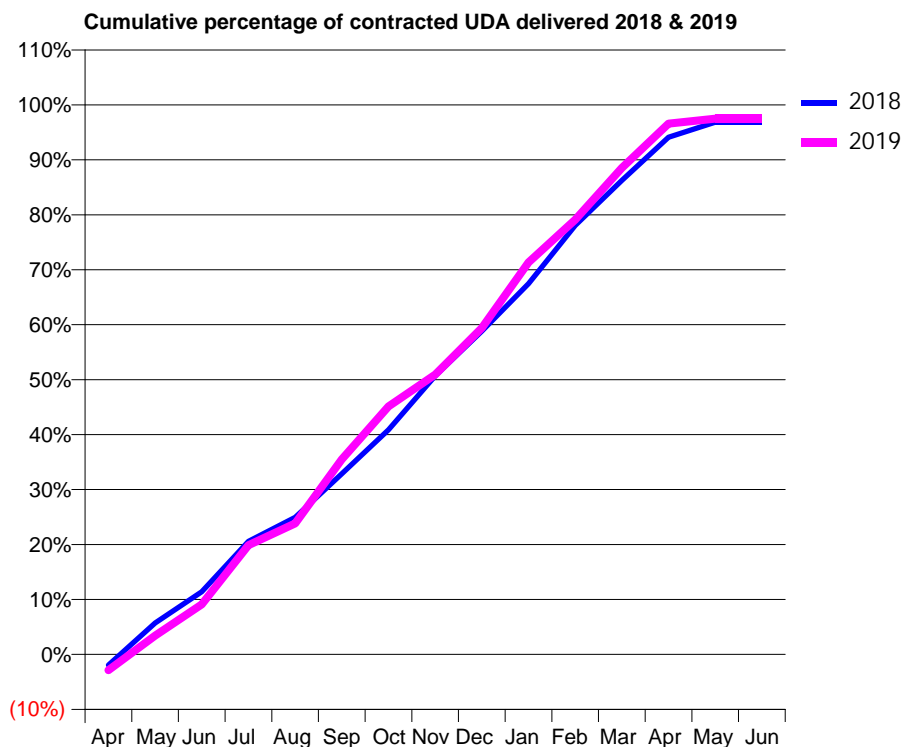
18/19 Contracted general activity (UDA)	5,215
Carry forward general activity (UDA)	165
18/19 Contracted orthodontic activity (UOA)	0
Carry forward orthodontic activity (UOA)	0
Baseline contract value	£131,112.12

### ACCESS\*

Patients seen in 24 months	Total	Change since previous quarter
Quarter ending March 2018	1,504	
Quarter ending June 2018	1,524	→
Quarter ending September 2018	1,533	→
Quarter ending December 2018	1,561	→
Quarter ending March 2019	1,611	↑
<b>Variance since March 2018</b>	<b>7.1%</b>	<b>↑</b>



### ACTIVITY



Adjusted Scheduled Activity (UDA)		
Month	2018	2019
April	-102	-152
May	298	179
June	595	475
July	1,074	1,037
August	1,300	1,243
September	1,714	1,850
October	2,132	2,353
November	2,644	2,655
December	3,067	3,098
January	3,517	3,720
February	4,071	4,126
March	4,499	4,616
April	4,907	5,038
May	5,050	5,085
June	5,050	5,085

### QUALITY

	Quantity	Base Number	Contract	AT	Region	England
% of FP17s for the same patient ID Re-attending within 3 months - Children	37	470	7.9%	12.2%	12.3%	11.8%
% of FP17s for the same patient ID Re-attending within 3 months - Adults	537	2,451	21.9%	16.2%	15.9%	15.7%
% of FP17s for the same patient ID Re-attending between 3 & 9 months - Children	310	470	66.0%	58.0%	60.2%	58.9%
% of FP17s for the same patient ID Re-attending between 3 & 9 months - Adults	1,466	2,451	59.8%	50.9%	53.0%	50.8%
% of FP17s for Band 1 Urgent Courses	481	2,835	17.0%	10.1%	9.1%	9.1%
% of FP17s Relating to Free Repair or Replacements	142	2,835	5.0%	0.8%	1.0%	0.8%
% of FP17s Relating to Continuations	54	2,835	1.9%	0.9%	1.0%	0.9%
% of Patients satisfied with the dentistry they have received	2	2	N/A	92.8%	93.2%	92.5%
% of Patients satisfied with the time they had to wait for an appointment	2	2	N/A	86.8%	88.1%	87.0%

\* This is based on patients treated on this contract for their most recent course of treatment.

Figures in italics indicate the base number of FP17s or Patient Questionnaire responses are less than 100. N/A is shown where the base number of responses is less than 10 during the period. % is calculated as Quantity/Base number\*100

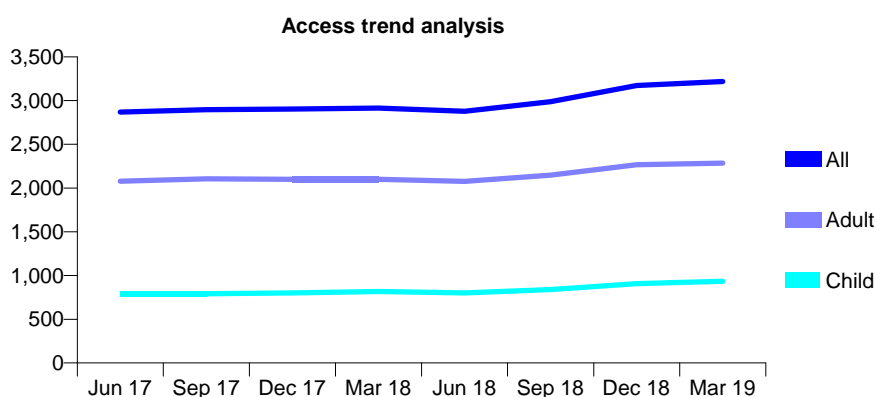
## Q46 - Vital Signs At a Glance Contract Report for 907359/0001 - Year end March 2019

Name or company name	MR MP GEORGESON
Contract type name	GDS Contract
Purpose of contract	General and Orthodontic
Contract start date	01/04/2006
Contract end date	

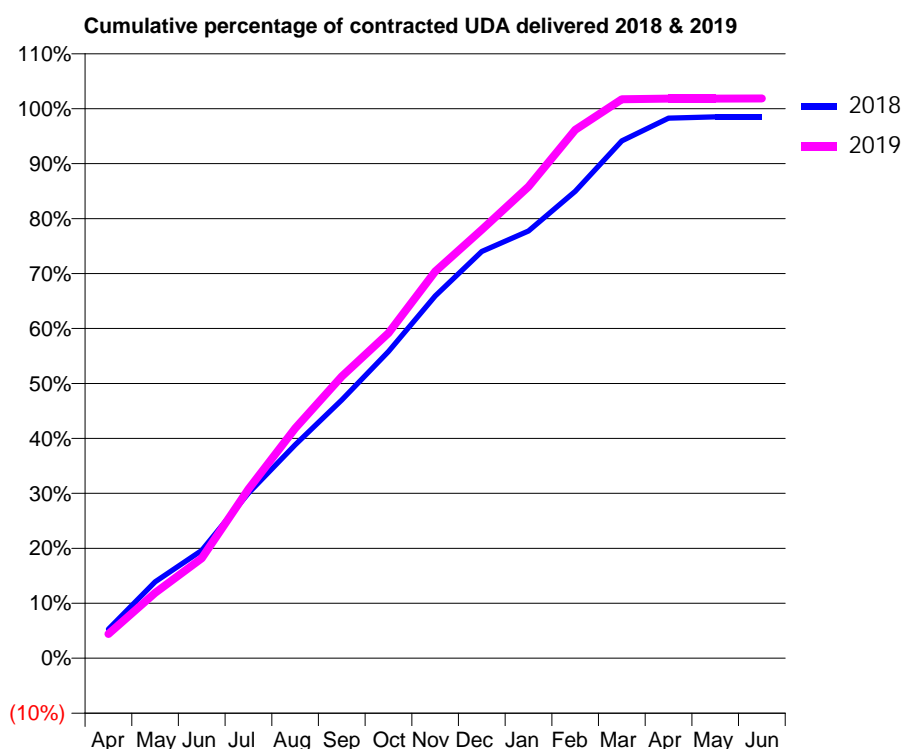
18/19 Contracted general activity (UDA)	8,950
Carry forward general activity (UDA)	133
18/19 Contracted orthodontic activity (UOA)	1,361
Carry forward orthodontic activity (UOA)	-27
Baseline contract value	£302,820.90

### ACCESS\*

Patients seen in 24 months	Total	Change since previous quarter
Quarter ending March 2018	2,915	
Quarter ending June 2018	2,878	↓
Quarter ending September 2018	2,987	↑
Quarter ending December 2018	3,173	↑
Quarter ending March 2019	3,219	→
<b>Variance since March 2018</b>	<b>10.4%</b>	<b>↑</b>



### ACTIVITY



Adjusted Scheduled Activity (UDA)		
Month	2018	2019
April	475	396
May	1,245	1,065
June	1,756	1,628
July	2,690	2,753
August	3,476	3,743
September	4,206	4,588
October	4,993	5,297
November	5,900	6,299
December	6,626	6,980
January	6,958	7,682
February	7,606	8,606
March	8,426	9,104
April	8,796	9,113
May	8,816	9,114
June	8,817	9,116

### QUALITY

	Quantity	Base Number	Contract	AT	Region	England
% of FP17s for the same patient ID Re-attending within 3 months - Children	254	1,612	15.8%	12.2%	12.3%	11.8%
% of FP17s for the same patient ID Re-attending within 3 months - Adults	374	3,202	11.7%	16.2%	15.9%	15.7%
% of FP17s for the same patient ID Re-attending between 3 & 9 months - Children	778	1,612	48.3%	58.0%	60.2%	58.9%
% of FP17s for the same patient ID Re-attending between 3 & 9 months - Adults	1,718	3,202	53.7%	50.9%	53.0%	50.8%
% of FP17s for Band 1 Urgent Courses	262	4,551	5.8%	10.1%	9.1%	9.1%
% of FP17s Relating to Free Repair or Replacements	23	4,551	0.5%	0.8%	1.0%	0.8%
% of FP17s Relating to Continuations	4	4,551	0.1%	0.9%	1.0%	0.9%
% of Patients satisfied with the dentistry they have received	1	1	N/A	92.8%	93.2%	92.5%
% of Patients satisfied with the time they had to wait for an appointment	1	1	N/A	86.8%	88.1%	87.0%

\* This is based on patients treated on this contract for their most recent course of treatment.

Figures in italics indicate the base number of FP17s or Patient Questionnaire responses are less than 100. N/A is shown where the base number of responses is less than 10 during the period. % is calculated as Quantity/Base number\*100

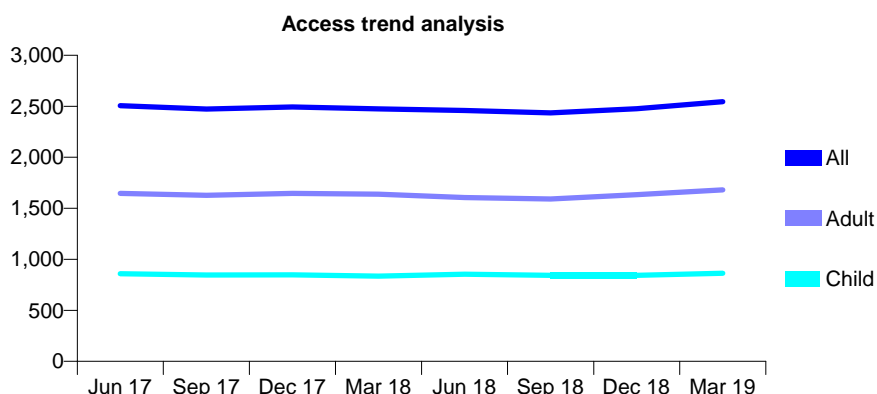
## Q46 - Vital Signs At a Glance Contract Report for 908673/0001 - Year end March 2019

Name or company name	DR PV MCCRORY
Contract type name	GDS Contract
Purpose of contract	General
Contract start date	01/04/2006
Contract end date	

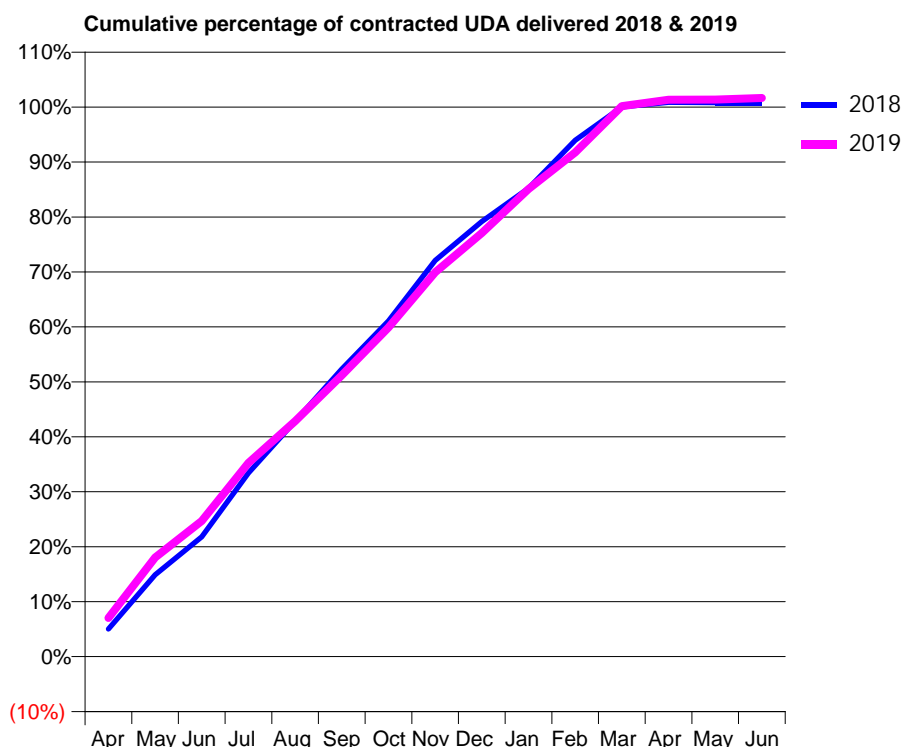
18/19 Contracted general activity (UDA)	7,000
Carry forward general activity (UDA)	-58
18/19 Contracted orthodontic activity (UOA)	0
Carry forward orthodontic activity (UOA)	0
Baseline contract value	£217,558.62

### ACCESS\*

Patients seen in 24 months	Total	Change since previous quarter
Quarter ending March 2018	2,474	
Quarter ending June 2018	2,460	→
Quarter ending September 2018	2,435	↓
Quarter ending December 2018	2,477	→
Quarter ending March 2019	2,545	↑
<b>Variance since March 2018</b>	<b>2.9%</b>	<b>↑</b>



### ACTIVITY



Adjusted Scheduled Activity (UDA)		
Month	2018	2019
April	352	492
May	1,045	1,263
June	1,527	1,729
July	2,340	2,467
August	3,001	3,000
September	3,663	3,583
October	4,277	4,192
November	5,045	4,896
December	5,542	5,396
January	5,966	5,957
February	6,578	6,422
March	7,001	7,011
April	7,060	7,092
May	7,058	7,094
June	7,058	7,115

### QUALITY

	Quantity	Base Number	Contract	AT	Region	England
% of FP17s for the same patient ID Re-attending within 3 months - Children	72	1,318	5.5%	12.2%	12.3%	11.8%
% of FP17s for the same patient ID Re-attending within 3 months - Adults	202	1,951	10.4%	16.2%	15.9%	15.7%
% of FP17s for the same patient ID Re-attending between 3 & 9 months - Children	783	1,318	59.4%	58.0%	60.2%	58.9%
% of FP17s for the same patient ID Re-attending between 3 & 9 months - Adults	886	1,951	45.4%	50.9%	53.0%	50.8%
% of FP17s for Band 1 Urgent Courses	349	3,294	10.6%	10.1%	9.1%	9.1%
% of FP17s Relating to Free Repair or Replacements	11	3,294	0.3%	0.8%	1.0%	0.8%
% of FP17s Relating to Continuations	9	3,294	0.3%	0.9%	1.0%	0.9%
% of Patients satisfied with the dentistry they have received	0	0	N/A	92.8%	93.2%	92.5%
% of Patients satisfied with the time they had to wait for an appointment	0	0	N/A	86.8%	88.1%	87.0%

\* This is based on patients treated on this contract for their most recent course of treatment.  
 Figures in *italics* indicate the base number of FP17s or Patient Questionnaire responses are less than 100. N/A is shown where the base number of responses is less than 10 during the period. % is calculated as Quantity/Base number\*100

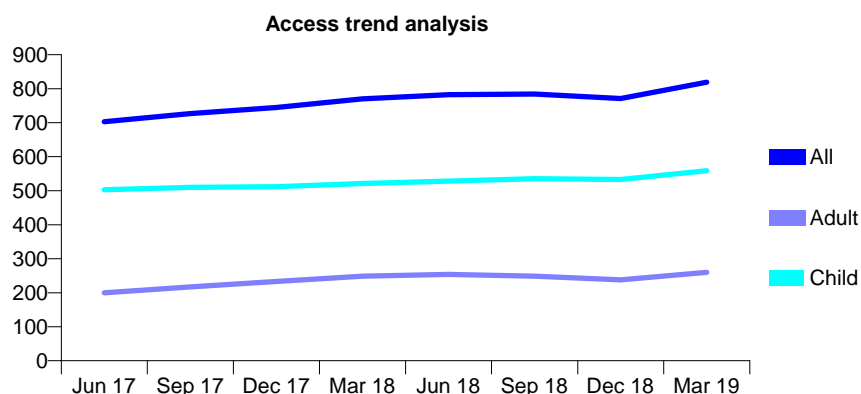
## Q46 - Vital Signs At a Glance Contract Report for 909580/0002 - Year end March 2019

Name or company name	P&J Noble Dental Practice
Contract type name	GDS Contract
Purpose of contract	General and Orthodontic
Contract start date	01/04/2007
Contract end date	

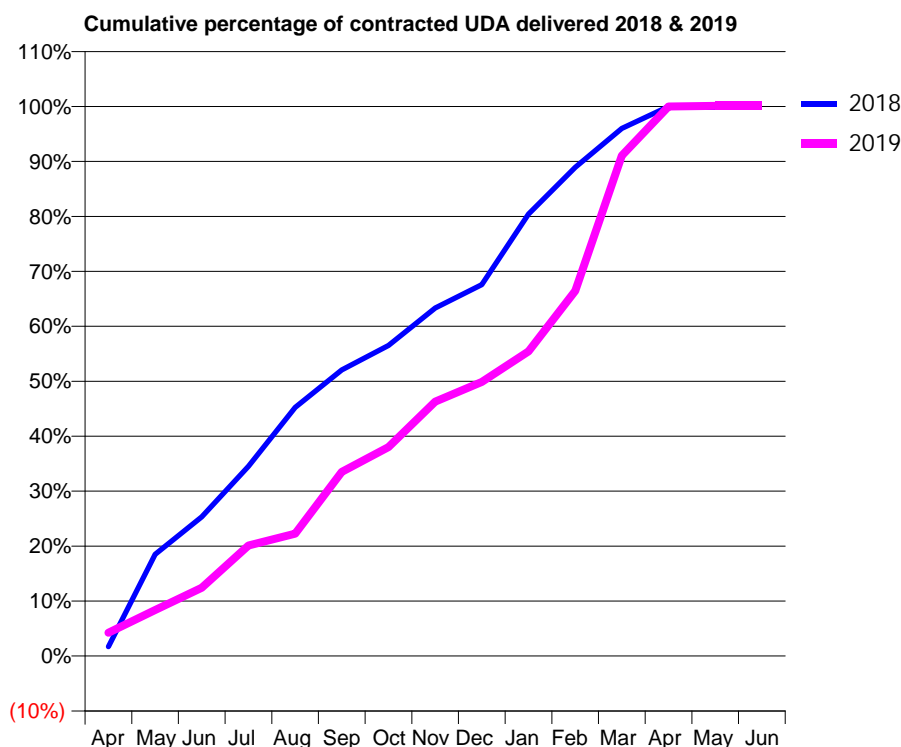
18/19 Contracted general activity (UDA)	1,706
Carry forward general activity (UDA)	0
18/19 Contracted orthodontic activity (UOA)	293
Carry forward orthodontic activity (UOA)	-6
Baseline contract value	£67,522.96

### ACCESS\*

Patients seen in 24 months	Total	Change since previous quarter
Quarter ending March 2018	770	
Quarter ending June 2018	782	→
Quarter ending September 2018	784	→
Quarter ending December 2018	771	↓
Quarter ending March 2019	819	↑
<b>Variance since March 2018</b>	<b>6.4%</b>	<b>↑</b>



### ACTIVITY



Adjusted Scheduled Activity (UDA)		
Month	2018	2019
April	29	72
May	316	143
June	432	212
July	589	343
August	772	380
September	888	571
October	964	648
November	1,080	790
December	1,153	851
January	1,372	946
February	1,517	1,133
March	1,637	1,553
April	1,706	1,706
May	1,706	1,708
June	1,706	1,708

### QUALITY

	Quantity	Base Number	Contract	AT	Region	England
% of FP17s for the same patient ID Re-attending within 3 months - Children	86	981	8.8%	12.2%	12.3%	11.8%
% of FP17s for the same patient ID Re-attending within 3 months - Adults	21	259	8.1%	16.2%	15.9%	15.7%
% of FP17s for the same patient ID Re-attending between 3 & 9 months - Children	652	981	66.5%	58.0%	60.2%	58.9%
% of FP17s for the same patient ID Re-attending between 3 & 9 months - Adults	147	259	56.8%	50.9%	53.0%	50.8%
% of FP17s for Band 1 Urgent Courses	49	1,251	3.9%	10.1%	9.1%	9.1%
% of FP17s Relating to Free Repair or Replacements	0	1,251	0.0%	0.8%	1.0%	0.8%
% of FP17s Relating to Continuations	1	1,251	0.1%	0.9%	1.0%	0.9%
% of Patients satisfied with the dentistry they have received	0	0	N/A	92.8%	93.2%	92.5%
% of Patients satisfied with the time they had to wait for an appointment	0	0	N/A	86.8%	88.1%	87.0%

\* This is based on patients treated on this contract for their most recent course of treatment.

Figures in italics indicate the base number of FP17s or Patient Questionnaire responses are less than 100. N/A is shown where the base number of responses is less than 10 during the period. % is calculated as Quantity/Base number\*100

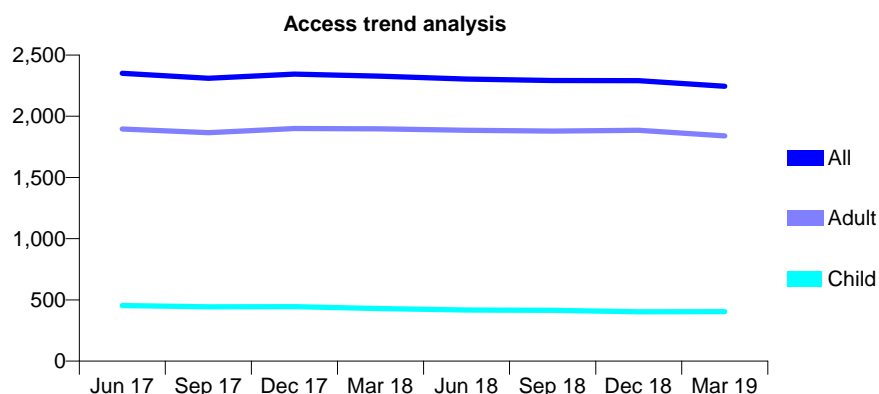
## Q46 - Vital Signs At a Glance Contract Report for 910104/0002 - Year end March 2019

Name or company name	MR DJ GRIFFITHS
Contract type name	GDS Contract
Purpose of contract	General
Contract start date	02/01/2007
Contract end date	

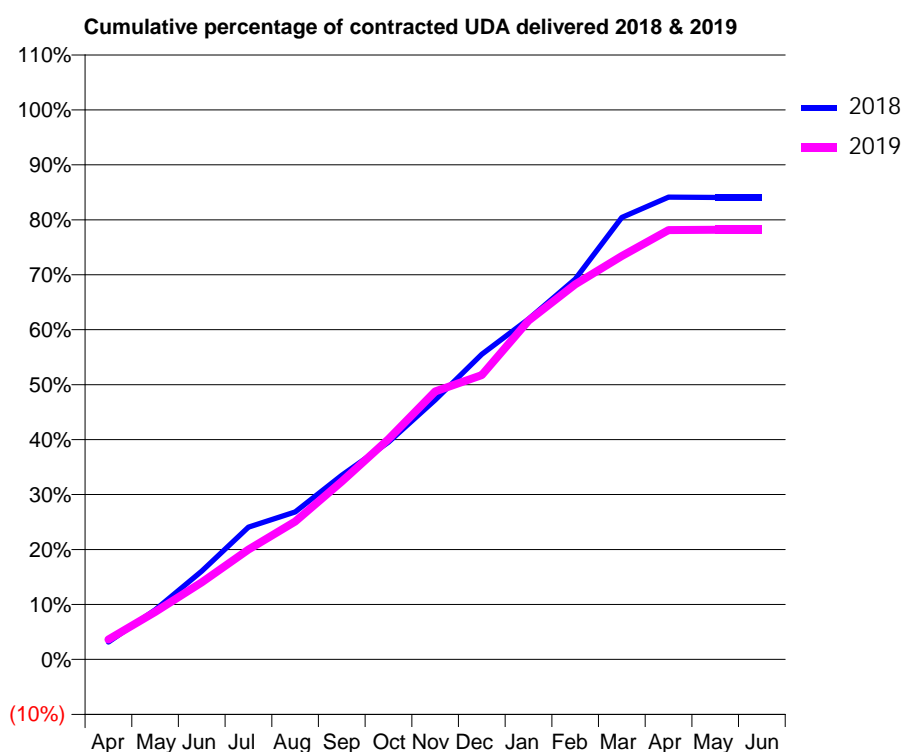
18/19 Contracted general activity (UDA)	8,178
Carry forward general activity (UDA)	0
18/19 Contracted orthodontic activity (UOA)	0
Carry forward orthodontic activity (UOA)	0
Baseline contract value	£181,891.32

### ACCESS\*

Patients seen in 24 months	Total	Change since previous quarter
Quarter ending March 2018	2,327	
Quarter ending June 2018	2,304	→
Quarter ending September 2018	2,293	→
Quarter ending December 2018	2,290	→
Quarter ending March 2019	2,245	↓
<b>Variance since March 2018</b>	<b>(3.5%)</b>	<b>↓</b>



### ACTIVITY



Adjusted Scheduled Activity (UDA)		
Month	2018	2019
April	258	297
May	737	706
June	1,314	1,147
July	1,968	1,636
August	2,194	2,054
September	2,741	2,646
October	3,233	3,278
November	3,862	3,989
December	4,539	4,232
January	5,064	5,040
February	5,661	5,582
March	6,576	6,003
April	6,879	6,389
May	6,876	6,394
June	6,876	6,394

### QUALITY

	Quantity	Base Number	Contract	AT	Region	England
% of FP17s for the same patient ID Re-attending within 3 months - Children	49	638	7.7%	12.2%	12.3%	11.8%
% of FP17s for the same patient ID Re-attending within 3 months - Adults	320	2,486	12.9%	16.2%	15.9%	15.7%
% of FP17s for the same patient ID Re-attending between 3 & 9 months - Children	413	638	64.7%	58.0%	60.2%	58.9%
% of FP17s for the same patient ID Re-attending between 3 & 9 months - Adults	1,316	2,486	52.9%	50.9%	53.0%	50.8%
% of FP17s for Band 1 Urgent Courses	138	3,146	4.4%	10.1%	9.1%	9.1%
% of FP17s Relating to Free Repair or Replacements	81	3,146	2.6%	0.8%	1.0%	0.8%
% of FP17s Relating to Continuations	8	3,146	0.3%	0.9%	1.0%	0.9%
% of Patients satisfied with the dentistry they have received	1	1	N/A	92.8%	93.2%	92.5%
% of Patients satisfied with the time they had to wait for an appointment	1	1	N/A	86.8%	88.1%	87.0%

\* This is based on patients treated on this contract for their most recent course of treatment.

Figures in italics indicate the base number of FP17s or Patient Questionnaire responses are less than 100. N/A is shown where the base number of responses is less than 10 during the period. % is calculated as Quantity/Base number\*100



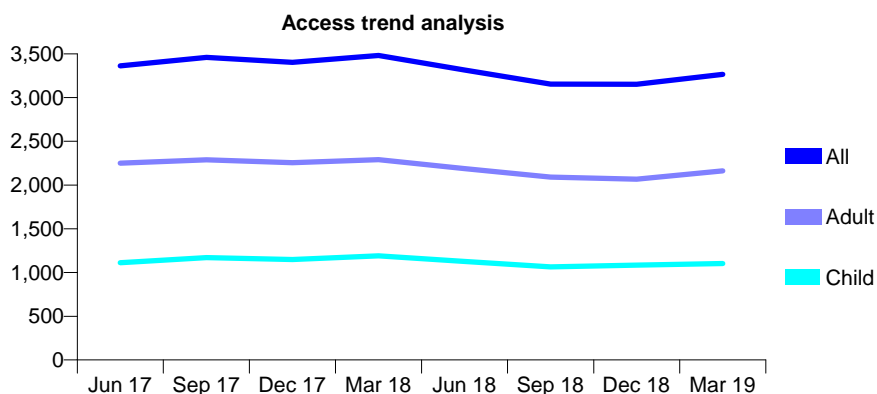
## Q46 - Vital Signs At a Glance Contract Report for 910864/0001 - Year end March 2019

Name or company name	MR D END
Contract type name	GDS Contract
Purpose of contract	General and Orthodontic
Contract start date	01/04/2006
Contract end date	

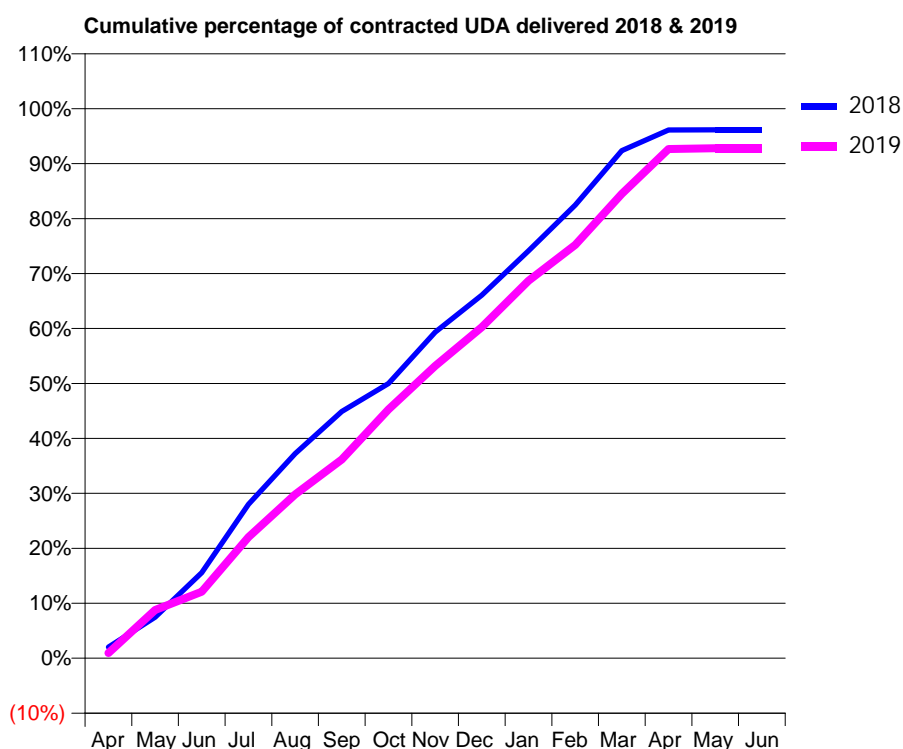
18/19 Contracted general activity (UDA)	9,584
Carry forward general activity (UDA)	370
18/19 Contracted orthodontic activity (UOA)	400
Carry forward orthodontic activity (UOA)	-7
Baseline contract value	£336,290.60

### ACCESS\*

Patients seen in 24 months	Total	Change since previous quarter
Quarter ending March 2018	3,481	
Quarter ending June 2018	3,314	↓
Quarter ending September 2018	3,154	↓
Quarter ending December 2018	3,151	→
Quarter ending March 2019	3,266	↑
<b>Variance since March 2018</b>	<b>(6.2%)</b>	<b>↓</b>



### ACTIVITY



Adjusted Scheduled Activity (UDA)		
Month	2018	2019
April	195	92
May	715	844
June	1,492	1,159
July	2,682	2,110
August	3,569	2,857
September	4,302	3,464
October	4,789	4,339
November	5,687	5,099
December	6,332	5,774
January	7,104	6,584
February	7,902	7,208
March	8,850	8,100
April	9,212	8,881
May	9,214	8,893
June	9,214	8,893

### QUALITY

	Quantity	Base Number	Contract	AT	Region	England
% of FP17s for the same patient ID Re-attending within 3 months - Children	61	1,106	5.5%	12.2%	12.3%	11.8%
% of FP17s for the same patient ID Re-attending within 3 months - Adults	175	2,109	8.3%	16.2%	15.9%	15.7%
% of FP17s for the same patient ID Re-attending between 3 & 9 months - Children	378	1,106	34.2%	58.0%	60.2%	58.9%
% of FP17s for the same patient ID Re-attending between 3 & 9 months - Adults	789	2,109	37.4%	50.9%	53.0%	50.8%
% of FP17s for Band 1 Urgent Courses	36	3,241	1.1%	10.1%	9.1%	9.1%
% of FP17s Relating to Free Repair or Replacements	2	3,241	0.1%	0.8%	1.0%	0.8%
% of FP17s Relating to Continuations	14	3,241	0.4%	0.9%	1.0%	0.9%
% of Patients satisfied with the dentistry they have received	0	0	N/A	92.8%	93.2%	92.5%
% of Patients satisfied with the time they had to wait for an appointment	0	0	N/A	86.8%	88.1%	87.0%

\* This is based on patients treated on this contract for their most recent course of treatment.

Figures in italics indicate the base number of FP17s or Patient Questionnaire responses are less than 100. N/A is shown where the base number of responses is less than 10 during the period. % is calculated as Quantity/Base number\*100

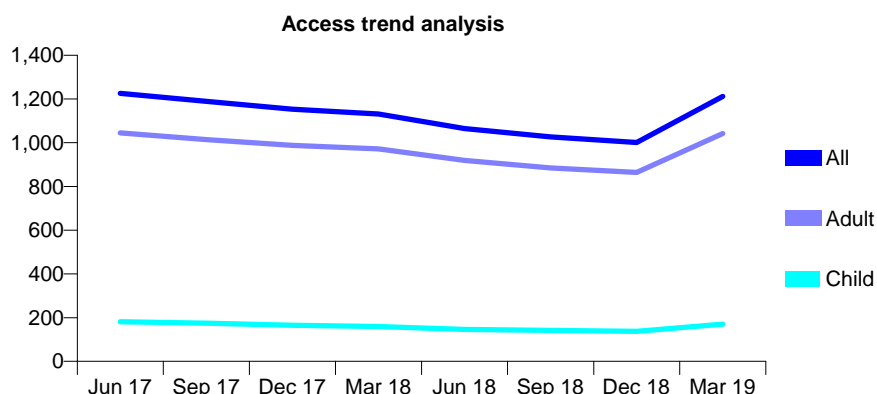
## Q46 - Vital Signs At a Glance Contract Report for 913995/0001 - Year end March 2019

Name or company name	Clarity Dental Clinic
Contract type name	GDS Contract
Purpose of contract	General
Contract start date	01/04/2006
Contract end date	

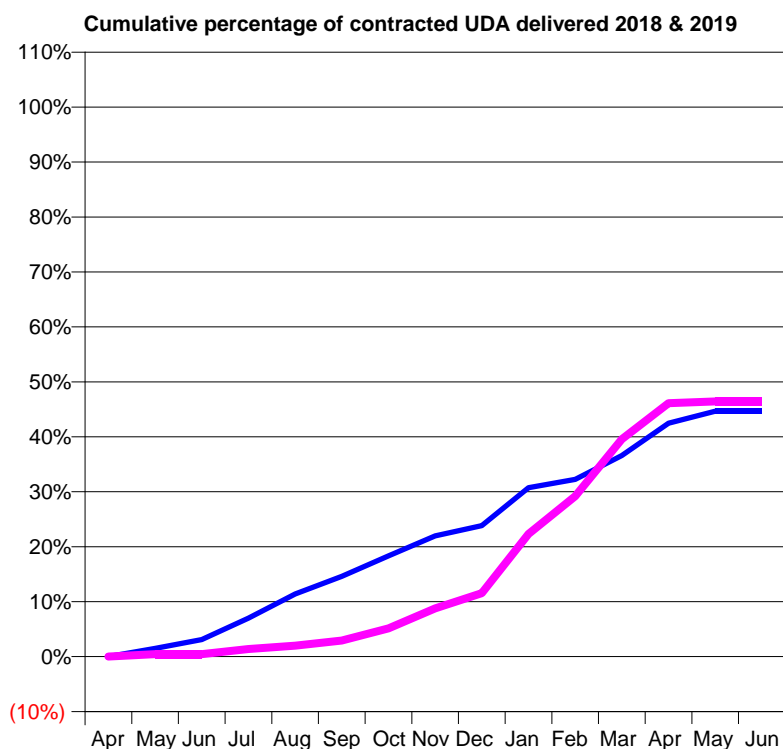
18/19 Contracted general activity (UDA)	7,018
Carry forward general activity (UDA)	0
18/19 Contracted orthodontic activity (UOA)	0
Carry forward orthodontic activity (UOA)	0
Baseline contract value	£235,434.98

### ACCESS\*

Patients seen in 24 months	Total	Change since previous quarter
Quarter ending March 2018	1,131	
Quarter ending June 2018	1,065	↓
Quarter ending September 2018	1,027	↓
Quarter ending December 2018	1,001	↓
Quarter ending March 2019	1,212	↑
<b>Variance since March 2018</b>	<b>7.2%</b>	<b>↑</b>



### ACTIVITY



Adjusted Scheduled Activity (UDA)		
Month	2018	2019
April	0	0
May	105	31
June	217	31
July	491	97
August	802	141
September	1,026	206
October	1,286	361
November	1,542	615
December	1,672	809
January	2,156	1,567
February	2,264	2,049
March	2,568	2,777
April	2,981	3,236
May	3,134	3,258
June	3,134	3,258

### QUALITY

	Quantity	Base Number	Contract	AT	Region	England
% of FP17s for the same patient ID Re-attending within 3 months - Children	19	187	10.2%	12.2%	12.3%	11.8%
% of FP17s for the same patient ID Re-attending within 3 months - Adults	292	1,587	18.4%	16.2%	15.9%	15.7%
% of FP17s for the same patient ID Re-attending between 3 & 9 months - Children	56	187	29.9%	58.0%	60.2%	58.9%
% of FP17s for the same patient ID Re-attending between 3 & 9 months - Adults	629	1,587	39.6%	50.9%	53.0%	50.8%
% of FP17s for Band 1 Urgent Courses	122	1,642	7.4%	10.1%	9.1%	9.1%
% of FP17s Relating to Free Repair or Replacements	17	1,642	1.0%	0.8%	1.0%	0.8%
% of FP17s Relating to Continuations	35	1,642	2.1%	0.9%	1.0%	0.9%
% of Patients satisfied with the dentistry they have received	1	1	N/A	92.8%	93.2%	92.5%
% of Patients satisfied with the time they had to wait for an appointment	1	1	N/A	86.8%	88.1%	87.0%

\* This is based on patients treated on this contract for their most recent course of treatment.  
 Figures in italics indicate the base number of FP17s or Patient Questionnaire responses are less than 100. N/A is shown where the base number of responses is less than 10 during the period. % is calculated as Quantity/Base number\*100

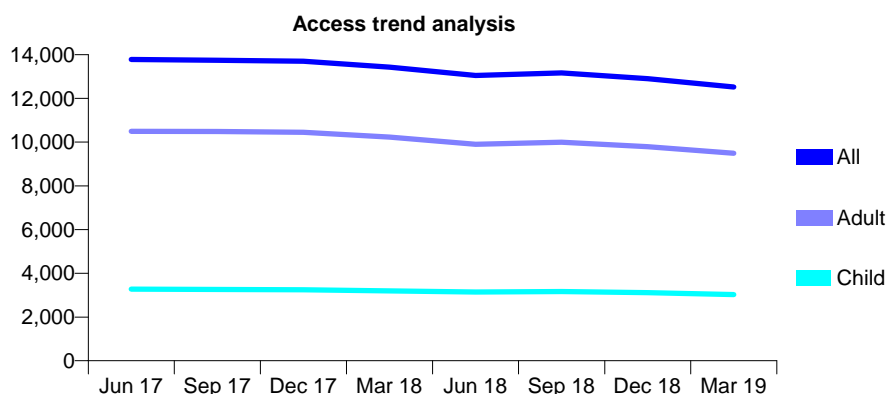
## Q46 - Vital Signs At a Glance Contract Report for 918059/0001 - Year end March 2019

Name or company name	MR JP BECKER-LE CERF
Contract type name	GDS Contract
Purpose of contract	General
Contract start date	01/04/2006
Contract end date	

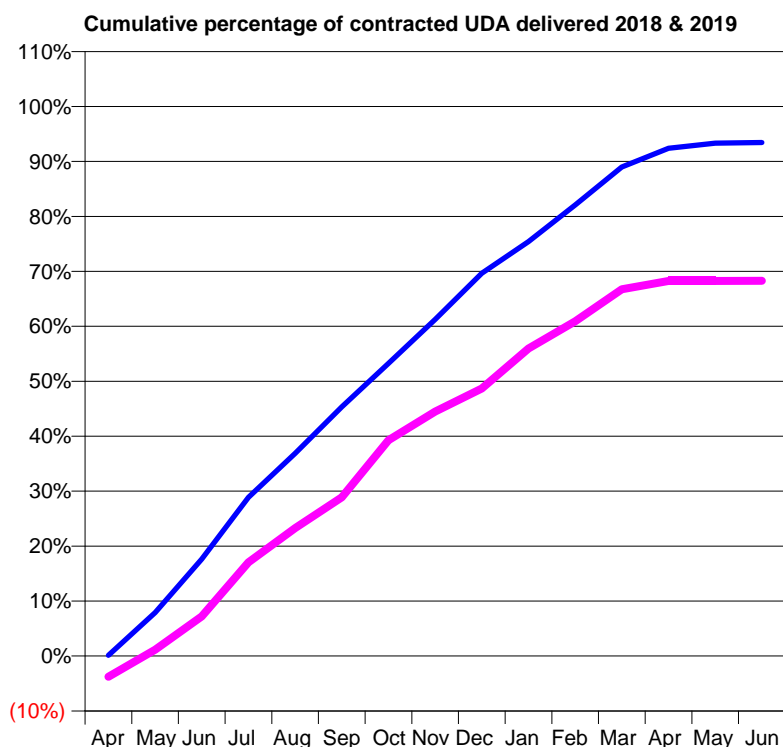
18/19 Contracted general activity (UDA)	39,600
Carry forward general activity (UDA)	2,596
18/19 Contracted orthodontic activity (UOA)	0
Carry forward orthodontic activity (UOA)	0
Baseline contract value	£1,192,257.76

### ACCESS\*

Patients seen in 24 months	Total	Change since previous quarter
Quarter ending March 2018	13,428	
Quarter ending June 2018	13,044	↓
Quarter ending September 2018	13,168	→
Quarter ending December 2018	12,903	↓
Quarter ending March 2019	12,518	↓
<b>Variance since March 2018</b>	<b>(6.8%)</b>	<b>↓</b>



### ACTIVITY



Adjusted Scheduled Activity (UDA)		
Month	2018	2019
April	58	-1,508
May	3,128	453
June	6,984	2,863
July	11,428	6,750
August	14,603	9,222
September	17,958	11,429
October	21,089	15,554
November	24,264	17,624
December	27,584	19,284
January	29,860	22,152
February	32,509	24,123
March	35,234	26,435
April	36,590	27,023
May	36,958	27,024
June	37,004	27,036

### QUALITY

	Quantity	Base Number	Contract	AT	Region	England
% of FP17s for the same patient ID Re-attending within 3 months - Children	724	4,828	15.0%	12.2%	12.3%	11.8%
% of FP17s for the same patient ID Re-attending within 3 months - Adults	1,478	10,599	13.9%	16.2%	15.9%	15.7%
% of FP17s for the same patient ID Re-attending between 3 & 9 months - Children	2,656	4,828	55.0%	58.0%	60.2%	58.9%
% of FP17s for the same patient ID Re-attending between 3 & 9 months - Adults	4,586	10,599	43.3%	50.9%	53.0%	50.8%
% of FP17s for Band 1 Urgent Courses	1,284	14,995	8.6%	10.1%	9.1%	9.1%
% of FP17s Relating to Free Repair or Replacements	108	14,995	0.7%	0.8%	1.0%	0.8%
% of FP17s Relating to Continuations	251	14,995	1.7%	0.9%	1.0%	0.9%
% of Patients satisfied with the dentistry they have received	3	3	N/A	92.8%	93.2%	92.5%
% of Patients satisfied with the time they had to wait for an appointment	3	3	N/A	86.8%	88.1%	87.0%

\* This is based on patients treated on this contract for their most recent course of treatment.

Figures in italics indicate the base number of FP17s or Patient Questionnaire responses are less than 100. N/A is shown where the base number of responses is less than 10 during the period. % is calculated as Quantity/Base number\*100

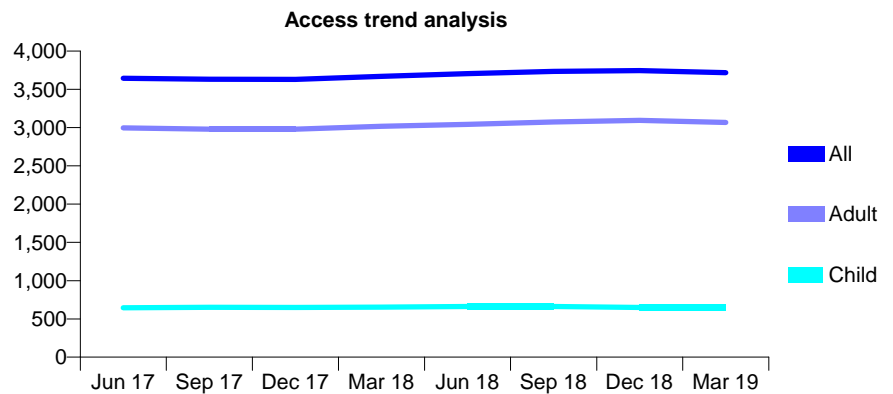
## Q46 - Vital Signs At a Glance Contract Report for 918113/0001 - Year end March 2019

Name or company name	MR JA LEE
Contract type name	GDS Contract
Purpose of contract	General
Contract start date	01/04/2006
Contract end date	

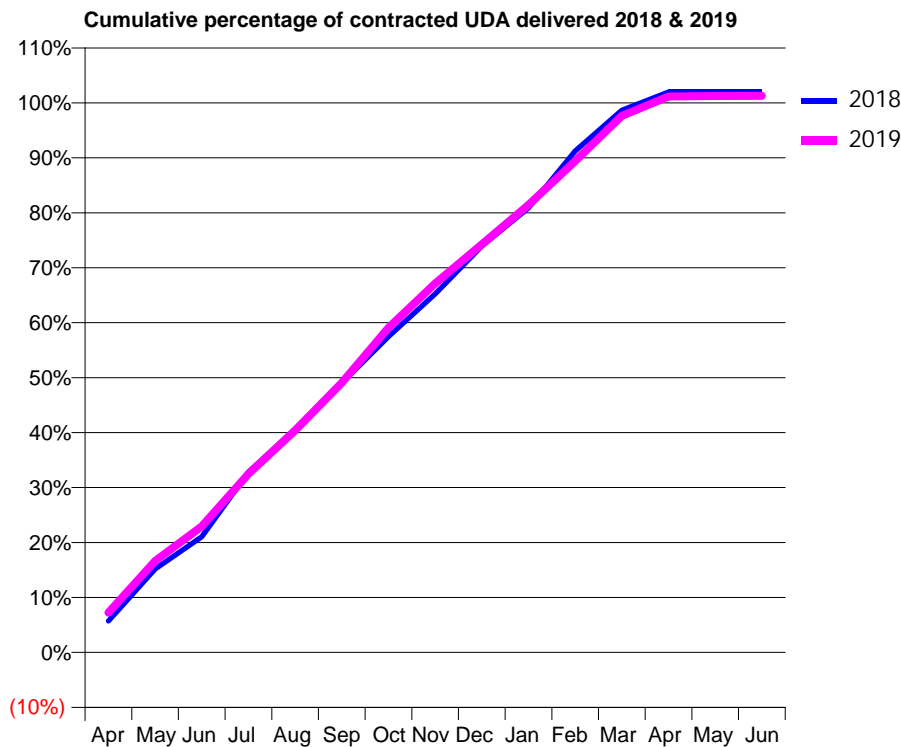
18/19 Contracted general activity (UDA)	10,653
Carry forward general activity (UDA)	-210
18/19 Contracted orthodontic activity (UOA)	0
Carry forward orthodontic activity (UOA)	0
Baseline contract value	£336,892.72

### ACCESS\*

Patients seen in 24 months	Total	Change since previous quarter
Quarter ending March 2018	3,670	
Quarter ending June 2018	3,704	→
Quarter ending September 2018	3,735	→
Quarter ending December 2018	3,744	→
Quarter ending March 2019	3,717	→
<b>Variance since March 2018</b>	<b>1.3%</b>	<b>→</b>



### ACTIVITY



Adjusted Scheduled Activity (UDA)		
Month	2018	2019
April	610	771
May	1,618	1,774
June	2,242	2,444
July	3,494	3,461
August	4,328	4,306
September	5,220	5,226
October	6,123	6,294
November	6,951	7,151
December	7,875	7,910
January	8,619	8,678
February	9,722	9,526
March	10,511	10,402
April	10,864	10,777
May	10,863	10,786
June	10,863	10,789

### QUALITY

	Quantity	Base Number	Contract	AT	Region	England
% of FP17s for the same patient ID Re-attending within 3 months - Children	126	1,263	10.0%	12.2%	12.3%	11.8%
% of FP17s for the same patient ID Re-attending within 3 months - Adults	728	4,234	17.2%	16.2%	15.9%	15.7%
% of FP17s for the same patient ID Re-attending between 3 & 9 months - Children	782	1,263	61.9%	58.0%	60.2%	58.9%
% of FP17s for the same patient ID Re-attending between 3 & 9 months - Adults	1,782	4,234	42.1%	50.9%	53.0%	50.8%
% of FP17s for Band 1 Urgent Courses	832	5,529	15.0%	10.1%	9.1%	9.1%
% of FP17s Relating to Free Repair or Replacements	127	5,529	2.3%	0.8%	1.0%	0.8%
% of FP17s Relating to Continuations	45	5,529	0.8%	0.9%	1.0%	0.9%
% of Patients satisfied with the dentistry they have received	3	3	N/A	92.8%	93.2%	92.5%
% of Patients satisfied with the time they had to wait for an appointment	3	3	N/A	86.8%	88.1%	87.0%

\* This is based on patients treated on this contract for their most recent course of treatment. Figures in italics indicate the base number of FP17s or Patient Questionnaire responses are less than 100. N/A is shown where the base number of responses is less than 10 during the period. % is calculated as Quantity/Base number\*100

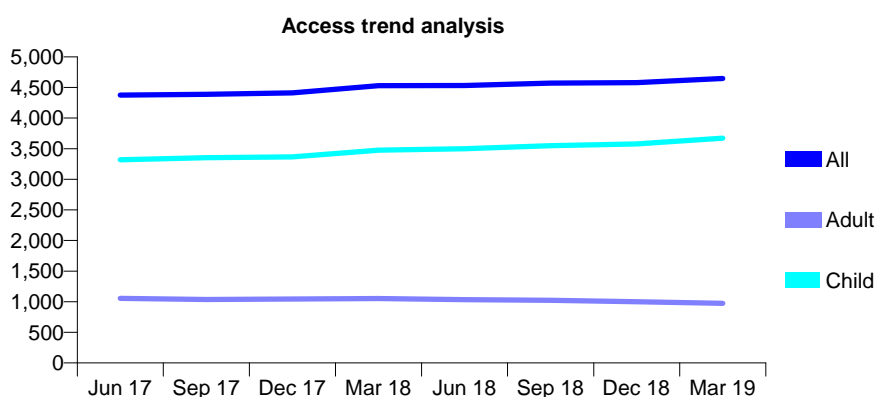
## Q46 - Vital Signs At a Glance Contract Report for 919160/0002 - Year end March 2019

Name or company name	MR CH HEWITT
Contract type name	GDS Contract
Purpose of contract	General and Orthodontic
Contract start date	01/02/2011
Contract end date	

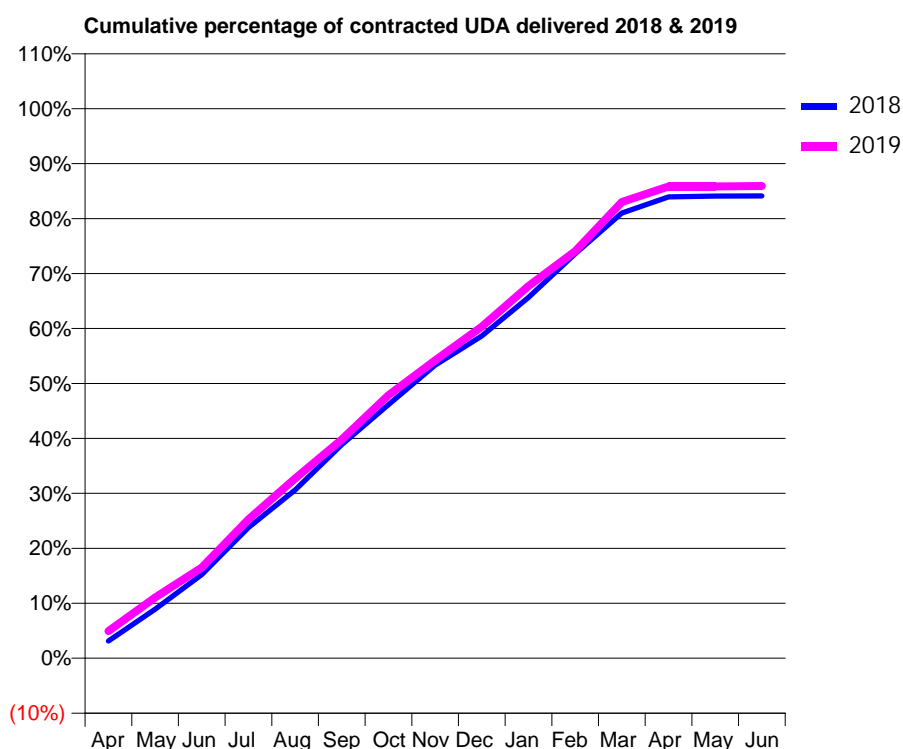
18/19 Contracted general activity (UDA)	14,632
Carry forward general activity (UDA)	0
18/19 Contracted orthodontic activity (UOA)	1,564
Carry forward orthodontic activity (UOA)	-31
Baseline contract value	£475,472.94

### ACCESS\*

Patients seen in 24 months	Total	Change since previous quarter
Quarter ending March 2018	4,529	
Quarter ending June 2018	4,533	→
Quarter ending September 2018	4,571	→
Quarter ending December 2018	4,579	→
Quarter ending March 2019	4,645	→
<b>Variance since March 2018</b>	<b>2.6%</b>	<b>↑</b>



### ACTIVITY



Adjusted Scheduled Activity (UDA)		
Month	2018	2019
April	459	723
May	1,306	1,616
June	2,229	2,415
July	3,479	3,698
August	4,483	4,787
September	5,686	5,821
October	6,752	7,003
November	7,801	7,929
December	8,582	8,829
January	9,605	9,908
February	10,773	10,840
March	11,850	12,145
April	12,285	12,561
May	12,306	12,562
June	12,307	12,572

### QUALITY

	Quantity	Base Number	Contract	AT	Region	England
% of FP17s for the same patient ID Re-attending within 3 months - Children	1,075	6,868	15.7%	12.2%	12.3%	11.8%
% of FP17s for the same patient ID Re-attending within 3 months - Adults	288	1,169	24.6%	16.2%	15.9%	15.7%
% of FP17s for the same patient ID Re-attending between 3 & 9 months - Children	4,187	6,868	61.0%	58.0%	60.2%	58.9%
% of FP17s for the same patient ID Re-attending between 3 & 9 months - Adults	649	1,169	55.5%	50.9%	53.0%	50.8%
% of FP17s for Band 1 Urgent Courses	566	7,850	7.2%	10.1%	9.1%	9.1%
% of FP17s Relating to Free Repair or Replacements	0	7,850	0.0%	0.8%	1.0%	0.8%
% of FP17s Relating to Continuations	5	7,850	0.1%	0.9%	1.0%	0.9%
% of Patients satisfied with the dentistry they have received	0	0	N/A	92.8%	93.2%	92.5%
% of Patients satisfied with the time they had to wait for an appointment	0	0	N/A	86.8%	88.1%	87.0%

\* This is based on patients treated on this contract for their most recent course of treatment.

Figures in italics indicate the base number of FP17s or Patient Questionnaire responses are less than 100. N/A is shown where the base number of responses is less than 10 during the period. % is calculated as Quantity/Base number\*100

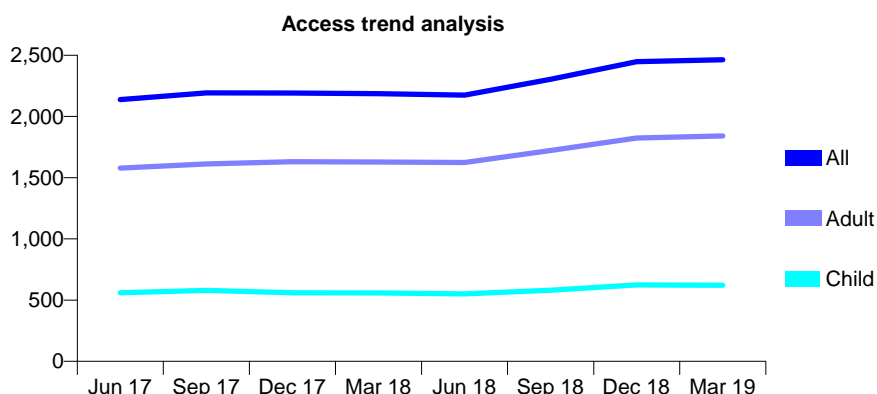
## Q46 - Vital Signs At a Glance Contract Report for 919926/0001 - Year end March 2019

Name or company name	MR DP FLATTERY
Contract type name	GDS Contract
Purpose of contract	General
Contract start date	29/04/2010
Contract end date	

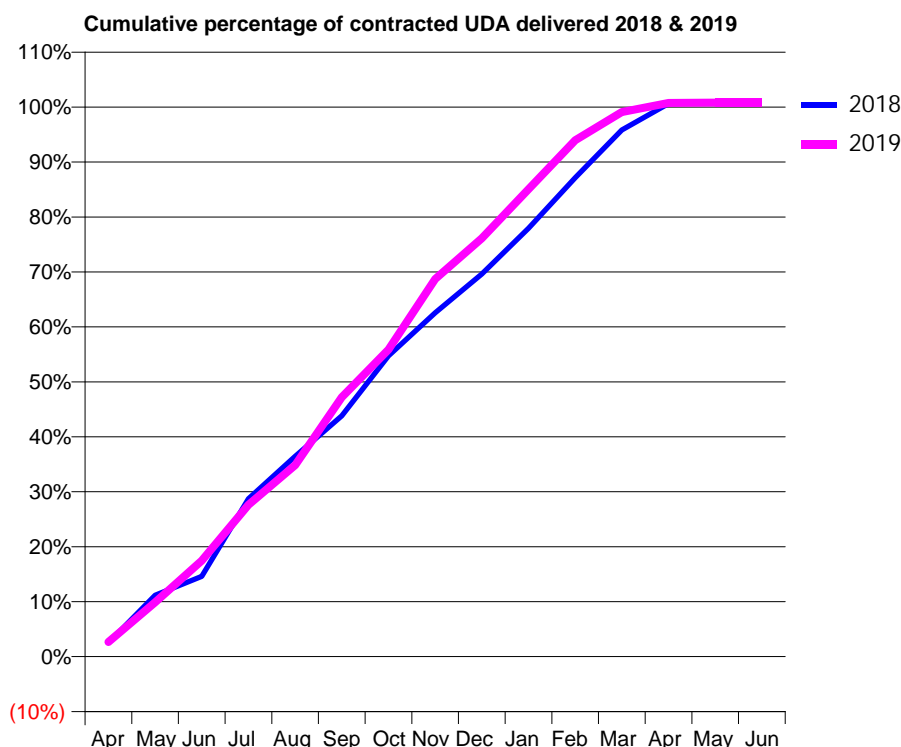
18/19 Contracted general activity (UDA)	5,922
Carry forward general activity (UDA)	-48
18/19 Contracted orthodontic activity (UOA)	0
Carry forward orthodontic activity (UOA)	0
Baseline contract value	£148,887.07

### ACCESS\*

Patients seen in 24 months	Total	Change since previous quarter
Quarter ending March 2018	2,186	
Quarter ending June 2018	2,175	→
Quarter ending September 2018	2,303	↑
Quarter ending December 2018	2,448	↑
Quarter ending March 2019	2,463	→
<b>Variance since March 2018</b>	<b>12.7%</b>	<b>↑</b>



### ACTIVITY



Adjusted Scheduled Activity (UDA)		
Month	2018	2019
April	149	159
May	662	586
June	864	1,035
July	1,701	1,636
August	2,159	2,063
September	2,594	2,794
October	3,242	3,308
November	3,706	4,069
December	4,123	4,507
January	4,617	5,037
February	5,162	5,564
March	5,674	5,868
April	5,958	5,966
May	5,970	5,969
June	5,970	5,969

### QUALITY

	Quantity	Base Number	Contract	AT	Region	England
% of FP17s for the same patient ID Re-attending within 3 months - Children	73	968	7.5%	12.2%	12.3%	11.8%
% of FP17s for the same patient ID Re-attending within 3 months - Adults	451	2,843	15.9%	16.2%	15.9%	15.7%
% of FP17s for the same patient ID Re-attending between 3 & 9 months - Children	554	968	57.2%	58.0%	60.2%	58.9%
% of FP17s for the same patient ID Re-attending between 3 & 9 months - Adults	1,537	2,843	54.1%	50.9%	53.0%	50.8%
% of FP17s for Band 1 Urgent Courses	174	3,700	4.7%	10.1%	9.1%	9.1%
% of FP17s Relating to Free Repair or Replacements	17	3,700	0.5%	0.8%	1.0%	0.8%
% of FP17s Relating to Continuations	144	3,700	3.9%	0.9%	1.0%	0.9%
% of Patients satisfied with the dentistry they have received	1	1	N/A	92.8%	93.2%	92.5%
% of Patients satisfied with the time they had to wait for an appointment	1	1	N/A	86.8%	88.1%	87.0%

\* This is based on patients treated on this contract for their most recent course of treatment.  
 Figures in italics indicate the base number of FP17s or Patient Questionnaire responses are less than 100. N/A is shown where the base number of responses is less than 10 during the period. % is calculated as Quantity/Base number\*100

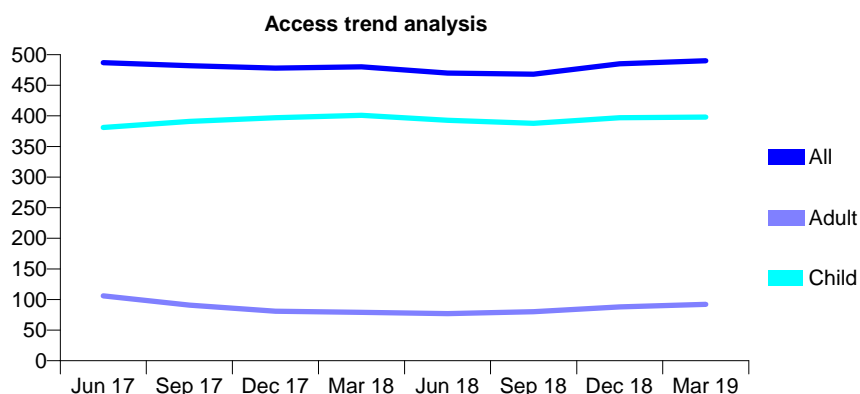
## Q46 - Vital Signs At a Glance Contract Report for 919942/0001 - Year end March 2019

Name or company name	MR N NAEEM
Contract type name	GDS Contract
Purpose of contract	General
Contract start date	01/04/2006
Contract end date	

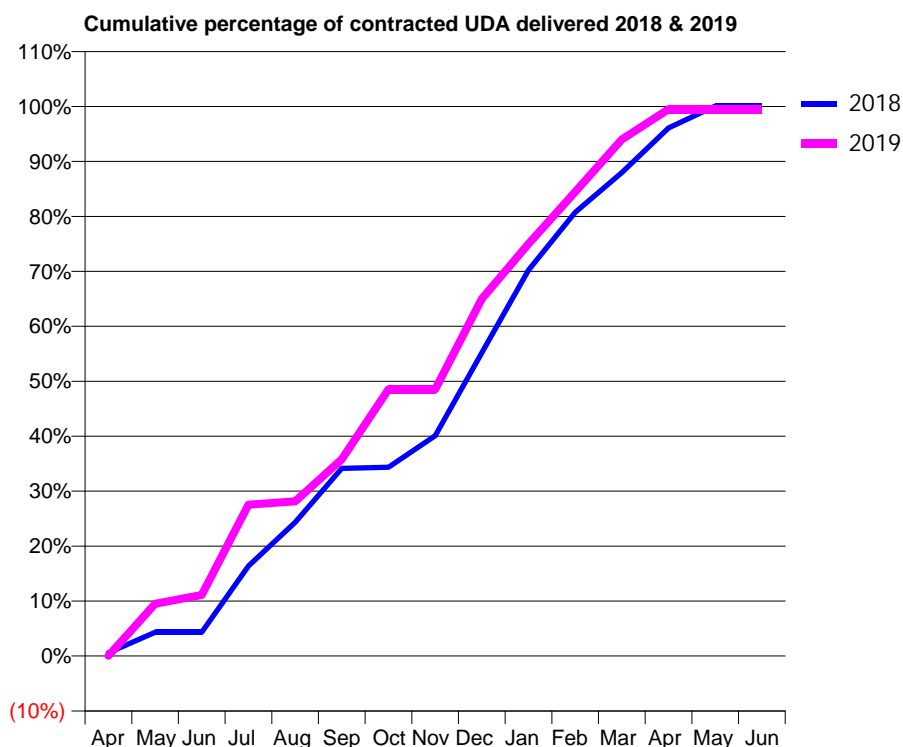
18/19 Contracted general activity (UDA)	1,500
Carry forward general activity (UDA)	-1
18/19 Contracted orthodontic activity (UOA)	0
Carry forward orthodontic activity (UOA)	0
Baseline contract value	£36,371.85

### ACCESS\*

Patients seen in 24 months	Total	Change since previous quarter
Quarter ending March 2018	480	
Quarter ending June 2018	470	↓
Quarter ending September 2018	468	→
Quarter ending December 2018	485	↑
Quarter ending March 2019	490	→
<b>Variance since March 2018</b>	<b>2.1%</b>	<b>↑</b>



### ACTIVITY



Adjusted Scheduled Activity (UDA)		
Month	2018	2019
April	9	1
May	65	143
June	65	167
July	246	413
August	365	422
September	512	537
October	515	728
November	601	728
December	827	975
January	1,053	1,125
February	1,211	1,267
March	1,319	1,410
April	1,441	1,492
May	1,501	1,492
June	1,501	1,492

### QUALITY

	Quantity	Base Number	Contract	AT	Region	England
% of FP17s for the same patient ID Re-attending within 3 months - Children	219	1,043	21.0%	12.2%	12.3%	11.8%
% of FP17s for the same patient ID Re-attending within 3 months - Adults	21	77	27.3%	16.2%	15.9%	15.7%
% of FP17s for the same patient ID Re-attending between 3 & 9 months - Children	685	1,043	65.7%	58.0%	60.2%	58.9%
% of FP17s for the same patient ID Re-attending between 3 & 9 months - Adults	30	77	39.0%	50.9%	53.0%	50.8%
% of FP17s for Band 1 Urgent Courses	1	1,053	0.1%	10.1%	9.1%	9.1%
% of FP17s Relating to Free Repair or Replacements	0	1,053	0.0%	0.8%	1.0%	0.8%
% of FP17s Relating to Continuations	0	1,053	0.0%	0.9%	1.0%	0.9%
% of Patients satisfied with the dentistry they have received	0	0	N/A	92.8%	93.2%	92.5%
% of Patients satisfied with the time they had to wait for an appointment	0	0	N/A	86.8%	88.1%	87.0%

\* This is based on patients treated on this contract for their most recent course of treatment.

Figures in italics indicate the base number of FP17s or Patient Questionnaire responses are less than 100. N/A is shown where the base number of responses is less than 10 during the period. % is calculated as Quantity/Base number\*100



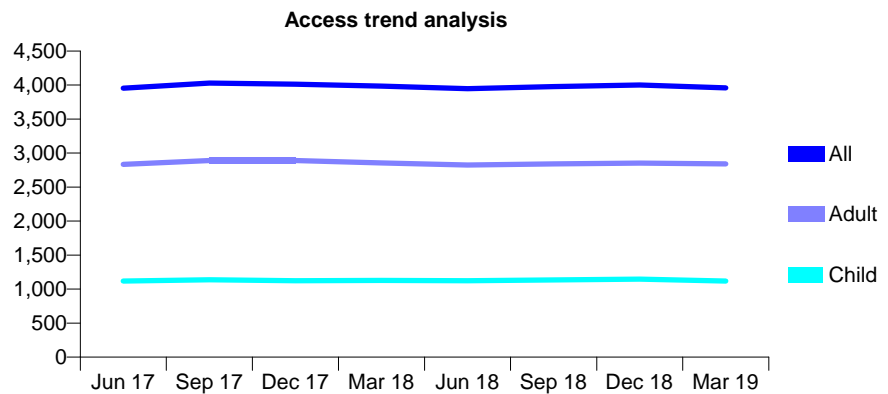
## Q46 - Vital Signs At a Glance Contract Report for 920037/0001 - Year end March 2019

Name or company name	MR C EDWARDS
Contract type name	GDS Contract
Purpose of contract	General
Contract start date	01/04/2012
Contract end date	

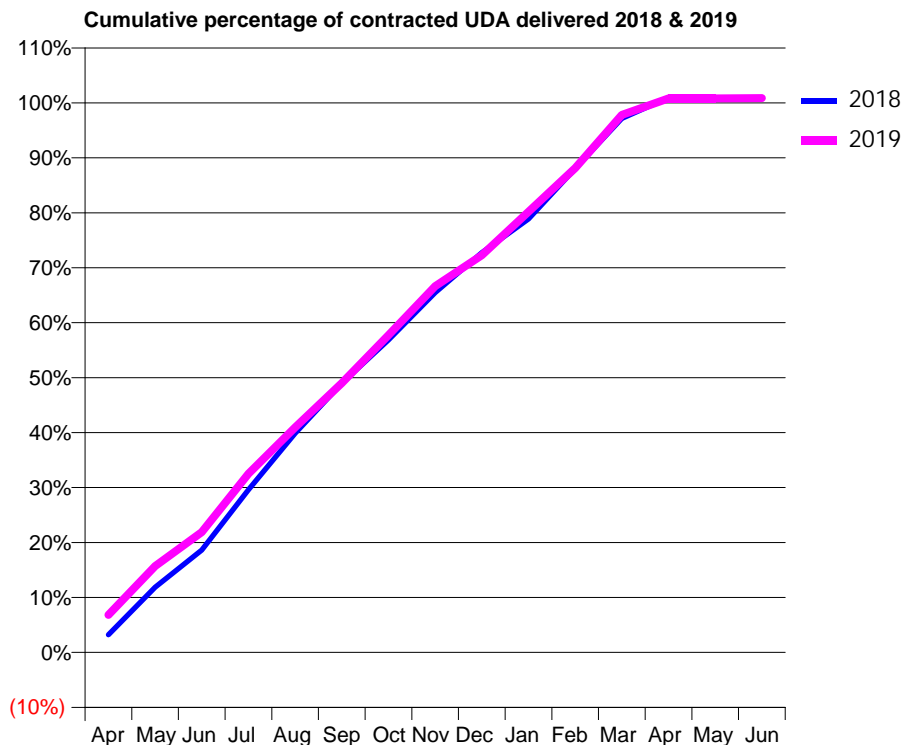
18/19 Contracted general activity (UDA)	12,979
Carry forward general activity (UDA)	-121
18/19 Contracted orthodontic activity (UOA)	0
Carry forward orthodontic activity (UOA)	0
Baseline contract value	£399,055.61

### ACCESS\*

Patients seen in 24 months	Total	Change since previous quarter
Quarter ending March 2018	3,985	
Quarter ending June 2018	3,947	→
Quarter ending September 2018	3,977	→
Quarter ending December 2018	4,001	→
Quarter ending March 2019	3,959	↓
<b>Variance since March 2018</b>	<b>(0.7%)</b>	<b>→</b>



### ACTIVITY



Adjusted Scheduled Activity (UDA)		
Month	2018	2019
April	417	885
May	1,542	2,039
June	2,418	2,842
July	3,844	4,220
August	5,177	5,316
September	6,354	6,362
October	7,380	7,494
November	8,499	8,650
December	9,440	9,378
January	10,237	10,407
February	11,429	11,440
March	12,613	12,694
April	13,100	13,085
May	13,101	13,082
June	13,100	13,090

### QUALITY

	Quantity	Base Number	Contract	AT	Region	England
% of FP17s for the same patient ID Re-attending within 3 months - Children	153	1,912	8.0%	12.2%	12.3%	11.8%
% of FP17s for the same patient ID Re-attending within 3 months - Adults	700	4,216	16.6%	16.2%	15.9%	15.7%
% of FP17s for the same patient ID Re-attending between 3 & 9 months - Children	1,367	1,912	71.5%	58.0%	60.2%	58.9%
% of FP17s for the same patient ID Re-attending between 3 & 9 months - Adults	2,519	4,216	59.7%	50.9%	53.0%	50.8%
% of FP17s for Band 1 Urgent Courses	587	6,080	9.7%	10.1%	9.1%	9.1%
% of FP17s Relating to Free Repair or Replacements	36	6,080	0.6%	0.8%	1.0%	0.8%
% of FP17s Relating to Continuations	23	6,080	0.4%	0.9%	1.0%	0.9%
% of Patients satisfied with the dentistry they have received	2	2	N/A	92.8%	93.2%	92.5%
% of Patients satisfied with the time they had to wait for an appointment	2	2	N/A	86.8%	88.1%	87.0%

\* This is based on patients treated on this contract for their most recent course of treatment. Figures in italics indicate the base number of FP17s or Patient Questionnaire responses are less than 100. N/A is shown where the base number of responses is less than 10 during the period. % is calculated as Quantity/Base number\*100

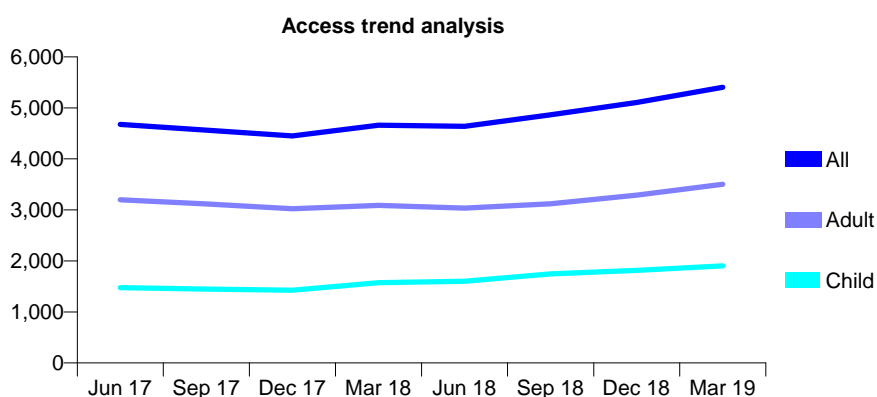
## Q46 - Vital Signs At a Glance Contract Report for 920932/0001 - Year end March 2019

Name or company name	272 Dental Care
Contract type name	GDS Contract
Purpose of contract	General
Contract start date	01/04/2006
Contract end date	

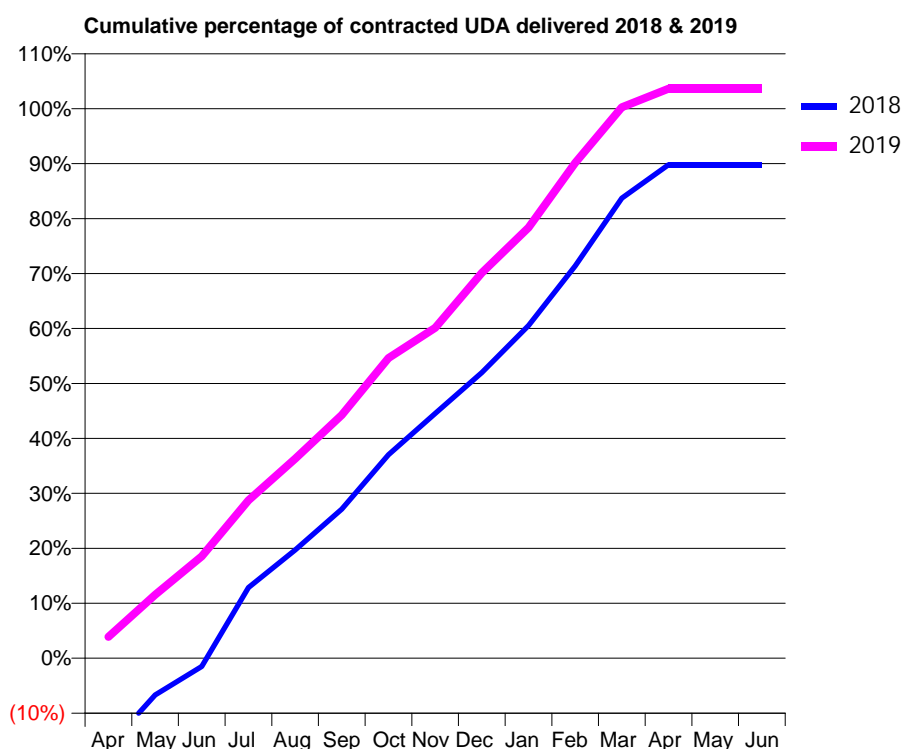
18/19 Contracted general activity (UDA)	16,128
Carry forward general activity (UDA)	0
18/19 Contracted orthodontic activity (UOA)	0
Carry forward orthodontic activity (UOA)	0
Baseline contract value	£399,455.31

### ACCESS\*

Patients seen in 24 months	Total	Change since previous quarter
Quarter ending March 2018	4,660	
Quarter ending June 2018	4,638	→
Quarter ending September 2018	4,865	↑
Quarter ending December 2018	5,107	↑
Quarter ending March 2019	5,402	↑
<b>Variance since March 2018</b>	<b>15.9%</b>	<b>↑</b>



### ACTIVITY



Adjusted Scheduled Activity (UDA)		
Month	2018	2019
April	-2,598	628
May	-1,082	1,859
June	-245	2,989
July	2,075	4,630
August	3,177	5,854
September	4,376	7,136
October	5,973	8,807
November	7,182	9,698
December	8,380	11,310
January	9,763	12,637
February	11,511	14,539
March	13,499	16,168
April	14,483	16,715
May	14,483	16,715
June	14,483	16,715

### QUALITY

	Quantity	Base Number	Contract	AT	Region	England
% of FP17s for the same patient ID Re-attending within 3 months - Children	177	2,798	6.3%	12.2%	12.3%	11.8%
% of FP17s for the same patient ID Re-attending within 3 months - Adults	596	4,586	13.0%	16.2%	15.9%	15.7%
% of FP17s for the same patient ID Re-attending between 3 & 9 months - Children	1,560	2,798	55.8%	58.0%	60.2%	58.9%
% of FP17s for the same patient ID Re-attending between 3 & 9 months - Adults	2,283	4,586	49.8%	50.9%	53.0%	50.8%
% of FP17s for Band 1 Urgent Courses	426	7,242	5.9%	10.1%	9.1%	9.1%
% of FP17s Relating to Free Repair or Replacements	62	7,242	0.9%	0.8%	1.0%	0.8%
% of FP17s Relating to Continuations	98	7,242	1.4%	0.9%	1.0%	0.9%
% of Patients satisfied with the dentistry they have received	1	1	N/A	92.8%	93.2%	92.5%
% of Patients satisfied with the time they had to wait for an appointment	1	1	N/A	86.8%	88.1%	87.0%

\* This is based on patients treated on this contract for their most recent course of treatment.

Figures in italics indicate the base number of FP17s or Patient Questionnaire responses are less than 100. N/A is shown where the base number of responses is less than 10 during the period. % is calculated as Quantity/Base number\*100

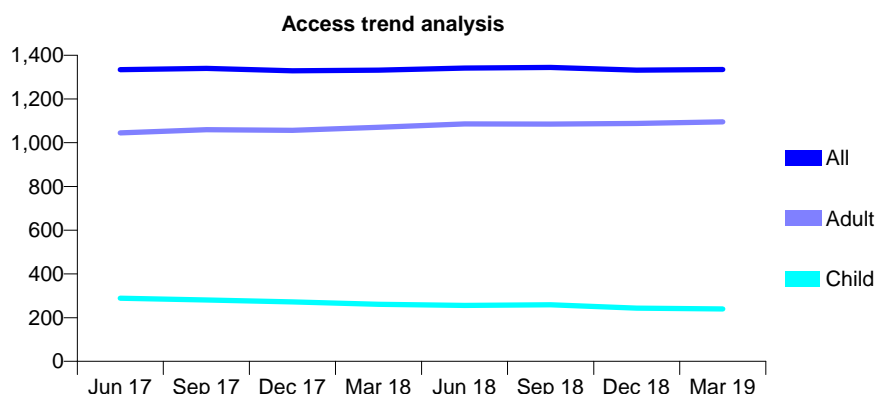
## Q46 - Vital Signs At a Glance Contract Report for 921203/0001 - Year end March 2019

Name or company name	MRS KV DISS
Contract type name	GDS Contract
Purpose of contract	General
Contract start date	01/04/2006
Contract end date	

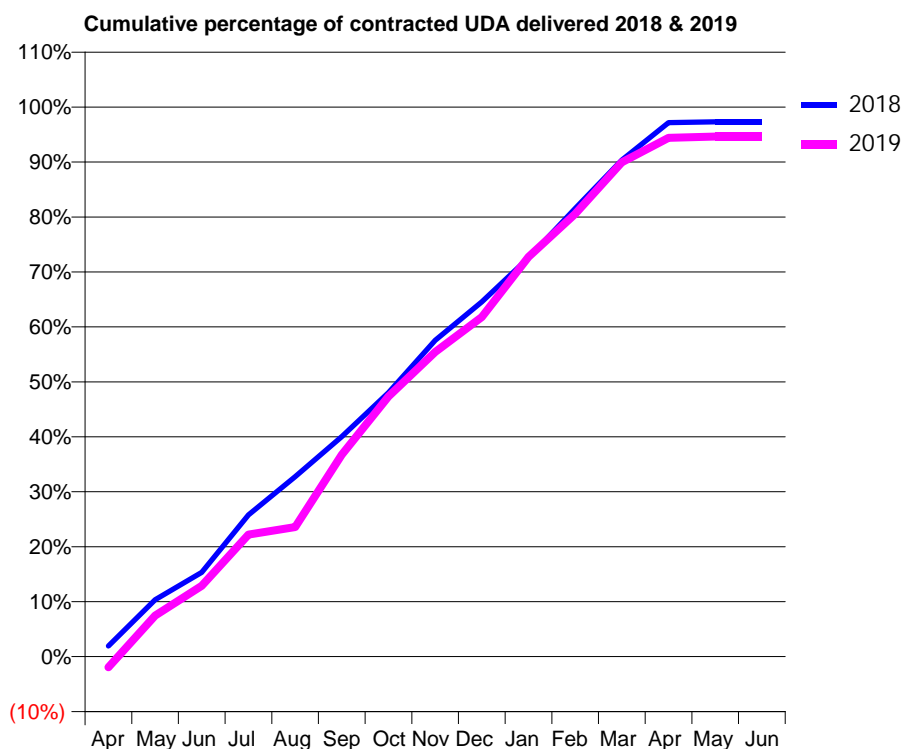
18/19 Contracted general activity (UDA)	3,718
Carry forward general activity (UDA)	83
18/19 Contracted orthodontic activity (UOA)	0
Carry forward orthodontic activity (UOA)	0
Baseline contract value	£93,475.53

### ACCESS\*

Patients seen in 24 months	Total	Change since previous quarter
Quarter ending March 2018	1,332	
Quarter ending June 2018	1,342	→
Quarter ending September 2018	1,344	→
Quarter ending December 2018	1,332	→
Quarter ending March 2019	1,335	→
<b>Variance since March 2018</b>	<b>0.2%</b>	<b>→</b>



### ACTIVITY



Adjusted Scheduled Activity (UDA)		
Month	2018	2019
April	73	-73
May	385	277
June	571	479
July	958	826
August	1,218	876
September	1,488	1,366
October	1,786	1,760
November	2,141	2,061
December	2,399	2,298
January	2,697	2,704
February	3,032	2,996
March	3,360	3,344
April	3,613	3,510
May	3,618	3,518
June	3,618	3,518

### QUALITY

	Quantity	Base Number	Contract	AT	Region	England
% of FP17s for the same patient ID Re-attending within 3 months - Children	16	408	3.9%	12.2%	12.3%	11.8%
% of FP17s for the same patient ID Re-attending within 3 months - Adults	341	1,895	18.0%	16.2%	15.9%	15.7%
% of FP17s for the same patient ID Re-attending between 3 & 9 months - Children	288	408	70.6%	58.0%	60.2%	58.9%
% of FP17s for the same patient ID Re-attending between 3 & 9 months - Adults	1,175	1,895	62.0%	50.9%	53.0%	50.8%
% of FP17s for Band 1 Urgent Courses	224	2,252	9.9%	10.1%	9.1%	9.1%
% of FP17s Relating to Free Repair or Replacements	33	2,252	1.5%	0.8%	1.0%	0.8%
% of FP17s Relating to Continuations	20	2,252	0.9%	0.9%	1.0%	0.9%
% of Patients satisfied with the dentistry they have received	2	2	N/A	92.8%	93.2%	92.5%
% of Patients satisfied with the time they had to wait for an appointment	2	2	N/A	86.8%	88.1%	87.0%

\* This is based on patients treated on this contract for their most recent course of treatment.  
 Figures in italics indicate the base number of FP17s or Patient Questionnaire responses are less than 100. N/A is shown where the base number of responses is less than 10 during the period. % is calculated as Quantity/Base number\*100

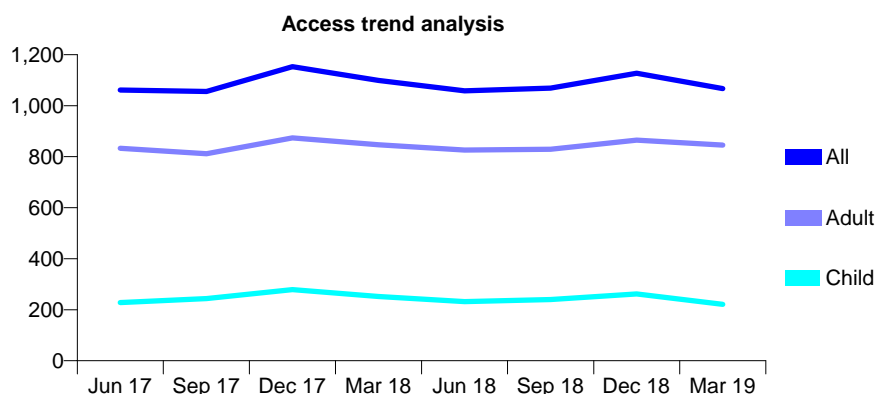
## Q46 - Vital Signs At a Glance Contract Report for 927066/0001 - Year end March 2019

Name or company name	MR K SEDEHIZADEH
Contract type name	GDS Contract
Purpose of contract	General
Contract start date	01/04/2006
Contract end date	

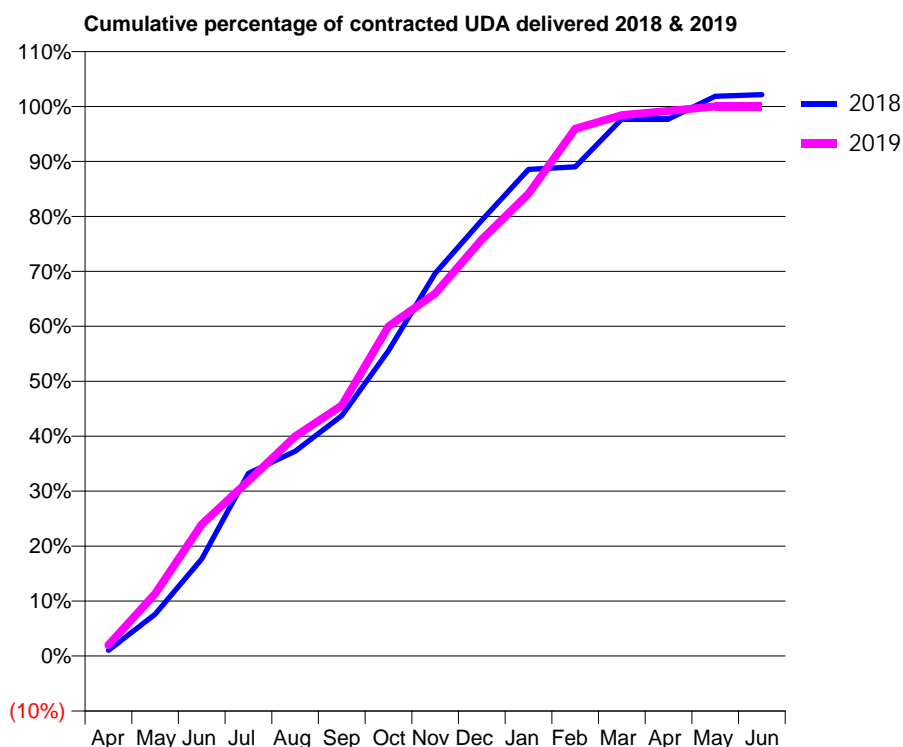
18/19 Contracted general activity (UDA)	4,078
Carry forward general activity (UDA)	-82
18/19 Contracted orthodontic activity (UOA)	0
Carry forward orthodontic activity (UOA)	0
Baseline contract value	£131,522.82

### ACCESS\*

Patients seen in 24 months	Total	Change since previous quarter
Quarter ending March 2018	1,099	
Quarter ending June 2018	1,058	↓
Quarter ending September 2018	1,069	→
Quarter ending December 2018	1,127	↑
Quarter ending March 2019	1,067	↓
<b>Variance since March 2018</b>	<b>(2.9%)</b>	<b>↓</b>



### ACTIVITY



Adjusted Scheduled Activity (UDA)		
Month	2018	2019
April	42	82
May	311	463
June	721	977
July	1,355	1,300
August	1,520	1,630
September	1,783	1,859
October	2,266	2,446
November	2,839	2,690
December	3,234	3,091
January	3,610	3,431
February	3,630	3,913
March	3,984	4,013
April	3,984	4,044
May	4,154	4,079
June	4,166	4,079

### QUALITY

	Quantity	Base Number	Contract	AT	Region	England
% of FP17s for the same patient ID Re-attending within 3 months - Children	22	351	6.3%	12.2%	12.3%	11.8%
% of FP17s for the same patient ID Re-attending within 3 months - Adults	196	1,084	18.1%	16.2%	15.9%	15.7%
% of FP17s for the same patient ID Re-attending between 3 & 9 months - Children	157	351	44.7%	58.0%	60.2%	58.9%
% of FP17s for the same patient ID Re-attending between 3 & 9 months - Adults	349	1,084	32.2%	50.9%	53.0%	50.8%
% of FP17s for Band 1 Urgent Courses	214	1,426	15.0%	10.1%	9.1%	9.1%
% of FP17s Relating to Free Repair or Replacements	12	1,426	0.8%	0.8%	1.0%	0.8%
% of FP17s Relating to Continuations	15	1,426	1.1%	0.9%	1.0%	0.9%
% of Patients satisfied with the dentistry they have received	1	1	N/A	92.8%	93.2%	92.5%
% of Patients satisfied with the time they had to wait for an appointment	1	1	N/A	86.8%	88.1%	87.0%

\* This is based on patients treated on this contract for their most recent course of treatment.

Figures in italics indicate the base number of FP17s or Patient Questionnaire responses are less than 100. N/A is shown where the base number of responses is less than 10 during the period. % is calculated as Quantity/Base number\*100

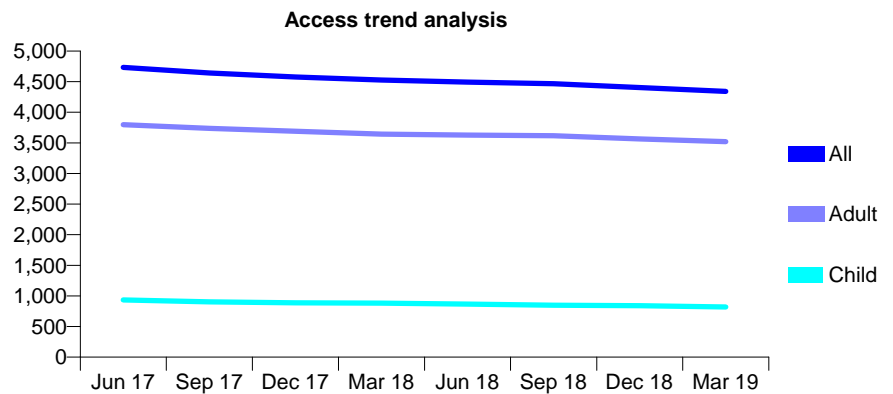
## Q46 - Vital Signs At a Glance Contract Report for 931594/0001 - Year end March 2019

Name or company name	MISS SL WATSON
Contract type name	GDS Contract
Purpose of contract	General
Contract start date	01/04/2006
Contract end date	

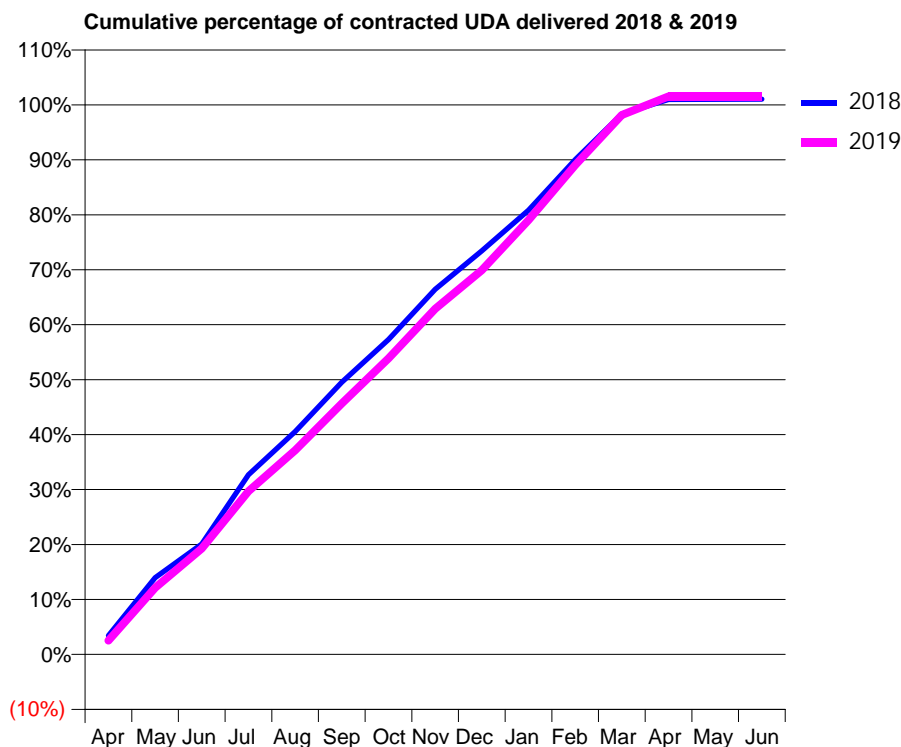
18/19 Contracted general activity (UDA)	14,492
Carry forward general activity (UDA)	324
18/19 Contracted orthodontic activity (UOA)	0
Carry forward orthodontic activity (UOA)	0
Baseline contract value	£348,698.18

### ACCESS\*

Patients seen in 24 months	Total	Change since previous quarter
Quarter ending March 2018	4,527	
Quarter ending June 2018	4,494	→
Quarter ending September 2018	4,467	→
Quarter ending December 2018	4,405	↓
Quarter ending March 2019	4,341	↓
<b>Variance since March 2018</b>	<b>(4.1%)</b>	<b>↓</b>



### ACTIVITY



Adjusted Scheduled Activity (UDA)		
Month	2018	2019
April	496	366
May	2,023	1,761
June	2,910	2,792
July	4,738	4,302
August	5,879	5,382
September	7,175	6,617
October	8,304	7,807
November	9,628	9,113
December	10,644	10,128
January	11,712	11,453
February	13,050	12,906
March	14,248	14,223
April	14,636	14,712
May	14,639	14,715
June	14,642	14,715

### QUALITY

	Quantity	Base Number	Contract	AT	Region	England
% of FP17s for the same patient ID Re-attending within 3 months - Children	140	1,229	11.4%	12.2%	12.3%	11.8%
% of FP17s for the same patient ID Re-attending within 3 months - Adults	1,192	5,541	21.5%	16.2%	15.9%	15.7%
% of FP17s for the same patient ID Re-attending between 3 & 9 months - Children	664	1,229	54.0%	58.0%	60.2%	58.9%
% of FP17s for the same patient ID Re-attending between 3 & 9 months - Adults	2,863	5,541	51.7%	50.9%	53.0%	50.8%
% of FP17s for Band 1 Urgent Courses	831	6,796	12.2%	10.1%	9.1%	9.1%
% of FP17s Relating to Free Repair or Replacements	134	6,796	2.0%	0.8%	1.0%	0.8%
% of FP17s Relating to Continuations	164	6,796	2.4%	0.9%	1.0%	0.9%
% of Patients satisfied with the dentistry they have received	3	3	N/A	92.8%	93.2%	92.5%
% of Patients satisfied with the time they had to wait for an appointment	2	3	N/A	86.8%	88.1%	87.0%

\* This is based on patients treated on this contract for their most recent course of treatment.

Figures in italics indicate the base number of FP17s or Patient Questionnaire responses are less than 100. N/A is shown where the base number of responses is less than 10 during the period. % is calculated as Quantity/Base number\*100

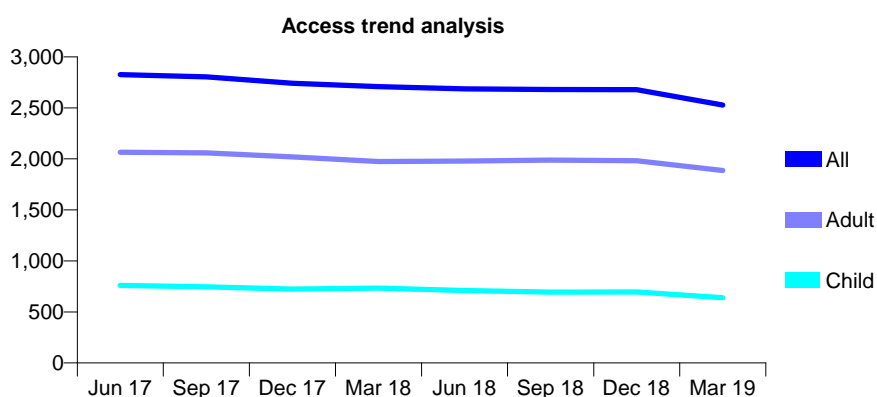
## Q46 - Vital Signs At a Glance Contract Report for 932841/0001 - Year end March 2019

Name or company name	MR HR HABIBI
Contract type name	GDS Contract
Purpose of contract	General
Contract start date	01/04/2006
Contract end date	

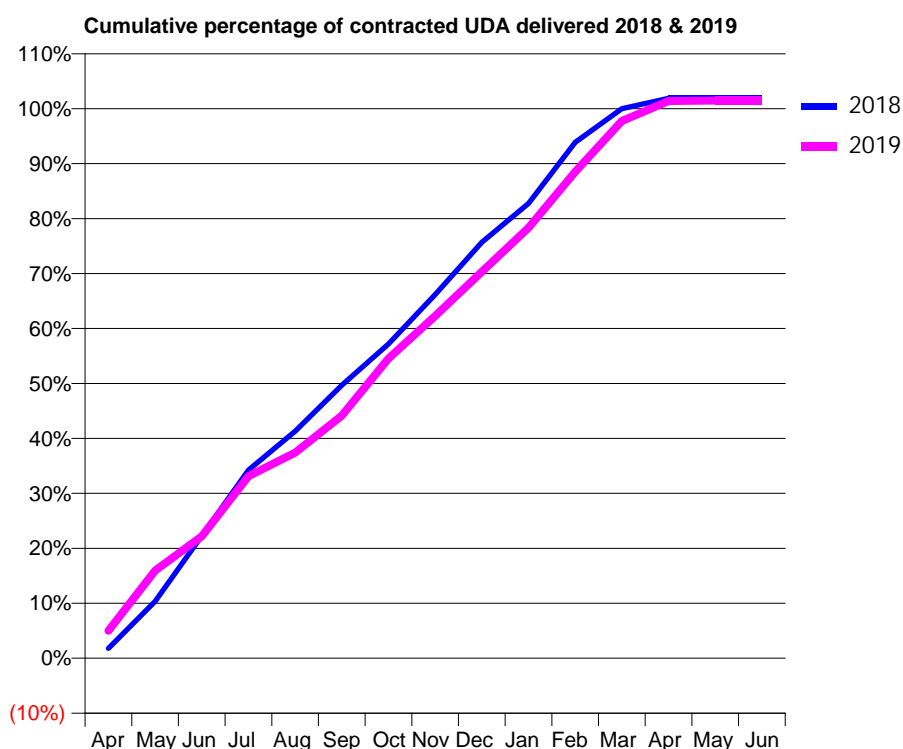
18/19 Contracted general activity (UDA)	9,416
Carry forward general activity (UDA)	-178
18/19 Contracted orthodontic activity (UOA)	0
Carry forward orthodontic activity (UOA)	0
Baseline contract value	£312,034.05

### ACCESS\*

Patients seen in 24 months	Total	Change since previous quarter
Quarter ending March 2018	2,708	
Quarter ending June 2018	2,687	→
Quarter ending September 2018	2,681	→
Quarter ending December 2018	2,678	→
Quarter ending March 2019	2,527	↓
<b>Variance since March 2018</b>	<b>(6.7%)</b>	<b>↓</b>



### ACTIVITY



Adjusted Scheduled Activity (UDA)		
Month	2018	2019
April	170	472
May	974	1,501
June	2,097	2,089
July	3,222	3,121
August	3,890	3,522
September	4,676	4,155
October	5,385	5,136
November	6,233	5,865
December	7,125	6,621
January	7,790	7,374
February	8,840	8,333
March	9,415	9,202
April	9,594	9,545
May	9,594	9,554
June	9,594	9,554

### QUALITY

	Quantity	Base Number	Contract	AT	Region	England
% of FP17s for the same patient ID Re-attending within 3 months - Children	83	897	9.3%	12.2%	12.3%	11.8%
% of FP17s for the same patient ID Re-attending within 3 months - Adults	566	2,834	20.0%	16.2%	15.9%	15.7%
% of FP17s for the same patient ID Re-attending between 3 & 9 months - Children	487	897	54.3%	58.0%	60.2%	58.9%
% of FP17s for the same patient ID Re-attending between 3 & 9 months - Adults	1,483	2,834	52.3%	50.9%	53.0%	50.8%
% of FP17s for Band 1 Urgent Courses	434	3,790	11.5%	10.1%	9.1%	9.1%
% of FP17s Relating to Free Repair or Replacements	32	3,790	0.8%	0.8%	1.0%	0.8%
% of FP17s Relating to Continuations	105	3,790	2.8%	0.9%	1.0%	0.9%
% of Patients satisfied with the dentistry they have received	0	0	N/A	92.8%	93.2%	92.5%
% of Patients satisfied with the time they had to wait for an appointment	0	0	N/A	86.8%	88.1%	87.0%

\* This is based on patients treated on this contract for their most recent course of treatment.

Figures in italics indicate the base number of FP17s or Patient Questionnaire responses are less than 100. N/A is shown where the base number of responses is less than 10 during the period. % is calculated as Quantity/Base number\*100

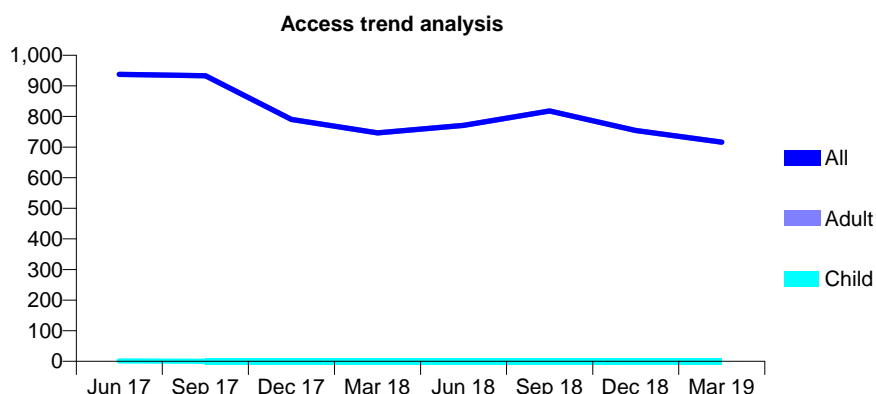
## Q46 - Vital Signs At a Glance Contract Report for 935581/0001 - Year end March 2019

Name or company name	MR MH AL-SHARKAWI
Contract type name	GDS Contract
Purpose of contract	General
Contract start date	01/04/2006
Contract end date	

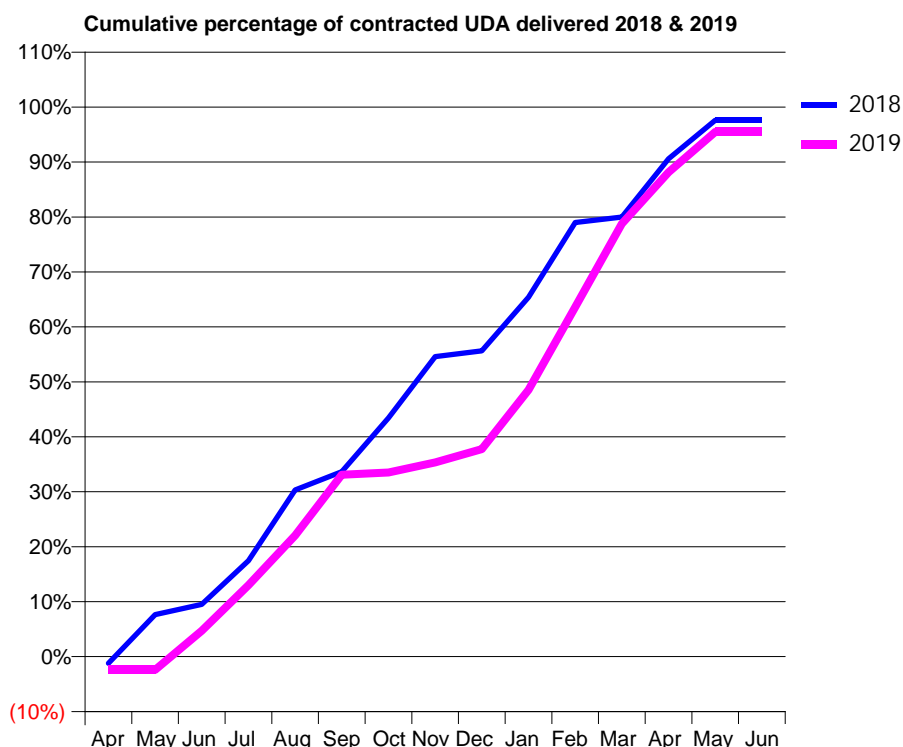
18/19 Contracted general activity (UDA)	2,987
Carry forward general activity (UDA)	72
18/19 Contracted orthodontic activity (UOA)	0
Carry forward orthodontic activity (UOA)	0
Baseline contract value	£101,044.54

### ACCESS\*

Patients seen in 24 months	Total	Change since previous quarter
Quarter ending March 2018	746	
Quarter ending June 2018	771	↑
Quarter ending September 2018	818	↑
Quarter ending December 2018	754	↓
Quarter ending March 2019	716	↓
<b>Variance since March 2018</b>	<b>(4.0%)</b>	<b>↓</b>



### ACTIVITY



Adjusted Scheduled Activity (UDA)		
Month	2018	2019
April	-37	-72
May	229	-72
June	284	141
July	522	388
August	906	659
September	1,005	988
October	1,298	1,001
November	1,630	1,056
December	1,662	1,128
January	1,953	1,450
February	2,359	1,900
March	2,389	2,353
April	2,706	2,633
May	2,915	2,852
June	2,915	2,852

### QUALITY

	Quantity	Base Number	Contract	AT	Region	England
% of FP17s for the same patient ID Re-attending within 3 months - Children	0	0	N/A	12.2%	12.3%	11.8%
% of FP17s for the same patient ID Re-attending within 3 months - Adults	16	499	3.2%	16.2%	15.9%	15.7%
% of FP17s for the same patient ID Re-attending between 3 & 9 months - Children	0	0	N/A	58.0%	60.2%	58.9%
% of FP17s for the same patient ID Re-attending between 3 & 9 months - Adults	33	499	6.6%	50.9%	53.0%	50.8%
% of FP17s for Band 1 Urgent Courses	24	526	4.6%	10.1%	9.1%	9.1%
% of FP17s Relating to Free Repair or Replacements	0	526	0.0%	0.8%	1.0%	0.8%
% of FP17s Relating to Continuations	0	526	0.0%	0.9%	1.0%	0.9%
% of Patients satisfied with the dentistry they have received	1	1	N/A	92.8%	93.2%	92.5%
% of Patients satisfied with the time they had to wait for an appointment	1	1	N/A	86.8%	88.1%	87.0%

\* This is based on patients treated on this contract for their most recent course of treatment.  
 Figures in *italics* indicate the base number of FP17s or Patient Questionnaire responses are less than 100. N/A is shown where the base number of responses is less than 10 during the period. % is calculated as Quantity/Base number\*100



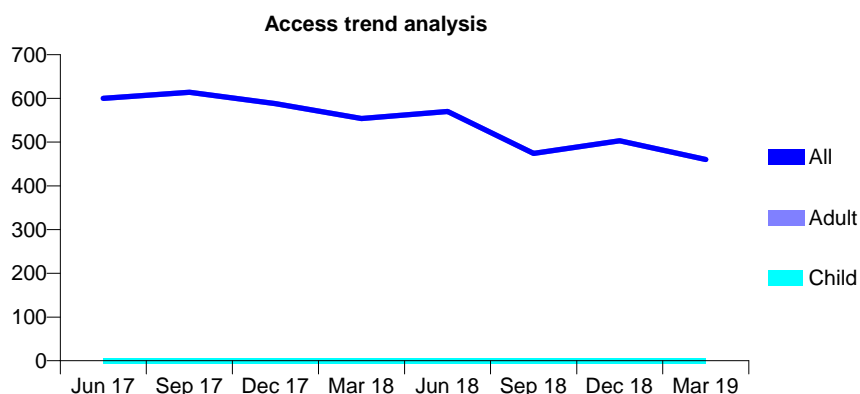
## Q46 - Vital Signs At a Glance Contract Report for 935581/0004 - Year end March 2019

Name or company name	MR MH AL-SHARKAWI
Contract type name	GDS Contract
Purpose of contract	General
Contract start date	01/05/2010
Contract end date	

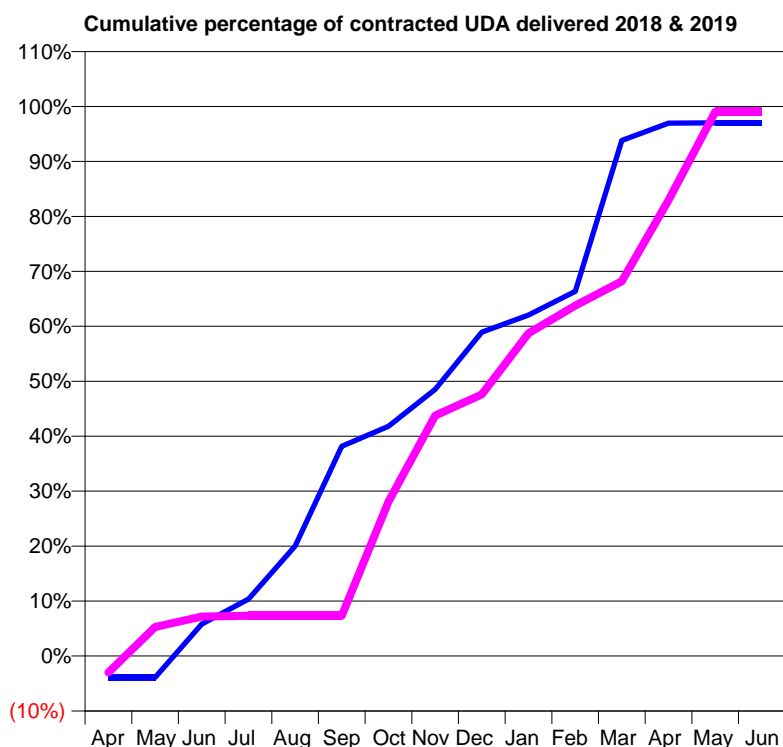
18/19 Contracted general activity (UDA)	2,000
Carry forward general activity (UDA)	60
18/19 Contracted orthodontic activity (UOA)	0
Carry forward orthodontic activity (UOA)	0
Baseline contract value	£55,341.30

### ACCESS\*

Patients seen in 24 months	Total	Change since previous quarter
Quarter ending March 2018	554	
Quarter ending June 2018	570	↑
Quarter ending September 2018	474	↓
Quarter ending December 2018	503	↑
Quarter ending March 2019	460	↓
<b>Variance since March 2018</b>	<b>(17.0%)</b>	<b>↓</b>



### ACTIVITY



Adjusted Scheduled Activity (UDA)		
Month	2018	2019
April	-78	-60
May	-78	106
June	116	143
July	207	146
August	401	146
September	763	146
October	836	562
November	971	875
December	1,179	952
January	1,241	1,175
February	1,327	1,275
March	1,876	1,364
April	1,939	1,659
May	1,940	1,981
June	1,940	1,981

### QUALITY

	Quantity	Base Number	Contract	AT	Region	England
% of FP17s for the same patient ID Re-attending within 3 months - Children	0	0	N/A	12.2%	12.3%	11.8%
% of FP17s for the same patient ID Re-attending within 3 months - Adults	11	290	3.8%	16.2%	15.9%	15.7%
% of FP17s for the same patient ID Re-attending between 3 & 9 months - Children	0	0	N/A	58.0%	60.2%	58.9%
% of FP17s for the same patient ID Re-attending between 3 & 9 months - Adults	19	290	6.6%	50.9%	53.0%	50.8%
% of FP17s for Band 1 Urgent Courses	43	364	11.8%	10.1%	9.1%	9.1%
% of FP17s Relating to Free Repair or Replacements	0	364	0.0%	0.8%	1.0%	0.8%
% of FP17s Relating to Continuations	0	364	0.0%	0.9%	1.0%	0.9%
% of Patients satisfied with the dentistry they have received	0	0	N/A	92.8%	93.2%	92.5%
% of Patients satisfied with the time they had to wait for an appointment	0	0	N/A	86.8%	88.1%	87.0%

\* This is based on patients treated on this contract for their most recent course of treatment.

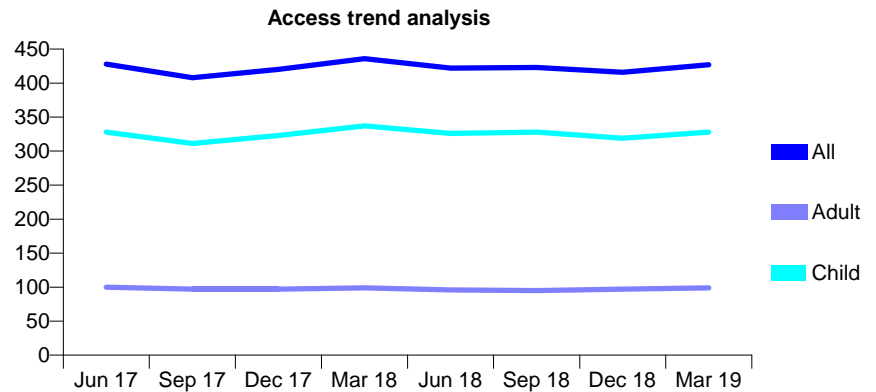
Figures in italics indicate the base number of FP17s or Patient Questionnaire responses are less than 100. N/A is shown where the base number of responses is less than 10 during the period. % is calculated as Quantity/Base number\*100

## Q46 - Vital Signs At a Glance Contract Report for 951366/0001 - Year end March 2019

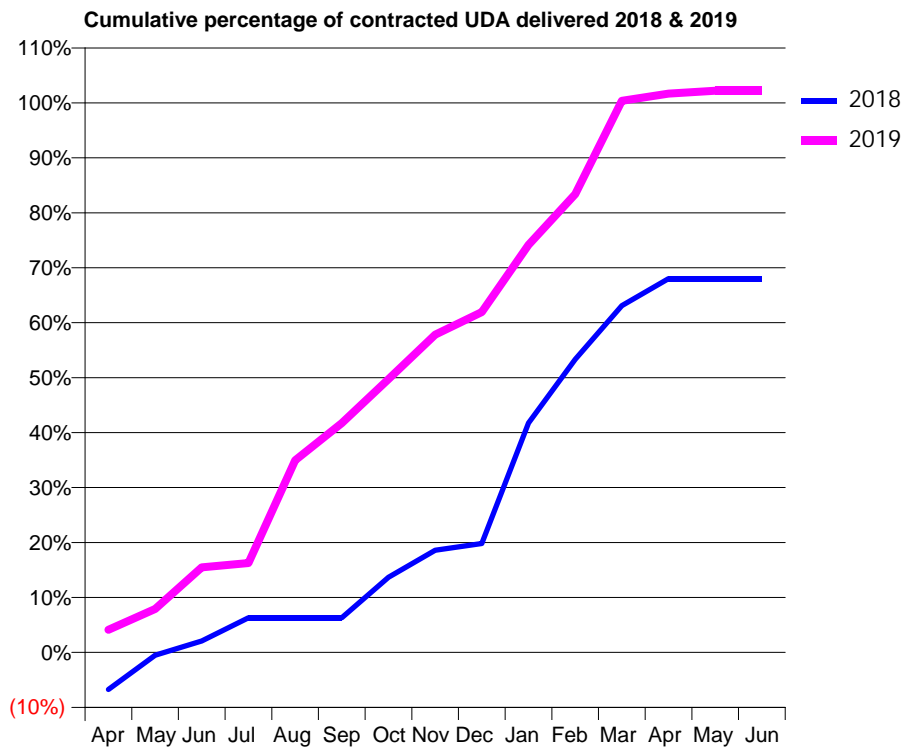
Name or company name	MR T IDREES	18/19 Contracted general activity (UDA)	1,140
Contract type name	GDS Contract	Carry forward general activity (UDA)	2
Purpose of contract	General	18/19 Contracted orthodontic activity (UOA)	0
Contract start date	01/10/2009	Carry forward orthodontic activity (UOA)	0
Contract end date		Baseline contract value	£28,919.09

### ACCESS\*

Patients seen in 24 months	Total	Change since previous quarter
Quarter ending March 2018	436	
Quarter ending June 2018	422	↓
Quarter ending September 2018	423	→
Quarter ending December 2018	416	↓
Quarter ending March 2019	427	↑
<b>Variance since March 2018</b>	<b>(2.1%)</b>	<b>↓</b>



### ACTIVITY



Adjusted Scheduled Activity (UDA)		
Month	2018	2019
April	-77	47
May	-6	90
June	24	176
July	72	185
August	72	398
September	72	476
October	156	567
November	212	659
December	226	706
January	476	846
February	608	951
March	719	1,144
April	775	1,159
May	775	1,165
June	775	1,165

### QUALITY

	Quantity	Base Number	Contract	AT	Region	England
% of FP17s for the same patient ID Re-attending within 3 months - Children	47	512	9.2%	12.2%	12.3%	11.8%
% of FP17s for the same patient ID Re-attending within 3 months - Adults	2	88	2.3%	16.2%	15.9%	15.7%
% of FP17s for the same patient ID Re-attending between 3 & 9 months - Children	337	512	65.8%	58.0%	60.2%	58.9%
% of FP17s for the same patient ID Re-attending between 3 & 9 months - Adults	57	88	64.8%	50.9%	53.0%	50.8%
% of FP17s for Band 1 Urgent Courses	11	592	1.9%	10.1%	9.1%	9.1%
% of FP17s Relating to Free Repair or Replacements	0	592	0.0%	0.8%	1.0%	0.8%
% of FP17s Relating to Continuations	0	592	0.0%	0.9%	1.0%	0.9%
% of Patients satisfied with the dentistry they have received	0	0	N/A	92.8%	93.2%	92.5%
% of Patients satisfied with the time they had to wait for an appointment	0	0	N/A	86.8%	88.1%	87.0%

\* This is based on patients treated on this contract for their most recent course of treatment. Figures in italics indicate the base number of FP17s or Patient Questionnaire responses are less than 100. N/A is shown where the base number of responses is less than 10 during the period. % is calculated as Quantity/Base number\*100

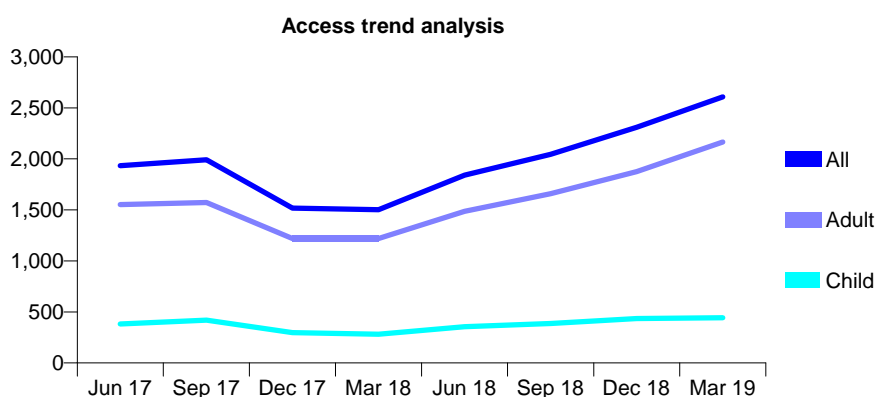
## Q46 - Vital Signs At a Glance Contract Report for 951404/0001 - Year end March 2019

Name or company name	St Ann Partnership
Contract type name	GDS Contract
Purpose of contract	General
Contract start date	01/04/2006
Contract end date	

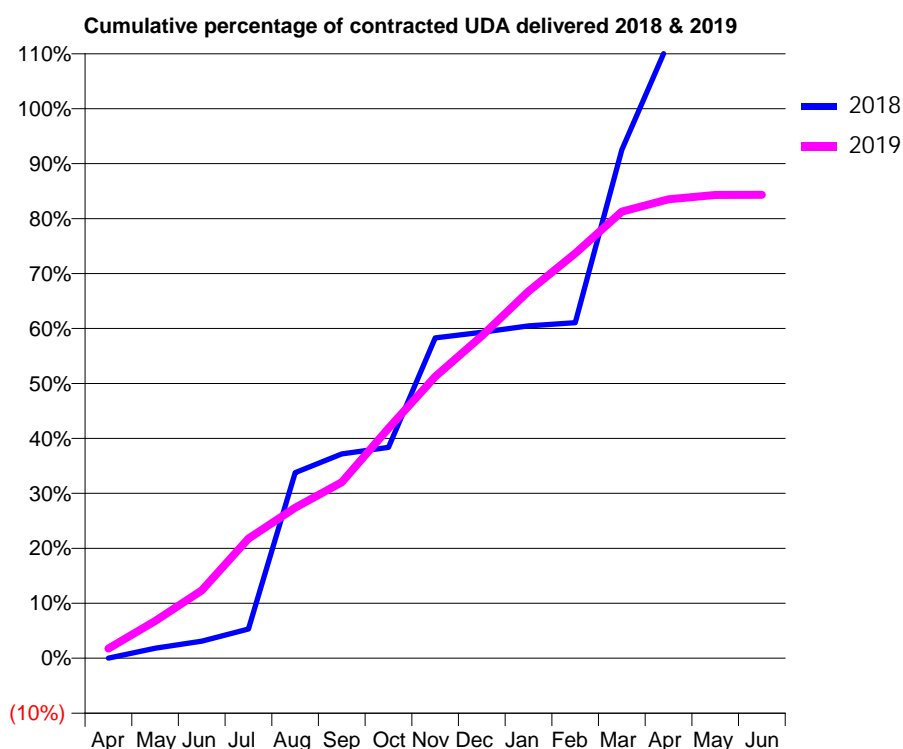
18/19 Contracted general activity (UDA)	7,792
Carry forward general activity (UDA)	-78
18/19 Contracted orthodontic activity (UOA)	0
Carry forward orthodontic activity (UOA)	0
Baseline contract value	£193,956.98

### ACCESS\*

Patients seen in 24 months	Total	Change since previous quarter
Quarter ending March 2018	1,501	
Quarter ending June 2018	1,841	↑
Quarter ending September 2018	2,045	↑
Quarter ending December 2018	2,311	↑
Quarter ending March 2019	2,609	↑
<b>Variance since March 2018</b>	<b>73.8%</b>	<b>↑</b>



### ACTIVITY



Adjusted Scheduled Activity (UDA)		
Month	2018	2019
April	0	136
May	71	529
June	121	961
July	207	1,698
August	1,315	2,134
September	1,448	2,495
October	1,495	3,259
November	2,271	3,993
December	2,310	4,570
January	2,356	5,202
February	2,378	5,739
March	3,604	6,332
April	4,366	6,508
May	4,395	6,567
June	4,395	6,570

### QUALITY

	Quantity	Base Number	Contract	AT	Region	England
% of FP17s for the same patient ID Re-attending within 3 months - Children	41	630	6.5%	12.2%	12.3%	11.8%
% of FP17s for the same patient ID Re-attending within 3 months - Adults	312	3,023	10.3%	16.2%	15.9%	15.7%
% of FP17s for the same patient ID Re-attending between 3 & 9 months - Children	225	630	35.7%	58.0%	60.2%	58.9%
% of FP17s for the same patient ID Re-attending between 3 & 9 months - Adults	865	3,023	28.6%	50.9%	53.0%	50.8%
% of FP17s for Band 1 Urgent Courses	433	3,385	12.8%	10.1%	9.1%	9.1%
% of FP17s Relating to Free Repair or Replacements	18	3,385	0.5%	0.8%	1.0%	0.8%
% of FP17s Relating to Continuations	0	3,385	0.0%	0.9%	1.0%	0.9%
% of Patients satisfied with the dentistry they have received	3	3	N/A	92.8%	93.2%	92.5%
% of Patients satisfied with the time they had to wait for an appointment	2	3	N/A	86.8%	88.1%	87.0%

\* This is based on patients treated on this contract for their most recent course of treatment.

Figures in italics indicate the base number of FP17s or Patient Questionnaire responses are less than 100. N/A is shown where the base number of responses is less than 10 during the period. % is calculated as Quantity/Base number\*100

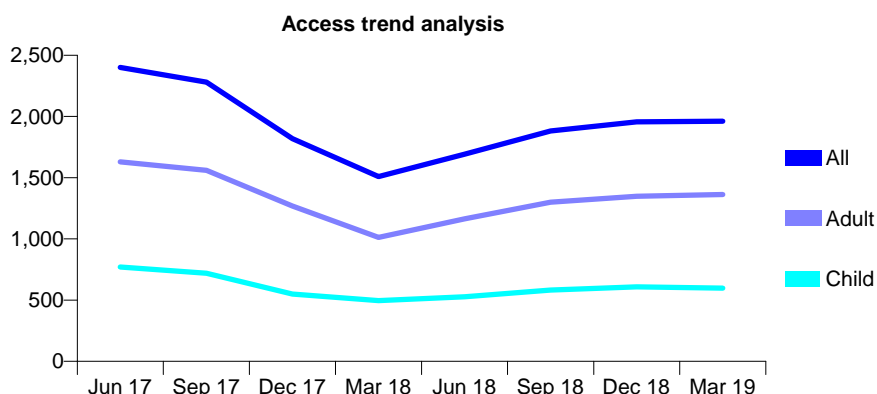
## Q46 - Vital Signs At a Glance Contract Report for 959588/0001 - Year end March 2019

Name or company name	MR A KHAN
Contract type name	GDS Contract
Purpose of contract	General
Contract start date	01/04/2006
Contract end date	

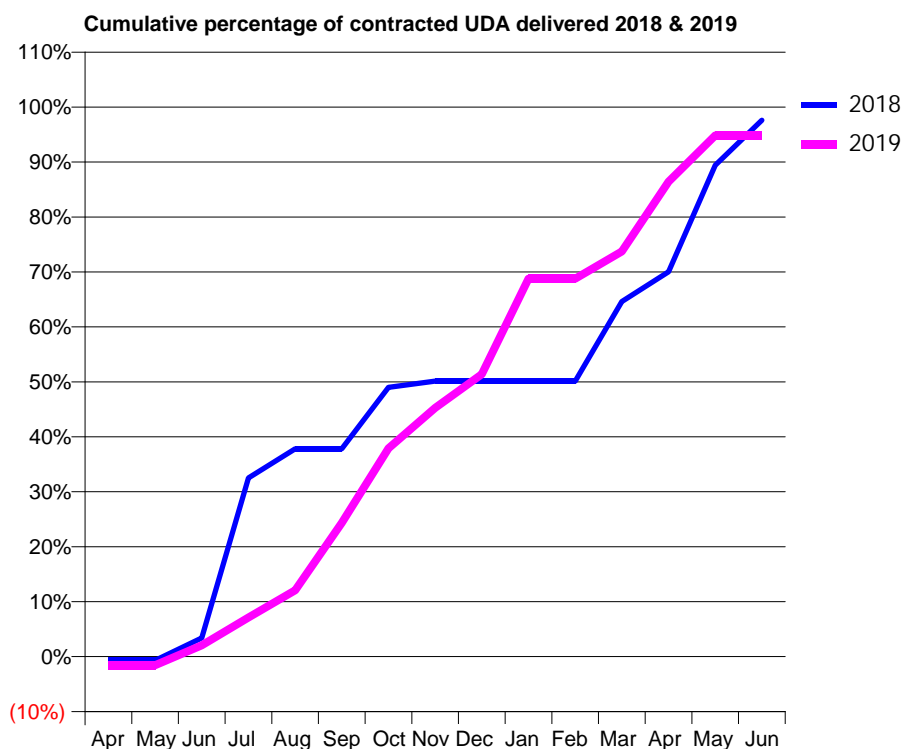
18/19 Contracted general activity (UDA)	7,081
Carry forward general activity (UDA)	113
18/19 Contracted orthodontic activity (UOA)	0
Carry forward orthodontic activity (UOA)	0
Baseline contract value	£214,869.38

### ACCESS\*

Patients seen in 24 months	Total	Change since previous quarter
Quarter ending March 2018	1,509	
Quarter ending June 2018	1,692	↑
Quarter ending September 2018	1,882	↑
Quarter ending December 2018	1,956	↑
Quarter ending March 2019	1,961	→
<b>Variance since March 2018</b>	<b>30.0%</b>	<b>↑</b>



### ACTIVITY



Adjusted Scheduled Activity (UDA)		
Month	2018	2019
April	-34	-113
May	-34	-113
June	161	145
July	1,536	505
August	1,786	855
September	1,786	1,723
October	2,314	2,685
November	2,366	3,205
December	2,366	3,639
January	2,366	4,871
February	2,366	4,871
March	3,051	5,219
April	3,305	6,120
May	4,221	6,714
June	4,608	6,714

### QUALITY

	Quantity	Base Number	Contract	AT	Region	England
% of FP17s for the same patient ID Re-attending within 3 months - Children	104	803	13.0%	12.2%	12.3%	11.8%
% of FP17s for the same patient ID Re-attending within 3 months - Adults	262	1,823	14.4%	16.2%	15.9%	15.7%
% of FP17s for the same patient ID Re-attending between 3 & 9 months - Children	273	803	34.0%	58.0%	60.2%	58.9%
% of FP17s for the same patient ID Re-attending between 3 & 9 months - Adults	460	1,823	25.2%	50.9%	53.0%	50.8%
% of FP17s for Band 1 Urgent Courses	123	2,819	4.4%	10.1%	9.1%	9.1%
% of FP17s Relating to Free Repair or Replacements	50	2,819	1.8%	0.8%	1.0%	0.8%
% of FP17s Relating to Continuations	22	2,819	0.8%	0.9%	1.0%	0.9%
% of Patients satisfied with the dentistry they have received	1	1	N/A	92.8%	93.2%	92.5%
% of Patients satisfied with the time they had to wait for an appointment	1	1	N/A	86.8%	88.1%	87.0%

\* This is based on patients treated on this contract for their most recent course of treatment.  
 Figures in *italics* indicate the base number of FP17s or Patient Questionnaire responses are less than 100. N/A is shown where the base number of responses is less than 10 during the period. % is calculated as Quantity/Base number\*100

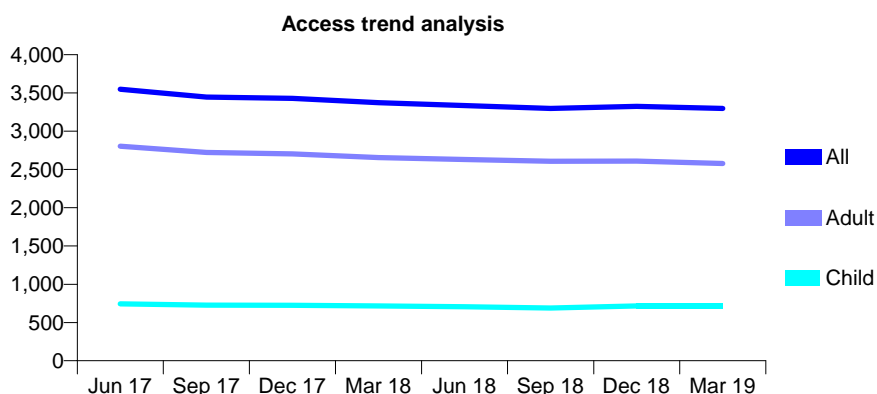
## Q46 - Vital Signs At a Glance Contract Report for 959782/0003 - Year end March 2019

Name or company name	MR J MUSA
Contract type name	GDS Contract
Purpose of contract	General
Contract start date	01/09/2013
Contract end date	

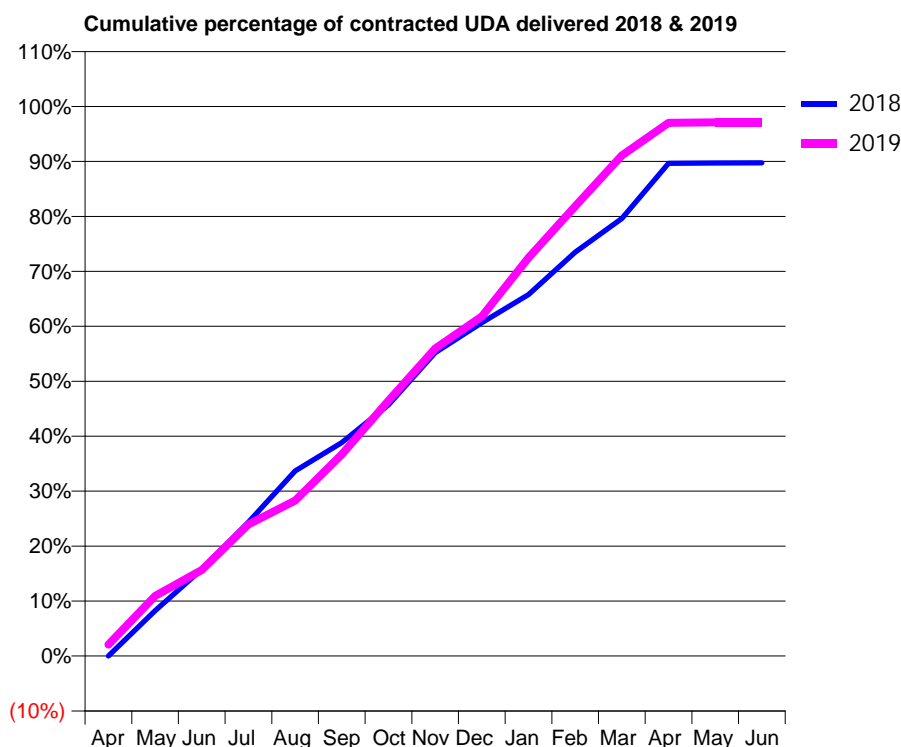
18/19 Contracted general activity (UDA)	13,500
Carry forward general activity (UDA)	0
18/19 Contracted orthodontic activity (UOA)	0
Carry forward orthodontic activity (UOA)	0
Baseline contract value	£370,056.33

### ACCESS\*

Patients seen in 24 months	Total	Change since previous quarter
Quarter ending March 2018	3,374	
Quarter ending June 2018	3,335	↓
Quarter ending September 2018	3,297	↓
Quarter ending December 2018	3,325	→
Quarter ending March 2019	3,297	→
<b>Variance since March 2018</b>	<b>(2.3%)</b>	<b>↓</b>



### ACTIVITY



Adjusted Scheduled Activity (UDA)		
Month	2018	2019
April	0	281
May	1,193	1,475
June	2,279	2,115
July	3,514	3,235
August	4,859	3,821
September	5,603	4,950
October	6,598	6,273
November	7,966	7,552
December	8,755	8,340
January	9,491	9,783
February	10,605	11,049
March	11,489	12,298
April	12,938	13,097
May	12,945	13,109
June	12,948	13,109

### QUALITY

	Quantity	Base Number	Contract	AT	Region	England
% of FP17s for the same patient ID Re-attending within 3 months - Children	95	1,146	8.3%	12.2%	12.3%	11.8%
% of FP17s for the same patient ID Re-attending within 3 months - Adults	894	4,404	20.3%	16.2%	15.9%	15.7%
% of FP17s for the same patient ID Re-attending between 3 & 9 months - Children	671	1,146	58.6%	58.0%	60.2%	58.9%
% of FP17s for the same patient ID Re-attending between 3 & 9 months - Adults	2,542	4,404	57.7%	50.9%	53.0%	50.8%
% of FP17s for Band 1 Urgent Courses	336	5,244	6.4%	10.1%	9.1%	9.1%
% of FP17s Relating to Free Repair or Replacements	226	5,244	4.3%	0.8%	1.0%	0.8%
% of FP17s Relating to Continuations	77	5,244	1.5%	0.9%	1.0%	0.9%
% of Patients satisfied with the dentistry they have received	3	3	N/A	92.8%	93.2%	92.5%
% of Patients satisfied with the time they had to wait for an appointment	2	3	N/A	86.8%	88.1%	87.0%

\* This is based on patients treated on this contract for their most recent course of treatment.

Figures in italics indicate the base number of FP17s or Patient Questionnaire responses are less than 100. N/A is shown where the base number of responses is less than 10 during the period. % is calculated as Quantity/Base number\*100

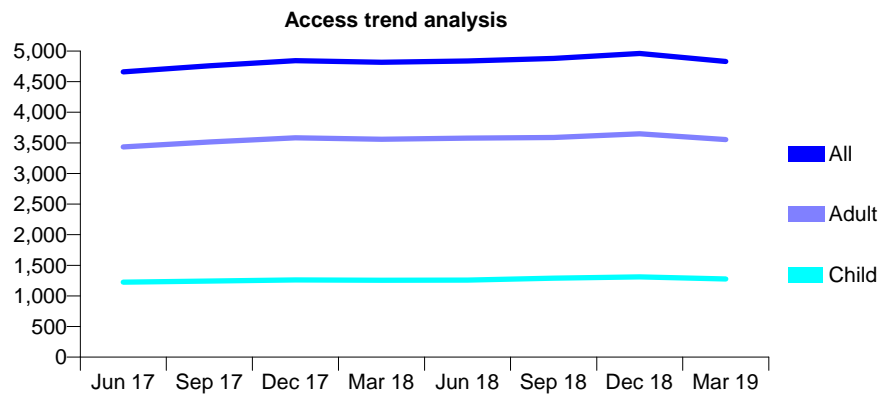
## Q46 - Vital Signs At a Glance Contract Report for 959782/0004 - Year end March 2019

Name or company name	MR J MUSA
Contract type name	GDS Contract
Purpose of contract	General
Contract start date	01/09/2013
Contract end date	

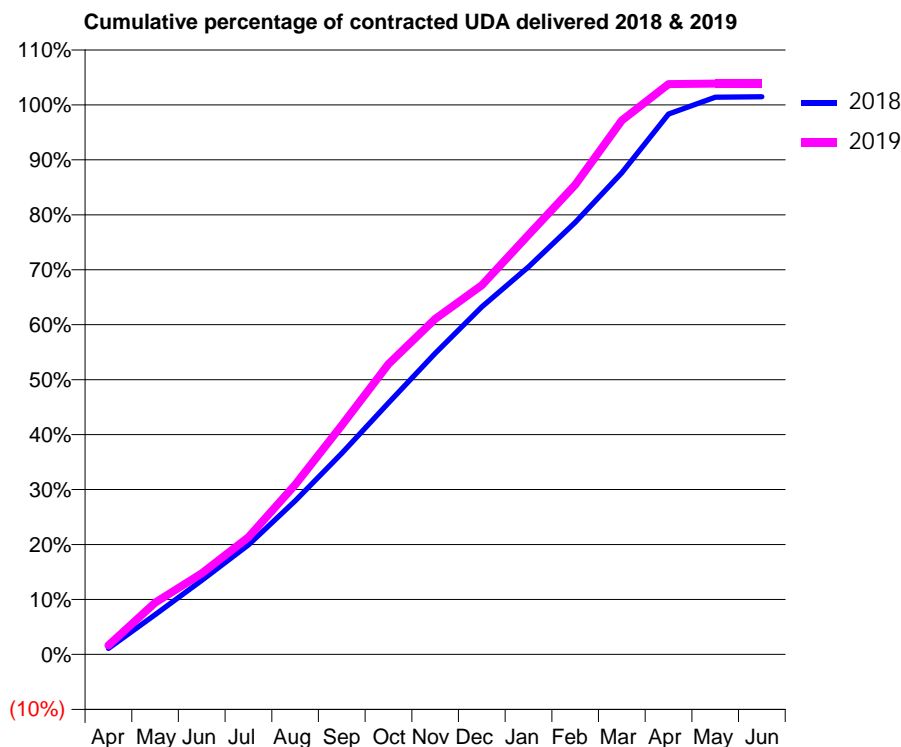
18/19 Contracted general activity (UDA)	12,000
Carry forward general activity (UDA)	-197
18/19 Contracted orthodontic activity (UOA)	0
Carry forward orthodontic activity (UOA)	0
Baseline contract value	£299,656.56

### ACCESS\*

Patients seen in 24 months	Total	Change since previous quarter
Quarter ending March 2018	4,815	
Quarter ending June 2018	4,837	→
Quarter ending September 2018	4,880	→
Quarter ending December 2018	4,960	→
Quarter ending March 2019	4,832	↓
<b>Variance since March 2018</b>	<b>0.4%</b>	<b>→</b>



### ACTIVITY



Adjusted Scheduled Activity (UDA)		
Month	2018	2019
April	148	200
May	977	1,132
June	1,818	1,768
July	2,690	2,560
August	3,772	3,704
September	4,942	5,000
October	6,178	6,342
November	7,399	7,327
December	8,538	8,059
January	9,520	9,161
February	10,611	10,255
March	11,831	11,662
April	13,275	12,455
May	13,685	12,466
June	13,697	12,466

### QUALITY

	Quantity	Base Number	Contract	AT	Region	England
% of FP17s for the same patient ID Re-attending within 3 months - Children	106	1,897	5.6%	12.2%	12.3%	11.8%
% of FP17s for the same patient ID Re-attending within 3 months - Adults	499	5,055	9.9%	16.2%	15.9%	15.7%
% of FP17s for the same patient ID Re-attending between 3 & 9 months - Children	1,151	1,897	60.7%	58.0%	60.2%	58.9%
% of FP17s for the same patient ID Re-attending between 3 & 9 months - Adults	3,164	5,055	62.6%	50.9%	53.0%	50.8%
% of FP17s for Band 1 Urgent Courses	379	6,456	5.9%	10.1%	9.1%	9.1%
% of FP17s Relating to Free Repair or Replacements	50	6,456	0.8%	0.8%	1.0%	0.8%
% of FP17s Relating to Continuations	20	6,456	0.3%	0.9%	1.0%	0.9%
% of Patients satisfied with the dentistry they have received	1	1	N/A	92.8%	93.2%	92.5%
% of Patients satisfied with the time they had to wait for an appointment	1	1	N/A	86.8%	88.1%	87.0%

\* This is based on patients treated on this contract for their most recent course of treatment. Figures in italics indicate the base number of FP17s or Patient Questionnaire responses are less than 100. N/A is shown where the base number of responses is less than 10 during the period. % is calculated as Quantity/Base number\*100

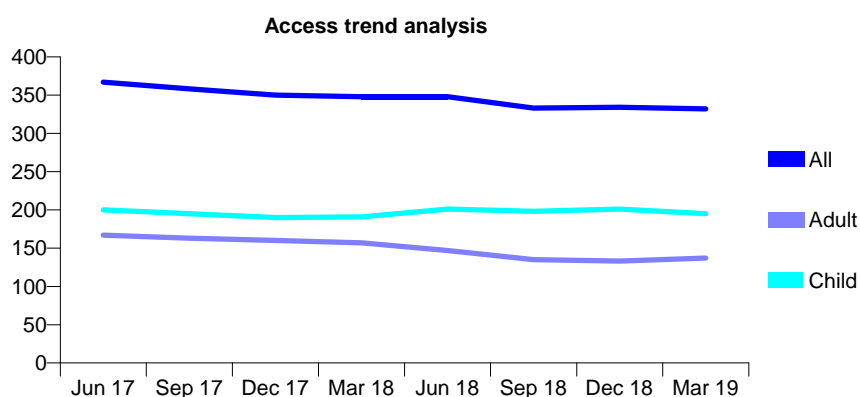
## Q46 - Vital Signs At a Glance Contract Report for 960888/0001 - Year end March 2019

Name or company name	MR SW ANDERTON
Contract type name	GDS Contract
Purpose of contract	General
Contract start date	01/12/2007
Contract end date	

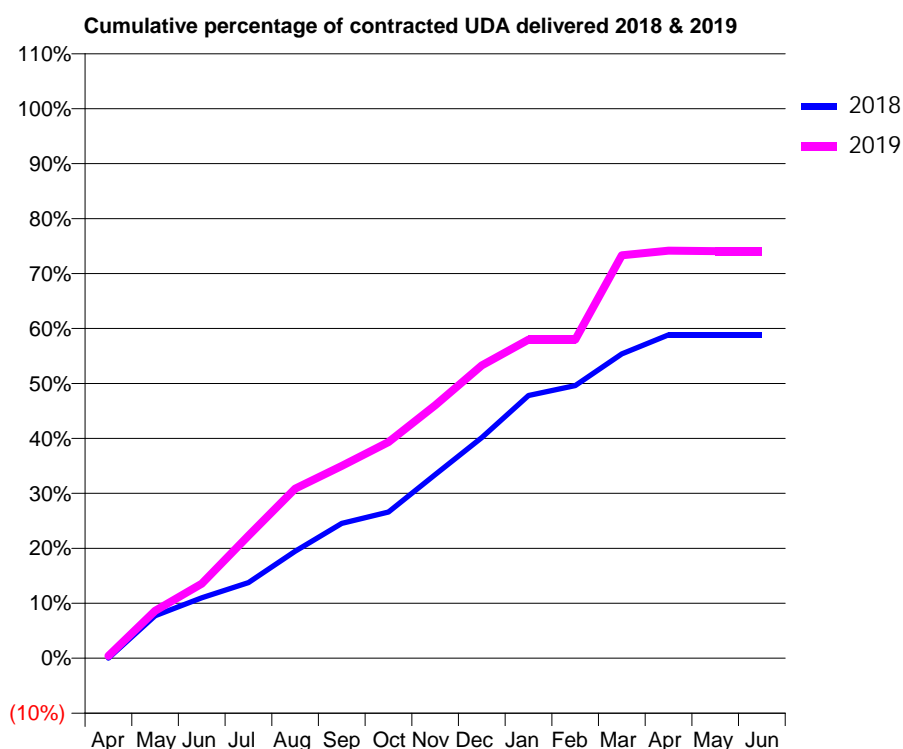
18/19 Contracted general activity (UDA)	1,200
Carry forward general activity (UDA)	0
18/19 Contracted orthodontic activity (UOA)	0
Carry forward orthodontic activity (UOA)	0
Baseline contract value	£25,672.17

### ACCESS\*

Patients seen in 24 months	Total	Change since previous quarter
Quarter ending March 2018	348	
Quarter ending June 2018	348	→
Quarter ending September 2018	333	↓
Quarter ending December 2018	334	→
Quarter ending March 2019	332	→
<b>Variance since March 2018</b>	<b>(4.6%)</b>	<b>↓</b>



### ACTIVITY



Adjusted Scheduled Activity (UDA)		
Month	2018	2019
April	0	5
May	131	103
June	187	163
July	234	267
August	331	370
September	417	420
October	452	472
November	568	552
December	682	639
January	812	695
February	843	695
March	941	880
April	1,000	890
May	1,000	889
June	1,000	889

### QUALITY

	Quantity	Base Number	Contract	AT	Region	England
% of FP17s for the same patient ID Re-attending within 3 months - Children	16	366	4.4%	12.2%	12.3%	11.8%
% of FP17s for the same patient ID Re-attending within 3 months - Adults	18	155	11.6%	16.2%	15.9%	15.7%
% of FP17s for the same patient ID Re-attending between 3 & 9 months - Children	271	366	74.0%	58.0%	60.2%	58.9%
% of FP17s for the same patient ID Re-attending between 3 & 9 months - Adults	113	155	72.9%	50.9%	53.0%	50.8%
% of FP17s for Band 1 Urgent Courses	15	504	3.0%	10.1%	9.1%	9.1%
% of FP17s Relating to Free Repair or Replacements	0	504	0.0%	0.8%	1.0%	0.8%
% of FP17s Relating to Continuations	0	504	0.0%	0.9%	1.0%	0.9%
% of Patients satisfied with the dentistry they have received	0	0	N/A	92.8%	93.2%	92.5%
% of Patients satisfied with the time they had to wait for an appointment	0	0	N/A	86.8%	88.1%	87.0%

\* This is based on patients treated on this contract for their most recent course of treatment. Figures in italics indicate the base number of FP17s or Patient Questionnaire responses are less than 100. N/A is shown where the base number of responses is less than 10 during the period. % is calculated as Quantity/Base number\*100



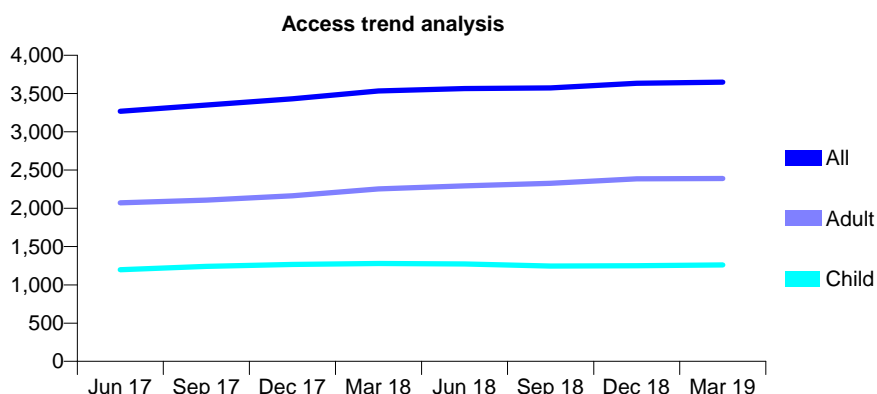
## Q46 - Vital Signs At a Glance Contract Report for 962872/0001 - Year end March 2019

Name or company name	MR SC LI
Contract type name	GDS Contract
Purpose of contract	General
Contract start date	01/10/2011
Contract end date	

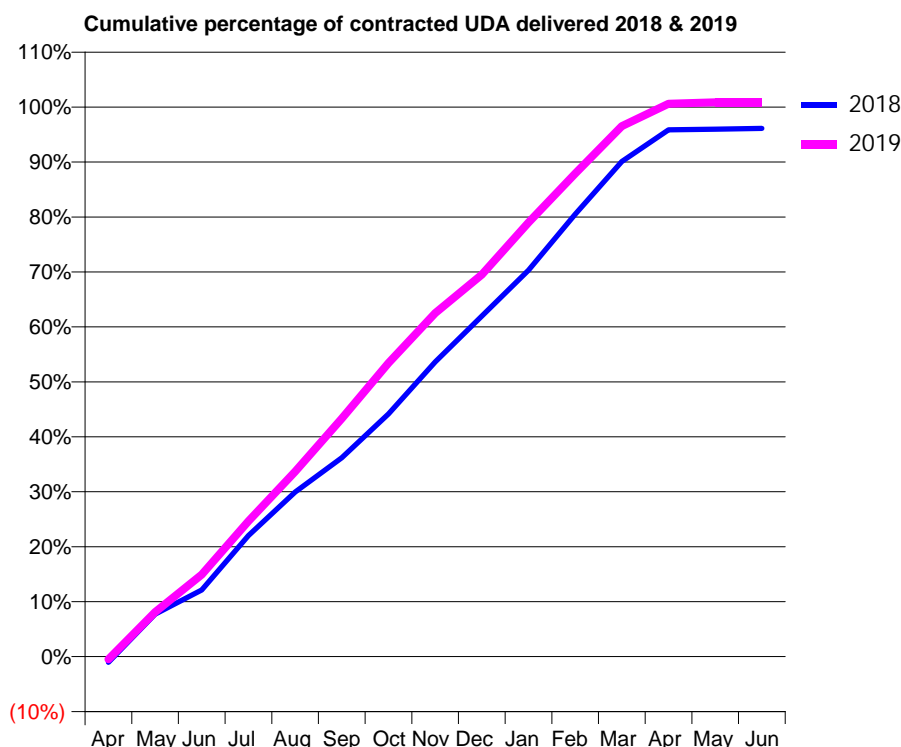
18/19 Contracted general activity (UDA)	10,303
Carry forward general activity (UDA)	401
18/19 Contracted orthodontic activity (UOA)	0
Carry forward orthodontic activity (UOA)	0
Baseline contract value	£375,885.57

### ACCESS\*

Patients seen in 24 months	Total	Change since previous quarter
Quarter ending March 2018	3,534	
Quarter ending June 2018	3,565	→
Quarter ending September 2018	3,573	→
Quarter ending December 2018	3,635	→
Quarter ending March 2019	3,649	→
<b>Variance since March 2018</b>	<b>3.3%</b>	<b>↑</b>



### ACTIVITY



Adjusted Scheduled Activity (UDA)		
Month	2018	2019
April	-109	-50
May	797	837
June	1,251	1,540
July	2,272	2,540
August	3,086	3,468
September	3,729	4,463
October	4,552	5,504
November	5,525	6,442
December	6,384	7,162
January	7,245	8,139
February	8,294	9,056
March	9,283	9,944
April	9,877	10,364
May	9,888	10,393
June	9,902	10,391

### QUALITY

	Quantity	Base Number	Contract	AT	Region	England
% of FP17s for the same patient ID Re-attending within 3 months - Children	177	2,115	8.4%	12.2%	12.3%	11.8%
% of FP17s for the same patient ID Re-attending within 3 months - Adults	487	3,819	12.8%	16.2%	15.9%	15.7%
% of FP17s for the same patient ID Re-attending between 3 & 9 months - Children	1,311	2,115	62.0%	58.0%	60.2%	58.9%
% of FP17s for the same patient ID Re-attending between 3 & 9 months - Adults	2,194	3,819	57.4%	50.9%	53.0%	50.8%
% of FP17s for Band 1 Urgent Courses	423	5,913	7.2%	10.1%	9.1%	9.1%
% of FP17s Relating to Free Repair or Replacements	25	5,913	0.4%	0.8%	1.0%	0.8%
% of FP17s Relating to Continuations	23	5,913	0.4%	0.9%	1.0%	0.9%
% of Patients satisfied with the dentistry they have received	0	0	N/A	92.8%	93.2%	92.5%
% of Patients satisfied with the time they had to wait for an appointment	0	0	N/A	86.8%	88.1%	87.0%

\* This is based on patients treated on this contract for their most recent course of treatment.  
 Figures in *italics* indicate the base number of FP17s or Patient Questionnaire responses are less than 100. N/A is shown where the base number of responses is less than 10 during the period. % is calculated as Quantity/Base number\*100

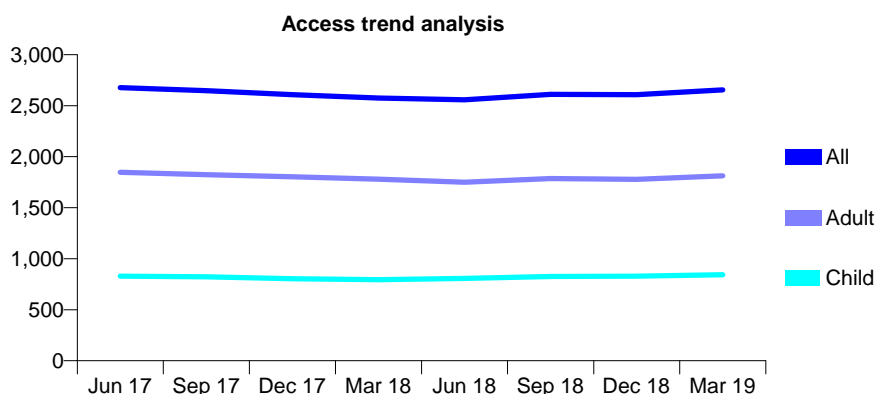
## Q46 - Vital Signs At a Glance Contract Report for 967378/0001 - Year end March 2019

Name or company name	MRS A VITKUNIENE
Contract type name	GDS Contract
Purpose of contract	General
Contract start date	01/04/2006
Contract end date	

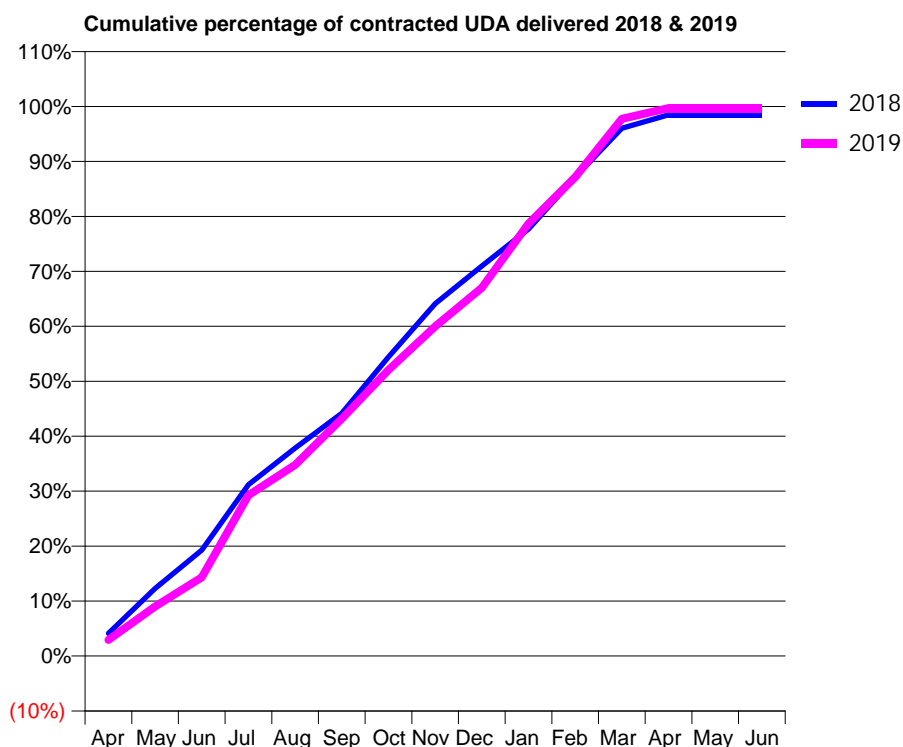
18/19 Contracted general activity (UDA)	8,185
Carry forward general activity (UDA)	123
18/19 Contracted orthodontic activity (UOA)	0
Carry forward orthodontic activity (UOA)	0
Baseline contract value	£224,705.99

### ACCESS\*

Patients seen in 24 months	Total	Change since previous quarter
Quarter ending March 2018	2,574	
Quarter ending June 2018	2,557	→
Quarter ending September 2018	2,611	↑
Quarter ending December 2018	2,609	→
Quarter ending March 2019	2,655	→
<b>Variance since March 2018</b>	<b>3.1%</b>	<b>↑</b>



### ACTIVITY



Adjusted Scheduled Activity (UDA)		
Month	2018	2019
April	338	239
May	1,008	739
June	1,576	1,171
July	2,551	2,394
August	3,097	2,846
September	3,613	3,535
October	4,454	4,261
November	5,249	4,909
December	5,808	5,483
January	6,360	6,441
February	7,134	7,134
March	7,860	8,000
April	8,062	8,161
May	8,062	8,161
June	8,062	8,161

### QUALITY

	Quantity	Base Number	Contract	AT	Region	England
% of FP17s for the same patient ID Re-attending within 3 months - Children	161	959	16.8%	12.2%	12.3%	11.8%
% of FP17s for the same patient ID Re-attending within 3 months - Adults	458	1,976	23.2%	16.2%	15.9%	15.7%
% of FP17s for the same patient ID Re-attending between 3 & 9 months - Children	255	959	26.6%	58.0%	60.2%	58.9%
% of FP17s for the same patient ID Re-attending between 3 & 9 months - Adults	457	1,976	23.1%	50.9%	53.0%	50.8%
% of FP17s for Band 1 Urgent Courses	793	2,920	27.2%	10.1%	9.1%	9.1%
% of FP17s Relating to Free Repair or Replacements	21	2,920	0.7%	0.8%	1.0%	0.8%
% of FP17s Relating to Continuations	10	2,920	0.3%	0.9%	1.0%	0.9%
% of Patients satisfied with the dentistry they have received	0	0	N/A	92.8%	93.2%	92.5%
% of Patients satisfied with the time they had to wait for an appointment	0	0	N/A	86.8%	88.1%	87.0%

\* This is based on patients treated on this contract for their most recent course of treatment.

Figures in italics indicate the base number of FP17s or Patient Questionnaire responses are less than 100. N/A is shown where the base number of responses is less than 10 during the period. % is calculated as Quantity/Base number\*100

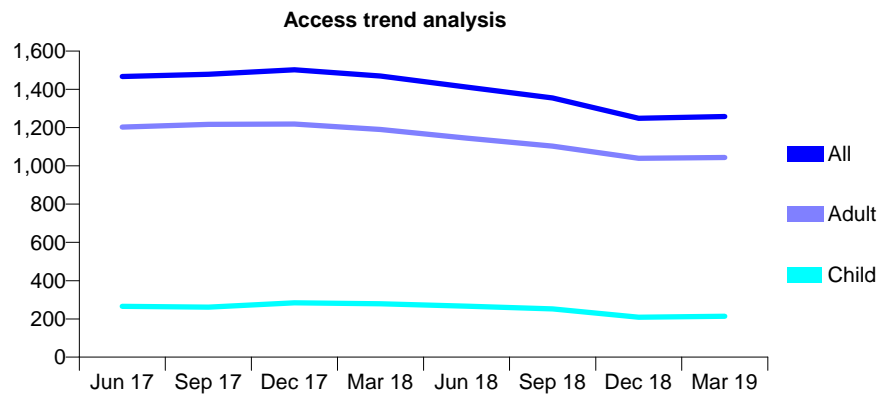
## Q46 - Vital Signs At a Glance Contract Report for 982830/0001 - Year end March 2019

Name or company name	MR GT BENNETT
Contract type name	GDS Contract
Purpose of contract	General
Contract start date	01/04/2006
Contract end date	

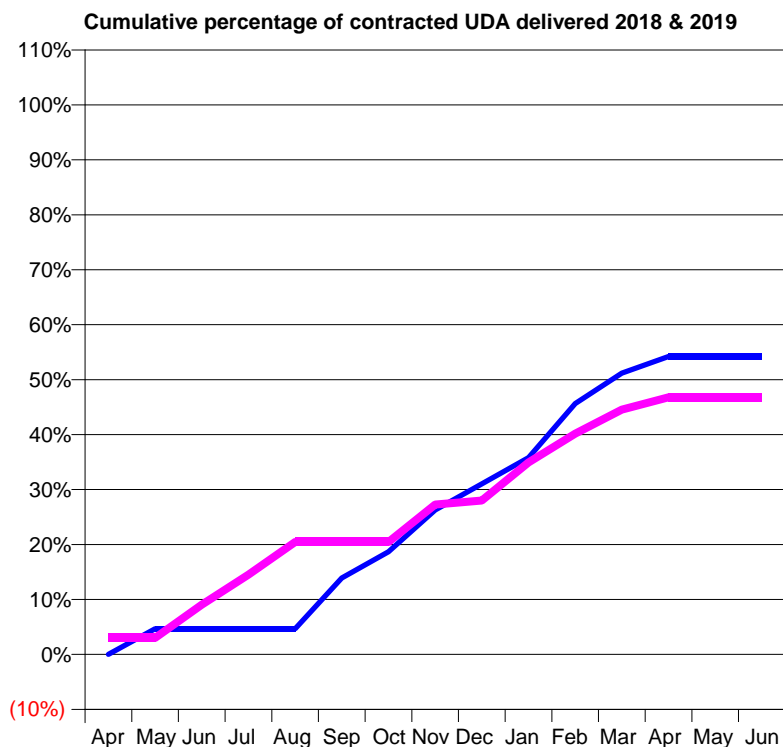
18/19 Contracted general activity (UDA)	6,562
Carry forward general activity (UDA)	0
18/19 Contracted orthodontic activity (UOA)	0
Carry forward orthodontic activity (UOA)	0
Baseline contract value	£166,826.37

### ACCESS\*

Patients seen in 24 months	Total	Change since previous quarter
Quarter ending March 2018	1,469	
Quarter ending June 2018	1,412	↓
Quarter ending September 2018	1,355	↓
Quarter ending December 2018	1,249	↓
Quarter ending March 2019	1,258	→
<b>Variance since March 2018</b>	<b>(14.4%)</b>	<b>↓</b>



### ACTIVITY



Adjusted Scheduled Activity (UDA)		
Month	2018	2019
April	0	199
May	306	199
June	306	594
July	306	952
August	306	1,343
September	913	1,343
October	1,225	1,343
November	1,726	1,790
December	2,036	1,839
January	2,349	2,292
February	2,996	2,636
March	3,360	2,923
April	3,558	3,069
May	3,558	3,069
June	3,558	3,070

### QUALITY

	Quantity	Base Number	Contract	AT	Region	England
% of FP17s for the same patient ID Re-attending within 3 months - Children	7	176	4.0%	12.2%	12.3%	11.8%
% of FP17s for the same patient ID Re-attending within 3 months - Adults	99	891	11.1%	16.2%	15.9%	15.7%
% of FP17s for the same patient ID Re-attending between 3 & 9 months - Children	38	176	21.6%	58.0%	60.2%	58.9%
% of FP17s for the same patient ID Re-attending between 3 & 9 months - Adults	222	891	24.9%	50.9%	53.0%	50.8%
% of FP17s for Band 1 Urgent Courses	124	1,059	11.7%	10.1%	9.1%	9.1%
% of FP17s Relating to Free Repair or Replacements	20	1,059	1.9%	0.8%	1.0%	0.8%
% of FP17s Relating to Continuations	28	1,059	2.6%	0.9%	1.0%	0.9%
% of Patients satisfied with the dentistry they have received	1	2	N/A	92.8%	93.2%	92.5%
% of Patients satisfied with the time they had to wait for an appointment	1	2	N/A	86.8%	88.1%	87.0%

\* This is based on patients treated on this contract for their most recent course of treatment. Figures in italics indicate the base number of FP17s or Patient Questionnaire responses are less than 100. N/A is shown where the base number of responses is less than 10 during the period. % is calculated as Quantity/Base number\*100

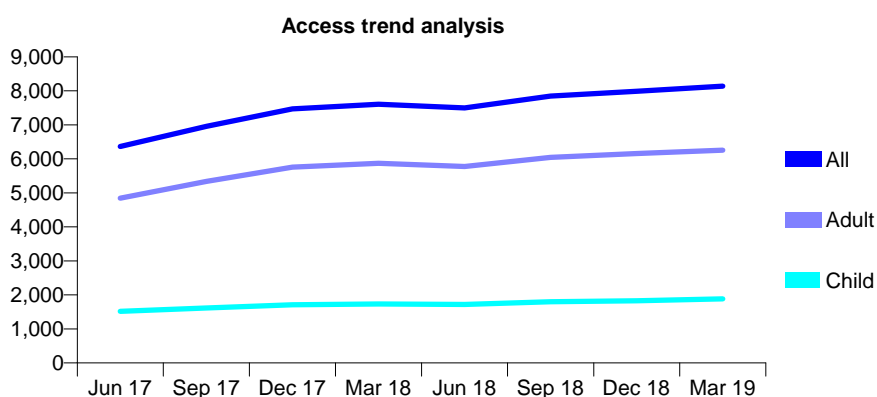
## Q46 - Vital Signs At a Glance Contract Report for 990744/0002 - Year end March 2019

Name or company name	Griffin Dental Partnership Ltd
Contract type name	GDS Contract
Purpose of contract	General
Contract start date	01/01/2016
Contract end date	

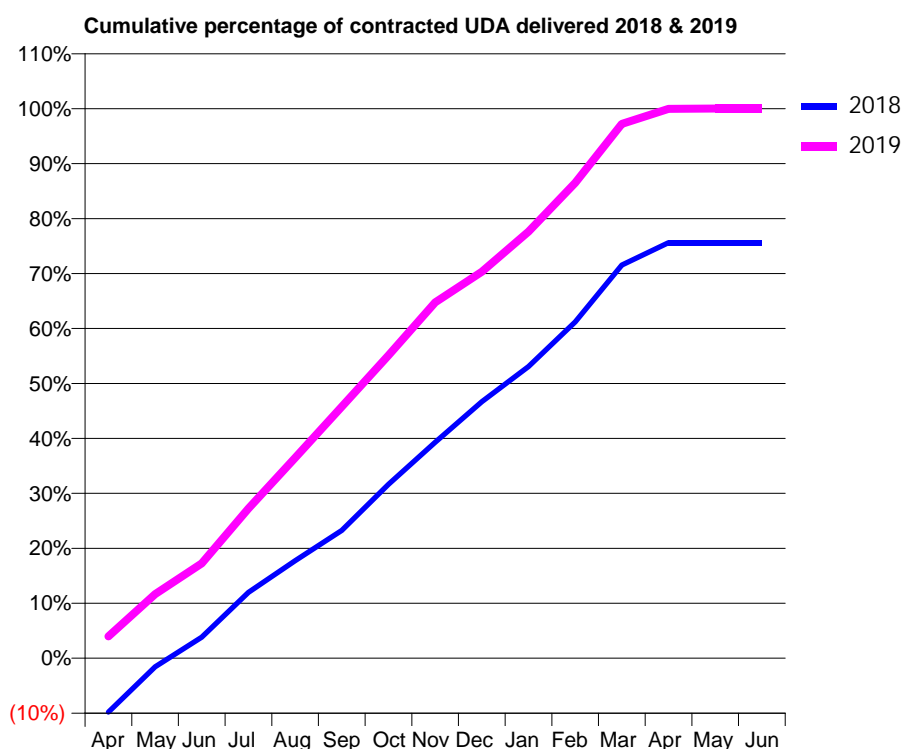
18/19 Contracted general activity (UDA)	23,529
Carry forward general activity (UDA)	0
18/19 Contracted orthodontic activity (UOA)	0
Carry forward orthodontic activity (UOA)	0
Baseline contract value	£814,121.31

### ACCESS\*

Patients seen in 24 months	Total	Change since previous quarter
Quarter ending March 2018	7,604	
Quarter ending June 2018	7,501	↓
Quarter ending September 2018	7,848	↑
Quarter ending December 2018	7,988	→
Quarter ending March 2019	8,141	→
<b>Variance since March 2018</b>	<b>7.1%</b>	<b>↑</b>



### ACTIVITY



Adjusted Scheduled Activity (UDA)		
Month	2018	2019
April	-2,310	931
May	-368	2,742
June	897	4,063
July	2,821	6,407
August	4,176	8,583
September	5,472	10,771
October	7,440	12,968
November	9,246	15,237
December	10,983	16,547
January	12,488	18,260
February	14,398	20,354
March	16,837	22,876
April	17,793	23,521
May	17,796	23,533
June	17,796	23,533

### QUALITY

	Quantity	Base Number	Contract	AT	Region	England
% of FP17s for the same patient ID Re-attending within 3 months - Children	312	2,157	14.5%	12.2%	12.3%	11.8%
% of FP17s for the same patient ID Re-attending within 3 months - Adults	1,516	6,926	21.9%	16.2%	15.9%	15.7%
% of FP17s for the same patient ID Re-attending between 3 & 9 months - Children	496	2,157	23.0%	58.0%	60.2%	58.9%
% of FP17s for the same patient ID Re-attending between 3 & 9 months - Adults	1,676	6,926	24.2%	50.9%	53.0%	50.8%
% of FP17s for Band 1 Urgent Courses	2,833	9,014	31.4%	10.1%	9.1%	9.1%
% of FP17s Relating to Free Repair or Replacements	61	9,014	0.7%	0.8%	1.0%	0.8%
% of FP17s Relating to Continuations	32	9,014	0.4%	0.9%	1.0%	0.9%
% of Patients satisfied with the dentistry they have received	1	1	N/A	92.8%	93.2%	92.5%
% of Patients satisfied with the time they had to wait for an appointment	1	1	N/A	86.8%	88.1%	87.0%

\* This is based on patients treated on this contract for their most recent course of treatment.

Figures in italics indicate the base number of FP17s or Patient Questionnaire responses are less than 100. N/A is shown where the base number of responses is less than 10 during the period. % is calculated as Quantity/Base number\*100

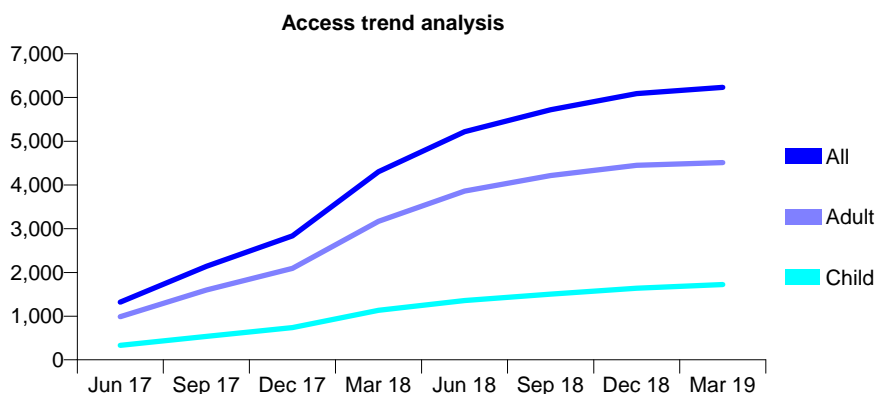
## Q47 - Vital Signs At a Glance Contract Report for 100206/0000 - Year end March 2019

Name or company name	Genix Healthcare Ltd
Contract type name	PDS Contract
Purpose of contract	General
Contract start date	10/10/2016
Contract end date	31/07/2026

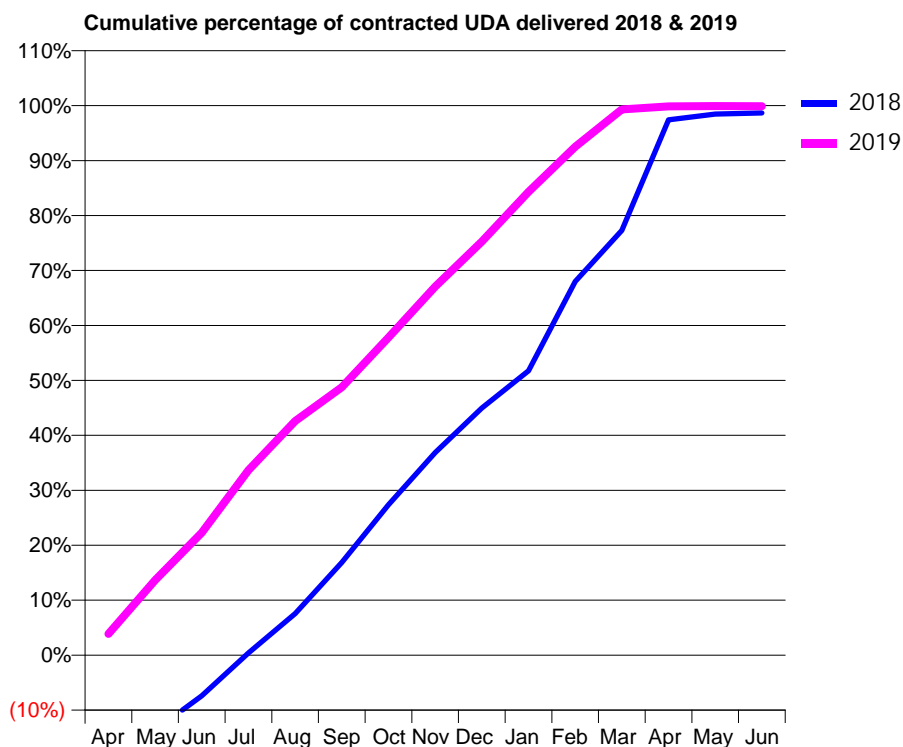
18/19 Contracted general activity (UDA)	17,063
Carry forward general activity (UDA)	163
18/19 Contracted orthodontic activity (UOA)	0
Carry forward orthodontic activity (UOA)	0
Baseline contract value	£477,774.00

### ACCESS\*

Patients seen in 24 months	Total	Change since previous quarter
Quarter ending March 2018	4,304	
Quarter ending June 2018	5,219	↑
Quarter ending September 2018	5,721	↑
Quarter ending December 2018	6,090	↑
Quarter ending March 2019	6,233	↑
<b>Variance since March 2018</b>	<b>44.8%</b>	<b>↑</b>



### ACTIVITY



Month	Adjusted Scheduled Activity (UDA)	
	2018	2019
April	-2,206	660
May	-1,672	2,327
June	-904	3,798
July	50	5,743
August	922	7,267
September	2,055	8,316
October	3,337	9,864
November	4,494	11,443
December	5,478	12,840
January	6,308	14,381
February	8,286	15,786
March	9,420	16,944
April	11,874	17,037
May	12,001	17,048
June	12,025	17,041

### QUALITY

	Quantity	Base Number	Contract	AT	Region	England
% of FP17s for the same patient ID Re-attending within 3 months - Children	172	2,589	6.6%	12.0%	12.3%	11.8%
% of FP17s for the same patient ID Re-attending within 3 months - Adults	764	6,820	11.2%	15.3%	15.9%	15.7%
% of FP17s for the same patient ID Re-attending between 3 & 9 months - Children	1,240	2,589	47.9%	58.5%	60.2%	58.9%
% of FP17s for the same patient ID Re-attending between 3 & 9 months - Adults	3,286	6,820	48.2%	51.2%	53.0%	50.8%
% of FP17s for Band 1 Urgent Courses	614	8,449	7.3%	10.7%	9.1%	9.1%
% of FP17s Relating to Free Repair or Replacements	43	8,449	0.5%	0.9%	1.0%	0.8%
% of FP17s Relating to Continuations	28	8,449	0.3%	0.9%	1.0%	0.9%
% of Patients satisfied with the dentistry they have received	5	5	N/A	94.5%	93.2%	92.5%
% of Patients satisfied with the time they had to wait for an appointment	5	5	N/A	86.4%	88.1%	87.0%

\* This is based on patients treated on this contract for their most recent course of treatment.  
 Figures in italics indicate the base number of FP17s or Patient Questionnaire responses are less than 100. N/A is shown where the base number of responses is less than 10 during the period. % is calculated as Quantity/Base number\*100

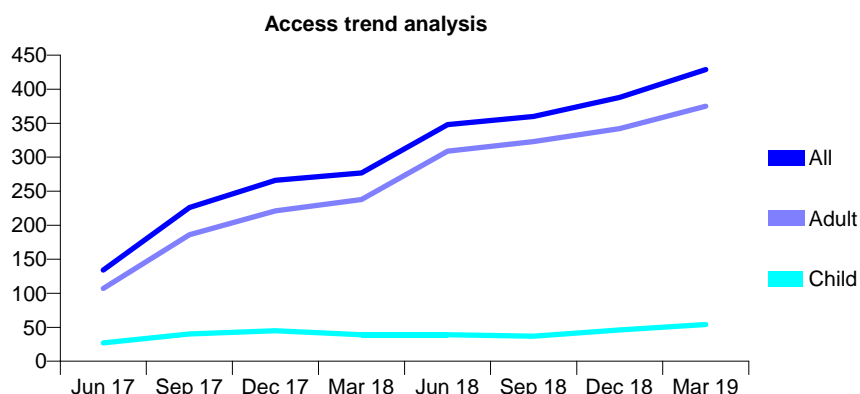
## Q47 - Vital Signs At a Glance Contract Report for 100220/0000 - Year end March 2019

Name or company name	Genix Healthcare Ltd
Contract type name	PDS Contract
Purpose of contract	General
Contract start date	10/10/2016
Contract end date	01/09/2026

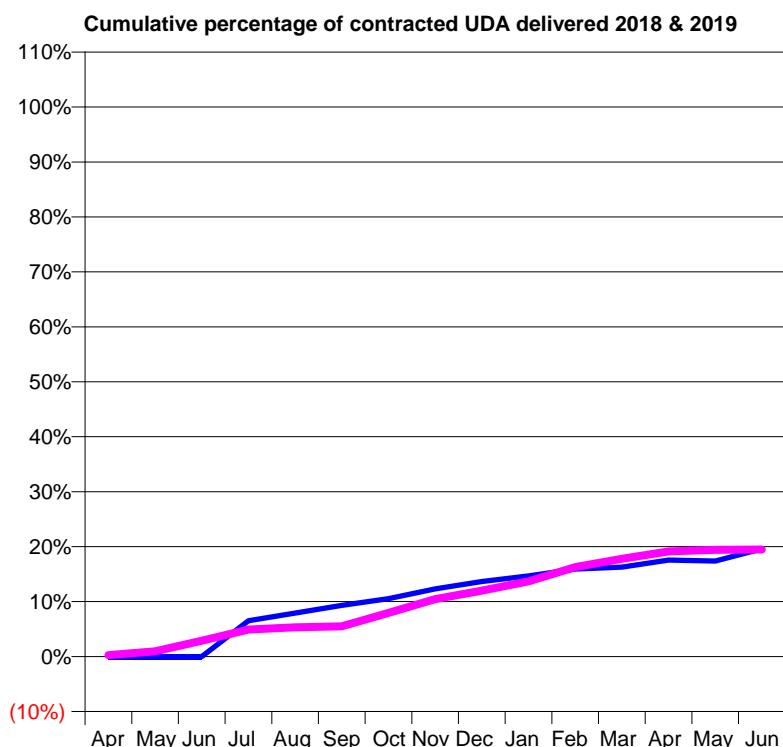
18/19 Contracted general activity (UDA)	8,558
Carry forward general activity (UDA)	0
18/19 Contracted orthodontic activity (UOA)	0
Carry forward orthodontic activity (UOA)	0
Baseline contract value	£239,622.00

### ACCESS\*

Patients seen in 24 months	Total	Change since previous quarter
Quarter ending March 2018	277	
Quarter ending June 2018	348	↑
Quarter ending September 2018	360	↑
Quarter ending December 2018	388	↑
Quarter ending March 2019	429	↑
<b>Variance since March 2018</b>	<b>54.9%</b>	<b>↑</b>



### ACTIVITY



Adjusted Scheduled Activity (UDA)		
Month	2018	2019
April	0	21
May	0	81
June	0	246
July	398	420
August	485	456
September	569	469
October	644	679
November	753	894
December	835	1,027
January	896	1,172
February	974	1,393
March	995	1,523
April	1,073	1,637
May	1,064	1,663
June	1,198	1,667

### QUALITY

	Quantity	Base Number	Contract	AT	Region	England
% of FP17s for the same patient ID Re-attending within 3 months - Children	1	99	1.0%	12.0%	12.3%	11.8%
% of FP17s for the same patient ID Re-attending within 3 months - Adults	42	607	6.9%	15.3%	15.9%	15.7%
% of FP17s for the same patient ID Re-attending between 3 & 9 months - Children	21	99	21.2%	58.5%	60.2%	58.9%
% of FP17s for the same patient ID Re-attending between 3 & 9 months - Adults	161	607	26.5%	51.2%	53.0%	50.8%
% of FP17s for Band 1 Urgent Courses	84	633	13.3%	10.7%	9.1%	9.1%
% of FP17s Relating to Free Repair or Replacements	6	633	0.9%	0.9%	1.0%	0.8%
% of FP17s Relating to Continuations	7	633	1.1%	0.9%	1.0%	0.9%
% of Patients satisfied with the dentistry they have received	0	0	N/A	94.5%	93.2%	92.5%
% of Patients satisfied with the time they had to wait for an appointment	0	0	N/A	86.4%	88.1%	87.0%

\* This is based on patients treated on this contract for their most recent course of treatment.

Figures in italics indicate the base number of FP17s or Patient Questionnaire responses are less than 100. N/A is shown where the base number of responses is less than 10 during the period. % is calculated as Quantity/Base number\*100

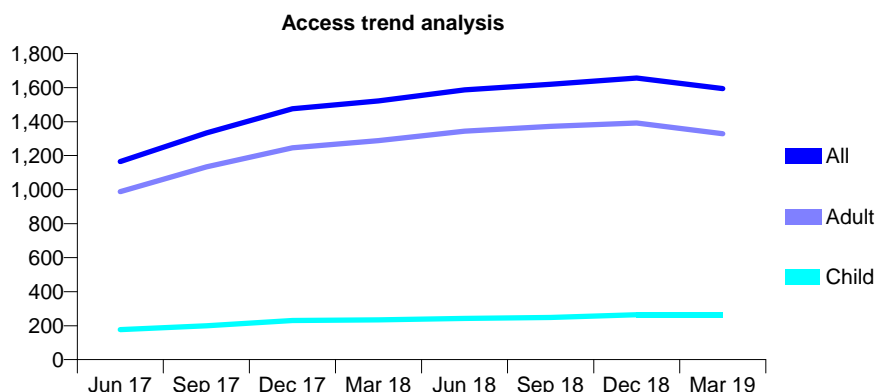
## Q47 - Vital Signs At a Glance Contract Report for 100235/0000 - Year end March 2019

Name or company name	Blackpool PCT
Contract type name	PDS Contract
Purpose of contract	General
Contract start date	01/04/2016
Contract end date	31/03/2019

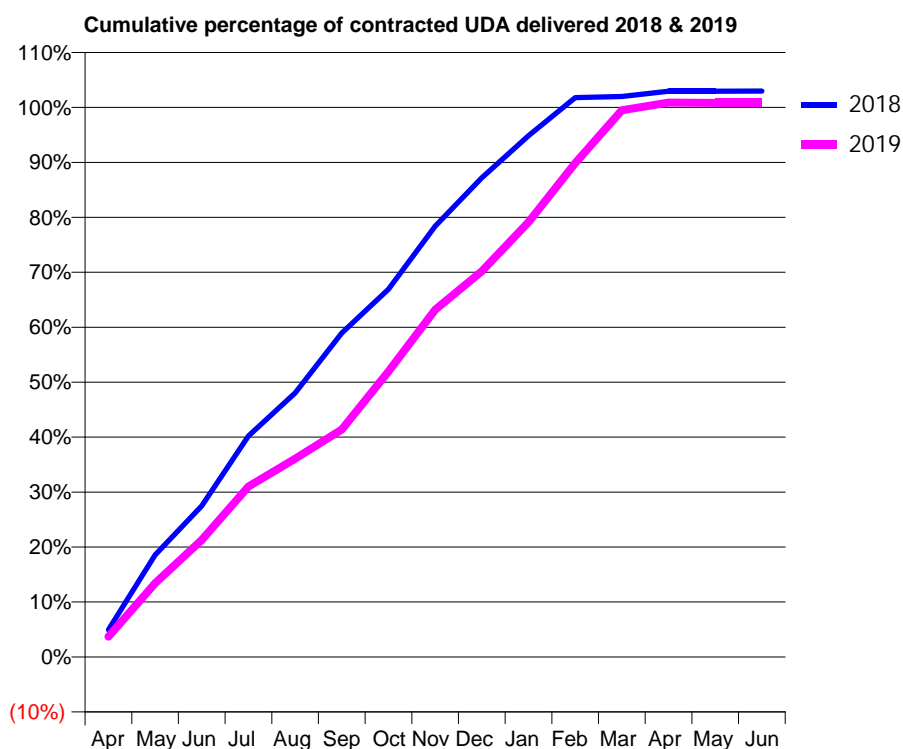
18/19 Contracted general activity (UDA)	6,200
Carry forward general activity (UDA)	0
18/19 Contracted orthodontic activity (UOA)	0
Carry forward orthodontic activity (UOA)	0
Baseline contract value	£0.00

### ACCESS\*

Patients seen in 24 months	Total	Change since previous quarter
Quarter ending March 2018	1,522	
Quarter ending June 2018	1,587	↑
Quarter ending September 2018	1,620	↑
Quarter ending December 2018	1,656	↑
Quarter ending March 2019	1,594	↓
<b>Variance since March 2018</b>	<b>4.7%</b>	<b>↑</b>



### ACTIVITY



Adjusted Scheduled Activity (UDA)		
Month	2018	2019
April	306	230
May	1,151	833
June	1,704	1,320
July	2,493	1,922
August	2,979	2,237
September	3,653	2,566
October	4,149	3,220
November	4,860	3,919
December	5,404	4,352
January	5,881	4,906
February	6,309	5,572
March	6,322	6,168
April	6,382	6,254
May	6,382	6,251
June	6,384	6,251

### QUALITY

	Quantity	Base Number	Contract	AT	Region	England
% of FP17s for the same patient ID Re-attending within 3 months - Children	24	322	7.5%	12.0%	12.3%	11.8%
% of FP17s for the same patient ID Re-attending within 3 months - Adults	322	1,759	18.3%	15.3%	15.9%	15.7%
% of FP17s for the same patient ID Re-attending between 3 & 9 months - Children	132	322	41.0%	58.5%	60.2%	58.9%
% of FP17s for the same patient ID Re-attending between 3 & 9 months - Adults	793	1,759	45.1%	51.2%	53.0%	50.8%
% of FP17s for Band 1 Urgent Courses	167	2,083	8.0%	10.7%	9.1%	9.1%
% of FP17s Relating to Free Repair or Replacements	54	2,083	2.6%	0.9%	1.0%	0.8%
% of FP17s Relating to Continuations	65	2,083	3.1%	0.9%	1.0%	0.9%
% of Patients satisfied with the dentistry they have received	3	3	N/A	94.5%	93.2%	92.5%
% of Patients satisfied with the time they had to wait for an appointment	3	3	N/A	86.4%	88.1%	87.0%

\* This is based on patients treated on this contract for their most recent course of treatment.

Figures in italics indicate the base number of FP17s or Patient Questionnaire responses are less than 100. N/A is shown where the base number of responses is less than 10 during the period. % is calculated as Quantity/Base number\*100



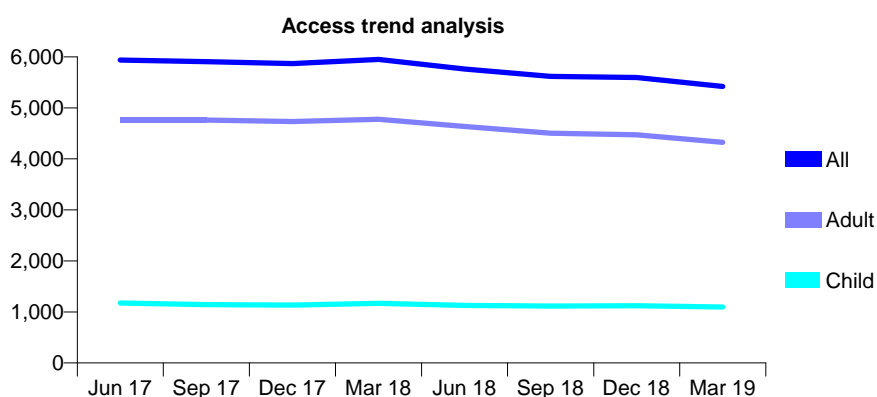
## Q47 - Vital Signs At a Glance Contract Report for 101281/0014 - Year end March 2019

Name or company name	OASIS DENTAL CARE LTD
Contract type name	Pilot Contract
Purpose of contract	General
Contract start date	01/04/2006
Contract end date	

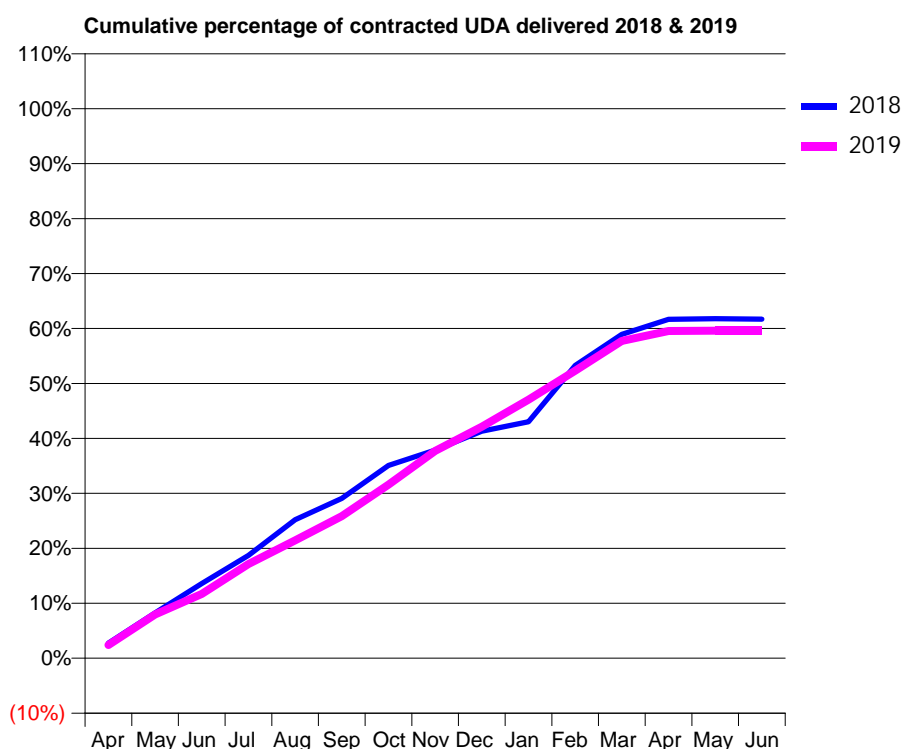
18/19 Contracted general activity (UDA)	23,097
Carry forward general activity (UDA)	0
18/19 Contracted orthodontic activity (UOA)	0
Carry forward orthodontic activity (UOA)	0
Baseline contract value	£697,223.31

### ACCESS\*

Patients seen in 24 months	Total	Change since previous quarter
Quarter ending March 2018	5,949	
Quarter ending June 2018	5,762	↓
Quarter ending September 2018	5,617	↓
Quarter ending December 2018	5,595	→
Quarter ending March 2019	5,421	↓
<b>Variance since March 2018</b>	<b>(8.9%)</b>	<b>↓</b>



### ACTIVITY



Adjusted Scheduled Activity (UDA)		
Month	2018	2019
April	634	560
May	1,907	1,843
June	3,142	2,701
July	4,325	3,960
August	5,822	4,951
September	6,718	5,975
October	8,102	7,293
November	8,745	8,714
December	9,544	9,726
January	9,943	10,866
February	12,303	12,088
March	13,609	13,336
April	14,247	13,754
May	14,265	13,760
June	14,253	13,764

### QUALITY

	Quantity	Base Number	Contract	AT	Region	England
% of FP17s for the same patient ID Re-attending within 3 months - Children	42	1,375	3.1%	12.0%	12.3%	11.8%
% of FP17s for the same patient ID Re-attending within 3 months - Adults	474	5,213	9.1%	15.3%	15.9%	15.7%
% of FP17s for the same patient ID Re-attending between 3 & 9 months - Children	743	1,375	54.0%	58.5%	60.2%	58.9%
% of FP17s for the same patient ID Re-attending between 3 & 9 months - Adults	2,844	5,213	54.6%	51.2%	53.0%	50.8%
% of FP17s for Band 1 Urgent Courses	370	6,461	5.7%	10.7%	9.1%	9.1%
% of FP17s Relating to Free Repair or Replacements	53	6,461	0.8%	0.9%	1.0%	0.8%
% of FP17s Relating to Continuations	20	6,461	0.3%	0.9%	1.0%	0.9%
% of Patients satisfied with the dentistry they have received	1	1	N/A	94.5%	93.2%	92.5%
% of Patients satisfied with the time they had to wait for an appointment	1	1	N/A	86.4%	88.1%	87.0%

\* This is based on patients treated on this contract for their most recent course of treatment.

Figures in italics indicate the base number of FP17s or Patient Questionnaire responses are less than 100. N/A is shown where the base number of responses is less than 10 during the period. % is calculated as Quantity/Base number\*100

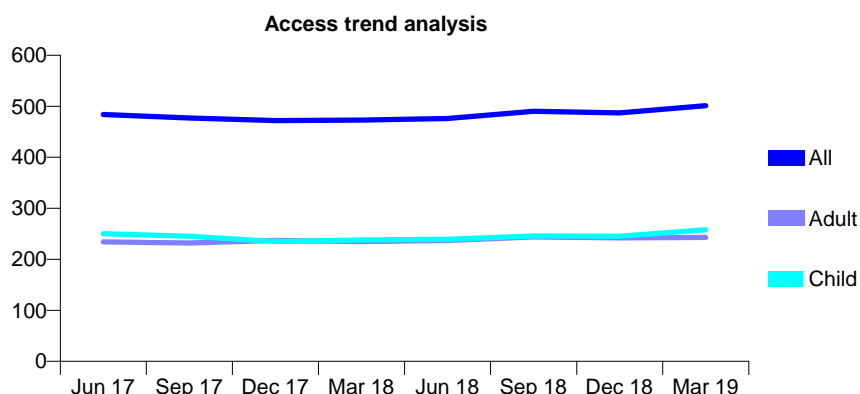
## Q47 - Vital Signs At a Glance Contract Report for 101281/0020 - Year end March 2019

Name or company name	OASIS DENTAL CARE LTD
Contract type name	GDS Contract
Purpose of contract	General
Contract start date	01/04/2006
Contract end date	

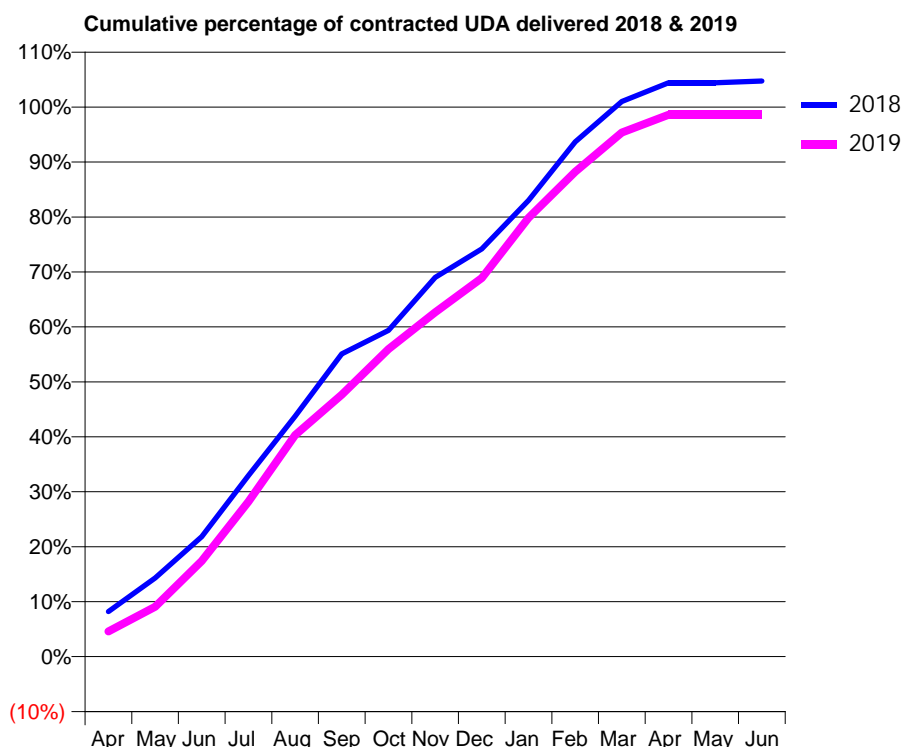
18/19 Contracted general activity (UDA)	1,000
Carry forward general activity (UDA)	-20
18/19 Contracted orthodontic activity (UOA)	0
Carry forward orthodontic activity (UOA)	0
Baseline contract value	£33,808.14

### ACCESS\*

Patients seen in 24 months	Total	Change since previous quarter
Quarter ending March 2018	473	
Quarter ending June 2018	476	→
Quarter ending September 2018	490	↑
Quarter ending December 2018	487	→
Quarter ending March 2019	501	↑
<b>Variance since March 2018</b>	<b>5.9%</b>	<b>↑</b>



### ACTIVITY



Adjusted Scheduled Activity (UDA)		
Month	2018	2019
April	82	46
May	143	91
June	218	174
July	330	282
August	438	403
September	551	476
October	594	560
November	690	627
December	742	689
January	830	798
February	937	882
March	1,010	954
April	1,044	986
May	1,044	986
June	1,047	986

### QUALITY

	Quantity	Base Number	Contract	AT	Region	England
% of FP17s for the same patient ID Re-attending within 3 months - Children	17	422	4.0%	12.0%	12.3%	11.8%
% of FP17s for the same patient ID Re-attending within 3 months - Adults	10	265	3.8%	15.3%	15.9%	15.7%
% of FP17s for the same patient ID Re-attending between 3 & 9 months - Children	302	422	71.6%	58.5%	60.2%	58.9%
% of FP17s for the same patient ID Re-attending between 3 & 9 months - Adults	140	265	52.8%	51.2%	53.0%	50.8%
% of FP17s for Band 1 Urgent Courses	9	678	1.3%	10.7%	9.1%	9.1%
% of FP17s Relating to Free Repair or Replacements	4	678	0.6%	0.9%	1.0%	0.8%
% of FP17s Relating to Continuations	0	678	0.0%	0.9%	1.0%	0.9%
% of Patients satisfied with the dentistry they have received	0	0	N/A	94.5%	93.2%	92.5%
% of Patients satisfied with the time they had to wait for an appointment	0	0	N/A	86.4%	88.1%	87.0%

\* This is based on patients treated on this contract for their most recent course of treatment.  
 Figures in *italics* indicate the base number of FP17s or Patient Questionnaire responses are less than 100. N/A is shown where the base number of responses is less than 10 during the period. % is calculated as Quantity/Base number\*100

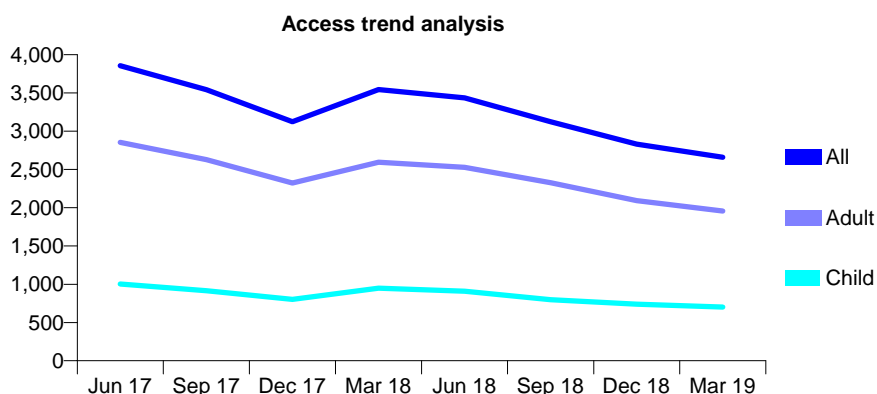
## Q47 - Vital Signs At a Glance Contract Report for 101281/0021 - Year end March 2019

Name or company name	OASIS DENTAL CARE LTD
Contract type name	GDS Contract
Purpose of contract	General
Contract start date	01/04/2006
Contract end date	

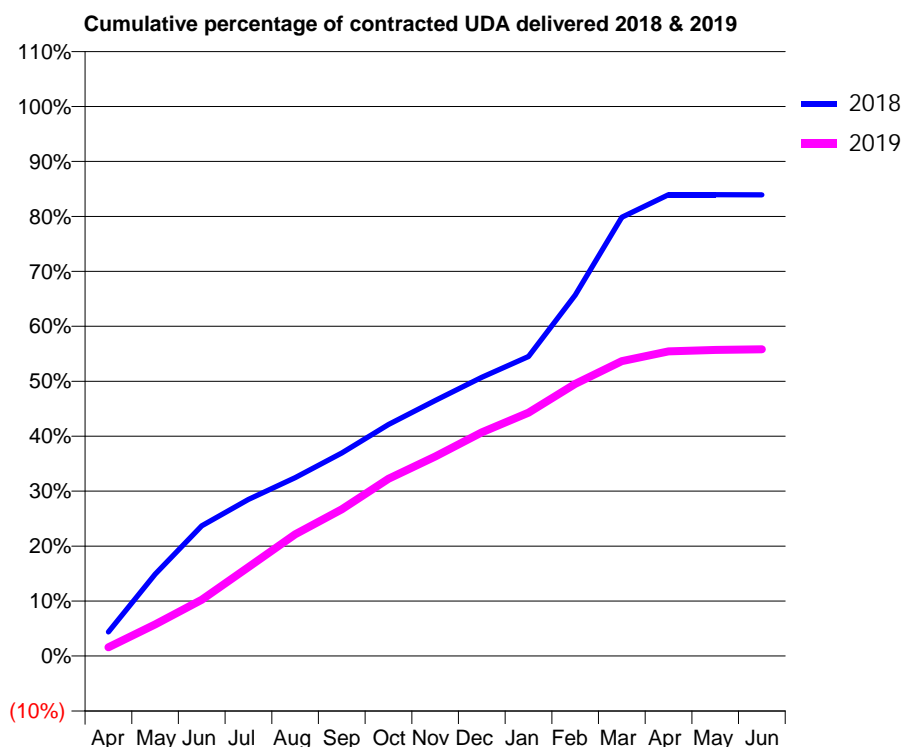
18/19 Contracted general activity (UDA)	12,500
Carry forward general activity (UDA)	0
18/19 Contracted orthodontic activity (UOA)	0
Carry forward orthodontic activity (UOA)	0
Baseline contract value	£302,287.55

### ACCESS\*

Patients seen in 24 months	Total	Change since previous quarter
Quarter ending March 2018	3,544	
Quarter ending June 2018	3,437	↓
Quarter ending September 2018	3,124	↓
Quarter ending December 2018	2,832	↓
Quarter ending March 2019	2,659	↓
<b>Variance since March 2018</b>	<b>(25.0%)</b>	<b>↓</b>



### ACTIVITY



Adjusted Scheduled Activity (UDA)		
Month	2018	2019
April	547	198
May	1,860	722
June	2,962	1,279
July	3,563	2,022
August	4,057	2,769
September	4,618	3,336
October	5,264	4,032
November	5,814	4,536
December	6,338	5,087
January	6,815	5,534
February	8,211	6,190
March	9,980	6,707
April	10,493	6,931
May	10,493	6,963
June	10,492	6,977

### QUALITY

	Quantity	Base Number	Contract	AT	Region	England
% of FP17s for the same patient ID Re-attending within 3 months - Children	59	972	6.1%	12.0%	12.3%	11.8%
% of FP17s for the same patient ID Re-attending within 3 months - Adults	362	2,672	13.5%	15.3%	15.9%	15.7%
% of FP17s for the same patient ID Re-attending between 3 & 9 months - Children	527	972	54.2%	58.5%	60.2%	58.9%
% of FP17s for the same patient ID Re-attending between 3 & 9 months - Adults	1,290	2,672	48.3%	51.2%	53.0%	50.8%
% of FP17s for Band 1 Urgent Courses	196	3,557	5.5%	10.7%	9.1%	9.1%
% of FP17s Relating to Free Repair or Replacements	43	3,557	1.2%	0.9%	1.0%	0.8%
% of FP17s Relating to Continuations	75	3,557	2.1%	0.9%	1.0%	0.9%
% of Patients satisfied with the dentistry they have received	1	1	N/A	94.5%	93.2%	92.5%
% of Patients satisfied with the time they had to wait for an appointment	1	1	N/A	86.4%	88.1%	87.0%

\* This is based on patients treated on this contract for their most recent course of treatment.

Figures in italics indicate the base number of FP17s or Patient Questionnaire responses are less than 100. N/A is shown where the base number of responses is less than 10 during the period. % is calculated as Quantity/Base number\*100

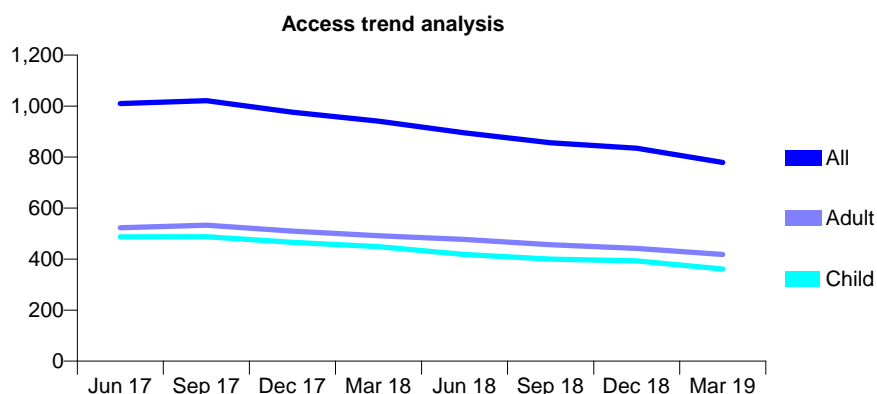
## Q47 - Vital Signs At a Glance Contract Report for 101281/0066 - Year end March 2019

Name or company name	OASIS DENTAL CARE LTD
Contract type name	GDS Contract
Purpose of contract	General
Contract start date	01/04/2006
Contract end date	

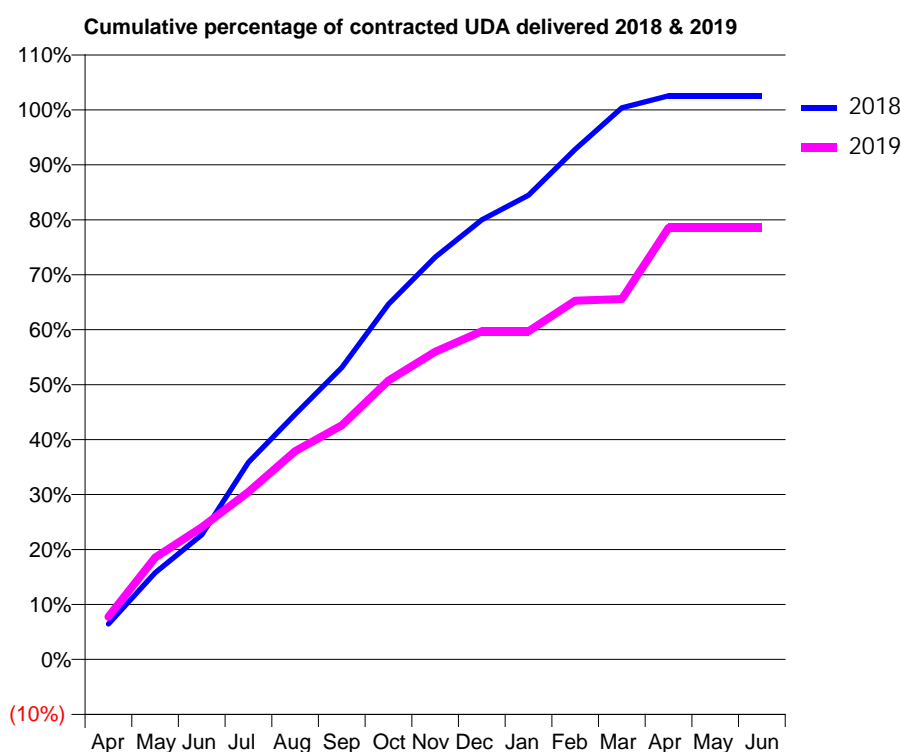
18/19 Contracted general activity (UDA)	2,200
Carry forward general activity (UDA)	-44
18/19 Contracted orthodontic activity (UOA)	0
Carry forward orthodontic activity (UOA)	0
Baseline contract value	£56,995.84

### ACCESS\*

Patients seen in 24 months	Total	Change since previous quarter
Quarter ending March 2018	941	
Quarter ending June 2018	895	↓
Quarter ending September 2018	856	↓
Quarter ending December 2018	835	↓
Quarter ending March 2019	779	↓
<b>Variance since March 2018</b>	<b>(17.2%)</b>	<b>↓</b>



### ACTIVITY



Adjusted Scheduled Activity (UDA)		
Month	2018	2019
April	142	171
May	347	407
June	499	529
July	789	670
August	981	834
September	1,168	937
October	1,422	1,117
November	1,610	1,232
December	1,759	1,314
January	1,858	1,314
February	2,042	1,436
March	2,208	1,442
April	2,257	1,728
May	2,257	1,728
June	2,257	1,728

### QUALITY

	Quantity	Base Number	Contract	AT	Region	England
% of FP17s for the same patient ID Re-attending within 3 months - Children	33	408	8.1%	12.0%	12.3%	11.8%
% of FP17s for the same patient ID Re-attending within 3 months - Adults	29	335	8.7%	15.3%	15.9%	15.7%
% of FP17s for the same patient ID Re-attending between 3 & 9 months - Children	238	408	58.3%	58.5%	60.2%	58.9%
% of FP17s for the same patient ID Re-attending between 3 & 9 months - Adults	183	335	54.6%	51.2%	53.0%	50.8%
% of FP17s for Band 1 Urgent Courses	49	929	5.3%	10.7%	9.1%	9.1%
% of FP17s Relating to Free Repair or Replacements	3	929	0.3%	0.9%	1.0%	0.8%
% of FP17s Relating to Continuations	11	929	1.2%	0.9%	1.0%	0.9%
% of Patients satisfied with the dentistry they have received	0	0	N/A	94.5%	93.2%	92.5%
% of Patients satisfied with the time they had to wait for an appointment	0	0	N/A	86.4%	88.1%	87.0%

\* This is based on patients treated on this contract for their most recent course of treatment.

Figures in italics indicate the base number of FP17s or Patient Questionnaire responses are less than 100. N/A is shown where the base number of responses is less than 10 during the period. % is calculated as Quantity/Base number\*100

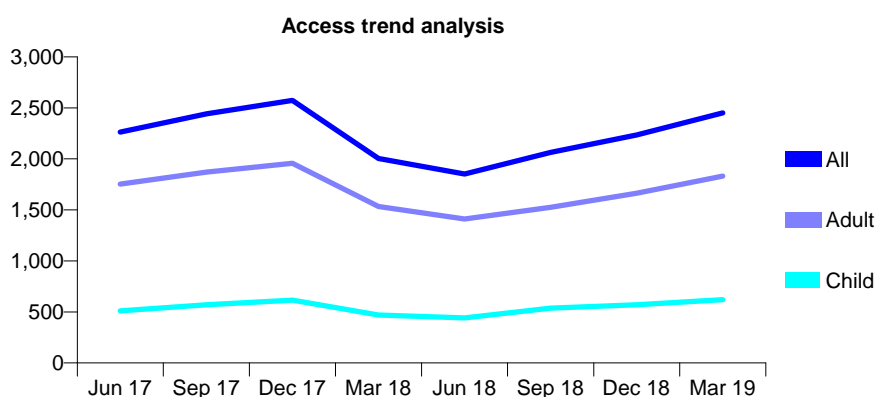
## Q47 - Vital Signs At a Glance Contract Report for 101281/0101 - Year end March 2019

Name or company name	OASIS DENTAL CARE LTD
Contract type name	GDS Contract
Purpose of contract	General
Contract start date	01/04/2006
Contract end date	

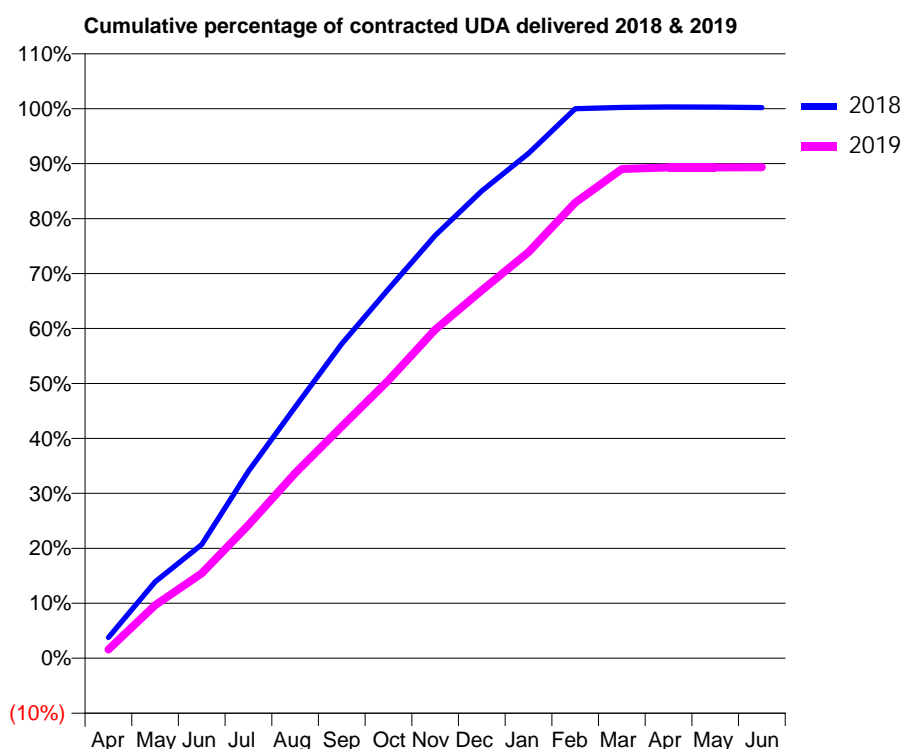
18/19 Contracted general activity (UDA)	6,721
Carry forward general activity (UDA)	-13
18/19 Contracted orthodontic activity (UOA)	0
Carry forward orthodontic activity (UOA)	0
Baseline contract value	£164,840.57

### ACCESS\*

Patients seen in 24 months	Total	Change since previous quarter
Quarter ending March 2018	2,003	
Quarter ending June 2018	1,852	↓
Quarter ending September 2018	2,063	↑
Quarter ending December 2018	2,235	↑
Quarter ending March 2019	2,452	↑
<b>Variance since March 2018</b>	<b>22.4%</b>	<b>↑</b>



### ACTIVITY



Adjusted Scheduled Activity (UDA)		
Month	2018	2019
April	254	106
May	936	650
June	1,391	1,038
July	2,288	1,631
August	3,072	2,264
September	3,845	2,834
October	4,514	3,399
November	5,171	4,019
December	5,714	4,499
January	6,174	4,968
February	6,721	5,572
March	6,735	5,981
April	6,741	6,002
May	6,740	6,003
June	6,734	6,004

### QUALITY

	Quantity	Base Number	Contract	AT	Region	England
% of FP17s for the same patient ID Re-attending within 3 months - Children	42	845	5.0%	12.0%	12.3%	11.8%
% of FP17s for the same patient ID Re-attending within 3 months - Adults	320	2,524	12.7%	15.3%	15.9%	15.7%
% of FP17s for the same patient ID Re-attending between 3 & 9 months - Children	374	845	44.3%	58.5%	60.2%	58.9%
% of FP17s for the same patient ID Re-attending between 3 & 9 months - Adults	882	2,524	34.9%	51.2%	53.0%	50.8%
% of FP17s for Band 1 Urgent Courses	293	3,379	8.7%	10.7%	9.1%	9.1%
% of FP17s Relating to Free Repair or Replacements	16	3,379	0.5%	0.9%	1.0%	0.8%
% of FP17s Relating to Continuations	50	3,379	1.5%	0.9%	1.0%	0.9%
% of Patients satisfied with the dentistry they have received	2	2	N/A	94.5%	93.2%	92.5%
% of Patients satisfied with the time they had to wait for an appointment	1	2	N/A	86.4%	88.1%	87.0%

\* This is based on patients treated on this contract for their most recent course of treatment. Figures in italics indicate the base number of FP17s or Patient Questionnaire responses are less than 100. N/A is shown where the base number of responses is less than 10 during the period. % is calculated as Quantity/Base number\*100

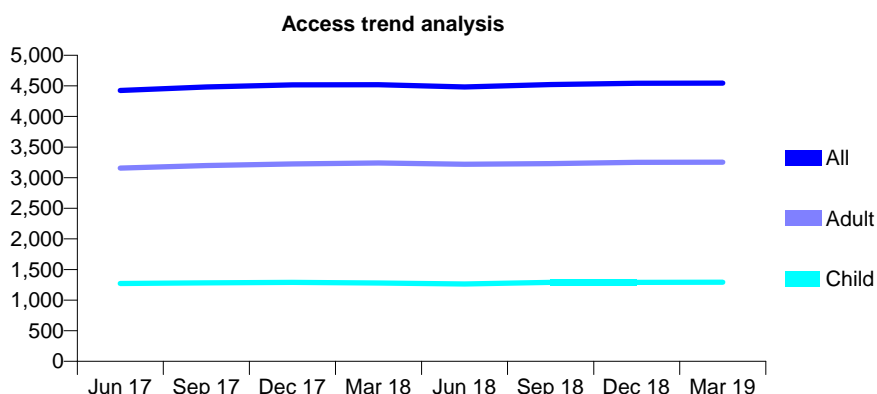
## Q47 - Vital Signs At a Glance Contract Report for 101281/0150 - Year end March 2019

Name or company name	OASIS DENTAL CARE LTD
Contract type name	GDS Contract
Purpose of contract	General
Contract start date	01/04/2006
Contract end date	

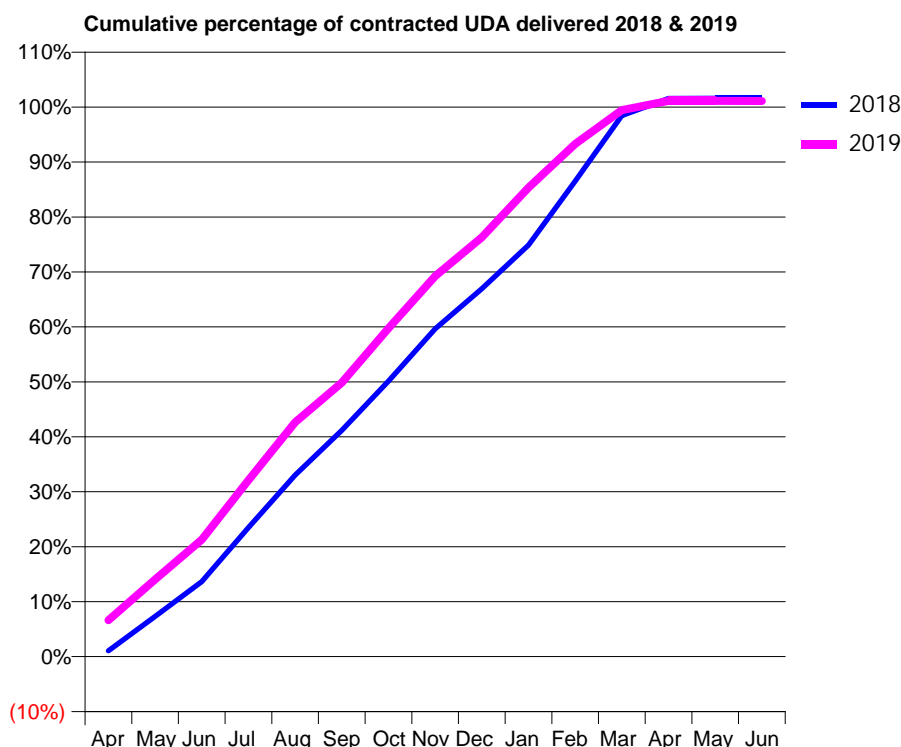
18/19 Contracted general activity (UDA)	13,814
Carry forward general activity (UDA)	-220
18/19 Contracted orthodontic activity (UOA)	0
Carry forward orthodontic activity (UOA)	0
Baseline contract value	£380,266.03

### ACCESS\*

Patients seen in 24 months	Total	Change since previous quarter
Quarter ending March 2018	4,520	
Quarter ending June 2018	4,483	→
Quarter ending September 2018	4,521	→
Quarter ending December 2018	4,541	→
Quarter ending March 2019	4,546	→
<b>Variance since March 2018</b>	<b>0.6%</b>	<b>→</b>



### ACTIVITY



Adjusted Scheduled Activity (UDA)		
Month	2018	2019
April	147	917
May	1,015	1,944
June	1,884	2,938
July	3,242	4,437
August	4,563	5,890
September	5,687	6,887
October	6,927	8,254
November	8,240	9,564
December	9,246	10,539
January	10,345	11,790
February	11,952	12,888
March	13,599	13,735
April	14,032	13,969
May	14,034	13,969
June	14,034	13,968

### QUALITY

	Quantity	Base Number	Contract	AT	Region	England
% of FP17s for the same patient ID Re-attending within 3 months - Children	152	2,036	7.5%	12.0%	12.3%	11.8%
% of FP17s for the same patient ID Re-attending within 3 months - Adults	791	5,155	15.3%	15.3%	15.9%	15.7%
% of FP17s for the same patient ID Re-attending between 3 & 9 months - Children	1,408	2,036	69.2%	58.5%	60.2%	58.9%
% of FP17s for the same patient ID Re-attending between 3 & 9 months - Adults	3,405	5,155	66.1%	51.2%	53.0%	50.8%
% of FP17s for Band 1 Urgent Courses	561	7,136	7.9%	10.7%	9.1%	9.1%
% of FP17s Relating to Free Repair or Replacements	108	7,136	1.5%	0.9%	1.0%	0.8%
% of FP17s Relating to Continuations	140	7,136	2.0%	0.9%	1.0%	0.9%
% of Patients satisfied with the dentistry they have received	2	2	N/A	94.5%	93.2%	92.5%
% of Patients satisfied with the time they had to wait for an appointment	2	2	N/A	86.4%	88.1%	87.0%

\* This is based on patients treated on this contract for their most recent course of treatment.  
 Figures in *italics* indicate the base number of FP17s or Patient Questionnaire responses are less than 100. N/A is shown where the base number of responses is less than 10 during the period. % is calculated as Quantity/Base number\*100

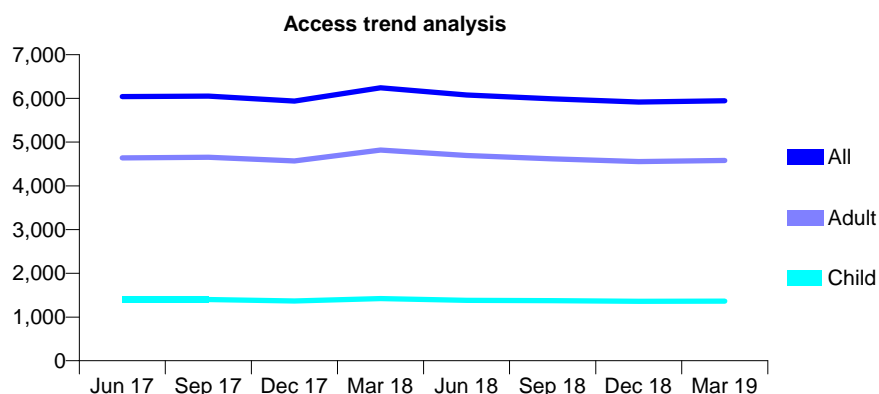
## Q47 - Vital Signs At a Glance Contract Report for 101281/0204 - Year end March 2019

Name or company name	OASIS DENTAL CARE LTD
Contract type name	GDS Contract
Purpose of contract	General
Contract start date	08/07/2009
Contract end date	

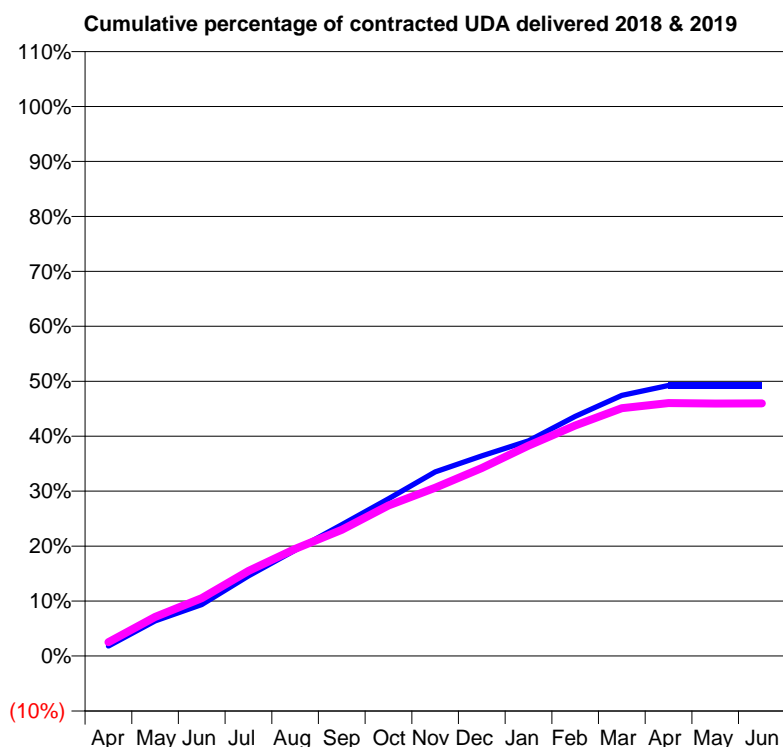
18/19 Contracted general activity (UDA)	21,000
Carry forward general activity (UDA)	0
18/19 Contracted orthodontic activity (UOA)	0
Carry forward orthodontic activity (UOA)	0
Baseline contract value	£482,058.04

### ACCESS\*

Patients seen in 24 months	Total	Change since previous quarter
Quarter ending March 2018	6,242	
Quarter ending June 2018	6,076	↓
Quarter ending September 2018	5,989	↓
Quarter ending December 2018	5,915	↓
Quarter ending March 2019	5,945	→
<b>Variance since March 2018</b>	<b>(4.8%)</b>	<b>↓</b>



### ACTIVITY



Adjusted Scheduled Activity (UDA)		
Month	2018	2019
April	386	531
May	1,344	1,497
June	1,965	2,214
July	3,062	3,248
August	4,041	4,096
September	5,018	4,824
October	6,011	5,751
November	7,036	6,427
December	7,644	7,183
January	8,224	8,040
February	9,158	8,809
March	9,960	9,473
April	10,338	9,662
May	10,339	9,651
June	10,339	9,652

### QUALITY

	Quantity	Base Number	Contract	AT	Region	England
% of FP17s for the same patient ID Re-attending within 3 months - Children	54	1,281	4.2%	12.0%	12.3%	11.8%
% of FP17s for the same patient ID Re-attending within 3 months - Adults	634	4,469	14.2%	15.3%	15.9%	15.7%
% of FP17s for the same patient ID Re-attending between 3 & 9 months - Children	337	1,281	26.3%	58.5%	60.2%	58.9%
% of FP17s for the same patient ID Re-attending between 3 & 9 months - Adults	1,115	4,469	24.9%	51.2%	53.0%	50.8%
% of FP17s for Band 1 Urgent Courses	735	5,648	13.0%	10.7%	9.1%	9.1%
% of FP17s Relating to Free Repair or Replacements	57	5,648	1.0%	0.9%	1.0%	0.8%
% of FP17s Relating to Continuations	53	5,648	0.9%	0.9%	1.0%	0.9%
% of Patients satisfied with the dentistry they have received	2	2	N/A	94.5%	93.2%	92.5%
% of Patients satisfied with the time they had to wait for an appointment	2	2	N/A	86.4%	88.1%	87.0%

\* This is based on patients treated on this contract for their most recent course of treatment.

Figures in italics indicate the base number of FP17s or Patient Questionnaire responses are less than 100. N/A is shown where the base number of responses is less than 10 during the period. % is calculated as Quantity/Base number\*100



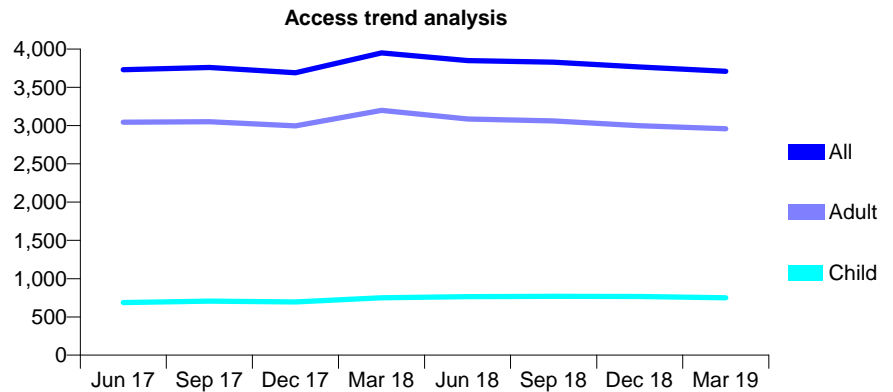
## Q47 - Vital Signs At a Glance Contract Report for 101281/0224 - Year end March 2019

Name or company name	OASIS DENTAL CARE LTD
Contract type name	PDS Plus Contract
Purpose of contract	General
Contract start date	18/08/2010
Contract end date	31/03/2020

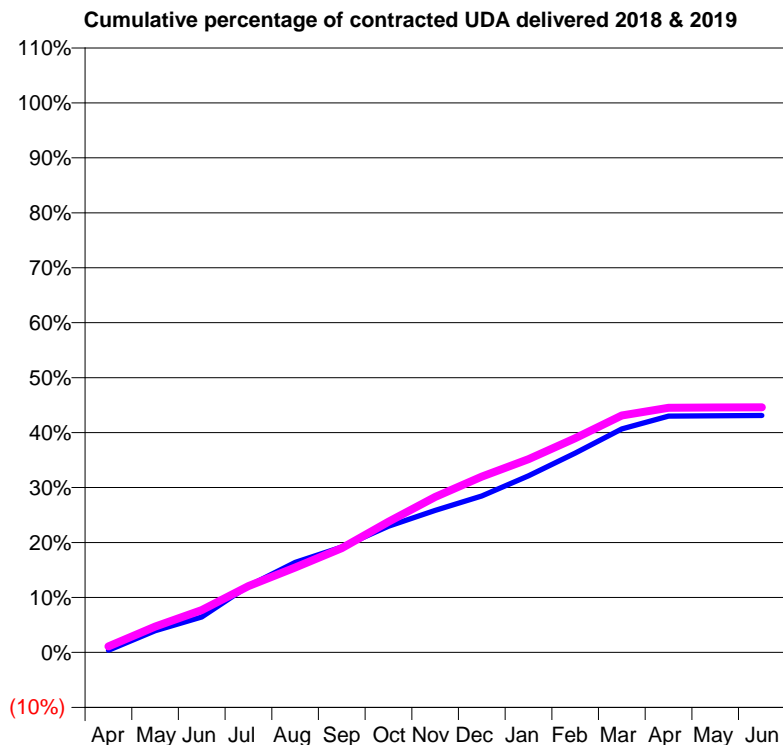
18/19 Contracted general activity (UDA)	14,000
Carry forward general activity (UDA)	0
18/19 Contracted orthodontic activity (UOA)	0
Carry forward orthodontic activity (UOA)	0
Baseline contract value	£176,602.87

### ACCESS\*

Patients seen in 24 months	Total	Change since previous quarter
Quarter ending March 2018	3,950	
Quarter ending June 2018	3,849	↓
Quarter ending September 2018	3,828	→
Quarter ending December 2018	3,765	↓
Quarter ending March 2019	3,710	↓
<b>Variance since March 2018</b>	<b>(6.1%)</b>	<b>↓</b>



### ACTIVITY



Adjusted Scheduled Activity (UDA)		
Month	2018	2019
April	55	154
May	553	661
June	901	1,079
July	1,693	1,690
August	2,295	2,164
September	2,686	2,659
October	3,214	3,327
November	3,619	3,962
December	3,988	4,478
January	4,499	4,923
February	5,077	5,458
March	5,693	6,035
April	6,020	6,232
May	6,028	6,238
June	6,034	6,243

### QUALITY

	Quantity	Base Number	Contract	AT	Region	England
% of FP17s for the same patient ID Re-attending within 3 months - Children	54	1,087	5.0%	12.0%	12.3%	11.8%
% of FP17s for the same patient ID Re-attending within 3 months - Adults	303	2,577	11.8%	15.3%	15.9%	15.7%
% of FP17s for the same patient ID Re-attending between 3 & 9 months - Children	674	1,087	62.0%	58.5%	60.2%	58.9%
% of FP17s for the same patient ID Re-attending between 3 & 9 months - Adults	559	2,577	21.7%	51.2%	53.0%	50.8%
% of FP17s for Band 1 Urgent Courses	267	3,553	7.5%	10.7%	9.1%	9.1%
% of FP17s Relating to Free Repair or Replacements	19	3,553	0.5%	0.9%	1.0%	0.8%
% of FP17s Relating to Continuations	48	3,553	1.4%	0.9%	1.0%	0.9%
% of Patients satisfied with the dentistry they have received	1	1	N/A	94.5%	93.2%	92.5%
% of Patients satisfied with the time they had to wait for an appointment	1	1	N/A	86.4%	88.1%	87.0%

\* This is based on patients treated on this contract for their most recent course of treatment.

Figures in italics indicate the base number of FP17s or Patient Questionnaire responses are less than 100. N/A is shown where the base number of responses is less than 10 during the period. % is calculated as Quantity/Base number\*100

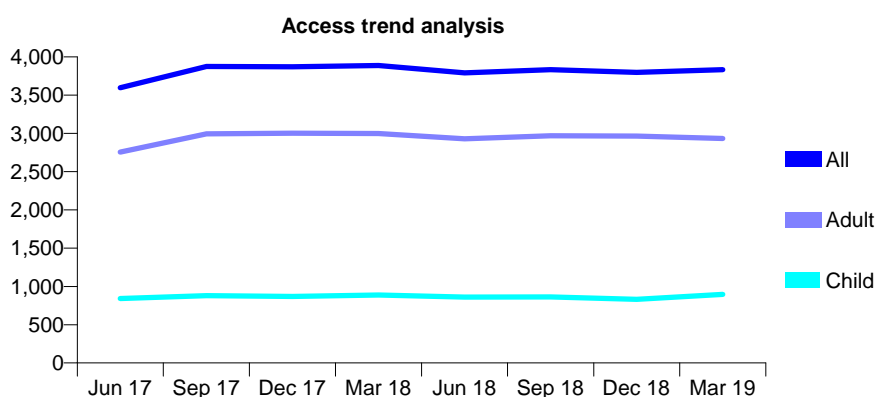
## Q47 - Vital Signs At a Glance Contract Report for 101281/0227 - Year end March 2019

Name or company name	OASIS DENTAL CARE LTD
Contract type name	PDS Plus Contract
Purpose of contract	General
Contract start date	04/10/2010
Contract end date	31/03/2020

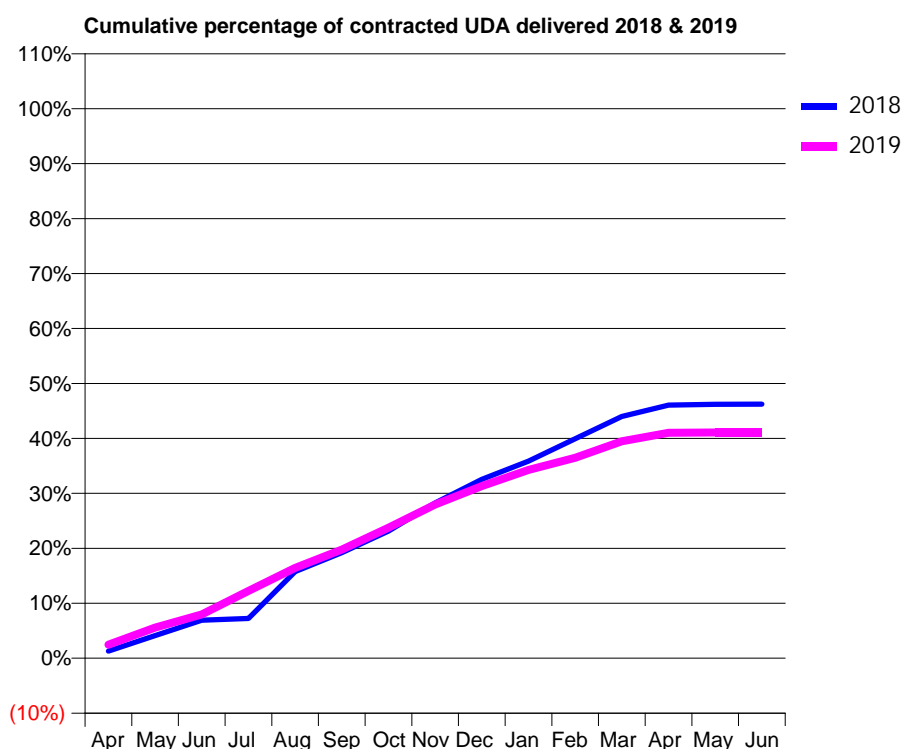
18/19 Contracted general activity (UDA)	14,000
Carry forward general activity (UDA)	0
18/19 Contracted orthodontic activity (UOA)	0
Carry forward orthodontic activity (UOA)	0
Baseline contract value	£178,616.15

### ACCESS\*

Patients seen in 24 months	Total	Change since previous quarter
Quarter ending March 2018	3,887	
Quarter ending June 2018	3,790	↓
Quarter ending September 2018	3,832	→
Quarter ending December 2018	3,797	→
Quarter ending March 2019	3,832	→
<b>Variance since March 2018</b>	<b>(1.4%)</b>	<b>↓</b>



### ACTIVITY



Adjusted Scheduled Activity (UDA)		
Month	2018	2019
April	182	343
May	579	778
June	969	1,117
July	1,016	1,716
August	2,210	2,300
September	2,690	2,769
October	3,239	3,325
November	3,956	3,917
December	4,557	4,386
January	5,024	4,794
February	5,591	5,108
March	6,159	5,525
April	6,448	5,744
May	6,467	5,751
June	6,473	5,751

### QUALITY

	Quantity	Base Number	Contract	AT	Region	England
% of FP17s for the same patient ID Re-attending within 3 months - Children	57	709	8.0%	12.0%	12.3%	11.8%
% of FP17s for the same patient ID Re-attending within 3 months - Adults	334	2,491	13.4%	15.3%	15.9%	15.7%
% of FP17s for the same patient ID Re-attending between 3 & 9 months - Children	148	709	20.9%	58.5%	60.2%	58.9%
% of FP17s for the same patient ID Re-attending between 3 & 9 months - Adults	571	2,491	22.9%	51.2%	53.0%	50.8%
% of FP17s for Band 1 Urgent Courses	1,097	3,162	34.7%	10.7%	9.1%	9.1%
% of FP17s Relating to Free Repair or Replacements	19	3,162	0.6%	0.9%	1.0%	0.8%
% of FP17s Relating to Continuations	28	3,162	0.9%	0.9%	1.0%	0.9%
% of Patients satisfied with the dentistry they have received	4	4	N/A	94.5%	93.2%	92.5%
% of Patients satisfied with the time they had to wait for an appointment	2	4	N/A	86.4%	88.1%	87.0%

\* This is based on patients treated on this contract for their most recent course of treatment. Figures in italics indicate the base number of FP17s or Patient Questionnaire responses are less than 100. N/A is shown where the base number of responses is less than 10 during the period. % is calculated as Quantity/Base number\*100

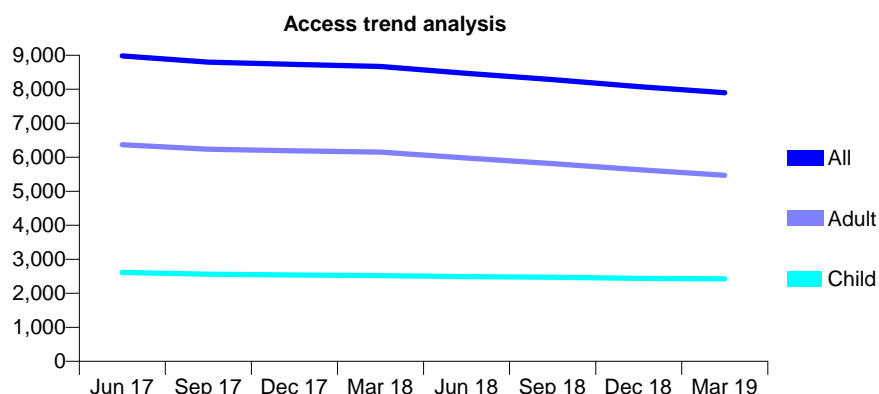
## Q47 - Vital Signs At a Glance Contract Report for 101338/0017 - Year end March 2019

Name or company name	Whitecross Dental Care Limited
Contract type name	GDS Contract
Purpose of contract	General
Contract start date	01/04/2006
Contract end date	

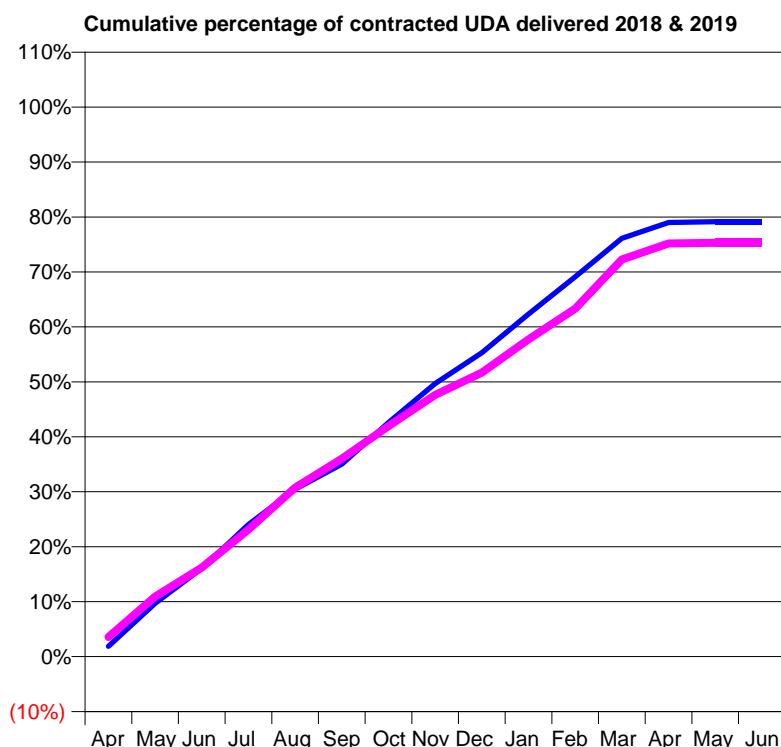
18/19 Contracted general activity (UDA)	30,208
Carry forward general activity (UDA)	0
18/19 Contracted orthodontic activity (UOA)	0
Carry forward orthodontic activity (UOA)	0
Baseline contract value	£957,900.92

### ACCESS\*

Patients seen in 24 months	Total	Change since previous quarter
Quarter ending March 2018	8,673	
Quarter ending June 2018	8,469	↓
Quarter ending September 2018	8,286	↓
Quarter ending December 2018	8,075	↓
Quarter ending March 2019	7,899	↓
<b>Variance since March 2018</b>	<b>(8.9%)</b>	<b>↓</b>



### ACTIVITY



Adjusted Scheduled Activity (UDA)		
Month	2018	2019
April	566	1,078
May	2,939	3,299
June	4,852	4,890
July	7,264	6,993
August	9,210	9,302
September	10,585	10,885
October	12,868	12,674
November	15,018	14,385
December	16,704	15,614
January	18,829	17,441
February	20,882	19,130
March	22,994	21,827
April	23,866	22,711
May	23,905	22,740
June	23,908	22,743

### QUALITY

	Quantity	Base Number	Contract	AT	Region	England
% of FP17s for the same patient ID Re-attending within 3 months - Children	199	3,185	6.2%	12.0%	12.3%	11.8%
% of FP17s for the same patient ID Re-attending within 3 months - Adults	755	6,392	11.8%	15.3%	15.9%	15.7%
% of FP17s for the same patient ID Re-attending between 3 & 9 months - Children	1,368	3,185	43.0%	58.5%	60.2%	58.9%
% of FP17s for the same patient ID Re-attending between 3 & 9 months - Adults	2,903	6,392	45.4%	51.2%	53.0%	50.8%
% of FP17s for Band 1 Urgent Courses	787	9,554	8.2%	10.7%	9.1%	9.1%
% of FP17s Relating to Free Repair or Replacements	32	9,554	0.3%	0.9%	1.0%	0.8%
% of FP17s Relating to Continuations	94	9,554	1.0%	0.9%	1.0%	0.9%
% of Patients satisfied with the dentistry they have received	2	3	N/A	94.5%	93.2%	92.5%
% of Patients satisfied with the time they had to wait for an appointment	3	3	N/A	86.4%	88.1%	87.0%

\* This is based on patients treated on this contract for their most recent course of treatment.  
 Figures in *italics* indicate the base number of FP17s or Patient Questionnaire responses are less than 100. N/A is shown where the base number of responses is less than 10 during the period. % is calculated as Quantity/Base number\*100

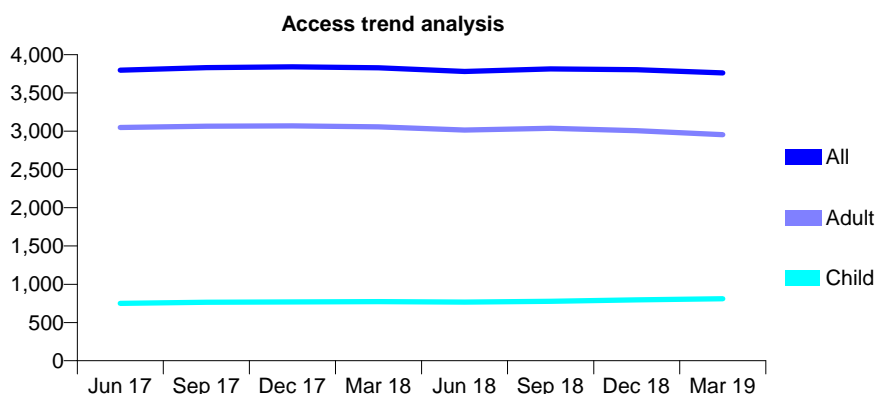
## Q47 - Vital Signs At a Glance Contract Report for 101338/0023 - Year end March 2019

Name or company name	Whitecross Dental Care Limited
Contract type name	GDS Contract
Purpose of contract	General
Contract start date	01/04/2006
Contract end date	

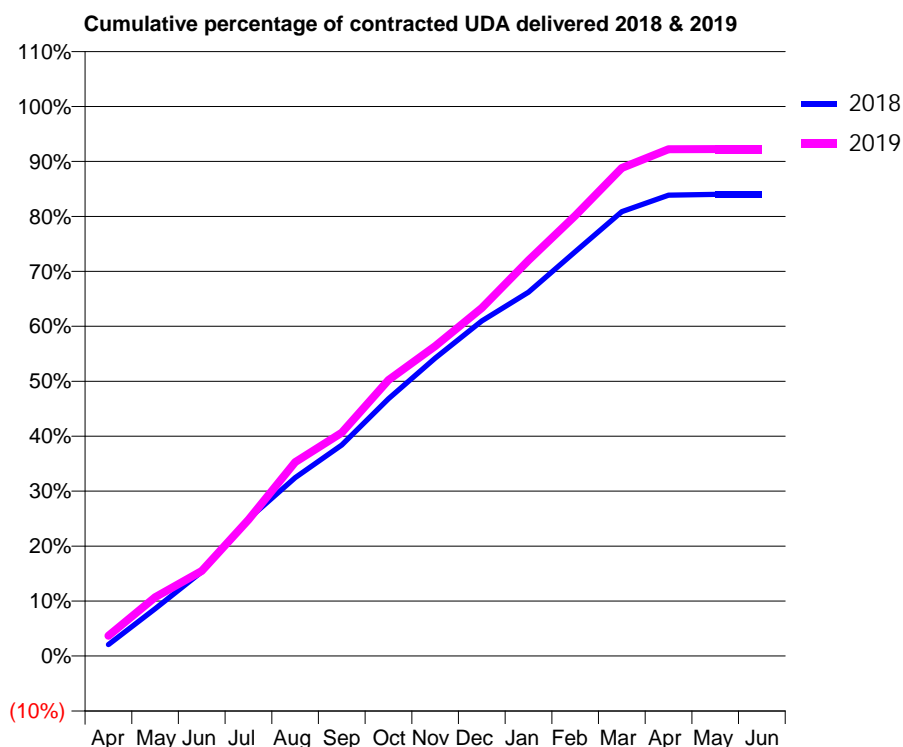
18/19 Contracted general activity (UDA)	11,500
Carry forward general activity (UDA)	0
18/19 Contracted orthodontic activity (UOA)	0
Carry forward orthodontic activity (UOA)	0
Baseline contract value	£285,385.74

### ACCESS\*

Patients seen in 24 months	Total	Change since previous quarter
Quarter ending March 2018	3,829	
Quarter ending June 2018	3,780	↓
Quarter ending September 2018	3,814	→
Quarter ending December 2018	3,804	→
Quarter ending March 2019	3,762	↓
<b>Variance since March 2018</b>	<b>(1.7%)</b>	<b>↓</b>



### ACTIVITY



Adjusted Scheduled Activity (UDA)		
Month	2018	2019
April	258	422
May	1,075	1,233
June	1,917	1,778
July	3,118	2,852
August	4,057	4,055
September	4,800	4,673
October	5,853	5,776
November	6,778	6,483
December	7,622	7,282
January	8,276	8,280
February	9,196	9,212
March	10,107	10,213
April	10,483	10,604
May	10,499	10,608
June	10,500	10,608

### QUALITY

	Quantity	Base Number	Contract	AT	Region	England
% of FP17s for the same patient ID Re-attending within 3 months - Children	50	1,090	4.6%	12.0%	12.3%	11.8%
% of FP17s for the same patient ID Re-attending within 3 months - Adults	480	3,636	13.2%	15.3%	15.9%	15.7%
% of FP17s for the same patient ID Re-attending between 3 & 9 months - Children	592	1,090	54.3%	58.5%	60.2%	58.9%
% of FP17s for the same patient ID Re-attending between 3 & 9 months - Adults	1,625	3,636	44.7%	51.2%	53.0%	50.8%
% of FP17s for Band 1 Urgent Courses	333	4,718	7.1%	10.7%	9.1%	9.1%
% of FP17s Relating to Free Repair or Replacements	78	4,718	1.7%	0.9%	1.0%	0.8%
% of FP17s Relating to Continuations	108	4,718	2.3%	0.9%	1.0%	0.9%
% of Patients satisfied with the dentistry they have received	3	3	N/A	94.5%	93.2%	92.5%
% of Patients satisfied with the time they had to wait for an appointment	3	3	N/A	86.4%	88.1%	87.0%

\* This is based on patients treated on this contract for their most recent course of treatment.

Figures in italics indicate the base number of FP17s or Patient Questionnaire responses are less than 100. N/A is shown where the base number of responses is less than 10 during the period. % is calculated as Quantity/Base number\*100

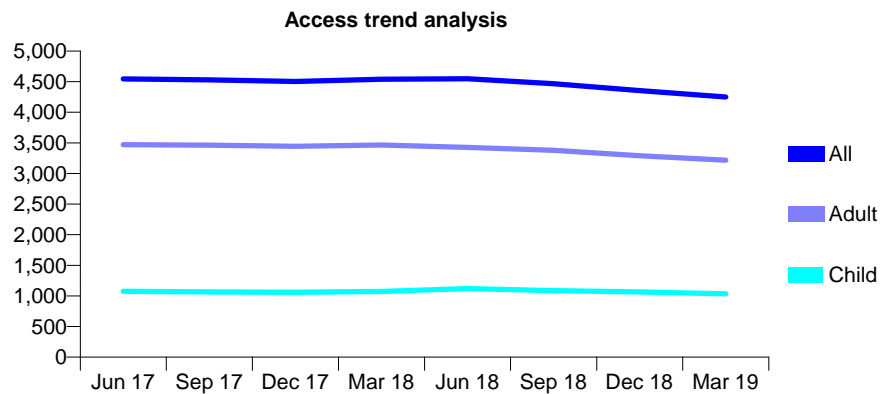
## Q47 - Vital Signs At a Glance Contract Report for 101338/0044 - Year end March 2019

Name or company name	Whitecross Dental Care Limited
Contract type name	GDS Contract
Purpose of contract	General
Contract start date	01/10/2006
Contract end date	

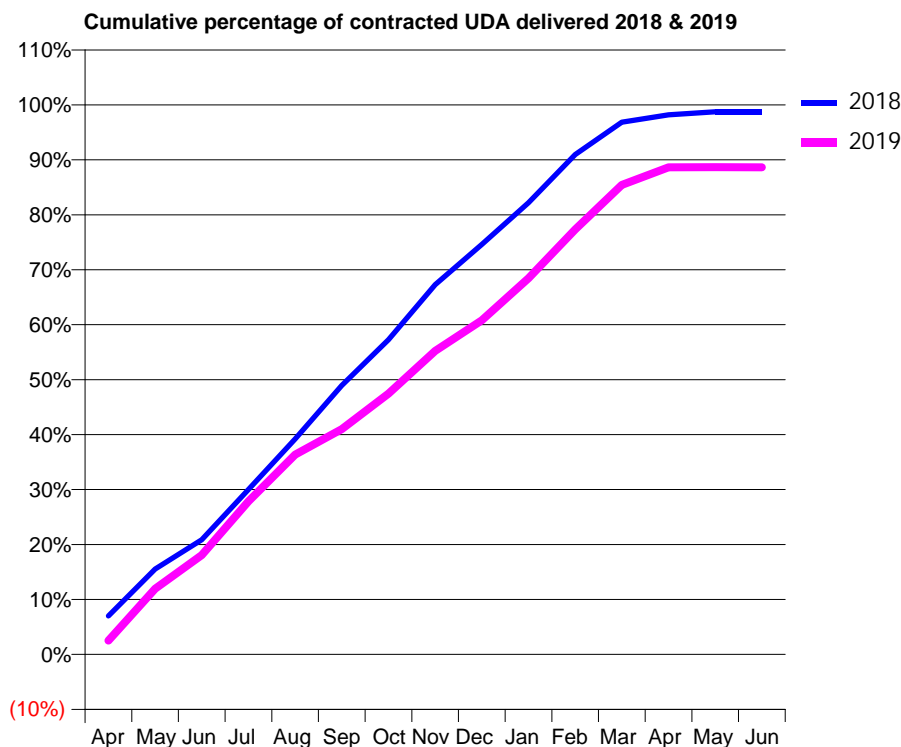
18/19 Contracted general activity (UDA)	12,726
Carry forward general activity (UDA)	161
18/19 Contracted orthodontic activity (UOA)	0
Carry forward orthodontic activity (UOA)	0
Baseline contract value	£362,306.92

### ACCESS\*

Patients seen in 24 months	Total	Change since previous quarter
Quarter ending March 2018	4,540	
Quarter ending June 2018	4,549	→
Quarter ending September 2018	4,467	↓
Quarter ending December 2018	4,355	↓
Quarter ending March 2019	4,250	↓
<b>Variance since March 2018</b>	<b>(6.4%)</b>	<b>↓</b>



### ACTIVITY



Adjusted Scheduled Activity (UDA)		
Month	2018	2019
April	892	319
May	1,978	1,520
June	2,659	2,298
July	3,818	3,543
August	4,988	4,626
September	6,228	5,216
October	7,287	6,038
November	8,561	7,027
December	9,495	7,739
January	10,462	8,711
February	11,577	9,841
March	12,324	10,873
April	12,497	11,279
May	12,563	11,283
June	12,565	11,280

### QUALITY

	Quantity	Base Number	Contract	AT	Region	England
% of FP17s for the same patient ID Re-attending within 3 months - Children	48	1,152	4.2%	12.0%	12.3%	11.8%
% of FP17s for the same patient ID Re-attending within 3 months - Adults	420	3,866	10.9%	15.3%	15.9%	15.7%
% of FP17s for the same patient ID Re-attending between 3 & 9 months - Children	562	1,152	48.8%	58.5%	60.2%	58.9%
% of FP17s for the same patient ID Re-attending between 3 & 9 months - Adults	2,126	3,866	55.0%	51.2%	53.0%	50.8%
% of FP17s for Band 1 Urgent Courses	307	5,071	6.1%	10.7%	9.1%	9.1%
% of FP17s Relating to Free Repair or Replacements	89	5,071	1.8%	0.9%	1.0%	0.8%
% of FP17s Relating to Continuations	90	5,071	1.8%	0.9%	1.0%	0.9%
% of Patients satisfied with the dentistry they have received	1	1	N/A	94.5%	93.2%	92.5%
% of Patients satisfied with the time they had to wait for an appointment	1	1	N/A	86.4%	88.1%	87.0%

\* This is based on patients treated on this contract for their most recent course of treatment. Figures in italics indicate the base number of FP17s or Patient Questionnaire responses are less than 100. N/A is shown where the base number of responses is less than 10 during the period. % is calculated as Quantity/Base number\*100

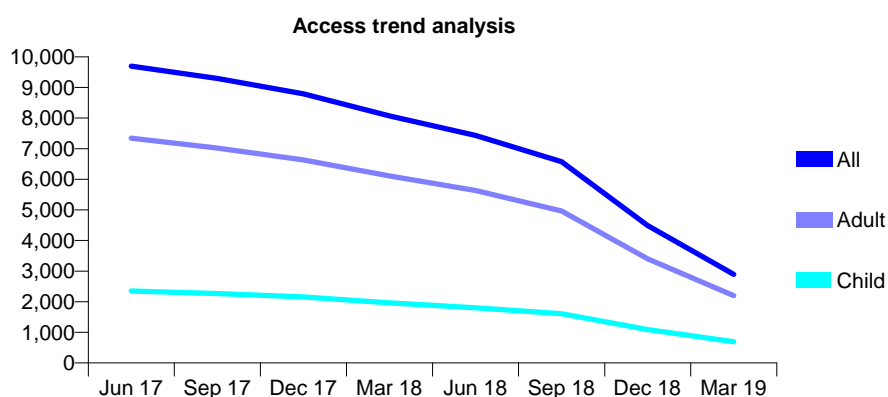
## Q47 - Vital Signs At a Glance Contract Report for 101338/0115 - Year end March 2019

Name or company name	Whitecross Dental Care Limited
Contract type name	GDS Contract
Purpose of contract	General
Contract start date	04/01/2010
Contract end date	30/11/2018

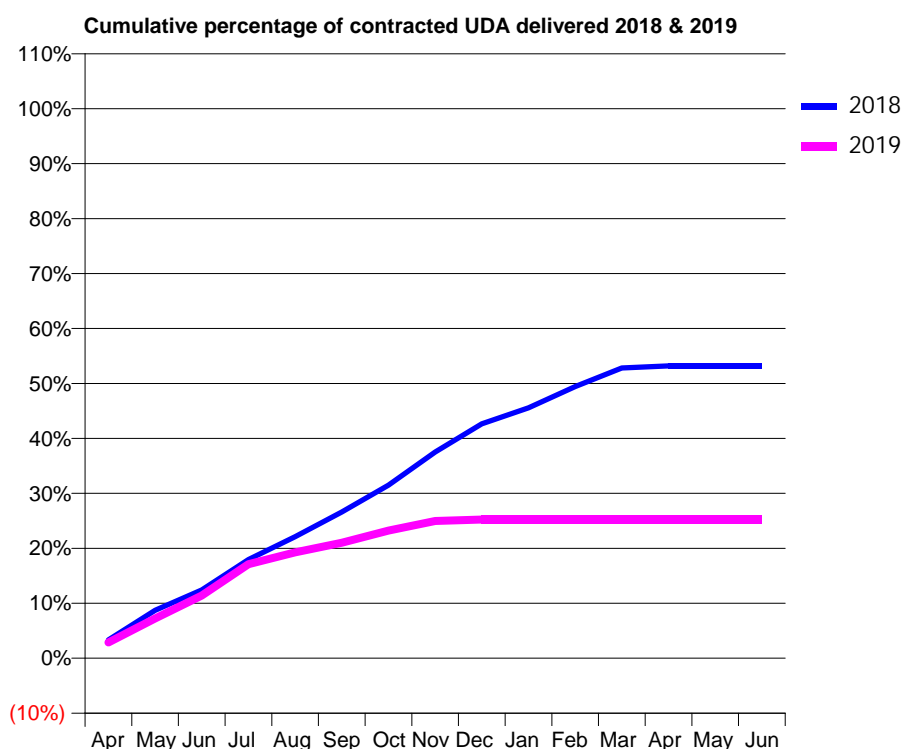
18/19 Contracted general activity (UDA)	20,175
Carry forward general activity (UDA)	0
18/19 Contracted orthodontic activity (UOA)	0
Carry forward orthodontic activity (UOA)	0
Baseline contract value	£603,314.74

### ACCESS\*

Patients seen in 24 months	Total	Change since previous quarter
Quarter ending March 2018	8,074	
Quarter ending June 2018	7,431	↓
Quarter ending September 2018	6,571	↓
Quarter ending December 2018	4,492	↓
Quarter ending March 2019	2,897	↓
<b>Variance since March 2018</b>	<b>(64.1%)</b>	<b>↓</b>



### ACTIVITY



Adjusted Scheduled Activity (UDA)		
Month	2018	2019
April	1,013	581
May	2,638	1,464
June	3,767	2,302
July	5,432	3,455
August	6,695	3,890
September	8,052	4,238
October	9,528	4,686
November	11,361	5,042
December	12,908	5,093
January	13,789	5,093
February	14,962	5,093
March	15,980	5,093
April	16,099	5,093
May	16,101	5,093
June	16,102	5,093

### QUALITY

	Quantity	Base Number	Contract	AT	Region	England
% of FP17s for the same patient ID Re-attending within 3 months - Children	24	392	6.1%	12.0%	12.3%	11.8%
% of FP17s for the same patient ID Re-attending within 3 months - Adults	234	1,597	14.7%	15.3%	15.9%	15.7%
% of FP17s for the same patient ID Re-attending between 3 & 9 months - Children	107	392	27.3%	58.5%	60.2%	58.9%
% of FP17s for the same patient ID Re-attending between 3 & 9 months - Adults	577	1,597	36.1%	51.2%	53.0%	50.8%
% of FP17s for Band 1 Urgent Courses	366	1,930	19.0%	10.7%	9.1%	9.1%
% of FP17s Relating to Free Repair or Replacements	32	1,930	1.7%	0.9%	1.0%	0.8%
% of FP17s Relating to Continuations	35	1,930	1.8%	0.9%	1.0%	0.9%
% of Patients satisfied with the dentistry they have received	0	0	N/A	94.5%	93.2%	92.5%
% of Patients satisfied with the time they had to wait for an appointment	0	0	N/A	86.4%	88.1%	87.0%

\* This is based on patients treated on this contract for their most recent course of treatment.

Figures in italics indicate the base number of FP17s or Patient Questionnaire responses are less than 100. N/A is shown where the base number of responses is less than 10 during the period. % is calculated as Quantity/Base number\*100

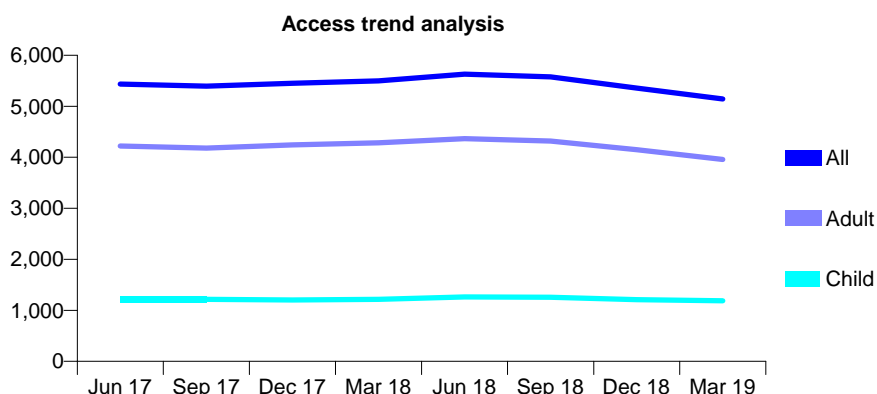
## Q47 - Vital Signs At a Glance Contract Report for 101338/0123 - Year end March 2019

Name or company name	Whitecross Dental Care Limited
Contract type name	GDS Contract
Purpose of contract	General
Contract start date	19/05/2010
Contract end date	

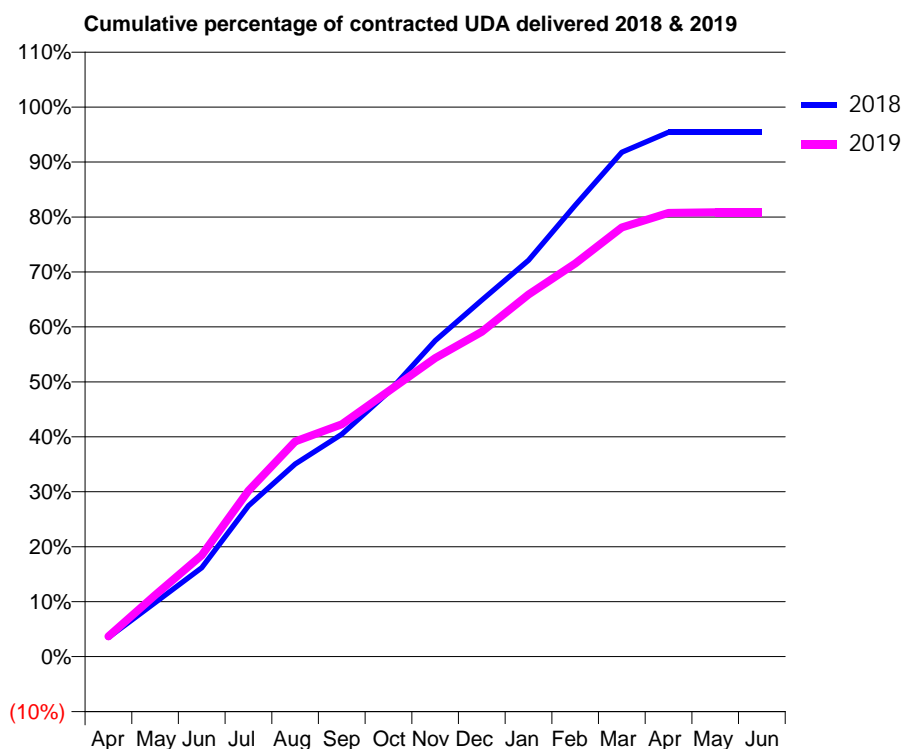
18/19 Contracted general activity (UDA)	17,100
Carry forward general activity (UDA)	0
18/19 Contracted orthodontic activity (UOA)	0
Carry forward orthodontic activity (UOA)	0
Baseline contract value	£526,366.27

### ACCESS\*

Patients seen in 24 months	Total	Change since previous quarter
Quarter ending March 2018	5,497	
Quarter ending June 2018	5,630	↑
Quarter ending September 2018	5,575	→
Quarter ending December 2018	5,358	↓
Quarter ending March 2019	5,145	↓
<b>Variance since March 2018</b>	<b>(6.4%)</b>	<b>↓</b>



### ACTIVITY



Adjusted Scheduled Activity (UDA)		
Month	2018	2019
April	595	634
May	1,682	1,917
June	2,765	3,155
July	4,696	5,166
August	5,993	6,696
September	6,920	7,228
October	8,232	8,261
November	9,833	9,290
December	11,094	10,108
January	12,330	11,269
February	14,046	12,236
March	15,691	13,353
April	16,312	13,807
May	16,315	13,825
June	16,312	13,829

### QUALITY

	Quantity	Base Number	Contract	AT	Region	England
% of FP17s for the same patient ID Re-attending within 3 months - Children	124	1,619	7.7%	12.0%	12.3%	11.8%
% of FP17s for the same patient ID Re-attending within 3 months - Adults	516	4,685	11.0%	15.3%	15.9%	15.7%
% of FP17s for the same patient ID Re-attending between 3 & 9 months - Children	934	1,619	57.7%	58.5%	60.2%	58.9%
% of FP17s for the same patient ID Re-attending between 3 & 9 months - Adults	2,284	4,685	48.8%	51.2%	53.0%	50.8%
% of FP17s for Band 1 Urgent Courses	250	6,230	4.0%	10.7%	9.1%	9.1%
% of FP17s Relating to Free Repair or Replacements	95	6,230	1.5%	0.9%	1.0%	0.8%
% of FP17s Relating to Continuations	136	6,230	2.2%	0.9%	1.0%	0.9%
% of Patients satisfied with the dentistry they have received	8	9	N/A	94.5%	93.2%	92.5%
% of Patients satisfied with the time they had to wait for an appointment	8	9	N/A	86.4%	88.1%	87.0%

\* This is based on patients treated on this contract for their most recent course of treatment.  
 Figures in italics indicate the base number of FP17s or Patient Questionnaire responses are less than 100. N/A is shown where the base number of responses is less than 10 during the period. % is calculated as Quantity/Base number\*100



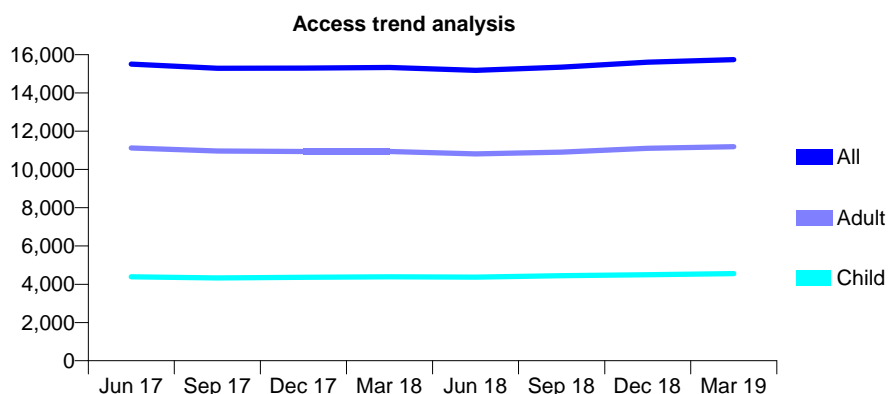
## Q47 - Vital Signs At a Glance Contract Report for 101370/0021 - Year end March 2019

Name or company name	Petrie Tucker & Partners Ltd
Contract type name	GDS Contract
Purpose of contract	General
Contract start date	01/04/2006
Contract end date	

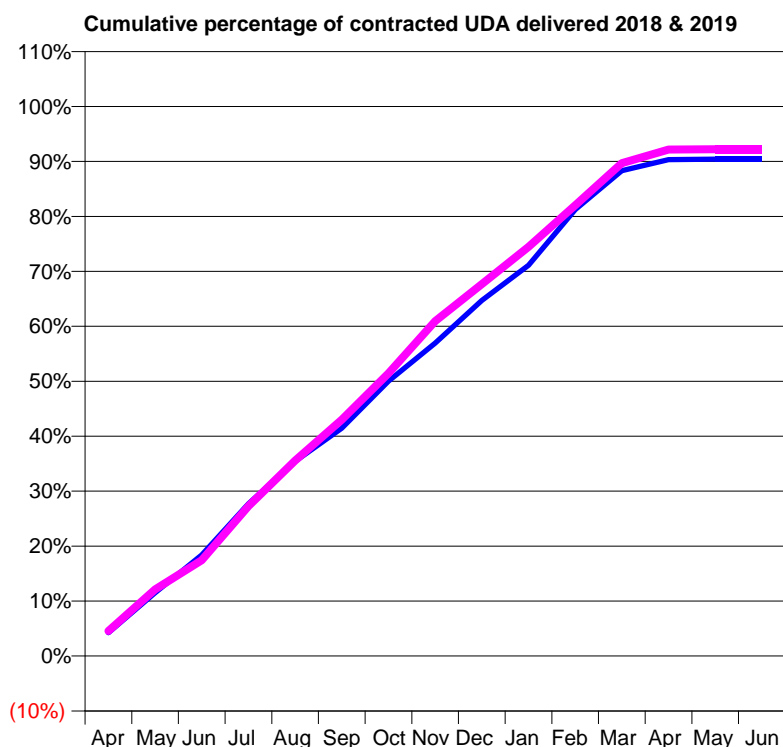
18/19 Contracted general activity (UDA)	47,600
Carry forward general activity (UDA)	0
18/19 Contracted orthodontic activity (UOA)	0
Carry forward orthodontic activity (UOA)	0
Baseline contract value	£1,297,918.10

### ACCESS\*

Patients seen in 24 months	Total	Change since previous quarter
Quarter ending March 2018	15,327	
Quarter ending June 2018	15,184	→
Quarter ending September 2018	15,351	→
Quarter ending December 2018	15,605	→
Quarter ending March 2019	15,739	→
<b>Variance since March 2018</b>	<b>2.7%</b>	<b>↑</b>



### ACTIVITY



Adjusted Scheduled Activity (UDA)		
Month	2018	2019
April	2,014	2,168
May	5,482	5,764
June	8,764	8,294
July	13,187	12,985
August	16,853	16,938
September	19,731	20,474
October	23,811	24,484
November	27,101	29,015
December	30,804	32,213
January	33,842	35,449
February	38,662	39,040
March	42,035	42,688
April	43,000	43,868
May	43,029	43,885
June	43,030	43,886

### QUALITY

	Quantity	Base Number	Contract	AT	Region	England
% of FP17s for the same patient ID Re-attending within 3 months - Children	397	6,691	5.9%	12.0%	12.3%	11.8%
% of FP17s for the same patient ID Re-attending within 3 months - Adults	1,416	13,263	10.7%	15.3%	15.9%	15.7%
% of FP17s for the same patient ID Re-attending between 3 & 9 months - Children	3,842	6,691	57.4%	58.5%	60.2%	58.9%
% of FP17s for the same patient ID Re-attending between 3 & 9 months - Adults	6,315	13,263	47.6%	51.2%	53.0%	50.8%
% of FP17s for Band 1 Urgent Courses	1,558	19,984	7.8%	10.7%	9.1%	9.1%
% of FP17s Relating to Free Repair or Replacements	94	19,984	0.5%	0.9%	1.0%	0.8%
% of FP17s Relating to Continuations	221	19,984	1.1%	0.9%	1.0%	0.9%
% of Patients satisfied with the dentistry they have received	1	1	N/A	94.5%	93.2%	92.5%
% of Patients satisfied with the time they had to wait for an appointment	1	1	N/A	86.4%	88.1%	87.0%

\* This is based on patients treated on this contract for their most recent course of treatment.

Figures in italics indicate the base number of FP17s or Patient Questionnaire responses are less than 100. N/A is shown where the base number of responses is less than 10 during the period. % is calculated as Quantity/Base number\*100

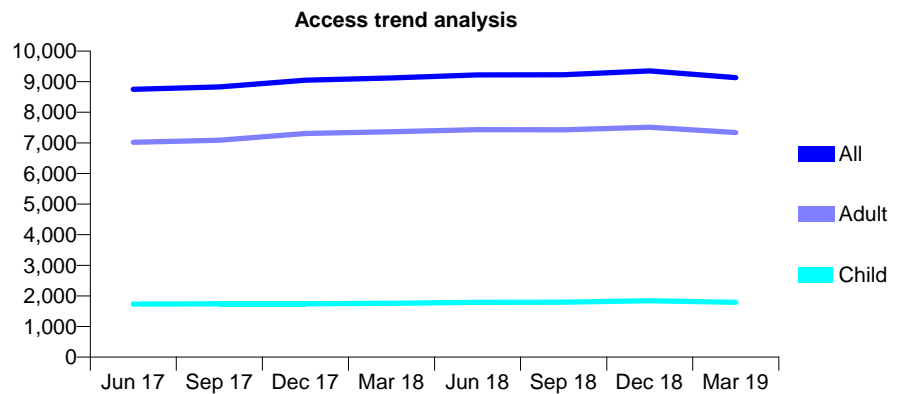
## Q47 - Vital Signs At a Glance Contract Report for 101370/0043 - Year end March 2019

Name or company name	Petrie Tucker & Partners Ltd
Contract type name	GDS Contract
Purpose of contract	General
Contract start date	01/04/2006
Contract end date	

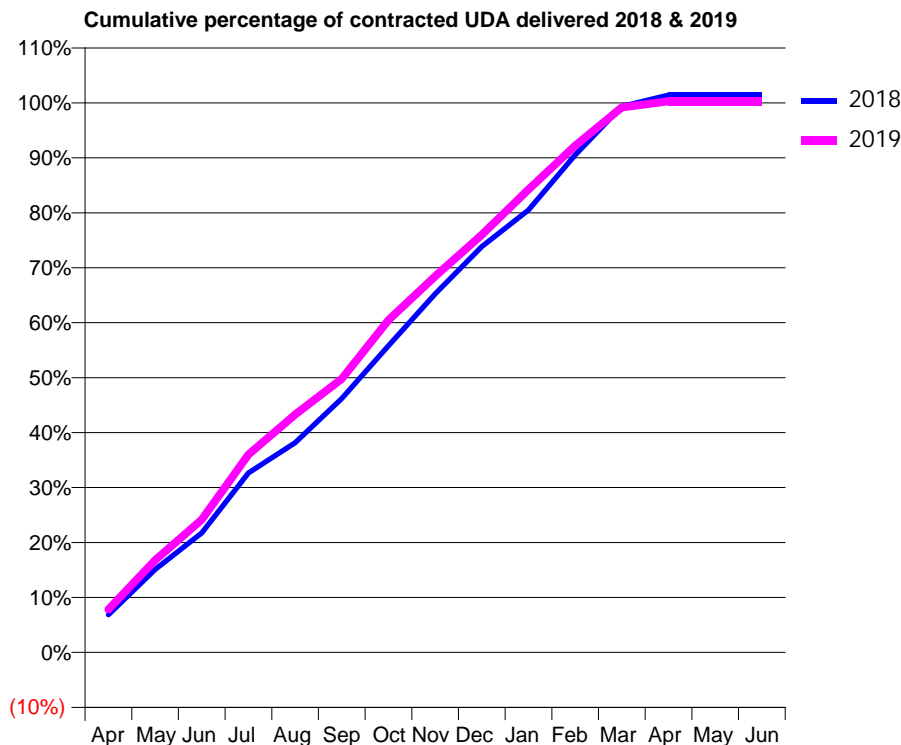
18/19 Contracted general activity (UDA)	27,015
Carry forward general activity (UDA)	-387
18/19 Contracted orthodontic activity (UOA)	0
Carry forward orthodontic activity (UOA)	0
Baseline contract value	£784,452.05

### ACCESS\*

Patients seen in 24 months	Total	Change since previous quarter
Quarter ending March 2018	9,124	
Quarter ending June 2018	9,221	→
Quarter ending September 2018	9,225	→
Quarter ending December 2018	9,351	→
Quarter ending March 2019	9,131	↓
<b>Variance since March 2018</b>	<b>0.1%</b>	<b>→</b>



### ACTIVITY



Adjusted Scheduled Activity (UDA)		
Month	2018	2019
April	1,852	2,112
May	4,080	4,533
June	5,870	6,526
July	8,825	9,730
August	10,310	11,697
September	12,478	13,450
October	15,075	16,340
November	17,624	18,492
December	19,949	20,530
January	21,749	22,759
February	24,453	24,916
March	26,834	26,789
April	27,402	27,093
May	27,402	27,091
June	27,402	27,091

### QUALITY

	Quantity	Base Number	Contract	AT	Region	England
% of FP17s for the same patient ID Re-attending within 3 months - Children	127	2,417	5.3%	12.0%	12.3%	11.8%
% of FP17s for the same patient ID Re-attending within 3 months - Adults	1,061	9,406	11.3%	15.3%	15.9%	15.7%
% of FP17s for the same patient ID Re-attending between 3 & 9 months - Children	1,344	2,417	55.6%	58.5%	60.2%	58.9%
% of FP17s for the same patient ID Re-attending between 3 & 9 months - Adults	5,109	9,406	54.3%	51.2%	53.0%	50.8%
% of FP17s for Band 1 Urgent Courses	737	11,698	6.3%	10.7%	9.1%	9.1%
% of FP17s Relating to Free Repair or Replacements	115	11,698	1.0%	0.9%	1.0%	0.8%
% of FP17s Relating to Continuations	217	11,698	1.9%	0.9%	1.0%	0.9%
% of Patients satisfied with the dentistry they have received	6	6	N/A	94.5%	93.2%	92.5%
% of Patients satisfied with the time they had to wait for an appointment	6	6	N/A	86.4%	88.1%	87.0%

\* This is based on patients treated on this contract for their most recent course of treatment. Figures in italics indicate the base number of FP17s or Patient Questionnaire responses are less than 100. N/A is shown where the base number of responses is less than 10 during the period. % is calculated as Quantity/Base number\*100

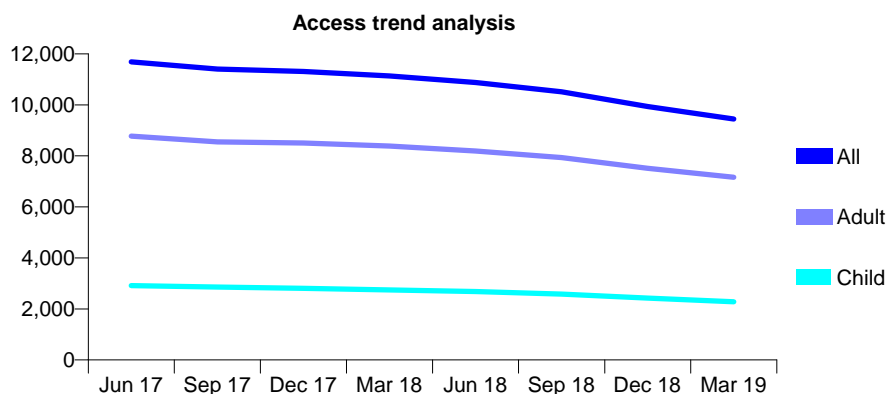
## Q47 - Vital Signs At a Glance Contract Report for 101370/0084 - Year end March 2019

Name or company name	Petrie Tucker & Partners Ltd
Contract type name	GDS Contract
Purpose of contract	General
Contract start date	01/04/2007
Contract end date	

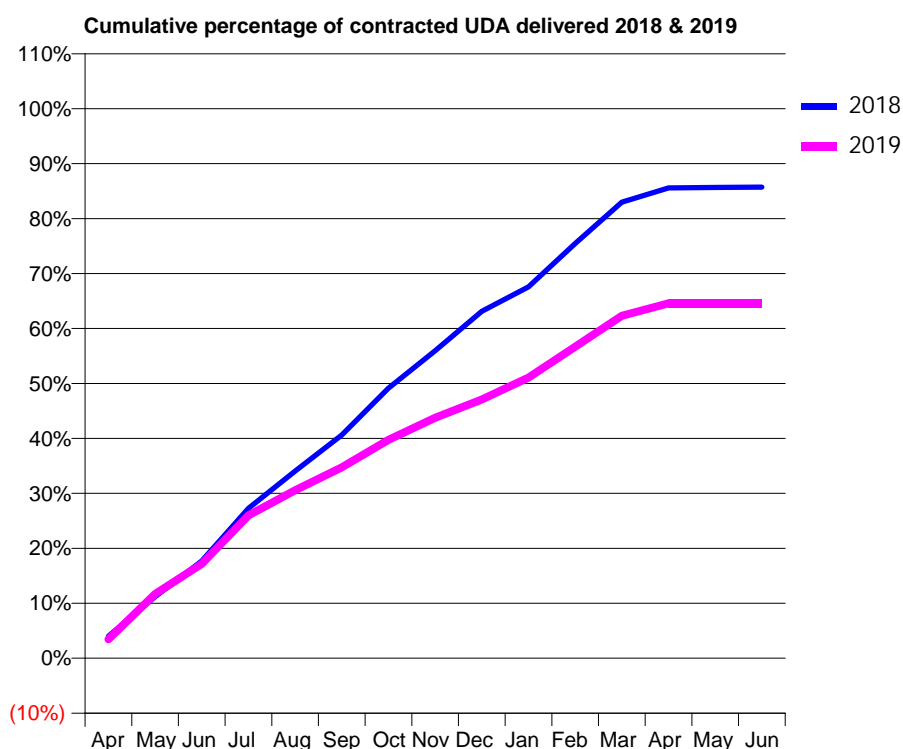
18/19 Contracted general activity (UDA)	33,780
Carry forward general activity (UDA)	0
18/19 Contracted orthodontic activity (UOA)	0
Carry forward orthodontic activity (UOA)	0
Baseline contract value	£1,050,469.52

### ACCESS\*

Patients seen in 24 months	Total	Change since previous quarter
Quarter ending March 2018	11,133	
Quarter ending June 2018	10,876	↓
Quarter ending September 2018	10,515	↓
Quarter ending December 2018	9,939	↓
Quarter ending March 2019	9,445	↓
<b>Variance since March 2018</b>	<b>(15.2%)</b>	<b>↓</b>



### ACTIVITY



Adjusted Scheduled Activity (UDA)		
Month	2018	2019
April	1,360	1,167
May	3,780	3,946
June	5,981	5,801
July	9,214	8,785
August	11,504	10,324
September	13,718	11,737
October	16,607	13,426
November	18,905	14,781
December	21,329	15,907
January	22,823	17,253
February	25,486	19,157
March	28,031	21,048
April	28,905	21,821
May	28,938	21,821
June	28,959	21,820

### QUALITY

	Quantity	Base Number	Contract	AT	Region	England
% of FP17s for the same patient ID Re-attending within 3 months - Children	173	2,564	6.7%	12.0%	12.3%	11.8%
% of FP17s for the same patient ID Re-attending within 3 months - Adults	846	7,547	11.2%	15.3%	15.9%	15.7%
% of FP17s for the same patient ID Re-attending between 3 & 9 months - Children	1,017	2,564	39.7%	58.5%	60.2%	58.9%
% of FP17s for the same patient ID Re-attending between 3 & 9 months - Adults	2,831	7,547	37.5%	51.2%	53.0%	50.8%
% of FP17s for Band 1 Urgent Courses	914	10,080	9.1%	10.7%	9.1%	9.1%
% of FP17s Relating to Free Repair or Replacements	101	10,080	1.0%	0.9%	1.0%	0.8%
% of FP17s Relating to Continuations	233	10,080	2.3%	0.9%	1.0%	0.9%
% of Patients satisfied with the dentistry they have received	3	3	N/A	94.5%	93.2%	92.5%
% of Patients satisfied with the time they had to wait for an appointment	3	3	N/A	86.4%	88.1%	87.0%

\* This is based on patients treated on this contract for their most recent course of treatment. Figures in italics indicate the base number of FP17s or Patient Questionnaire responses are less than 100. N/A is shown where the base number of responses is less than 10 during the period. % is calculated as Quantity/Base number\*100

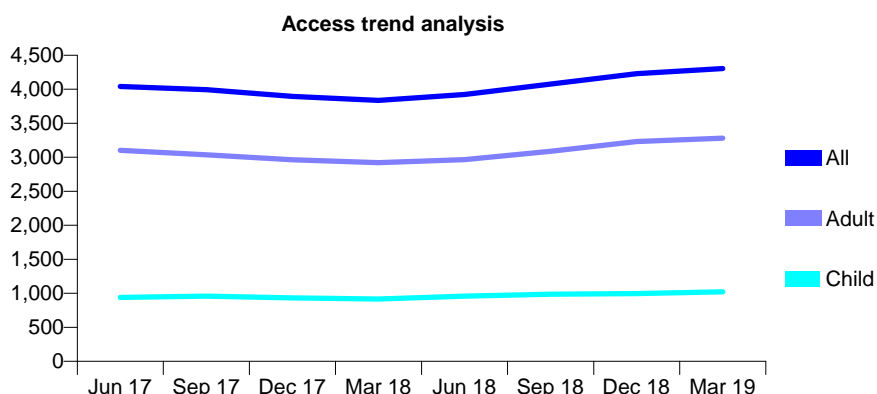
## Q47 - Vital Signs At a Glance Contract Report for 101435/0096 - Year end March 2019

Name or company name	IDH Limited
Contract type name	GDS Contract
Purpose of contract	General
Contract start date	25/04/2008
Contract end date	

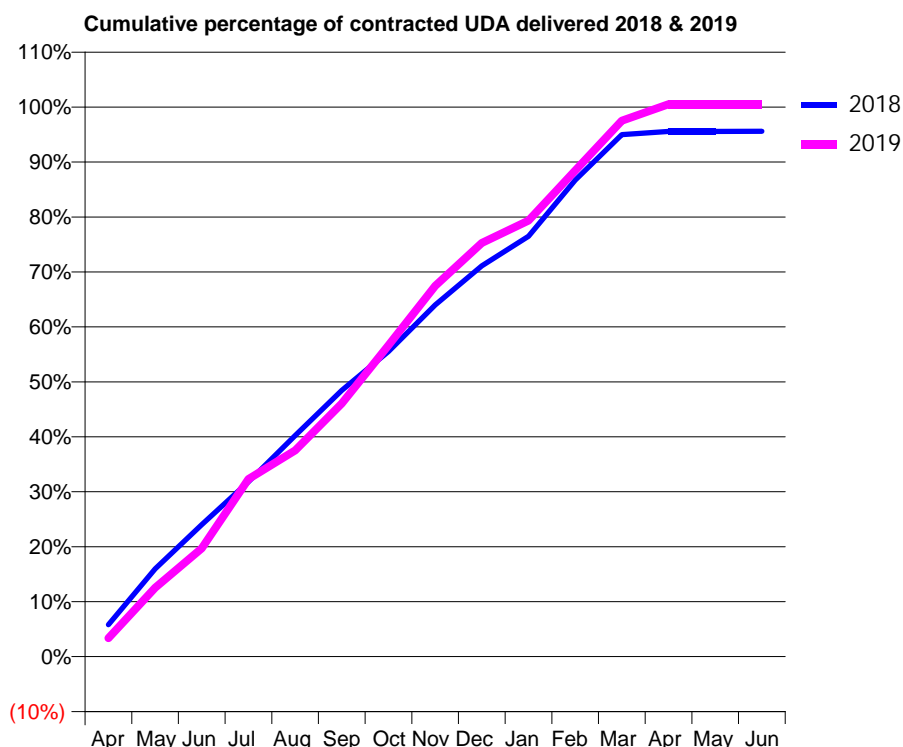
18/19 Contracted general activity (UDA)	14,432
Carry forward general activity (UDA)	0
18/19 Contracted orthodontic activity (UOA)	0
Carry forward orthodontic activity (UOA)	0
Baseline contract value	£362,444.45

### ACCESS\*

Patients seen in 24 months	Total	Change since previous quarter
Quarter ending March 2018	3,837	
Quarter ending June 2018	3,923	↑
Quarter ending September 2018	4,076	↑
Quarter ending December 2018	4,230	↑
Quarter ending March 2019	4,304	→
<b>Variance since March 2018</b>	<b>12.2%</b>	<b>↑</b>



### ACTIVITY



Adjusted Scheduled Activity (UDA)		
Month	2018	2019
April	840	484
May	2,306	1,810
June	3,465	2,841
July	4,593	4,662
August	5,808	5,416
September	6,992	6,647
October	8,011	8,175
November	9,237	9,738
December	10,264	10,864
January	11,036	11,451
February	12,513	12,768
March	13,710	14,074
April	13,795	14,505
May	13,794	14,507
June	13,797	14,507

### QUALITY

	Quantity	Base Number	Contract	AT	Region	England
% of FP17s for the same patient ID Re-attending within 3 months - Children	69	1,222	5.6%	12.0%	12.3%	11.8%
% of FP17s for the same patient ID Re-attending within 3 months - Adults	488	3,666	13.3%	15.3%	15.9%	15.7%
% of FP17s for the same patient ID Re-attending between 3 & 9 months - Children	452	1,222	37.0%	58.5%	60.2%	58.9%
% of FP17s for the same patient ID Re-attending between 3 & 9 months - Adults	1,370	3,666	37.4%	51.2%	53.0%	50.8%
% of FP17s for Band 1 Urgent Courses	367	5,041	7.3%	10.7%	9.1%	9.1%
% of FP17s Relating to Free Repair or Replacements	57	5,041	1.1%	0.9%	1.0%	0.8%
% of FP17s Relating to Continuations	96	5,041	1.9%	0.9%	1.0%	0.9%
% of Patients satisfied with the dentistry they have received	2	2	N/A	94.5%	93.2%	92.5%
% of Patients satisfied with the time they had to wait for an appointment	2	2	N/A	86.4%	88.1%	87.0%

\* This is based on patients treated on this contract for their most recent course of treatment.  
 Figures in *italics* indicate the base number of FP17s or Patient Questionnaire responses are less than 100. N/A is shown where the base number of responses is less than 10 during the period. % is calculated as Quantity/Base number\*100

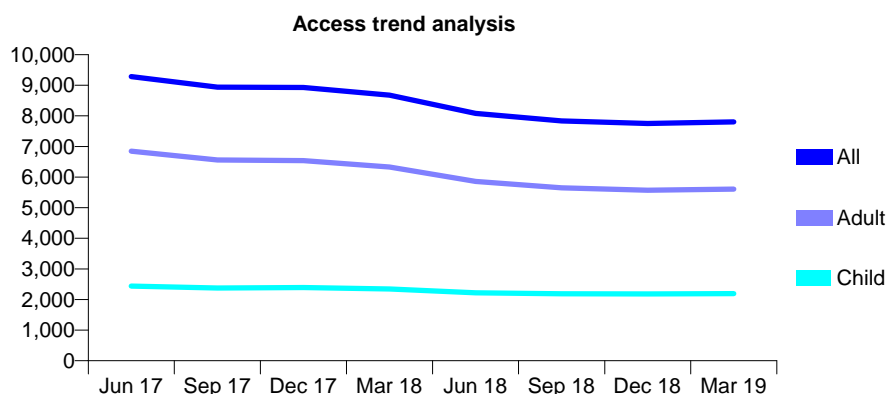
## Q47 - Vital Signs At a Glance Contract Report for 101435/0097 - Year end March 2019

Name or company name	Towngate Leyland Dental Practice Partners
Contract type name	GDS Contract
Purpose of contract	General
Contract start date	07/05/2008
Contract end date	

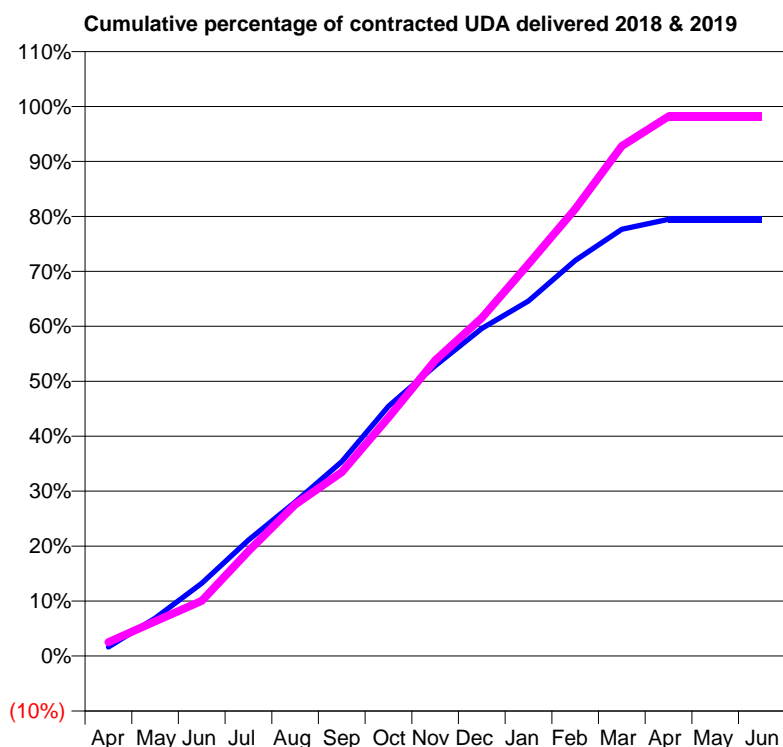
18/19 Contracted general activity (UDA)	25,500
Carry forward general activity (UDA)	0
18/19 Contracted orthodontic activity (UOA)	0
Carry forward orthodontic activity (UOA)	0
Baseline contract value	£579,546.23

### ACCESS\*

Patients seen in 24 months	Total	Change since previous quarter
Quarter ending March 2018	8,677	
Quarter ending June 2018	8,079	↓
Quarter ending September 2018	7,837	↓
Quarter ending December 2018	7,753	↓
Quarter ending March 2019	7,801	→
<b>Variance since March 2018</b>	<b>(10.1%)</b>	<b>↓</b>



### ACTIVITY



Adjusted Scheduled Activity (UDA)		
Month	2018	2019
April	423	643
May	1,761	1,603
June	3,378	2,559
July	5,382	4,869
August	7,151	7,027
September	9,018	8,532
October	11,588	11,066
November	13,467	13,720
December	15,204	15,692
January	16,478	18,190
February	18,354	20,746
March	19,800	23,669
April	20,262	25,040
May	20,264	25,039
June	20,265	25,039

### QUALITY

	Quantity	Base Number	Contract	AT	Region	England
% of FP17s for the same patient ID Re-attending within 3 months - Children	218	3,079	7.1%	12.0%	12.3%	11.8%
% of FP17s for the same patient ID Re-attending within 3 months - Adults	909	7,163	12.7%	15.3%	15.9%	15.7%
% of FP17s for the same patient ID Re-attending between 3 & 9 months - Children	1,462	3,079	47.5%	58.5%	60.2%	58.9%
% of FP17s for the same patient ID Re-attending between 3 & 9 months - Adults	3,146	7,163	43.9%	51.2%	53.0%	50.8%
% of FP17s for Band 1 Urgent Courses	691	10,464	6.6%	10.7%	9.1%	9.1%
% of FP17s Relating to Free Repair or Replacements	68	10,464	0.6%	0.9%	1.0%	0.8%
% of FP17s Relating to Continuations	222	10,464	2.1%	0.9%	1.0%	0.9%
% of Patients satisfied with the dentistry they have received	9	9	N/A	94.5%	93.2%	92.5%
% of Patients satisfied with the time they had to wait for an appointment	8	9	N/A	86.4%	88.1%	87.0%

\* This is based on patients treated on this contract for their most recent course of treatment.

Figures in italics indicate the base number of FP17s or Patient Questionnaire responses are less than 100. N/A is shown where the base number of responses is less than 10 during the period. % is calculated as Quantity/Base number\*100

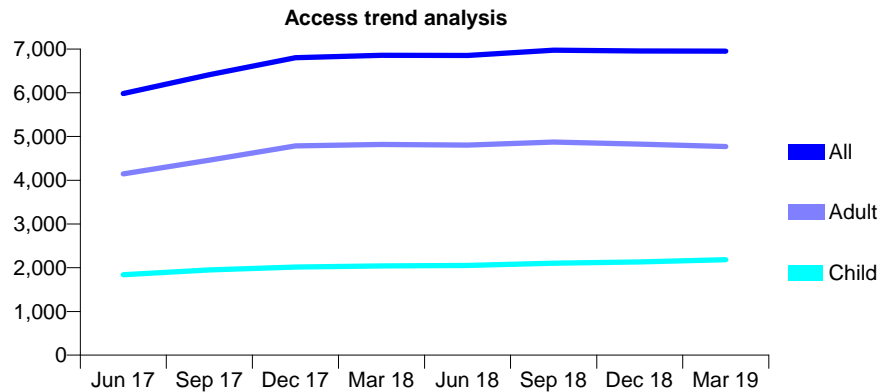
## Q47 - Vital Signs At a Glance Contract Report for 101435/0144 - Year end March 2019

Name or company name	IDH Limited
Contract type name	GDS Contract
Purpose of contract	General
Contract start date	01/12/2012
Contract end date	

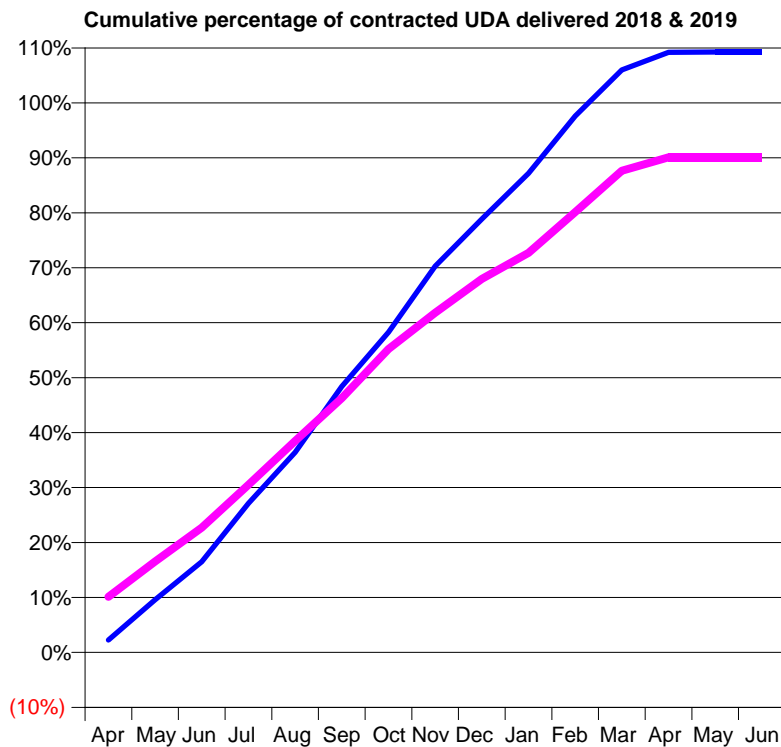
18/19 Contracted general activity (UDA)	17,890
Carry forward general activity (UDA)	-1,294
18/19 Contracted orthodontic activity (UOA)	0
Carry forward orthodontic activity (UOA)	0
Baseline contract value	£529,016.28

### ACCESS\*

Patients seen in 24 months	Total	Change since previous quarter
Quarter ending March 2018	6,857	
Quarter ending June 2018	6,854	→
Quarter ending September 2018	6,975	→
Quarter ending December 2018	6,957	→
Quarter ending March 2019	6,954	→
<b>Variance since March 2018</b>	<b>1.4%</b>	<b>→</b>



### ACTIVITY



Adjusted Scheduled Activity (UDA)		
Month	2018	2019
April	319	1,811
May	1,342	2,964
June	2,311	4,059
July	3,795	5,459
August	5,094	6,887
September	6,769	8,279
October	8,148	9,875
November	9,835	11,058
December	11,032	12,159
January	12,198	13,008
February	13,656	14,337
March	14,828	15,681
April	15,275	16,118
May	15,283	16,118
June	15,284	16,118

### QUALITY

	Quantity	Base Number	Contract	AT	Region	England
% of FP17s for the same patient ID Re-attending within 3 months - Children	115	2,699	4.3%	12.0%	12.3%	11.8%
% of FP17s for the same patient ID Re-attending within 3 months - Adults	446	5,227	8.5%	15.3%	15.9%	15.7%
% of FP17s for the same patient ID Re-attending between 3 & 9 months - Children	1,193	2,699	44.2%	58.5%	60.2%	58.9%
% of FP17s for the same patient ID Re-attending between 3 & 9 months - Adults	1,956	5,227	37.4%	51.2%	53.0%	50.8%
% of FP17s for Band 1 Urgent Courses	428	7,921	5.4%	10.7%	9.1%	9.1%
% of FP17s Relating to Free Repair or Replacements	36	7,921	0.5%	0.9%	1.0%	0.8%
% of FP17s Relating to Continuations	71	7,921	0.9%	0.9%	1.0%	0.9%
% of Patients satisfied with the dentistry they have received	4	4	N/A	94.5%	93.2%	92.5%
% of Patients satisfied with the time they had to wait for an appointment	4	4	N/A	86.4%	88.1%	87.0%

\* This is based on patients treated on this contract for their most recent course of treatment. Figures in italics indicate the base number of FP17s or Patient Questionnaire responses are less than 100. N/A is shown where the base number of responses is less than 10 during the period. % is calculated as Quantity/Base number\*100

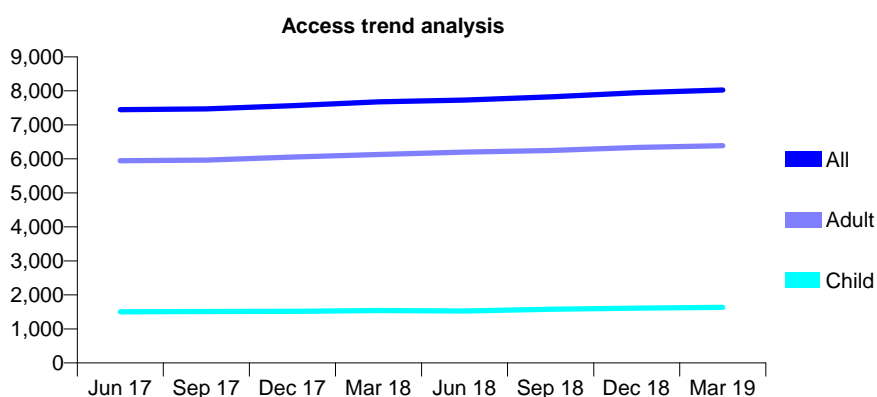
## Q47 - Vital Signs At a Glance Contract Report for 102350/0001 - Year end March 2019

Name or company name	Thandi, Chana and Dehal
Contract type name	GDS Contract
Purpose of contract	General
Contract start date	01/04/2006
Contract end date	

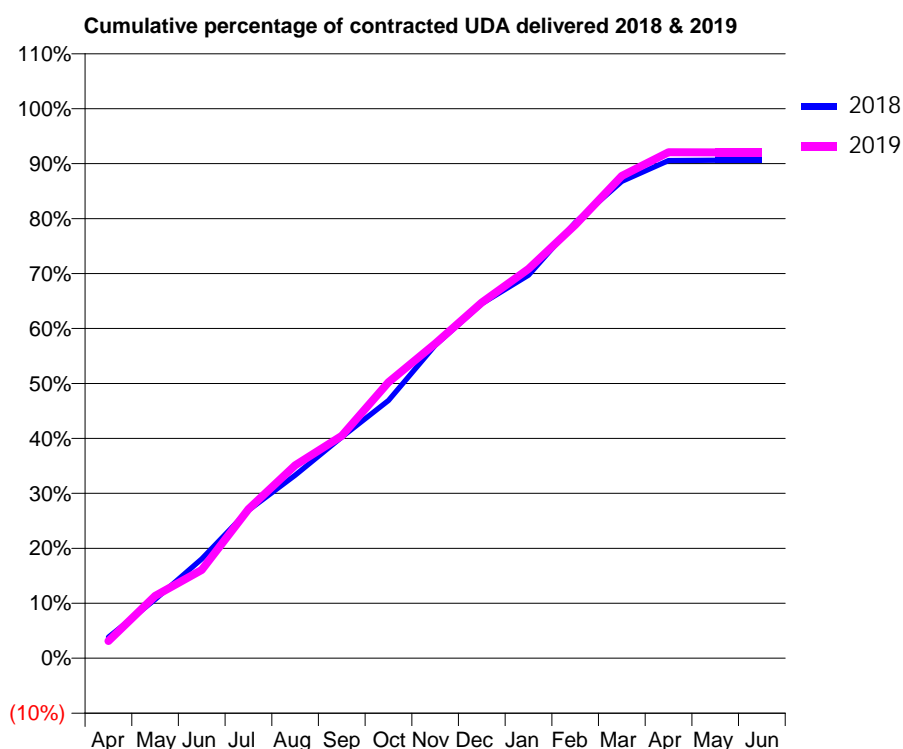
18/19 Contracted general activity (UDA)	24,000
Carry forward general activity (UDA)	0
18/19 Contracted orthodontic activity (UOA)	0
Carry forward orthodontic activity (UOA)	0
Baseline contract value	£592,234.32

### ACCESS\*

Patients seen in 24 months	Total	Change since previous quarter
Quarter ending March 2018	7,675	
Quarter ending June 2018	7,729	→
Quarter ending September 2018	7,822	→
Quarter ending December 2018	7,946	→
Quarter ending March 2019	8,025	→
<b>Variance since March 2018</b>	<b>4.6%</b>	<b>↑</b>



### ACTIVITY



Adjusted Scheduled Activity (UDA)		
Month	2018	2019
April	925	753
May	2,571	2,723
June	4,335	3,859
July	6,463	6,509
August	7,993	8,427
September	9,661	9,713
October	11,252	12,053
November	13,663	13,734
December	15,483	15,538
January	16,730	17,002
February	19,028	18,927
March	20,823	21,063
April	21,735	22,095
May	21,748	22,089
June	21,745	22,086

### QUALITY

	Quantity	Base Number	Contract	AT	Region	England
% of FP17s for the same patient ID Re-attending within 3 months - Children	217	2,606	8.3%	12.0%	12.3%	11.8%
% of FP17s for the same patient ID Re-attending within 3 months - Adults	1,271	9,372	13.6%	15.3%	15.9%	15.7%
% of FP17s for the same patient ID Re-attending between 3 & 9 months - Children	1,689	2,606	64.8%	58.5%	60.2%	58.9%
% of FP17s for the same patient ID Re-attending between 3 & 9 months - Adults	5,300	9,372	56.6%	51.2%	53.0%	50.8%
% of FP17s for Band 1 Urgent Courses	841	11,976	7.0%	10.7%	9.1%	9.1%
% of FP17s Relating to Free Repair or Replacements	175	11,976	1.5%	0.9%	1.0%	0.8%
% of FP17s Relating to Continuations	64	11,976	0.5%	0.9%	1.0%	0.9%
% of Patients satisfied with the dentistry they have received	12	12	100.0%	94.5%	93.2%	92.5%
% of Patients satisfied with the time they had to wait for an appointment	11	12	91.7%	86.4%	88.1%	87.0%

\* This is based on patients treated on this contract for their most recent course of treatment. Figures in italics indicate the base number of FP17s or Patient Questionnaire responses are less than 100. N/A is shown where the base number of responses is less than 10 during the period. % is calculated as Quantity/Base number\*100



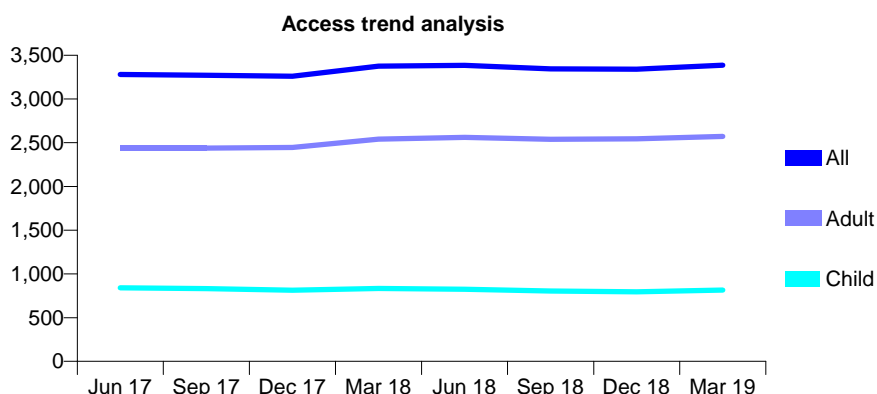
## Q47 - Vital Signs At a Glance Contract Report for 103578/0001 - Year end March 2019

Name or company name	Lostock Hall Dental Care Ltd
Contract type name	GDS Contract
Purpose of contract	General
Contract start date	01/11/2009
Contract end date	

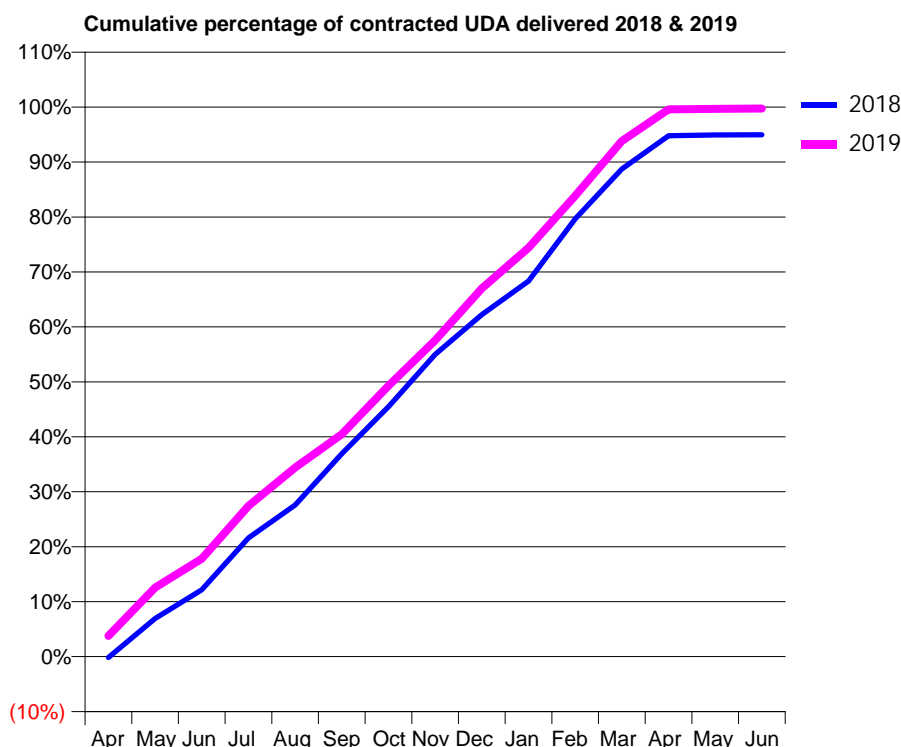
18/19 Contracted general activity (UDA)	9,683
Carry forward general activity (UDA)	0
18/19 Contracted orthodontic activity (UOA)	0
Carry forward orthodontic activity (UOA)	0
Baseline contract value	£267,354.59

### ACCESS\*

Patients seen in 24 months	Total	Change since previous quarter
Quarter ending March 2018	3,375	
Quarter ending June 2018	3,385	→
Quarter ending September 2018	3,344	↓
Quarter ending December 2018	3,341	→
Quarter ending March 2019	3,387	→
<b>Variance since March 2018</b>	<b>0.4%</b>	<b>→</b>



### ACTIVITY



Adjusted Scheduled Activity (UDA)		
Month	2018	2019
April	-17	366
May	674	1,219
June	1,178	1,723
July	2,091	2,655
August	2,673	3,330
September	3,575	3,919
October	4,401	4,773
November	5,327	5,575
December	6,026	6,488
January	6,616	7,203
February	7,712	8,120
March	8,592	9,084
April	9,176	9,643
May	9,192	9,653
June	9,194	9,656

### QUALITY

	Quantity	Base Number	Contract	AT	Region	England
% of FP17s for the same patient ID Re-attending within 3 months - Children	77	1,279	6.0%	12.0%	12.3%	11.8%
% of FP17s for the same patient ID Re-attending within 3 months - Adults	592	3,950	15.0%	15.3%	15.9%	15.7%
% of FP17s for the same patient ID Re-attending between 3 & 9 months - Children	844	1,279	66.0%	58.5%	60.2%	58.9%
% of FP17s for the same patient ID Re-attending between 3 & 9 months - Adults	2,441	3,950	61.8%	51.2%	53.0%	50.8%
% of FP17s for Band 1 Urgent Courses	344	5,232	6.6%	10.7%	9.1%	9.1%
% of FP17s Relating to Free Repair or Replacements	75	5,232	1.4%	0.9%	1.0%	0.8%
% of FP17s Relating to Continuations	33	5,232	0.6%	0.9%	1.0%	0.9%
% of Patients satisfied with the dentistry they have received	1	1	N/A	94.5%	93.2%	92.5%
% of Patients satisfied with the time they had to wait for an appointment	1	1	N/A	86.4%	88.1%	87.0%

\* This is based on patients treated on this contract for their most recent course of treatment.  
 Figures in *italics* indicate the base number of FP17s or Patient Questionnaire responses are less than 100. N/A is shown where the base number of responses is less than 10 during the period. % is calculated as Quantity/Base number\*100

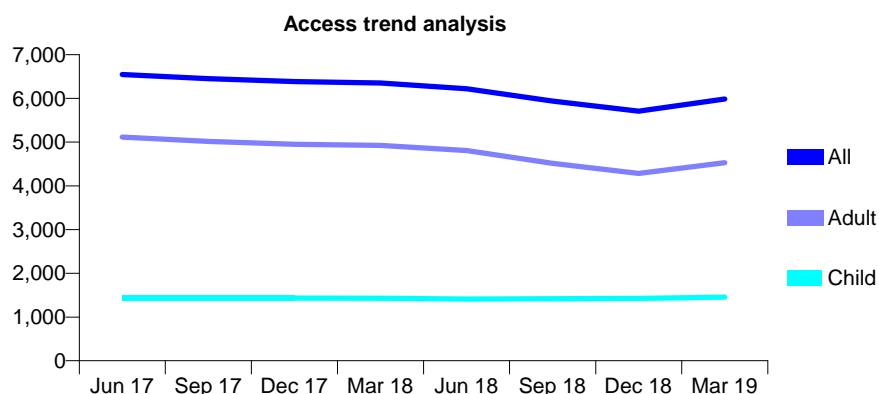
## Q47 - Vital Signs At a Glance Contract Report for 105198/0001 - Year end March 2019

Name or company name	Stacksteads Dental Practice
Contract type name	GDS Contract
Purpose of contract	General
Contract start date	01/04/2009
Contract end date	

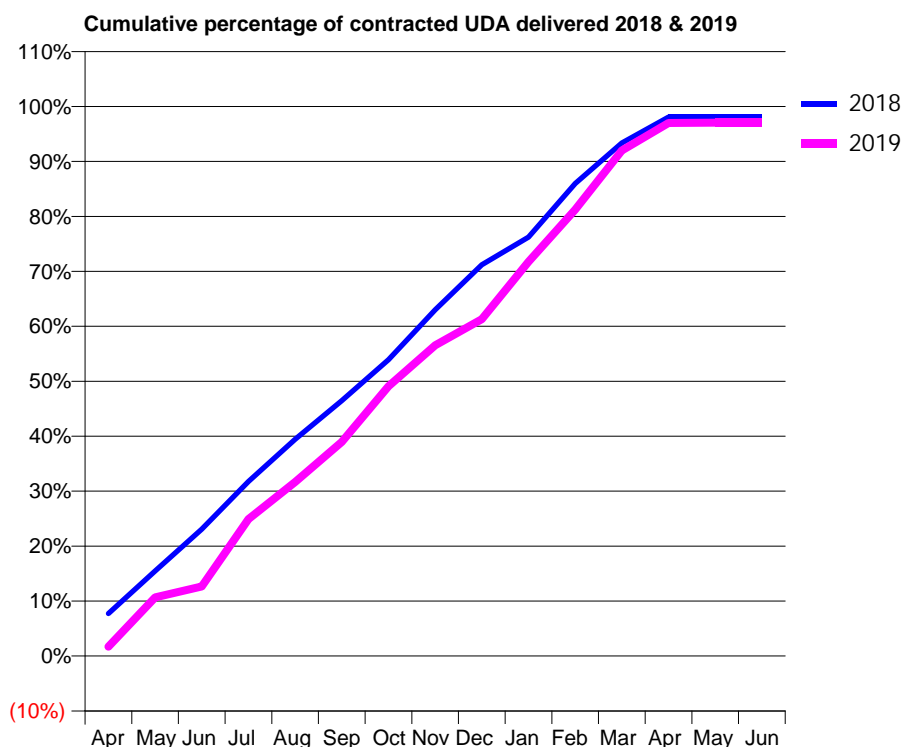
18/19 Contracted general activity (UDA)	18,100
Carry forward general activity (UDA)	350
18/19 Contracted orthodontic activity (UOA)	0
Carry forward orthodontic activity (UOA)	0
Baseline contract value	£562,717.46

### ACCESS\*

Patients seen in 24 months	Total	Change since previous quarter
Quarter ending March 2018	6,351	
Quarter ending June 2018	6,221	↓
Quarter ending September 2018	5,936	↓
Quarter ending December 2018	5,709	↓
Quarter ending March 2019	5,985	↑
<b>Variance since March 2018</b>	<b>(5.8%)</b>	<b>↓</b>



### ACTIVITY



Adjusted Scheduled Activity (UDA)		
Month	2018	2019
April	1,400	310
May	2,802	1,937
June	4,181	2,291
July	5,747	4,507
August	7,142	5,732
September	8,410	7,053
October	9,757	8,883
November	11,405	10,236
December	12,884	11,094
January	13,797	12,986
February	15,566	14,703
March	16,894	16,649
April	17,751	17,554
May	17,751	17,569
June	17,750	17,569

### QUALITY

	Quantity	Base Number	Contract	AT	Region	England
% of FP17s for the same patient ID Re-attending within 3 months - Children	285	2,655	10.7%	12.0%	12.3%	11.8%
% of FP17s for the same patient ID Re-attending within 3 months - Adults	1,052	7,353	14.3%	15.3%	15.9%	15.7%
% of FP17s for the same patient ID Re-attending between 3 & 9 months - Children	1,685	2,655	63.5%	58.5%	60.2%	58.9%
% of FP17s for the same patient ID Re-attending between 3 & 9 months - Adults	4,530	7,353	61.6%	51.2%	53.0%	50.8%
% of FP17s for Band 1 Urgent Courses	663	10,106	6.6%	10.7%	9.1%	9.1%
% of FP17s Relating to Free Repair or Replacements	59	10,106	0.6%	0.9%	1.0%	0.8%
% of FP17s Relating to Continuations	51	10,106	0.5%	0.9%	1.0%	0.9%
% of Patients satisfied with the dentistry they have received	2	2	N/A	94.5%	93.2%	92.5%
% of Patients satisfied with the time they had to wait for an appointment	2	2	N/A	86.4%	88.1%	87.0%

\* This is based on patients treated on this contract for their most recent course of treatment.

Figures in italics indicate the base number of FP17s or Patient Questionnaire responses are less than 100. N/A is shown where the base number of responses is less than 10 during the period. % is calculated as Quantity/Base number\*100

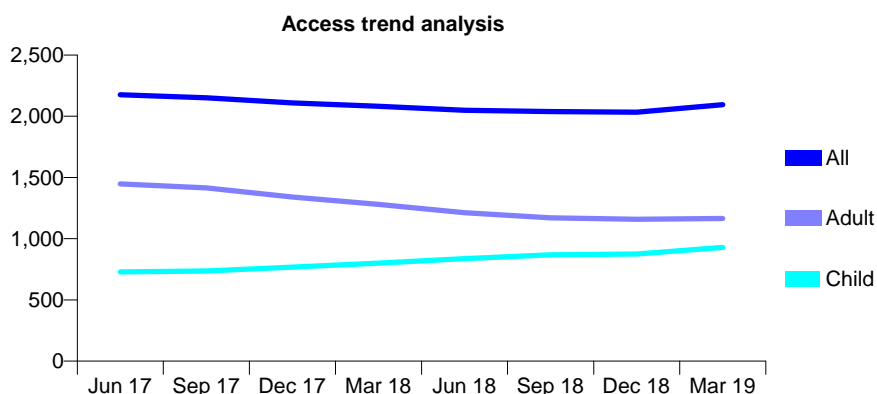
## Q47 - Vital Signs At a Glance Contract Report for 105406/0001 - Year end March 2019

Name or company name	Clayton Brook Dental Surgery
Contract type name	GDS Contract
Purpose of contract	General
Contract start date	01/06/2010
Contract end date	

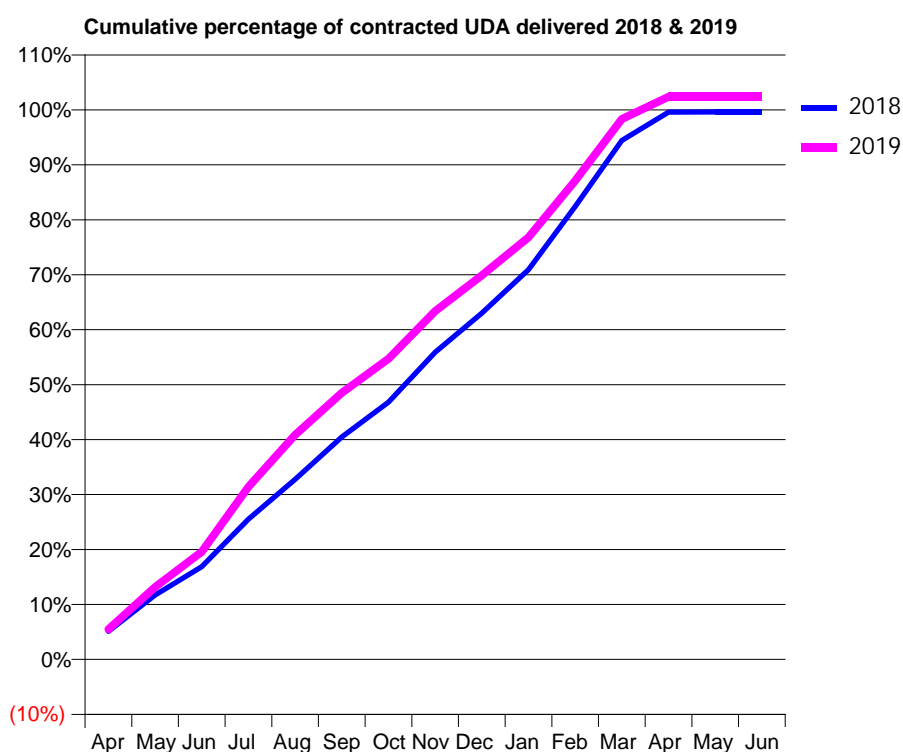
18/19 Contracted general activity (UDA)	7,000
Carry forward general activity (UDA)	28
18/19 Contracted orthodontic activity (UOA)	0
Carry forward orthodontic activity (UOA)	0
Baseline contract value	£142,907.94

### ACCESS\*

Patients seen in 24 months	Total	Change since previous quarter
Quarter ending March 2018	2,082	
Quarter ending June 2018	2,049	↓
Quarter ending September 2018	2,039	→
Quarter ending December 2018	2,033	→
Quarter ending March 2019	2,094	↑
<b>Variance since March 2018</b>	<b>0.6%</b>	<b>→</b>



### ACTIVITY



Adjusted Scheduled Activity (UDA)		
Month	2018	2019
April	357	384
May	822	923
June	1,181	1,371
July	1,788	2,200
August	2,295	2,862
September	2,833	3,394
October	3,277	3,830
November	3,913	4,435
December	4,410	4,891
January	4,965	5,378
February	5,770	6,099
March	6,611	6,884
April	6,971	7,166
May	6,972	7,166
June	6,972	7,166

### QUALITY

	Quantity	Base Number	Contract	AT	Region	England
% of FP17s for the same patient ID Re-attending within 3 months - Children	266	1,871	14.2%	12.0%	12.3%	11.8%
% of FP17s for the same patient ID Re-attending within 3 months - Adults	393	1,788	22.0%	15.3%	15.9%	15.7%
% of FP17s for the same patient ID Re-attending between 3 & 9 months - Children	1,189	1,871	63.5%	58.5%	60.2%	58.9%
% of FP17s for the same patient ID Re-attending between 3 & 9 months - Adults	894	1,788	50.0%	51.2%	53.0%	50.8%
% of FP17s for Band 1 Urgent Courses	196	3,593	5.5%	10.7%	9.1%	9.1%
% of FP17s Relating to Free Repair or Replacements	65	3,593	1.8%	0.9%	1.0%	0.8%
% of FP17s Relating to Continuations	137	3,593	3.8%	0.9%	1.0%	0.9%
% of Patients satisfied with the dentistry they have received	0	0	N/A	94.5%	93.2%	92.5%
% of Patients satisfied with the time they had to wait for an appointment	0	0	N/A	86.4%	88.1%	87.0%

\* This is based on patients treated on this contract for their most recent course of treatment. Figures in italics indicate the base number of FP17s or Patient Questionnaire responses are less than 100. N/A is shown where the base number of responses is less than 10 during the period. % is calculated as Quantity/Base number\*100

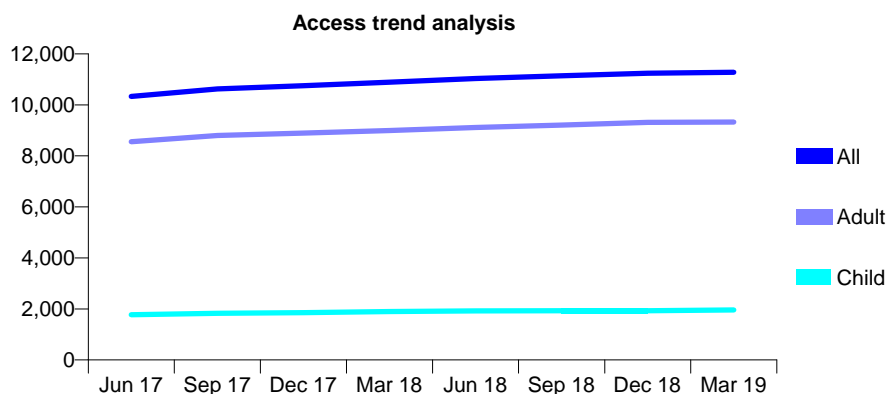
## Q47 - Vital Signs At a Glance Contract Report for 106984/0002 - Year end March 2019

Name or company name	Ravat & Ray Dental Care
Contract type name	GDS Contract
Purpose of contract	General
Contract start date	01/09/2009
Contract end date	

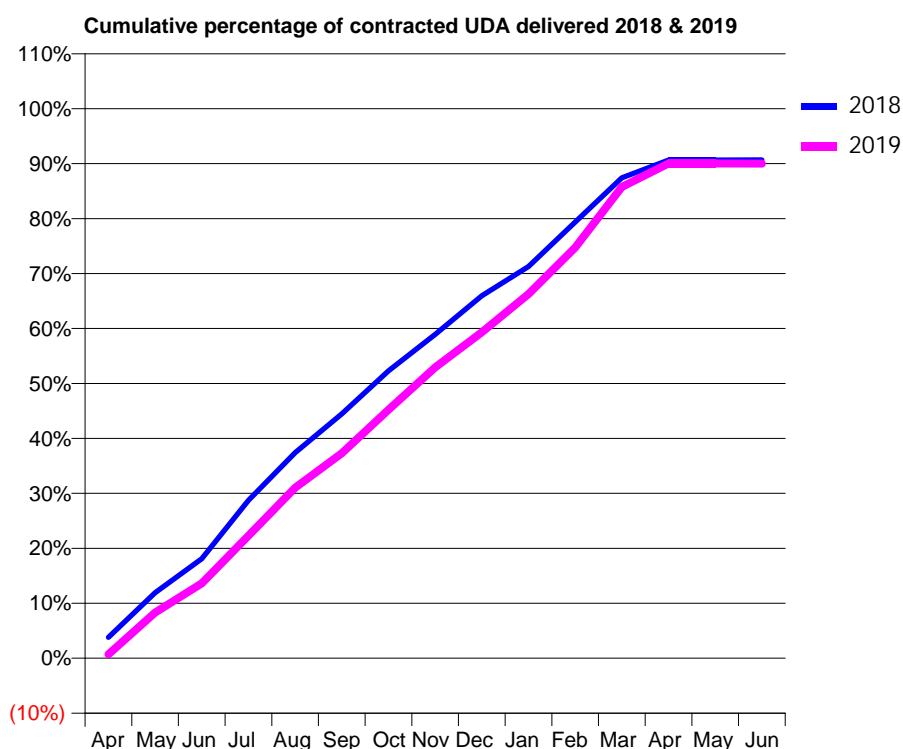
18/19 Contracted general activity (UDA)	31,670
Carry forward general activity (UDA)	995
18/19 Contracted orthodontic activity (UOA)	0
Carry forward orthodontic activity (UOA)	0
Baseline contract value	£1,179,823.72

### ACCESS\*

Patients seen in 24 months	Total	Change since previous quarter
Quarter ending March 2018	10,888	
Quarter ending June 2018	11,034	→
Quarter ending September 2018	11,139	→
Quarter ending December 2018	11,241	→
Quarter ending March 2019	11,281	→
<b>Variance since March 2018</b>	<b>3.6%</b>	<b>↑</b>



### ACTIVITY



Adjusted Scheduled Activity (UDA)		
Month	2018	2019
April	1,200	223
May	3,777	2,632
June	5,739	4,316
July	9,092	7,062
August	11,846	9,828
September	14,078	11,810
October	16,555	14,321
November	18,661	16,766
December	20,887	18,785
January	22,574	20,984
February	25,134	23,677
March	27,684	27,158
April	28,707	28,513
May	28,708	28,516
June	28,714	28,500

### QUALITY

	Quantity	Base Number	Contract	AT	Region	England
% of FP17s for the same patient ID Re-attending within 3 months - Children	234	3,104	7.5%	12.0%	12.3%	11.8%
% of FP17s for the same patient ID Re-attending within 3 months - Adults	2,049	13,225	15.5%	15.3%	15.9%	15.7%
% of FP17s for the same patient ID Re-attending between 3 & 9 months - Children	1,908	3,104	61.5%	58.5%	60.2%	58.9%
% of FP17s for the same patient ID Re-attending between 3 & 9 months - Adults	6,407	13,225	48.4%	51.2%	53.0%	50.8%
% of FP17s for Band 1 Urgent Courses	3,454	16,364	21.1%	10.7%	9.1%	9.1%
% of FP17s Relating to Free Repair or Replacements	158	16,364	1.0%	0.9%	1.0%	0.8%
% of FP17s Relating to Continuations	40	16,364	0.2%	0.9%	1.0%	0.9%
% of Patients satisfied with the dentistry they have received	4	5	N/A	94.5%	93.2%	92.5%
% of Patients satisfied with the time they had to wait for an appointment	4	5	N/A	86.4%	88.1%	87.0%

\* This is based on patients treated on this contract for their most recent course of treatment. Figures in italics indicate the base number of FP17s or Patient Questionnaire responses are less than 100. N/A is shown where the base number of responses is less than 10 during the period. % is calculated as Quantity/Base number\*100

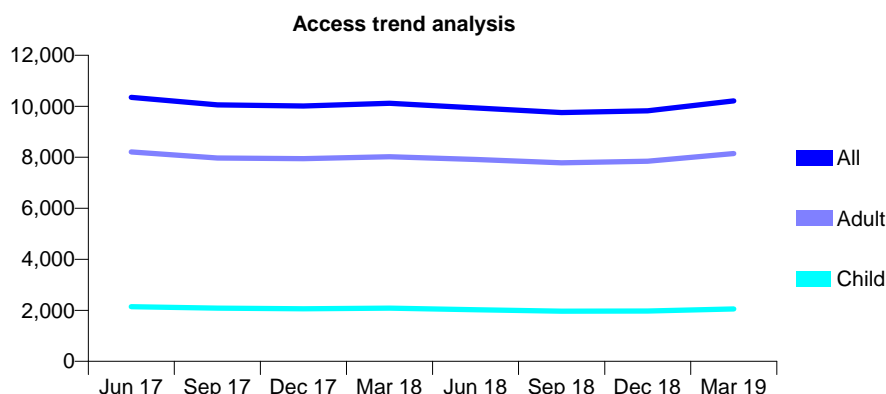
## Q47 - Vital Signs At a Glance Contract Report for 106984/0003 - Year end March 2019

Name or company name	Ravat & Ray Dental Care
Contract type name	GDS Contract
Purpose of contract	General
Contract start date	01/09/2009
Contract end date	

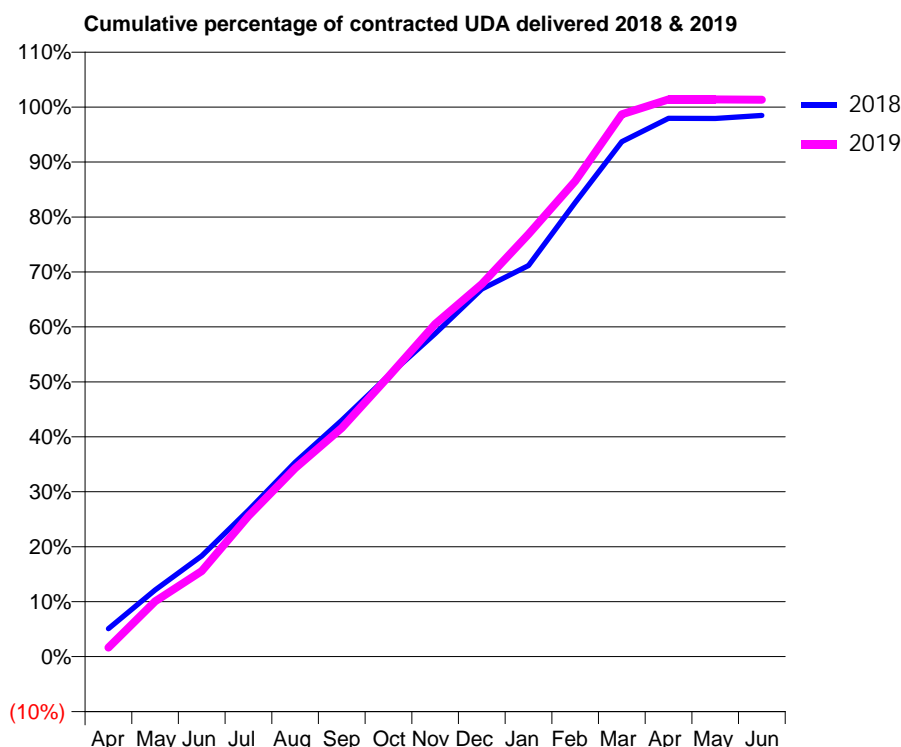
18/19 Contracted general activity (UDA)	24,300
Carry forward general activity (UDA)	370
18/19 Contracted orthodontic activity (UOA)	0
Carry forward orthodontic activity (UOA)	0
Baseline contract value	£837,702.17

### ACCESS\*

Patients seen in 24 months	Total	Change since previous quarter
Quarter ending March 2018	10,114	
Quarter ending June 2018	9,938	↓
Quarter ending September 2018	9,756	↓
Quarter ending December 2018	9,823	→
Quarter ending March 2019	10,207	↑
<b>Variance since March 2018</b>	<b>0.9%</b>	<b>→</b>



### ACTIVITY



Adjusted Scheduled Activity (UDA)		
Month	2018	2019
April	1,236	399
May	2,951	2,446
June	4,456	3,783
July	6,474	6,219
August	8,598	8,333
September	10,450	10,110
October	12,423	12,382
November	14,288	14,708
December	16,257	16,475
January	17,291	18,681
February	20,083	21,028
March	22,768	23,978
April	23,804	24,635
May	23,799	24,641
June	23,930	24,625

### QUALITY

	Quantity	Base Number	Contract	AT	Region	England
% of FP17s for the same patient ID Re-attending within 3 months - Children	448	3,808	11.8%	12.0%	12.3%	11.8%
% of FP17s for the same patient ID Re-attending within 3 months - Adults	1,277	10,605	12.0%	15.3%	15.9%	15.7%
% of FP17s for the same patient ID Re-attending between 3 & 9 months - Children	2,420	3,808	63.6%	58.5%	60.2%	58.9%
% of FP17s for the same patient ID Re-attending between 3 & 9 months - Adults	4,322	10,605	40.8%	51.2%	53.0%	50.8%
% of FP17s for Band 1 Urgent Courses	4,689	14,276	32.8%	10.7%	9.1%	9.1%
% of FP17s Relating to Free Repair or Replacements	112	14,276	0.8%	0.9%	1.0%	0.8%
% of FP17s Relating to Continuations	26	14,276	0.2%	0.9%	1.0%	0.9%
% of Patients satisfied with the dentistry they have received	4	4	N/A	94.5%	93.2%	92.5%
% of Patients satisfied with the time they had to wait for an appointment	3	4	N/A	86.4%	88.1%	87.0%

\* This is based on patients treated on this contract for their most recent course of treatment.  
 Figures in italics indicate the base number of FP17s or Patient Questionnaire responses are less than 100. N/A is shown where the base number of responses is less than 10 during the period. % is calculated as Quantity/Base number\*100

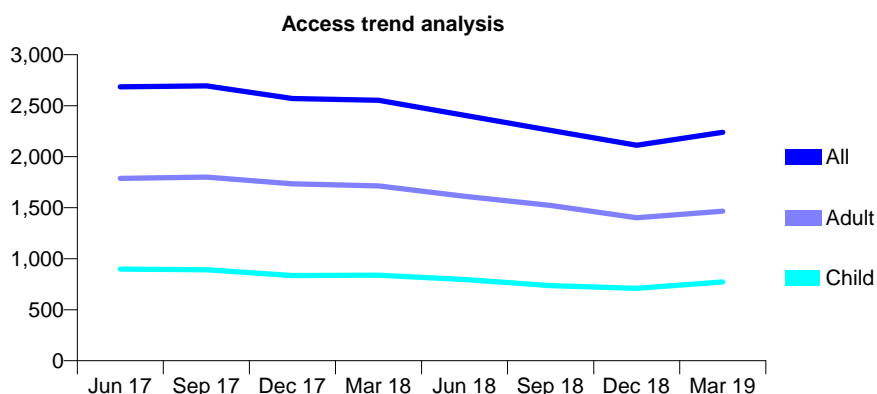
## Q47 - Vital Signs At a Glance Contract Report for 106984/0005 - Year end March 2019

Name or company name	Ravat & Ray Dental Care
Contract type name	GDS Contract
Purpose of contract	General
Contract start date	01/10/2011
Contract end date	

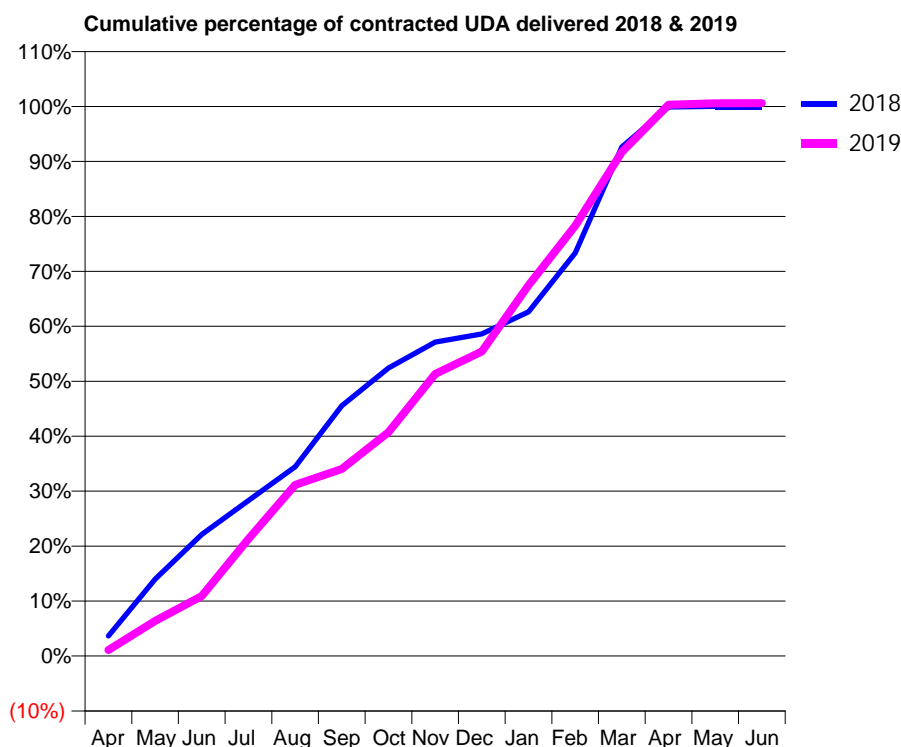
18/19 Contracted general activity (UDA)	7,250
Carry forward general activity (UDA)	-2
18/19 Contracted orthodontic activity (UOA)	0
Carry forward orthodontic activity (UOA)	0
Baseline contract value	£417,043.13

### ACCESS\*

Patients seen in 24 months	Total	Change since previous quarter
Quarter ending March 2018	2,552	
Quarter ending June 2018	2,406	↓
Quarter ending September 2018	2,258	↓
Quarter ending December 2018	2,112	↓
Quarter ending March 2019	2,238	↑
<b>Variance since March 2018</b>	<b>(12.3%)</b>	<b>↓</b>



### ACTIVITY



Adjusted Scheduled Activity (UDA)		
Month	2018	2019
April	266	81
May	1,014	464
June	1,604	790
July	2,050	1,545
August	2,497	2,259
September	3,301	2,468
October	3,800	2,954
November	4,143	3,722
December	4,250	4,018
January	4,540	4,892
February	5,317	5,677
March	6,714	6,648
April	7,242	7,272
May	7,252	7,292
June	7,252	7,294

### QUALITY

	Quantity	Base Number	Contract	AT	Region	England
% of FP17s for the same patient ID Re-attending within 3 months - Children	133	1,064	12.5%	12.0%	12.3%	11.8%
% of FP17s for the same patient ID Re-attending within 3 months - Adults	326	1,765	18.5%	15.3%	15.9%	15.7%
% of FP17s for the same patient ID Re-attending between 3 & 9 months - Children	515	1,064	48.4%	58.5%	60.2%	58.9%
% of FP17s for the same patient ID Re-attending between 3 & 9 months - Adults	835	1,765	47.3%	51.2%	53.0%	50.8%
% of FP17s for Band 1 Urgent Courses	336	2,848	11.8%	10.7%	9.1%	9.1%
% of FP17s Relating to Free Repair or Replacements	17	2,848	0.6%	0.9%	1.0%	0.8%
% of FP17s Relating to Continuations	7	2,848	0.2%	0.9%	1.0%	0.9%
% of Patients satisfied with the dentistry they have received	1	1	N/A	94.5%	93.2%	92.5%
% of Patients satisfied with the time they had to wait for an appointment	1	1	N/A	86.4%	88.1%	87.0%

\* This is based on patients treated on this contract for their most recent course of treatment.

Figures in italics indicate the base number of FP17s or Patient Questionnaire responses are less than 100. N/A is shown where the base number of responses is less than 10 during the period. % is calculated as Quantity/Base number\*100

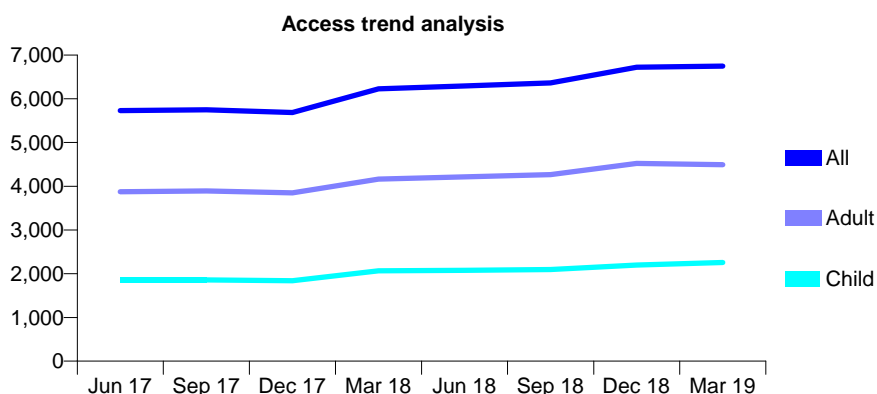
## Q47 - Vital Signs At a Glance Contract Report for 107611/0001 - Year end March 2019

Name or company name	Synergy Dental CLinic Ltd
Contract type name	GDS Contract
Purpose of contract	General
Contract start date	01/04/2008
Contract end date	

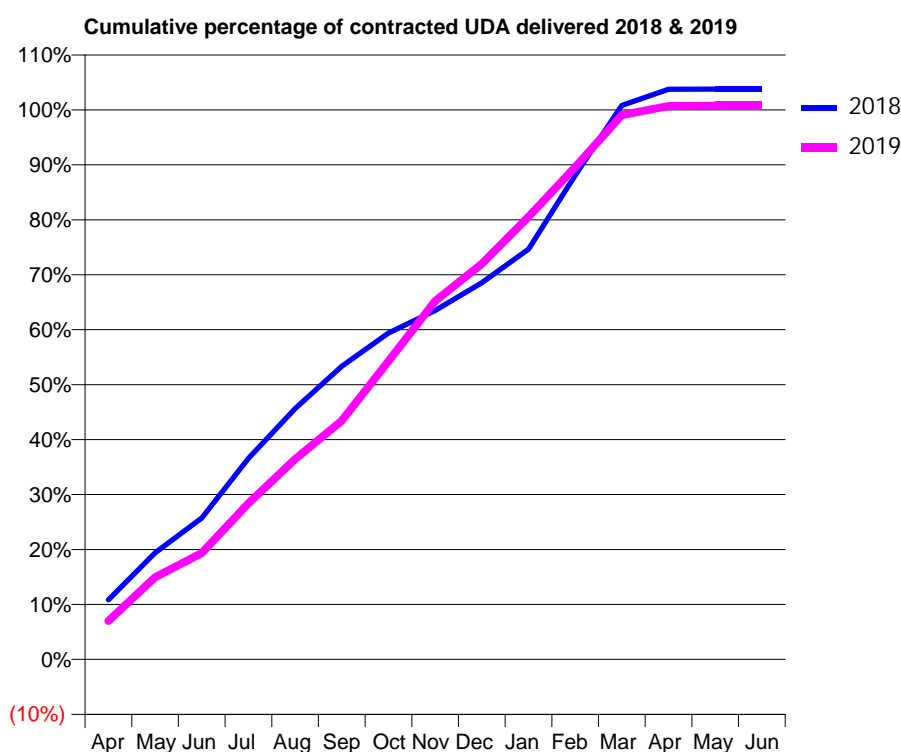
18/19 Contracted general activity (UDA)	20,552
Carry forward general activity (UDA)	-351
18/19 Contracted orthodontic activity (UOA)	0
Carry forward orthodontic activity (UOA)	0
Baseline contract value	£537,793.51

### ACCESS\*

Patients seen in 24 months	Total	Change since previous quarter
Quarter ending March 2018	6,228	
Quarter ending June 2018	6,295	→
Quarter ending September 2018	6,363	→
Quarter ending December 2018	6,720	↑
Quarter ending March 2019	6,748	→
<b>Variance since March 2018</b>	<b>8.3%</b>	<b>↑</b>



### ACTIVITY



Adjusted Scheduled Activity (UDA)		
Month	2018	2019
April	1,906	1,441
May	3,409	3,076
June	4,516	3,976
July	6,420	5,837
August	8,014	7,494
September	9,362	8,931
October	10,424	11,153
November	11,144	13,401
December	12,031	14,790
January	13,106	16,551
February	15,465	18,411
March	17,694	20,356
April	18,212	20,693
May	18,216	20,704
June	18,216	20,704

### QUALITY

	Quantity	Base Number	Contract	AT	Region	England
% of FP17s for the same patient ID Re-attending within 3 months - Children	250	3,156	7.9%	12.0%	12.3%	11.8%
% of FP17s for the same patient ID Re-attending within 3 months - Adults	934	6,277	14.9%	15.3%	15.9%	15.7%
% of FP17s for the same patient ID Re-attending between 3 & 9 months - Children	1,877	3,156	59.5%	58.5%	60.2%	58.9%
% of FP17s for the same patient ID Re-attending between 3 & 9 months - Adults	2,947	6,277	46.9%	51.2%	53.0%	50.8%
% of FP17s for Band 1 Urgent Courses	465	9,329	5.0%	10.7%	9.1%	9.1%
% of FP17s Relating to Free Repair or Replacements	39	9,329	0.4%	0.9%	1.0%	0.8%
% of FP17s Relating to Continuations	47	9,329	0.5%	0.9%	1.0%	0.9%
% of Patients satisfied with the dentistry they have received	6	6	N/A	94.5%	93.2%	92.5%
% of Patients satisfied with the time they had to wait for an appointment	5	6	N/A	86.4%	88.1%	87.0%

\* This is based on patients treated on this contract for their most recent course of treatment.

Figures in italics indicate the base number of FP17s or Patient Questionnaire responses are less than 100. N/A is shown where the base number of responses is less than 10 during the period. % is calculated as Quantity/Base number\*100



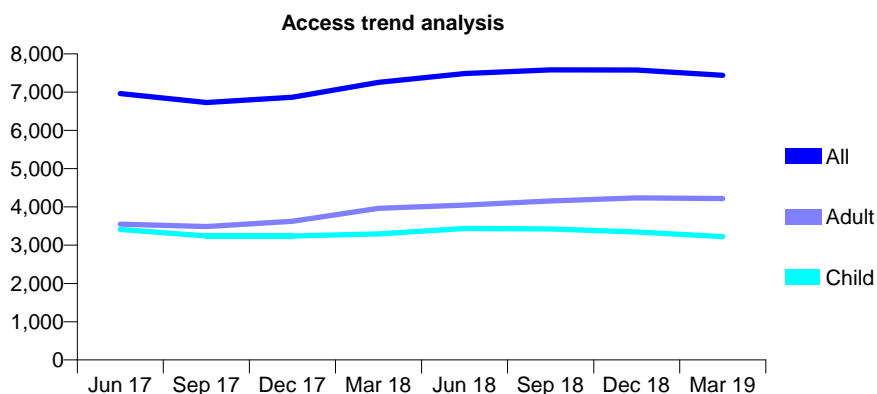
## Q47 - Vital Signs At a Glance Contract Report for 108006/0001 - Year end March 2019

Name or company name	Redbridge Associates Ltd
Contract type name	GDS Contract
Purpose of contract	General
Contract start date	06/09/2010
Contract end date	

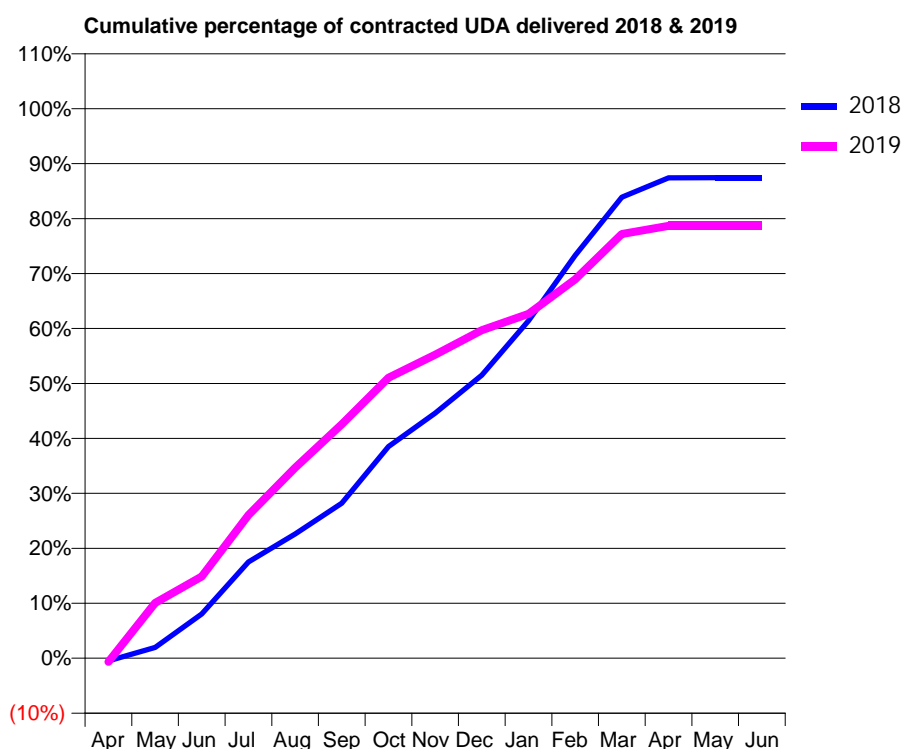
18/19 Contracted general activity (UDA)	26,020
Carry forward general activity (UDA)	1,639
18/19 Contracted orthodontic activity (UOA)	0
Carry forward orthodontic activity (UOA)	0
Baseline contract value	£651,779.93

### ACCESS\*

Patients seen in 24 months	Total	Change since previous quarter
Quarter ending March 2018	7,256	
Quarter ending June 2018	7,485	↑
Quarter ending September 2018	7,582	→
Quarter ending December 2018	7,577	→
Quarter ending March 2019	7,442	↓
<b>Variance since March 2018</b>	<b>2.6%</b>	<b>↑</b>



### ACTIVITY



Adjusted Scheduled Activity (UDA)		
Month	2018	2019
April	-129	-172
May	518	2,618
June	2,094	3,865
July	4,563	6,779
August	5,883	9,020
September	7,338	11,076
October	10,025	13,280
November	11,612	14,377
December	13,403	15,533
January	15,978	16,309
February	19,078	17,944
March	21,826	20,081
April	22,747	20,466
May	22,756	20,476
June	22,756	20,476

### QUALITY

	Quantity	Base Number	Contract	AT	Region	England
% of FP17s for the same patient ID Re-attending within 3 months - Children	333	4,385	7.6%	12.0%	12.3%	11.8%
% of FP17s for the same patient ID Re-attending within 3 months - Adults	712	4,856	14.7%	15.3%	15.9%	15.7%
% of FP17s for the same patient ID Re-attending between 3 & 9 months - Children	2,470	4,385	56.3%	58.5%	60.2%	58.9%
% of FP17s for the same patient ID Re-attending between 3 & 9 months - Adults	2,119	4,856	43.6%	51.2%	53.0%	50.8%
% of FP17s for Band 1 Urgent Courses	977	9,122	10.7%	10.7%	9.1%	9.1%
% of FP17s Relating to Free Repair or Replacements	1	9,122	0.0%	0.9%	1.0%	0.8%
% of FP17s Relating to Continuations	127	9,122	1.4%	0.9%	1.0%	0.9%
% of Patients satisfied with the dentistry they have received	3	3	N/A	94.5%	93.2%	92.5%
% of Patients satisfied with the time they had to wait for an appointment	3	3	N/A	86.4%	88.1%	87.0%

\* This is based on patients treated on this contract for their most recent course of treatment.

Figures in italics indicate the base number of FP17s or Patient Questionnaire responses are less than 100. N/A is shown where the base number of responses is less than 10 during the period. % is calculated as Quantity/Base number\*100

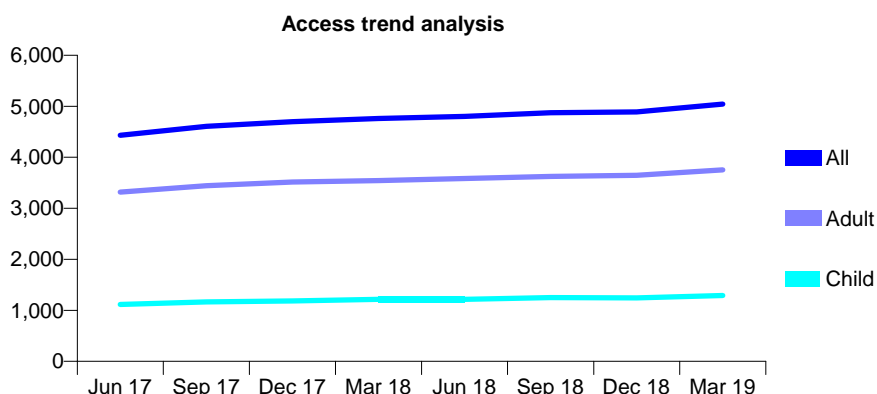
## Q47 - Vital Signs At a Glance Contract Report for 109304/0001 - Year end March 2019

Name or company name	St Raphael's Dental Practice Limited
Contract type name	GDS Contract
Purpose of contract	General
Contract start date	01/10/2009
Contract end date	

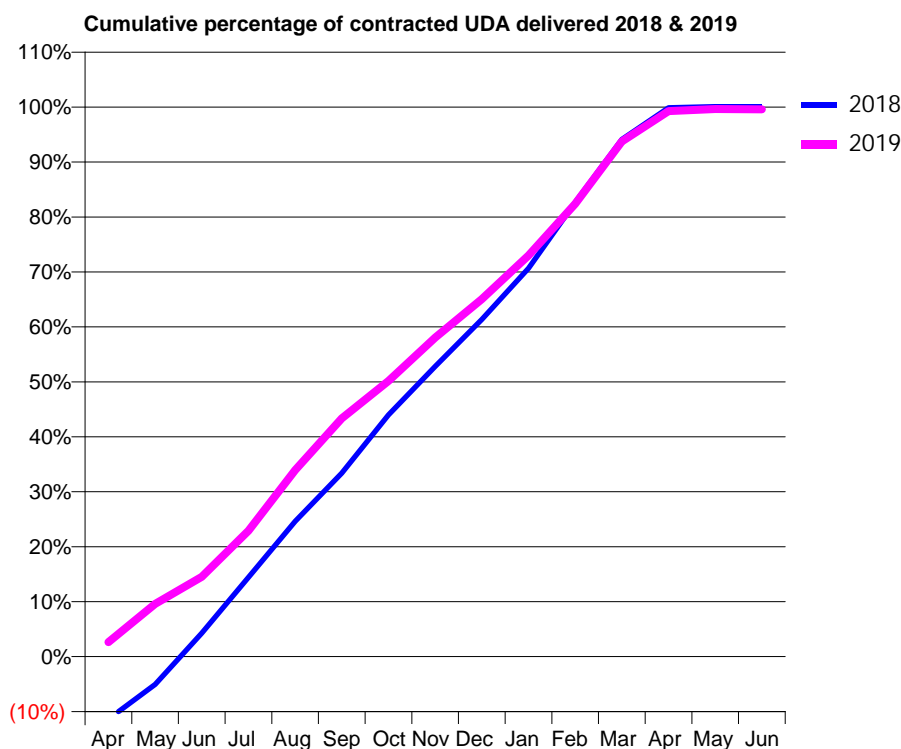
18/19 Contracted general activity (UDA)	14,000
Carry forward general activity (UDA)	-11
18/19 Contracted orthodontic activity (UOA)	0
Carry forward orthodontic activity (UOA)	0
Baseline contract value	£399,926.06

### ACCESS\*

Patients seen in 24 months	Total	Change since previous quarter
Quarter ending March 2018	4,760	
Quarter ending June 2018	4,800	→
Quarter ending September 2018	4,875	→
Quarter ending December 2018	4,889	→
Quarter ending March 2019	5,042	↑
<b>Variance since March 2018</b>	<b>5.9%</b>	<b>↑</b>



### ACTIVITY



Adjusted Scheduled Activity (UDA)		
Month	2018	2019
April	-1,594	368
May	-710	1,342
June	595	2,034
July	2,019	3,210
August	3,447	4,752
September	4,673	6,069
October	6,157	7,023
November	7,394	8,128
December	8,587	9,108
January	9,891	10,219
February	11,572	11,536
March	13,178	13,122
April	13,981	13,896
May	14,011	13,946
June	14,011	13,942

### QUALITY

	Quantity	Base Number	Contract	AT	Region	England
% of FP17s for the same patient ID Re-attending within 3 months - Children	142	1,607	8.8%	12.0%	12.3%	11.8%
% of FP17s for the same patient ID Re-attending within 3 months - Adults	735	4,616	15.9%	15.3%	15.9%	15.7%
% of FP17s for the same patient ID Re-attending between 3 & 9 months - Children	854	1,607	53.1%	58.5%	60.2%	58.9%
% of FP17s for the same patient ID Re-attending between 3 & 9 months - Adults	2,186	4,616	47.4%	51.2%	53.0%	50.8%
% of FP17s for Band 1 Urgent Courses	641	6,278	10.2%	10.7%	9.1%	9.1%
% of FP17s Relating to Free Repair or Replacements	99	6,278	1.6%	0.9%	1.0%	0.8%
% of FP17s Relating to Continuations	35	6,278	0.6%	0.9%	1.0%	0.9%
% of Patients satisfied with the dentistry they have received	4	5	N/A	94.5%	93.2%	92.5%
% of Patients satisfied with the time they had to wait for an appointment	5	5	N/A	86.4%	88.1%	87.0%

\* This is based on patients treated on this contract for their most recent course of treatment.

Figures in *italics* indicate the base number of FP17s or Patient Questionnaire responses are less than 100. N/A is shown where the base number of responses is less than 10 during the period. % is calculated as Quantity/Base number\*100

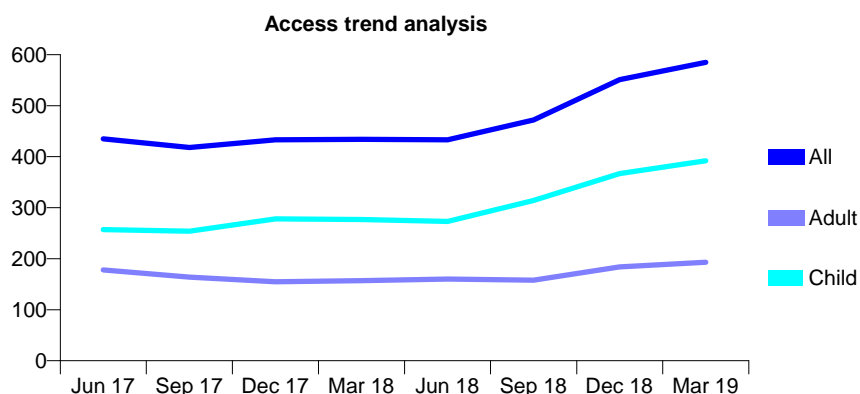
## Q47 - Vital Signs At a Glance Contract Report for 110302/0001 - Year end March 2019

Name or company name	Kirkham Dental Care
Contract type name	GDS Contract
Purpose of contract	General
Contract start date	01/08/2014
Contract end date	

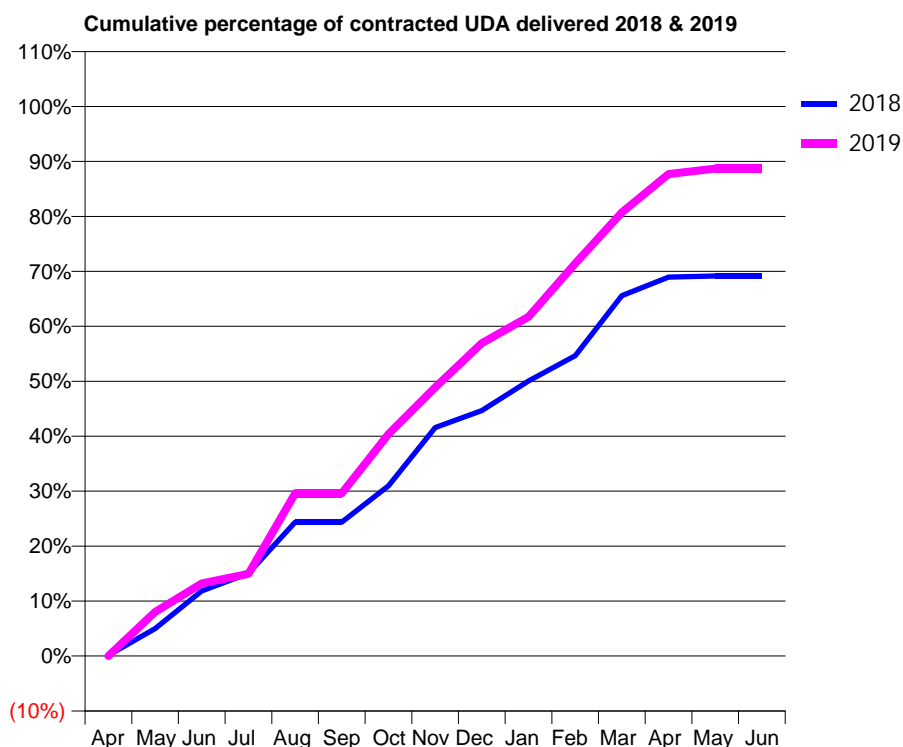
18/19 Contracted general activity (UDA)	1,500
Carry forward general activity (UDA)	0
18/19 Contracted orthodontic activity (UOA)	0
Carry forward orthodontic activity (UOA)	0
Baseline contract value	£49,101.10

### ACCESS\*

Patients seen in 24 months	Total	Change since previous quarter
Quarter ending March 2018	434	
Quarter ending June 2018	433	→
Quarter ending September 2018	472	↑
Quarter ending December 2018	551	↑
Quarter ending March 2019	585	↑
<b>Variance since March 2018</b>	<b>34.8%</b>	<b>↑</b>



### ACTIVITY



Adjusted Scheduled Activity (UDA)		
Month	2018	2019
April	2	0
May	75	120
June	178	198
July	226	224
August	366	444
September	366	444
October	465	606
November	624	733
December	670	854
January	751	926
February	820	1,071
March	983	1,210
April	1,034	1,315
May	1,037	1,330
June	1,037	1,330

### QUALITY

	Quantity	Base Number	Contract	AT	Region	England
% of FP17s for the same patient ID Re-attending within 3 months - Children	38	555	6.8%	12.0%	12.3%	11.8%
% of FP17s for the same patient ID Re-attending within 3 months - Adults	24	229	10.5%	15.3%	15.9%	15.7%
% of FP17s for the same patient ID Re-attending between 3 & 9 months - Children	273	555	49.2%	58.5%	60.2%	58.9%
% of FP17s for the same patient ID Re-attending between 3 & 9 months - Adults	114	229	49.8%	51.2%	53.0%	50.8%
% of FP17s for Band 1 Urgent Courses	17	832	2.0%	10.7%	9.1%	9.1%
% of FP17s Relating to Free Repair or Replacements	0	832	0.0%	0.9%	1.0%	0.8%
% of FP17s Relating to Continuations	14	832	1.7%	0.9%	1.0%	0.9%
% of Patients satisfied with the dentistry they have received	0	0	N/A	94.5%	93.2%	92.5%
% of Patients satisfied with the time they had to wait for an appointment	0	0	N/A	86.4%	88.1%	87.0%

\* This is based on patients treated on this contract for their most recent course of treatment.

Figures in italics indicate the base number of FP17s or Patient Questionnaire responses are less than 100. N/A is shown where the base number of responses is less than 10 during the period. % is calculated as Quantity/Base number\*100

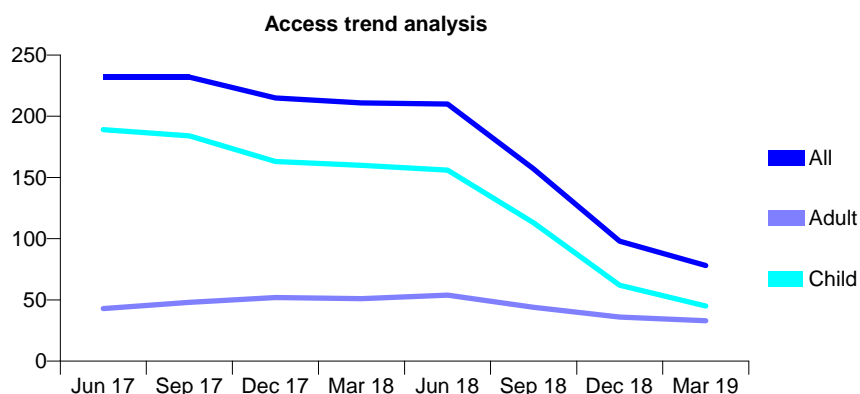
## Q47 - Vital Signs At a Glance Contract Report for 110302/0002 - Year end March 2019

Name or company name	Kirkham Dental Care
Contract type name	GDS Contract
Purpose of contract	General
Contract start date	01/08/2014
Contract end date	

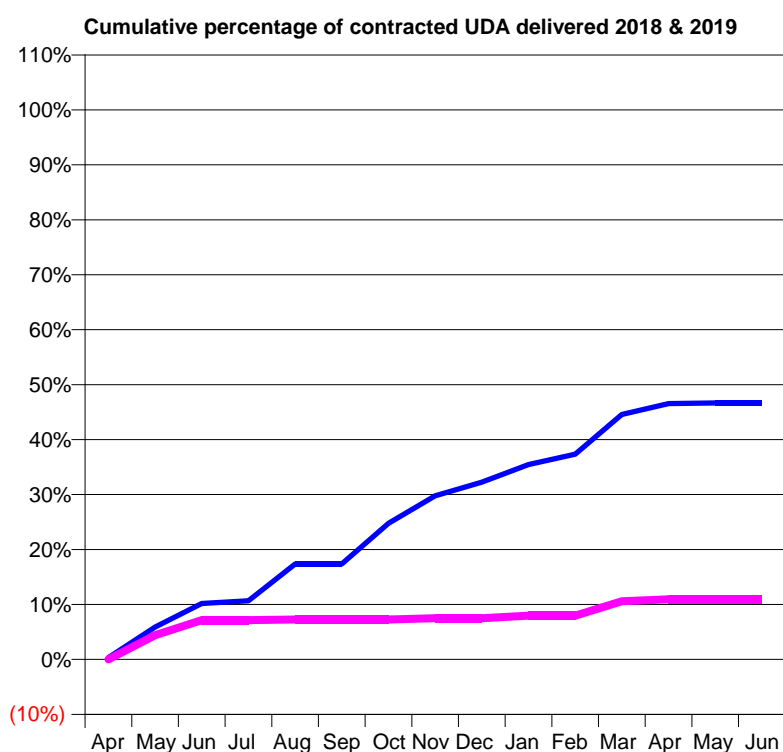
18/19 Contracted general activity (UDA)	850
Carry forward general activity (UDA)	0
18/19 Contracted orthodontic activity (UOA)	0
Carry forward orthodontic activity (UOA)	0
Baseline contract value	£19,569.22

### ACCESS\*

Patients seen in 24 months	Total	Change since previous quarter
Quarter ending March 2018	211	
Quarter ending June 2018	210	→
Quarter ending September 2018	157	↓
Quarter ending December 2018	98	↓
Quarter ending March 2019	78	↓
<b>Variance since March 2018</b>	<b>(63.0%)</b>	<b>↓</b>



### ACTIVITY



Adjusted Scheduled Activity (UDA)		
Month	2018	2019
April	3	0
May	50	37
June	87	61
July	91	61
August	148	62
September	148	62
October	210	62
November	253	64
December	274	64
January	301	68
February	318	68
March	379	90
April	396	93
May	397	93
June	397	93

### QUALITY

	Quantity	Base Number	Contract	AT	Region	England
% of FP17s for the same patient ID Re-attending within 3 months - Children	3	72	4.2%	12.0%	12.3%	11.8%
% of FP17s for the same patient ID Re-attending within 3 months - Adults	0	14	0.0%	15.3%	15.9%	15.7%
% of FP17s for the same patient ID Re-attending between 3 & 9 months - Children	42	72	58.3%	58.5%	60.2%	58.9%
% of FP17s for the same patient ID Re-attending between 3 & 9 months - Adults	7	14	50.0%	51.2%	53.0%	50.8%
% of FP17s for Band 1 Urgent Courses	5	71	7.0%	10.7%	9.1%	9.1%
% of FP17s Relating to Free Repair or Replacements	0	71	0.0%	0.9%	1.0%	0.8%
% of FP17s Relating to Continuations	0	71	0.0%	0.9%	1.0%	0.9%
% of Patients satisfied with the dentistry they have received	0	0	N/A	94.5%	93.2%	92.5%
% of Patients satisfied with the time they had to wait for an appointment	0	0	N/A	86.4%	88.1%	87.0%

\* This is based on patients treated on this contract for their most recent course of treatment. Figures in italics indicate the base number of FP17s or Patient Questionnaire responses are less than 100. N/A is shown where the base number of responses is less than 10 during the period. % is calculated as Quantity/Base number\*100

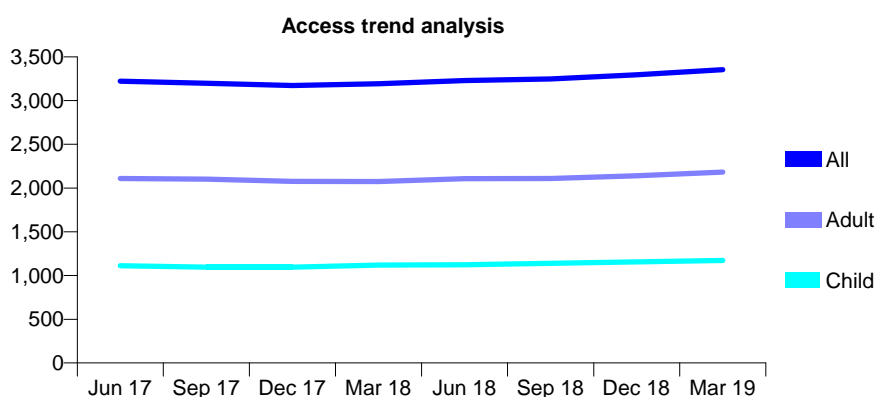
## Q47 - Vital Signs At a Glance Contract Report for 111198/0001 - Year end March 2019

Name or company name	Barrowford Dental Practice
Contract type name	GDS Contract
Purpose of contract	General
Contract start date	01/08/2009
Contract end date	

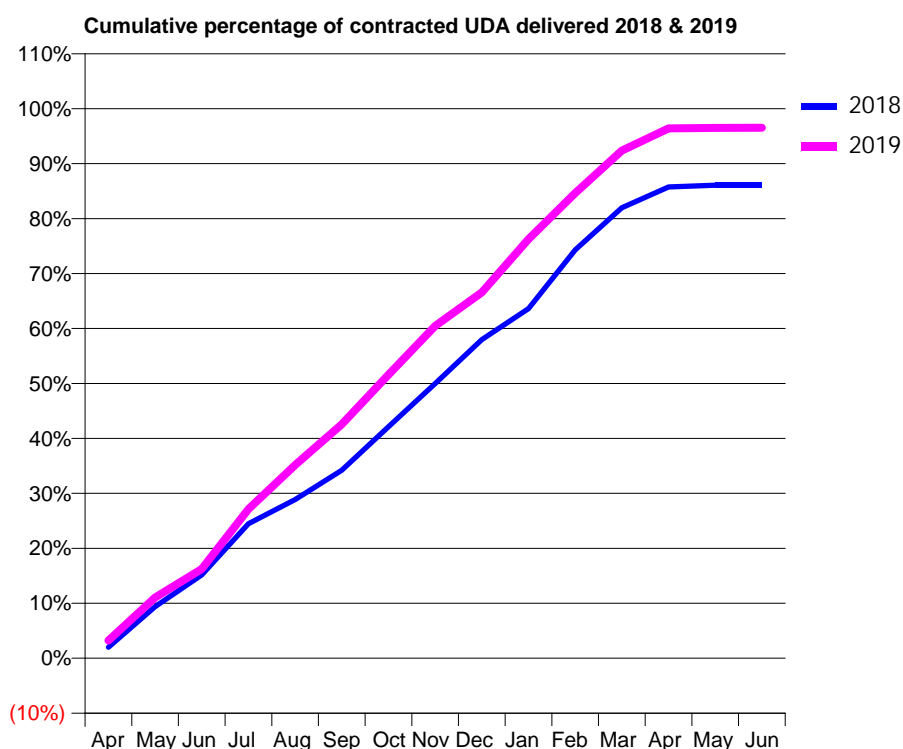
18/19 Contracted general activity (UDA)	8,000
Carry forward general activity (UDA)	0
18/19 Contracted orthodontic activity (UOA)	0
Carry forward orthodontic activity (UOA)	0
Baseline contract value	£240,020.94

### ACCESS\*

Patients seen in 24 months	Total	Change since previous quarter
Quarter ending March 2018	3,193	
Quarter ending June 2018	3,230	→
Quarter ending September 2018	3,248	→
Quarter ending December 2018	3,295	→
Quarter ending March 2019	3,354	→
<b>Variance since March 2018</b>	<b>5.0%</b>	<b>↑</b>



### ACTIVITY



Adjusted Scheduled Activity (UDA)		
Month	2018	2019
April	160	258
May	752	884
June	1,213	1,299
July	1,957	2,170
August	2,312	2,814
September	2,737	3,406
October	3,368	4,128
November	3,998	4,838
December	4,637	5,323
January	5,090	6,100
February	5,944	6,773
March	6,557	7,388
April	6,860	7,712
May	6,884	7,720
June	6,885	7,721

### QUALITY

	Quantity	Base Number	Contract	AT	Region	England
% of FP17s for the same patient ID Re-attending within 3 months - Children	143	1,745	8.2%	12.0%	12.3%	11.8%
% of FP17s for the same patient ID Re-attending within 3 months - Adults	487	3,035	16.0%	15.3%	15.9%	15.7%
% of FP17s for the same patient ID Re-attending between 3 & 9 months - Children	996	1,745	57.1%	58.5%	60.2%	58.9%
% of FP17s for the same patient ID Re-attending between 3 & 9 months - Adults	1,566	3,035	51.6%	51.2%	53.0%	50.8%
% of FP17s for Band 1 Urgent Courses	435	3,973	10.9%	10.7%	9.1%	9.1%
% of FP17s Relating to Free Repair or Replacements	37	3,973	0.9%	0.9%	1.0%	0.8%
% of FP17s Relating to Continuations	27	3,973	0.7%	0.9%	1.0%	0.9%
% of Patients satisfied with the dentistry they have received	0	0	N/A	94.5%	93.2%	92.5%
% of Patients satisfied with the time they had to wait for an appointment	0	0	N/A	86.4%	88.1%	87.0%

\* This is based on patients treated on this contract for their most recent course of treatment.

Figures in italics indicate the base number of FP17s or Patient Questionnaire responses are less than 100. N/A is shown where the base number of responses is less than 10 during the period. % is calculated as Quantity/Base number\*100

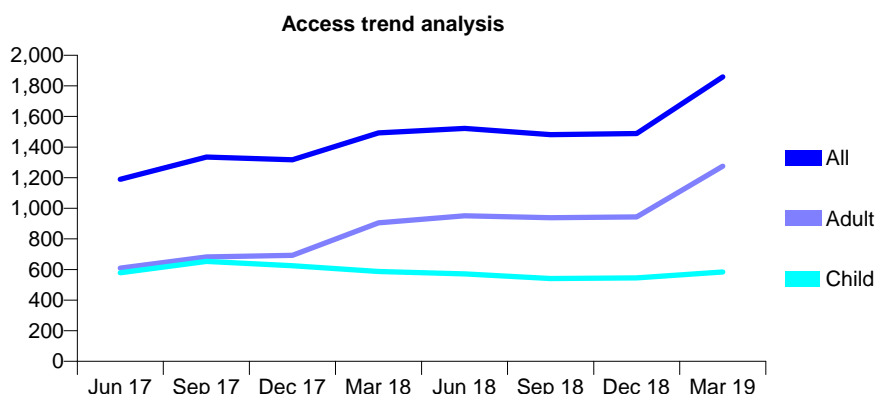
## Q47 - Vital Signs At a Glance Contract Report for 111228/0001 - Year end March 2019

Name or company name	Deepdale Dental
Contract type name	GDS Contract
Purpose of contract	General
Contract start date	01/07/2010
Contract end date	

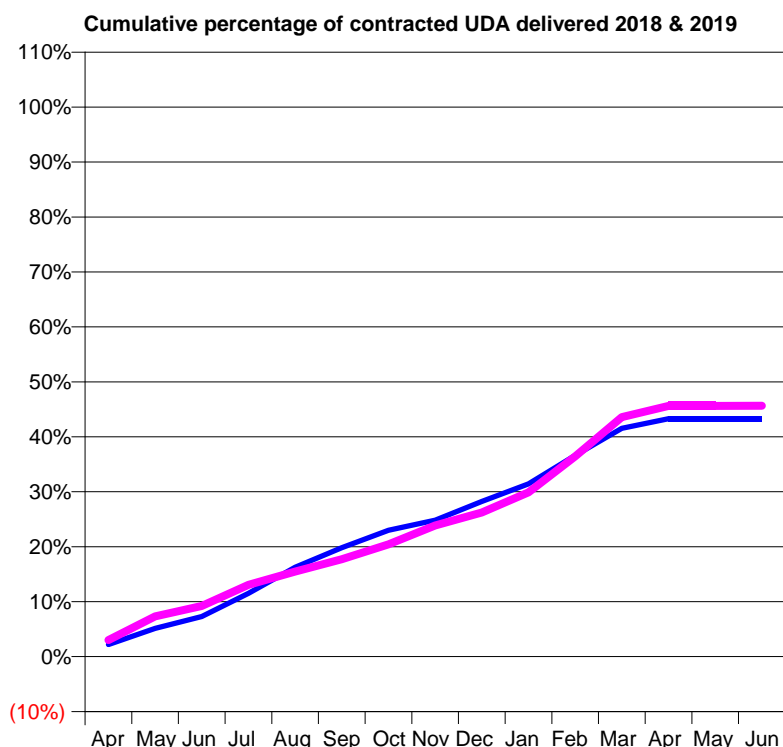
18/19 Contracted general activity (UDA)	10,471
Carry forward general activity (UDA)	0
18/19 Contracted orthodontic activity (UOA)	0
Carry forward orthodontic activity (UOA)	0
Baseline contract value	£258,805.96

### ACCESS\*

Patients seen in 24 months	Total	Change since previous quarter
Quarter ending March 2018	1,492	
Quarter ending June 2018	1,522	↑
Quarter ending September 2018	1,481	↓
Quarter ending December 2018	1,489	→
Quarter ending March 2019	1,859	↑
<b>Variance since March 2018</b>	<b>24.6%</b>	<b>↑</b>



### ACTIVITY



Adjusted Scheduled Activity (UDA)		
Month	2018	2019
April	231	318
May	537	767
June	763	967
July	1,205	1,369
August	1,704	1,623
September	2,075	1,856
October	2,407	2,141
November	2,600	2,499
December	2,957	2,744
January	3,291	3,132
February	3,835	3,815
March	4,350	4,564
April	4,535	4,779
May	4,535	4,779
June	4,535	4,782

### QUALITY

	Quantity	Base Number	Contract	AT	Region	England
% of FP17s for the same patient ID Re-attending within 3 months - Children	70	912	7.7%	12.0%	12.3%	11.8%
% of FP17s for the same patient ID Re-attending within 3 months - Adults	260	1,557	16.7%	15.3%	15.9%	15.7%
% of FP17s for the same patient ID Re-attending between 3 & 9 months - Children	540	912	59.2%	58.5%	60.2%	58.9%
% of FP17s for the same patient ID Re-attending between 3 & 9 months - Adults	490	1,557	31.5%	51.2%	53.0%	50.8%
% of FP17s for Band 1 Urgent Courses	195	2,453	7.9%	10.7%	9.1%	9.1%
% of FP17s Relating to Free Repair or Replacements	0	2,453	0.0%	0.9%	1.0%	0.8%
% of FP17s Relating to Continuations	62	2,453	2.5%	0.9%	1.0%	0.9%
% of Patients satisfied with the dentistry they have received	0	0	N/A	94.5%	93.2%	92.5%
% of Patients satisfied with the time they had to wait for an appointment	0	0	N/A	86.4%	88.1%	87.0%

\* This is based on patients treated on this contract for their most recent course of treatment.  
 Figures in *italics* indicate the base number of FP17s or Patient Questionnaire responses are less than 100. N/A is shown where the base number of responses is less than 10 during the period. % is calculated as Quantity/Base number\*100

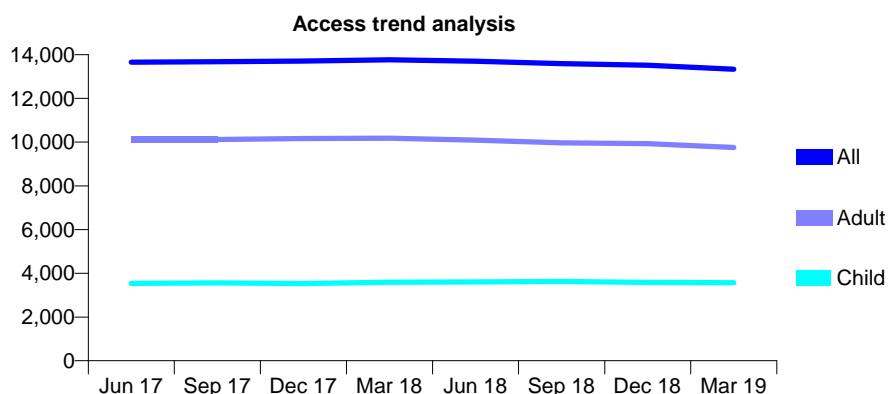
## Q47 - Vital Signs At a Glance Contract Report for 111341/0001 - Year end March 2019

Name or company name	Quest Dental
Contract type name	GDS Contract
Purpose of contract	General
Contract start date	01/12/2009
Contract end date	

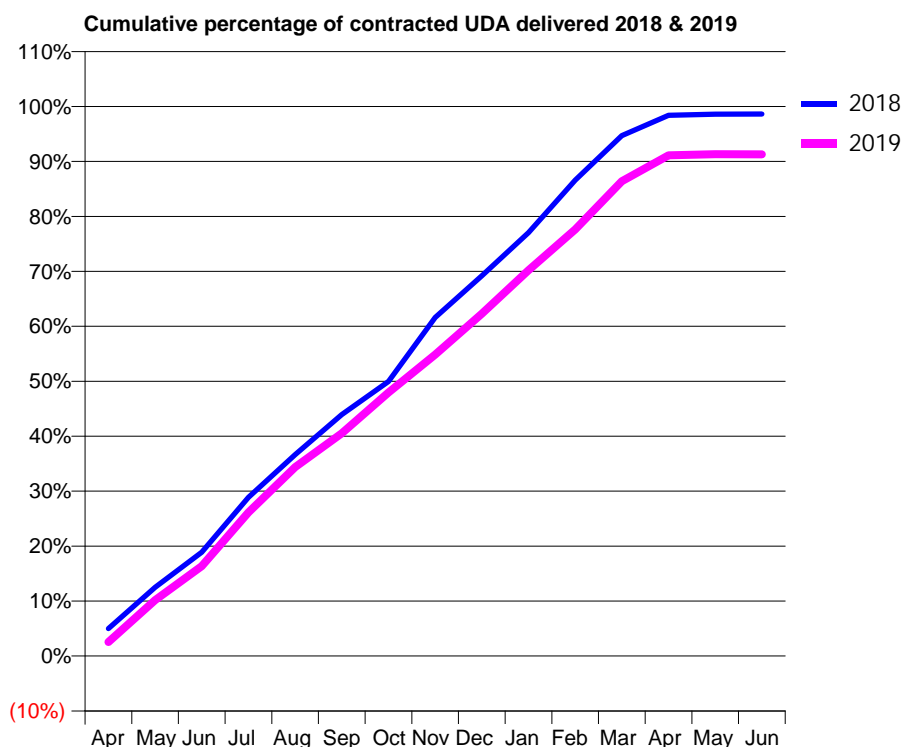
18/19 Contracted general activity (UDA)	39,000
Carry forward general activity (UDA)	530
18/19 Contracted orthodontic activity (UOA)	0
Carry forward orthodontic activity (UOA)	0
Baseline contract value	£1,647,612.55

### ACCESS\*

Patients seen in 24 months	Total	Change since previous quarter
Quarter ending March 2018	13,767	
Quarter ending June 2018	13,697	→
Quarter ending September 2018	13,591	→
Quarter ending December 2018	13,514	→
Quarter ending March 2019	13,331	↓
<b>Variance since March 2018</b>	<b>(3.2%)</b>	<b>↓</b>



### ACTIVITY



Adjusted Scheduled Activity (UDA)		
Month	2018	2019
April	1,945	998
May	4,877	3,973
June	7,368	6,386
July	11,256	10,195
August	14,300	13,410
September	17,133	15,803
October	19,481	18,702
November	24,026	21,392
December	26,975	24,286
January	30,041	27,373
February	33,770	30,272
March	36,937	33,701
April	38,373	35,536
May	38,447	35,609
June	38,470	35,603

### QUALITY

	Quantity	Base Number	Contract	AT	Region	England
% of FP17s for the same patient ID Re-attending within 3 months - Children	358	5,214	6.9%	12.0%	12.3%	11.8%
% of FP17s for the same patient ID Re-attending within 3 months - Adults	2,417	13,656	17.7%	15.3%	15.9%	15.7%
% of FP17s for the same patient ID Re-attending between 3 & 9 months - Children	3,057	5,214	58.6%	58.5%	60.2%	58.9%
% of FP17s for the same patient ID Re-attending between 3 & 9 months - Adults	7,191	13,656	52.7%	51.2%	53.0%	50.8%
% of FP17s for Band 1 Urgent Courses	2,410	19,051	12.7%	10.7%	9.1%	9.1%
% of FP17s Relating to Free Repair or Replacements	243	19,051	1.3%	0.9%	1.0%	0.8%
% of FP17s Relating to Continuations	88	19,051	0.5%	0.9%	1.0%	0.9%
% of Patients satisfied with the dentistry they have received	3	3	N/A	94.5%	93.2%	92.5%
% of Patients satisfied with the time they had to wait for an appointment	3	3	N/A	86.4%	88.1%	87.0%

\* This is based on patients treated on this contract for their most recent course of treatment.

Figures in italics indicate the base number of FP17s or Patient Questionnaire responses are less than 100. N/A is shown where the base number of responses is less than 10 during the period. % is calculated as Quantity/Base number\*100



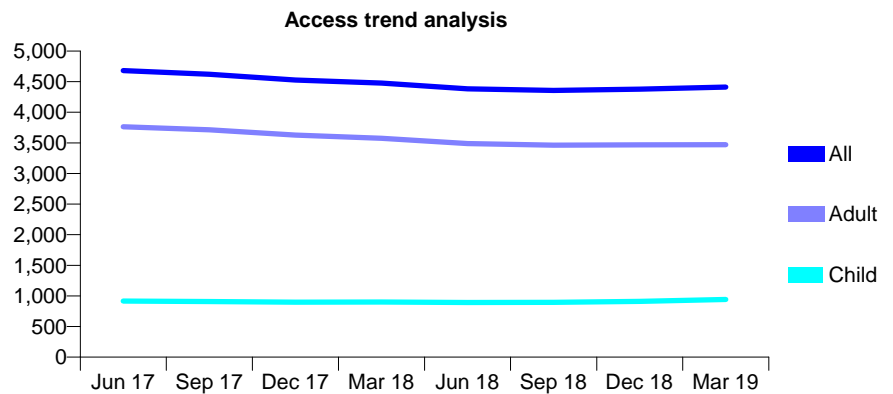
## Q47 - Vital Signs At a Glance Contract Report for 113107/0001 - Year end March 2019

Name or company name	Moor Park Dental Surgery
Contract type name	GDS Contract
Purpose of contract	General
Contract start date	01/04/2013
Contract end date	

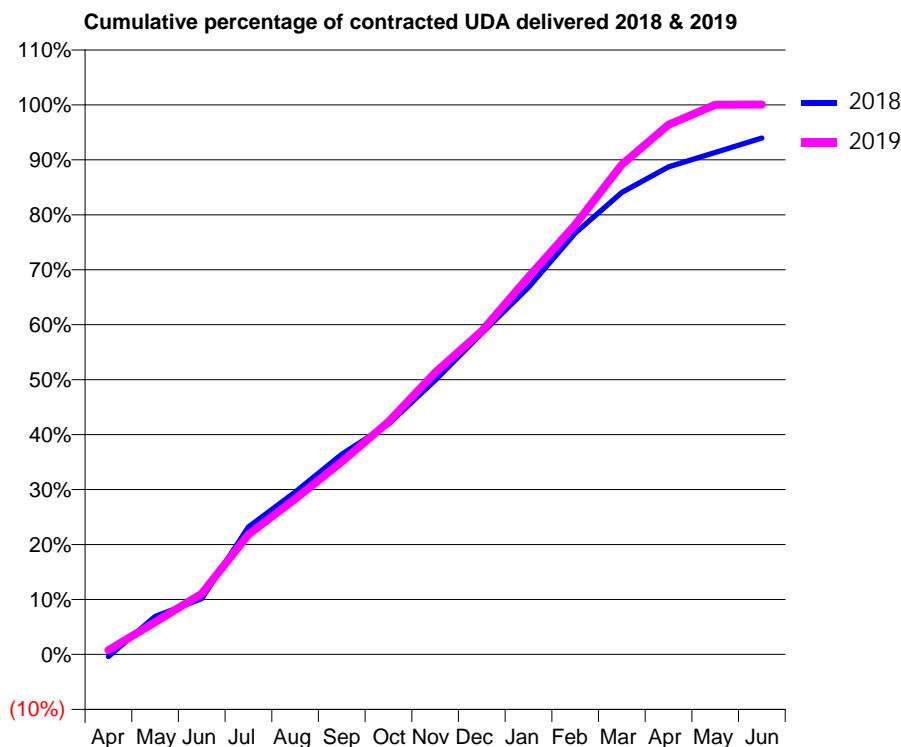
18/19 Contracted general activity (UDA)	15,830
Carry forward general activity (UDA)	0
18/19 Contracted orthodontic activity (UOA)	0
Carry forward orthodontic activity (UOA)	0
Baseline contract value	£365,249.54

### ACCESS\*

Patients seen in 24 months	Total	Change since previous quarter
Quarter ending March 2018	4,477	
Quarter ending June 2018	4,382	↓
Quarter ending September 2018	4,357	→
Quarter ending December 2018	4,379	→
Quarter ending March 2019	4,412	→
<b>Variance since March 2018</b>	<b>(1.5%)</b>	<b>↓</b>



### ACTIVITY



Adjusted Scheduled Activity (UDA)		
Month	2018	2019
April	-66	126
May	1,096	932
June	1,609	1,748
July	3,670	3,457
August	4,679	4,476
September	5,763	5,551
October	6,635	6,702
November	7,900	8,119
December	9,247	9,315
January	10,573	10,872
February	12,136	12,378
March	13,310	14,109
April	14,046	15,255
May	14,463	15,834
June	14,873	15,836

### QUALITY

	Quantity	Base Number	Contract	AT	Region	England
% of FP17s for the same patient ID Re-attending within 3 months - Children	425	1,809	23.5%	12.0%	12.3%	11.8%
% of FP17s for the same patient ID Re-attending within 3 months - Adults	778	4,850	16.0%	15.3%	15.9%	15.7%
% of FP17s for the same patient ID Re-attending between 3 & 9 months - Children	909	1,809	50.2%	58.5%	60.2%	58.9%
% of FP17s for the same patient ID Re-attending between 3 & 9 months - Adults	2,541	4,850	52.4%	51.2%	53.0%	50.8%
% of FP17s for Band 1 Urgent Courses	689	6,676	10.3%	10.7%	9.1%	9.1%
% of FP17s Relating to Free Repair or Replacements	208	6,676	3.1%	0.9%	1.0%	0.8%
% of FP17s Relating to Continuations	0	6,676	0.0%	0.9%	1.0%	0.9%
% of Patients satisfied with the dentistry they have received	4	4	N/A	94.5%	93.2%	92.5%
% of Patients satisfied with the time they had to wait for an appointment	4	4	N/A	86.4%	88.1%	87.0%

\* This is based on patients treated on this contract for their most recent course of treatment.

Figures in italics indicate the base number of FP17s or Patient Questionnaire responses are less than 100. N/A is shown where the base number of responses is less than 10 during the period. % is calculated as Quantity/Base number\*100

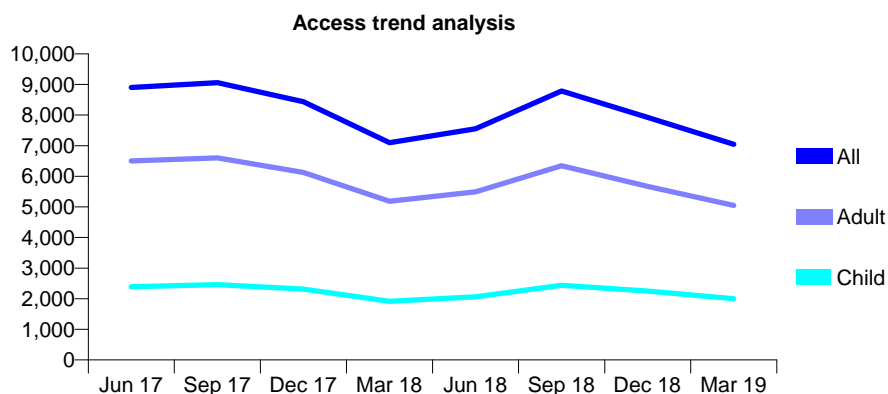
## Q47 - Vital Signs At a Glance Contract Report for 117382/0001 - Year end March 2019

Name or company name	Drakes Dental Care
Contract type name	GDS Contract
Purpose of contract	General
Contract start date	01/08/2015
Contract end date	

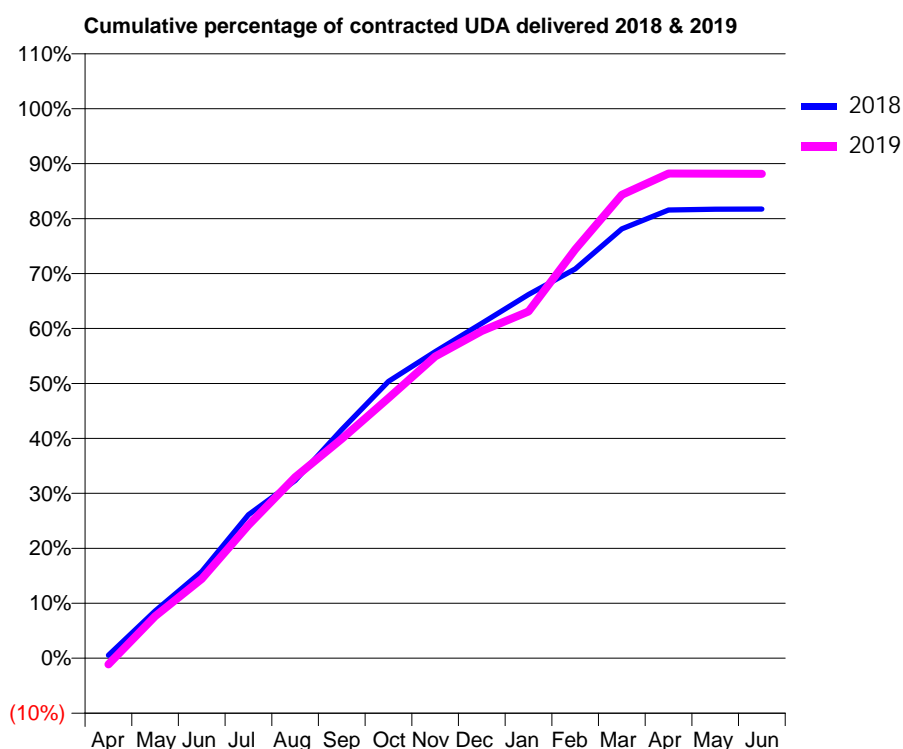
18/19 Contracted general activity (UDA)	28,636
Carry forward general activity (UDA)	0
18/19 Contracted orthodontic activity (UOA)	0
Carry forward orthodontic activity (UOA)	0
Baseline contract value	£673,536.78

### ACCESS\*

Patients seen in 24 months	Total	Change since previous quarter
Quarter ending March 2018	7,098	
Quarter ending June 2018	7,554	↑
Quarter ending September 2018	8,786	↑
Quarter ending December 2018	7,922	↓
Quarter ending March 2019	7,048	↓
<b>Variance since March 2018</b>	<b>(0.7%)</b>	→



### ACTIVITY



Adjusted Scheduled Activity (UDA)		
Month	2018	2019
April	157	-325
May	2,461	2,192
June	4,515	4,131
July	7,481	6,930
August	9,262	9,441
September	11,917	11,428
October	14,420	13,554
November	15,976	15,722
December	17,456	17,047
January	18,951	18,071
February	20,290	21,304
March	22,375	24,145
April	23,355	25,255
May	23,395	25,248
June	23,411	25,240

### QUALITY

	Quantity	Base Number	Contract	AT	Region	England
% of FP17s for the same patient ID Re-attending within 3 months - Children	291	3,382	8.6%	12.0%	12.3%	11.8%
% of FP17s for the same patient ID Re-attending within 3 months - Adults	1,064	8,366	12.7%	15.3%	15.9%	15.7%
% of FP17s for the same patient ID Re-attending between 3 & 9 months - Children	1,648	3,382	48.7%	58.5%	60.2%	58.9%
% of FP17s for the same patient ID Re-attending between 3 & 9 months - Adults	4,071	8,366	48.7%	51.2%	53.0%	50.8%
% of FP17s for Band 1 Urgent Courses	666	11,804	5.6%	10.7%	9.1%	9.1%
% of FP17s Relating to Free Repair or Replacements	209	11,804	1.8%	0.9%	1.0%	0.8%
% of FP17s Relating to Continuations	44	11,804	0.4%	0.9%	1.0%	0.9%
% of Patients satisfied with the dentistry they have received	1	1	N/A	94.5%	93.2%	92.5%
% of Patients satisfied with the time they had to wait for an appointment	1	1	N/A	86.4%	88.1%	87.0%

\* This is based on patients treated on this contract for their most recent course of treatment.

Figures in italics indicate the base number of FP17s or Patient Questionnaire responses are less than 100. N/A is shown where the base number of responses is less than 10 during the period. % is calculated as Quantity/Base number\*100

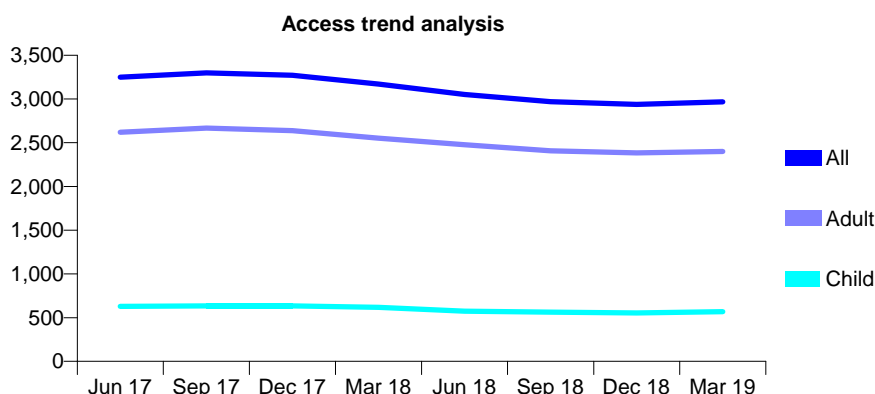
## Q47 - Vital Signs At a Glance Contract Report for 117730/0001 - Year end March 2019

Name or company name	Synergy Dental Clinic Ormskirk Ltd
Contract type name	GDS Contract
Purpose of contract	General
Contract start date	01/08/2015
Contract end date	

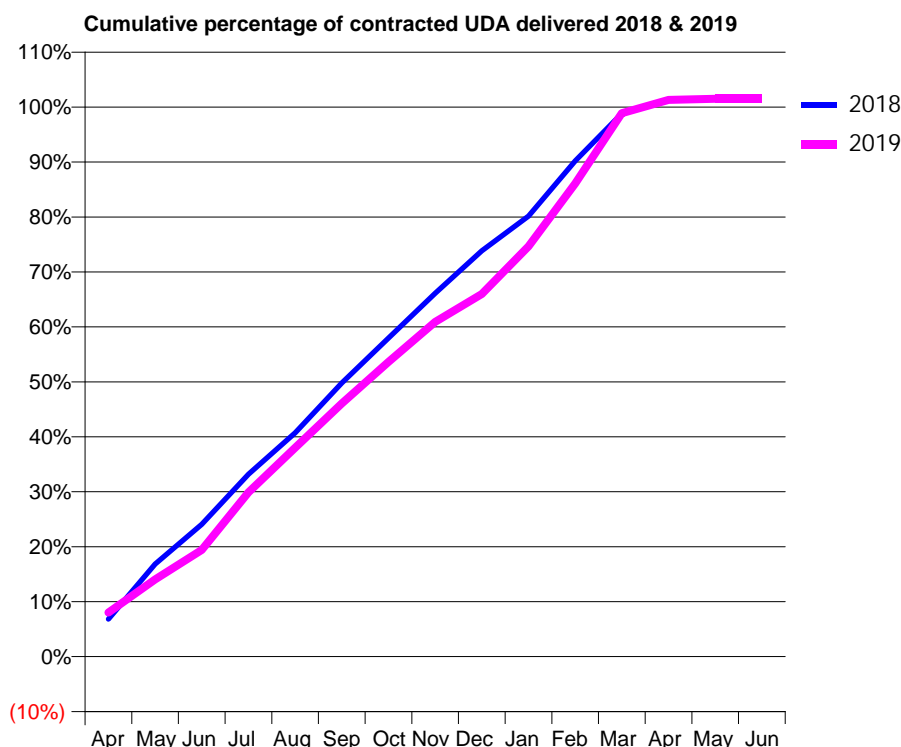
18/19 Contracted general activity (UDA)	10,500
Carry forward general activity (UDA)	-166
18/19 Contracted orthodontic activity (UOA)	0
Carry forward orthodontic activity (UOA)	0
Baseline contract value	£304,456.57

### ACCESS\*

Patients seen in 24 months	Total	Change since previous quarter
Quarter ending March 2018	3,170	
Quarter ending June 2018	3,052	↓
Quarter ending September 2018	2,969	↓
Quarter ending December 2018	2,938	↓
Quarter ending March 2019	2,967	→
<b>Variance since March 2018</b>	<b>(6.4%)</b>	<b>↓</b>



### ACTIVITY



Adjusted Scheduled Activity (UDA)		
Month	2018	2019
April	718	842
May	1,770	1,477
June	2,528	2,038
July	3,485	3,141
August	4,276	3,991
September	5,228	4,837
October	6,087	5,629
November	6,943	6,395
December	7,753	6,926
January	8,417	7,838
February	9,473	9,042
March	10,378	10,382
April	10,645	10,636
May	10,665	10,658
June	10,666	10,658

### QUALITY

	Quantity	Base Number	Contract	AT	Region	England
% of FP17s for the same patient ID Re-attending within 3 months - Children	60	887	6.8%	12.0%	12.3%	11.8%
% of FP17s for the same patient ID Re-attending within 3 months - Adults	483	3,736	12.9%	15.3%	15.9%	15.7%
% of FP17s for the same patient ID Re-attending between 3 & 9 months - Children	546	887	61.6%	58.5%	60.2%	58.9%
% of FP17s for the same patient ID Re-attending between 3 & 9 months - Adults	2,371	3,736	63.5%	51.2%	53.0%	50.8%
% of FP17s for Band 1 Urgent Courses	213	4,609	4.6%	10.7%	9.1%	9.1%
% of FP17s Relating to Free Repair or Replacements	28	4,609	0.6%	0.9%	1.0%	0.8%
% of FP17s Relating to Continuations	41	4,609	0.9%	0.9%	1.0%	0.9%
% of Patients satisfied with the dentistry they have received	1	1	N/A	94.5%	93.2%	92.5%
% of Patients satisfied with the time they had to wait for an appointment	1	1	N/A	86.4%	88.1%	87.0%

\* This is based on patients treated on this contract for their most recent course of treatment.  
 Figures in *italics* indicate the base number of FP17s or Patient Questionnaire responses are less than 100. N/A is shown where the base number of responses is less than 10 during the period. % is calculated as Quantity/Base number\*100

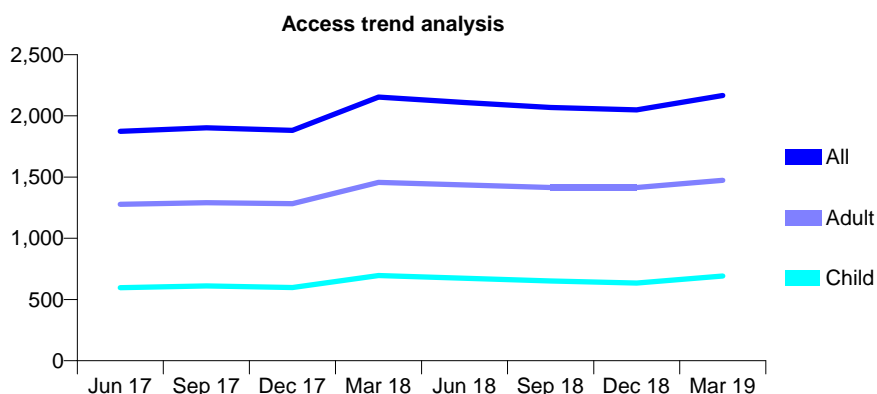
## Q47 - Vital Signs At a Glance Contract Report for 118060/0021 - Year end March 2019

Name or company name	Genix Healthcare Ltd
Contract type name	PDS Contract
Purpose of contract	General
Contract start date	20/09/2010
Contract end date	19/09/2020

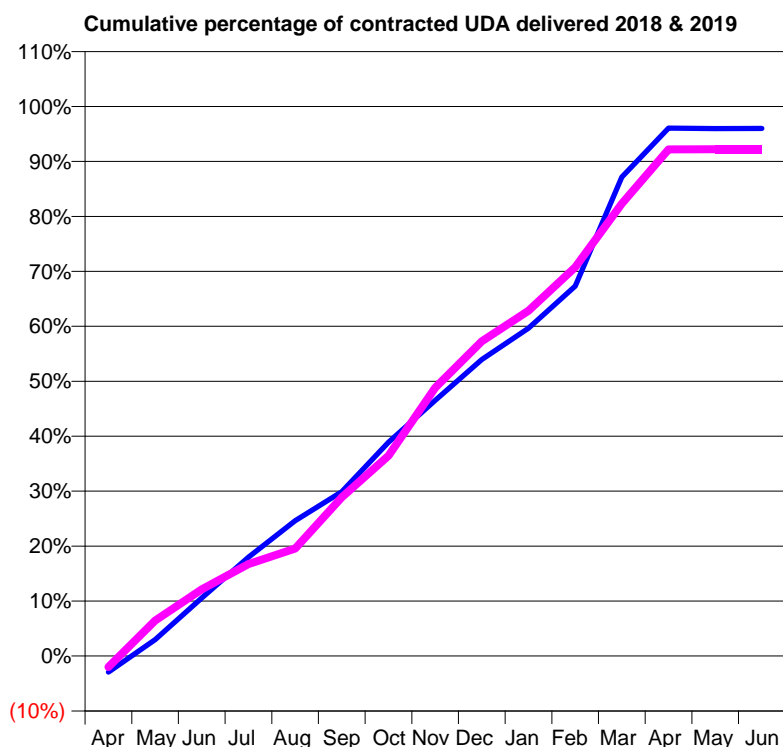
18/19 Contracted general activity (UDA)	5,940
Carry forward general activity (UDA)	238
18/19 Contracted orthodontic activity (UOA)	0
Carry forward orthodontic activity (UOA)	0
Baseline contract value	£316,778.38

### ACCESS\*

Patients seen in 24 months	Total	Change since previous quarter
Quarter ending March 2018	2,154	
Quarter ending June 2018	2,110	↓
Quarter ending September 2018	2,068	↓
Quarter ending December 2018	2,049	→
Quarter ending March 2019	2,166	↑
<b>Variance since March 2018</b>	<b>0.6%</b>	<b>→</b>



### ACTIVITY



Adjusted Scheduled Activity (UDA)		
Month	2018	2019
April	-175	-121
May	178	384
June	628	721
July	1,069	994
August	1,462	1,162
September	1,776	1,716
October	2,310	2,166
November	2,763	2,902
December	3,204	3,400
January	3,543	3,732
February	3,998	4,202
March	5,177	4,889
April	5,707	5,475
May	5,701	5,477
June	5,702	5,477

### QUALITY

	Quantity	Base Number	Contract	AT	Region	England
% of FP17s for the same patient ID Re-attending within 3 months - Children	151	917	16.5%	12.0%	12.3%	11.8%
% of FP17s for the same patient ID Re-attending within 3 months - Adults	369	1,973	18.7%	15.3%	15.9%	15.7%
% of FP17s for the same patient ID Re-attending between 3 & 9 months - Children	462	917	50.4%	58.5%	60.2%	58.9%
% of FP17s for the same patient ID Re-attending between 3 & 9 months - Adults	966	1,973	49.0%	51.2%	53.0%	50.8%
% of FP17s for Band 1 Urgent Courses	160	2,924	5.5%	10.7%	9.1%	9.1%
% of FP17s Relating to Free Repair or Replacements	19	2,924	0.6%	0.9%	1.0%	0.8%
% of FP17s Relating to Continuations	19	2,924	0.6%	0.9%	1.0%	0.9%
% of Patients satisfied with the dentistry they have received	3	3	N/A	94.5%	93.2%	92.5%
% of Patients satisfied with the time they had to wait for an appointment	3	3	N/A	86.4%	88.1%	87.0%

\* This is based on patients treated on this contract for their most recent course of treatment.

Figures in italics indicate the base number of FP17s or Patient Questionnaire responses are less than 100. N/A is shown where the base number of responses is less than 10 during the period. % is calculated as Quantity/Base number\*100

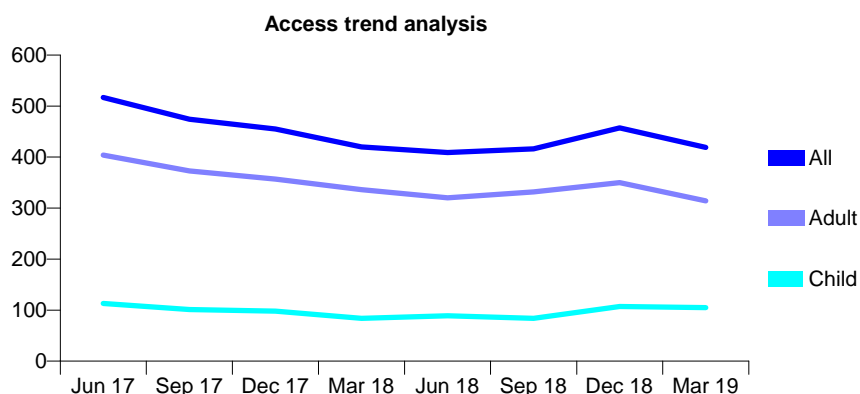
## Q47 - Vital Signs At a Glance Contract Report for 118060/0022 - Year end March 2019

Name or company name	Genix Healthcare Ltd
Contract type name	PDS Contract
Purpose of contract	General
Contract start date	20/09/2010
Contract end date	

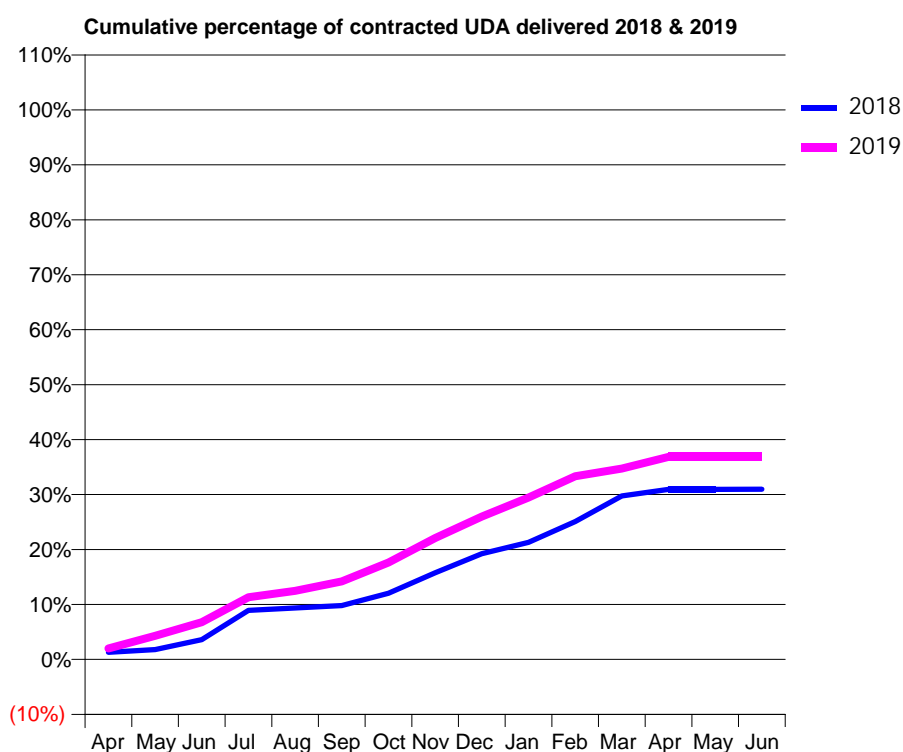
18/19 Contracted general activity (UDA)	4,100
Carry forward general activity (UDA)	0
18/19 Contracted orthodontic activity (UOA)	0
Carry forward orthodontic activity (UOA)	0
Baseline contract value	£219,604.20

### ACCESS\*

Patients seen in 24 months	Total	Change since previous quarter
Quarter ending March 2018	420	
Quarter ending June 2018	409	↓
Quarter ending September 2018	416	→
Quarter ending December 2018	457	↑
Quarter ending March 2019	419	↓
<b>Variance since March 2018</b>	<b>(0.2%)</b>	<b>→</b>



### ACTIVITY



Adjusted Scheduled Activity (UDA)		
Month	2018	2019
April	53	82
May	74	176
June	148	278
July	366	464
August	384	512
September	402	582
October	494	723
November	647	906
December	789	1,066
January	873	1,207
February	1,029	1,367
March	1,220	1,424
April	1,269	1,511
May	1,269	1,511
June	1,270	1,511

### QUALITY

	Quantity	Base Number	Contract	AT	Region	England
% of FP17s for the same patient ID Re-attending within 3 months - Children	12	145	8.3%	12.0%	12.3%	11.8%
% of FP17s for the same patient ID Re-attending within 3 months - Adults	64	428	15.0%	15.3%	15.9%	15.7%
% of FP17s for the same patient ID Re-attending between 3 & 9 months - Children	37	145	25.5%	58.5%	60.2%	58.9%
% of FP17s for the same patient ID Re-attending between 3 & 9 months - Adults	96	428	22.4%	51.2%	53.0%	50.8%
% of FP17s for Band 1 Urgent Courses	49	597	8.2%	10.7%	9.1%	9.1%
% of FP17s Relating to Free Repair or Replacements	5	597	0.8%	0.9%	1.0%	0.8%
% of FP17s Relating to Continuations	12	597	2.0%	0.9%	1.0%	0.9%
% of Patients satisfied with the dentistry they have received	0	0	N/A	94.5%	93.2%	92.5%
% of Patients satisfied with the time they had to wait for an appointment	0	0	N/A	86.4%	88.1%	87.0%

\* This is based on patients treated on this contract for their most recent course of treatment. Figures in italics indicate the base number of FP17s or Patient Questionnaire responses are less than 100. N/A is shown where the base number of responses is less than 10 during the period. % is calculated as Quantity/Base number\*100

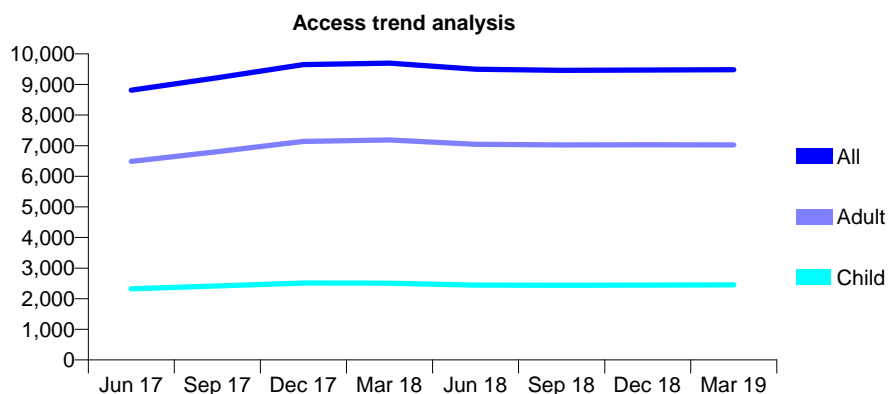
## Q47 - Vital Signs At a Glance Contract Report for 121282/0001 - Year end March 2019

Name or company name	Sandy Lane Dental Practice
Contract type name	GDS Contract
Purpose of contract	General and Orthodontic
Contract start date	19/01/2016
Contract end date	

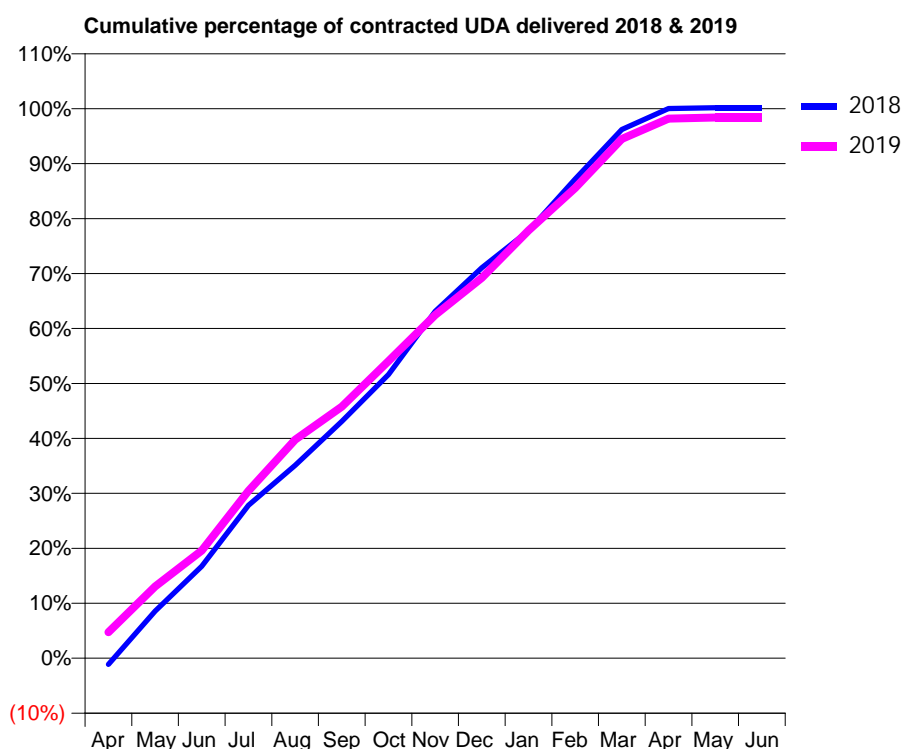
18/19 Contracted general activity (UDA)	26,185
Carry forward general activity (UDA)	-43
18/19 Contracted orthodontic activity (UOA)	0
Carry forward orthodontic activity (UOA)	0
Baseline contract value	£777,428.37

### ACCESS\*

Patients seen in 24 months	Total	Change since previous quarter
Quarter ending March 2018	9,695	
Quarter ending June 2018	9,497	↓
Quarter ending September 2018	9,464	→
Quarter ending December 2018	9,471	→
Quarter ending March 2019	9,482	→
<b>Variance since March 2018</b>	<b>(2.2%)</b>	<b>↓</b>



### ACTIVITY



Adjusted Scheduled Activity (UDA)		
Month	2018	2019
April	-291	1,240
May	2,184	3,420
June	4,262	5,132
July	7,085	7,972
August	8,936	10,409
September	10,967	11,986
October	13,145	14,157
November	16,073	16,352
December	18,090	18,127
January	19,796	20,382
February	22,204	22,411
March	24,494	24,740
April	25,464	25,707
May	25,502	25,765
June	25,503	25,764

### QUALITY

	Quantity	Base Number	Contract	AT	Region	England
% of FP17s for the same patient ID Re-attending within 3 months - Children	657	4,192	15.7%	12.0%	12.3%	11.8%
% of FP17s for the same patient ID Re-attending within 3 months - Adults	1,874	10,388	18.0%	15.3%	15.9%	15.7%
% of FP17s for the same patient ID Re-attending between 3 & 9 months - Children	2,731	4,192	65.1%	58.5%	60.2%	58.9%
% of FP17s for the same patient ID Re-attending between 3 & 9 months - Adults	6,162	10,388	59.3%	51.2%	53.0%	50.8%
% of FP17s for Band 1 Urgent Courses	806	14,238	5.7%	10.7%	9.1%	9.1%
% of FP17s Relating to Free Repair or Replacements	130	14,238	0.9%	0.9%	1.0%	0.8%
% of FP17s Relating to Continuations	131	14,238	0.9%	0.9%	1.0%	0.9%
% of Patients satisfied with the dentistry they have received	7	7	N/A	94.5%	93.2%	92.5%
% of Patients satisfied with the time they had to wait for an appointment	7	7	N/A	86.4%	88.1%	87.0%

\* This is based on patients treated on this contract for their most recent course of treatment.

Figures in italics indicate the base number of FP17s or Patient Questionnaire responses are less than 100. N/A is shown where the base number of responses is less than 10 during the period. % is calculated as Quantity/Base number\*100

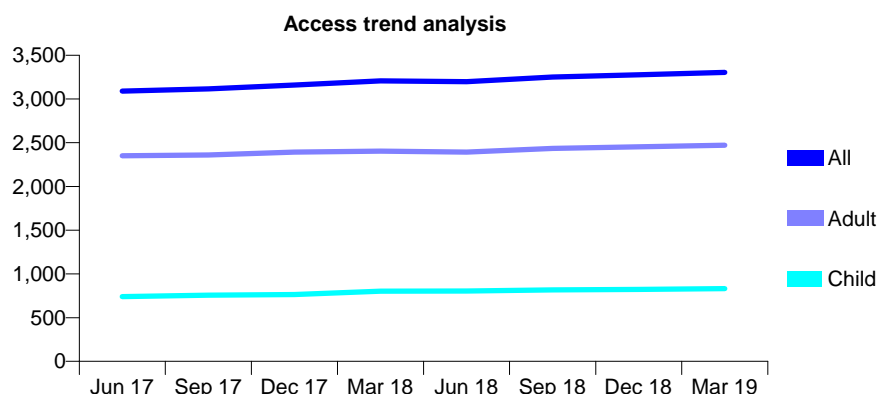
## Q47 - Vital Signs At a Glance Contract Report for 122181/0001 - Year end March 2019

Name or company name	Sedbergh Dental Practice
Contract type name	GDS Contract
Purpose of contract	General
Contract start date	01/04/2010
Contract end date	

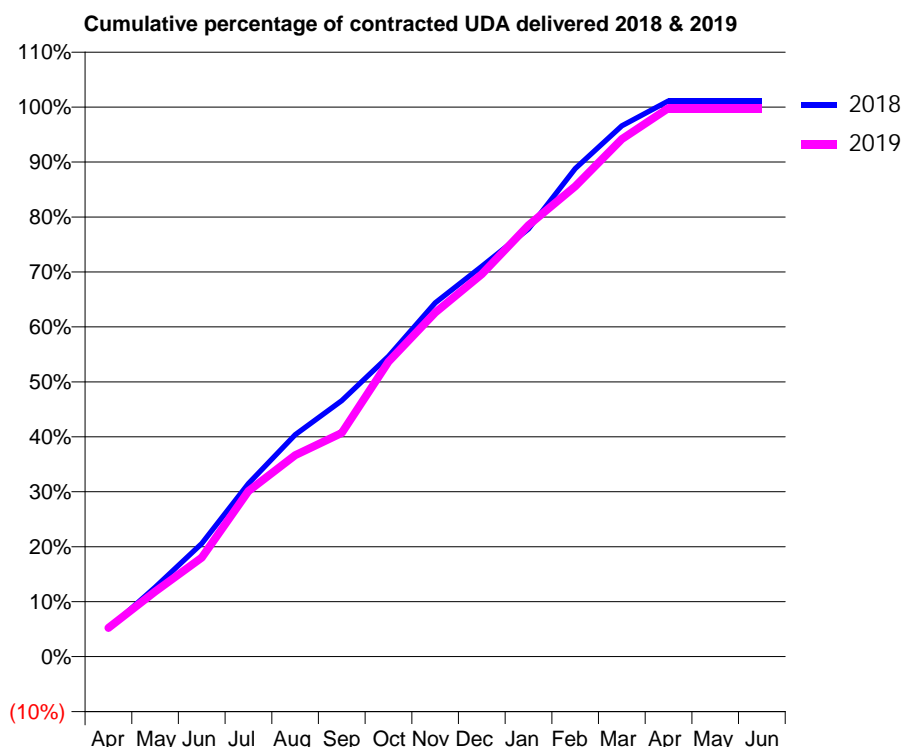
18/19 Contracted general activity (UDA)	8,754
Carry forward general activity (UDA)	-99
18/19 Contracted orthodontic activity (UOA)	0
Carry forward orthodontic activity (UOA)	0
Baseline contract value	£225,231.47

### ACCESS\*

Patients seen in 24 months	Total	Change since previous quarter
Quarter ending March 2018	3,207	
Quarter ending June 2018	3,197	→
Quarter ending September 2018	3,251	→
Quarter ending December 2018	3,276	→
Quarter ending March 2019	3,304	→
<b>Variance since March 2018</b>	<b>3.0%</b>	<b>↑</b>



### ACTIVITY



Adjusted Scheduled Activity (UDA)		
Month	2018	2019
April	446	458
May	1,106	1,035
June	1,803	1,576
July	2,759	2,637
August	3,536	3,209
September	4,078	3,564
October	4,785	4,699
November	5,635	5,480
December	6,216	6,091
January	6,814	6,872
February	7,773	7,492
March	8,454	8,242
April	8,853	8,737
May	8,853	8,739
June	8,853	8,739

### QUALITY

	Quantity	Base Number	Contract	AT	Region	England
% of FP17s for the same patient ID Re-attending within 3 months - Children	149	1,546	9.6%	12.0%	12.3%	11.8%
% of FP17s for the same patient ID Re-attending within 3 months - Adults	620	4,307	14.4%	15.3%	15.9%	15.7%
% of FP17s for the same patient ID Re-attending between 3 & 9 months - Children	1,128	1,546	73.0%	58.5%	60.2%	58.9%
% of FP17s for the same patient ID Re-attending between 3 & 9 months - Adults	3,026	4,307	70.3%	51.2%	53.0%	50.8%
% of FP17s for Band 1 Urgent Courses	362	4,979	7.3%	10.7%	9.1%	9.1%
% of FP17s Relating to Free Repair or Replacements	37	4,979	0.7%	0.9%	1.0%	0.8%
% of FP17s Relating to Continuations	114	4,979	2.3%	0.9%	1.0%	0.9%
% of Patients satisfied with the dentistry they have received	3	3	N/A	94.5%	93.2%	92.5%
% of Patients satisfied with the time they had to wait for an appointment	3	3	N/A	86.4%	88.1%	87.0%

\* This is based on patients treated on this contract for their most recent course of treatment.  
 Figures in *italics* indicate the base number of FP17s or Patient Questionnaire responses are less than 100. N/A is shown where the base number of responses is less than 10 during the period. % is calculated as Quantity/Base number\*100



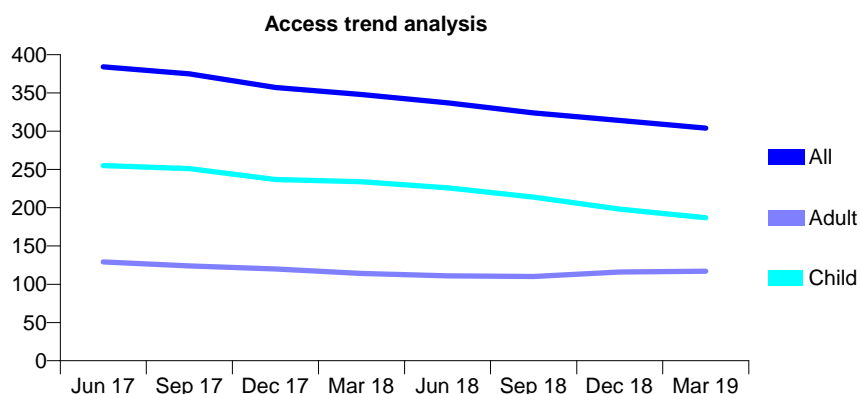
## Q47 - Vital Signs At a Glance Contract Report for 123188/0001 - Year end March 2019

Name or company name	Cramond House Dental Practice
Contract type name	GDS Contract
Purpose of contract	General and Orthodontic
Contract start date	01/04/2011
Contract end date	

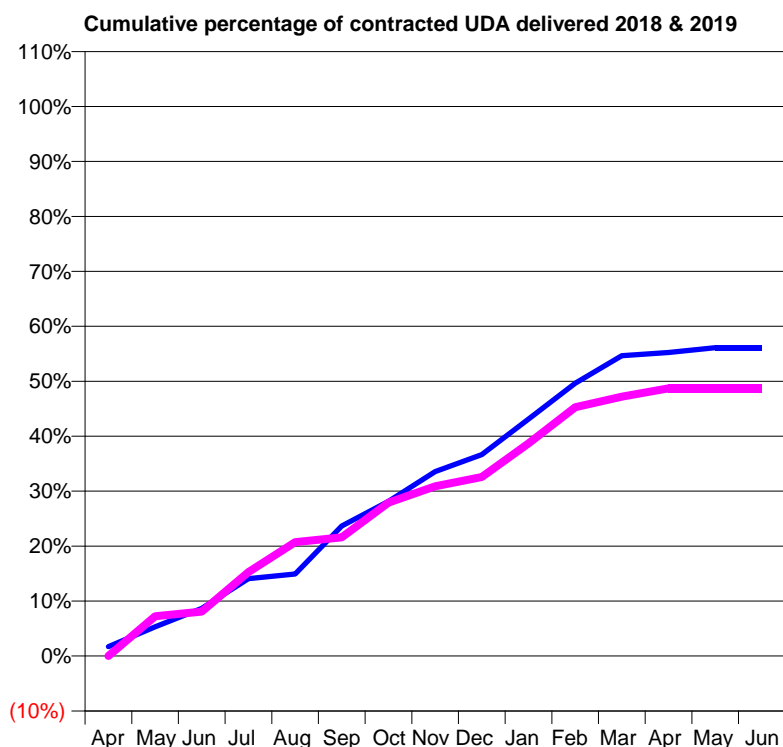
18/19 Contracted general activity (UDA)	1,520
Carry forward general activity (UDA)	0
18/19 Contracted orthodontic activity (UOA)	340
Carry forward orthodontic activity (UOA)	0
Baseline contract value	£57,975.24

### ACCESS\*

Patients seen in 24 months	Total	Change since previous quarter
Quarter ending March 2018	348	
Quarter ending June 2018	337	↓
Quarter ending September 2018	324	↓
Quarter ending December 2018	314	↓
Quarter ending March 2019	304	↓
<b>Variance since March 2018</b>	<b>(12.6%)</b>	<b>↓</b>



### ACTIVITY



Adjusted Scheduled Activity (UDA)		
Month	2018	2019
April	26	0
May	81	110
June	132	123
July	214	232
August	227	315
September	360	328
October	428	424
November	510	469
December	557	495
January	655	588
February	754	688
March	831	717
April	840	741
May	853	741
June	853	741

### QUALITY

	Quantity	Base Number	Contract	AT	Region	England
% of FP17s for the same patient ID Re-attending within 3 months - Children	57	395	14.4%	12.0%	12.3%	11.8%
% of FP17s for the same patient ID Re-attending within 3 months - Adults	11	80	13.8%	15.3%	15.9%	15.7%
% of FP17s for the same patient ID Re-attending between 3 & 9 months - Children	272	395	68.9%	58.5%	60.2%	58.9%
% of FP17s for the same patient ID Re-attending between 3 & 9 months - Adults	54	80	67.5%	51.2%	53.0%	50.8%
% of FP17s for Band 1 Urgent Courses	4	435	0.9%	10.7%	9.1%	9.1%
% of FP17s Relating to Free Repair or Replacements	0	435	0.0%	0.9%	1.0%	0.8%
% of FP17s Relating to Continuations	0	435	0.0%	0.9%	1.0%	0.9%
% of Patients satisfied with the dentistry they have received	0	0	N/A	94.5%	93.2%	92.5%
% of Patients satisfied with the time they had to wait for an appointment	0	0	N/A	86.4%	88.1%	87.0%

\* This is based on patients treated on this contract for their most recent course of treatment.

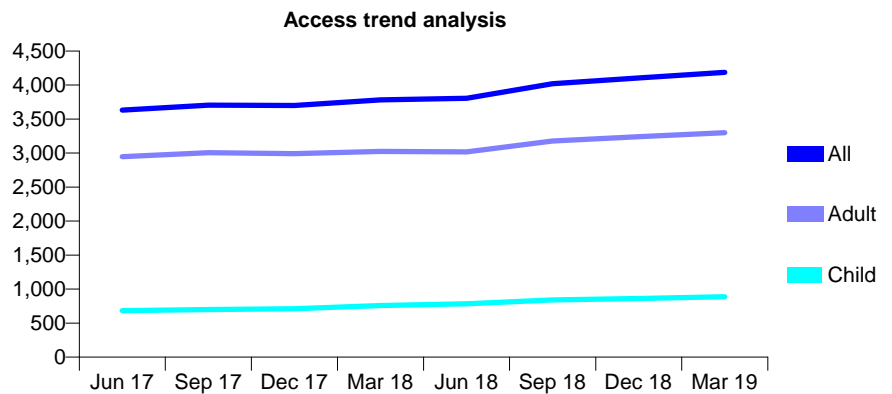
Figures in italics indicate the base number of FP17s or Patient Questionnaire responses are less than 100. N/A is shown where the base number of responses is less than 10 during the period. % is calculated as Quantity/Base number\*100

## Q47 - Vital Signs At a Glance Contract Report for 123234/0001 - Year end March 2019

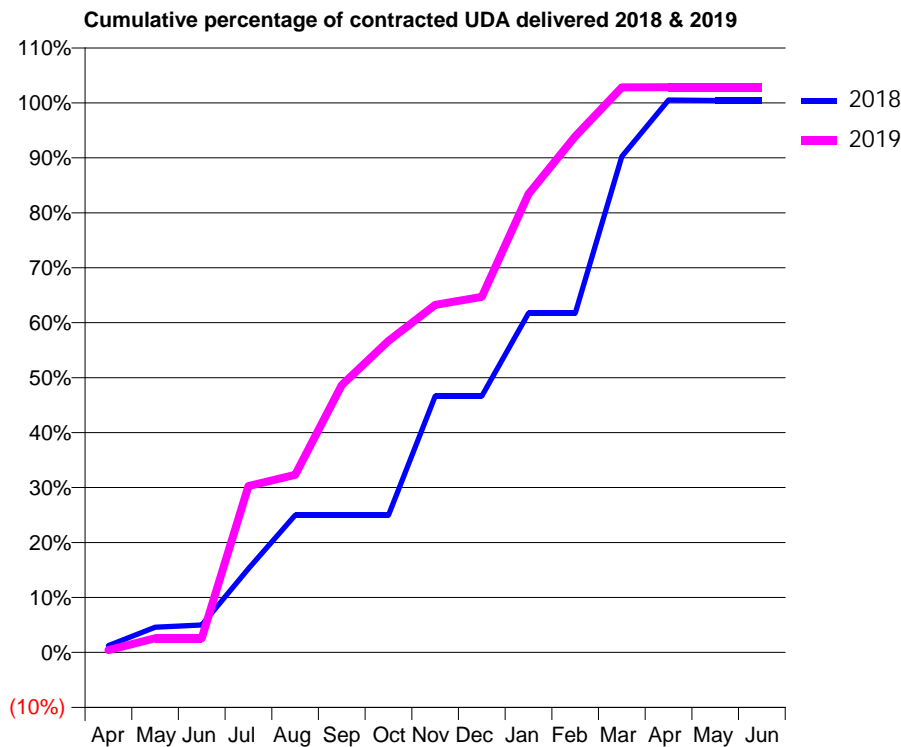
Name or company name	Mr N. Gokul	18/19 Contracted general activity (UDA)	13,136
Contract type name	GDS Contract	Carry forward general activity (UDA)	-55
Purpose of contract	General	18/19 Contracted orthodontic activity (UOA)	0
Contract start date	05/01/2009	Carry forward orthodontic activity (UOA)	0
Contract end date		Baseline contract value	£302,059.73

### ACCESS\*

Patients seen in 24 months	Total	Change since previous quarter
Quarter ending March 2018	3,783	
Quarter ending June 2018	3,805	→
Quarter ending September 2018	4,020	↑
Quarter ending December 2018	4,104	↑
Quarter ending March 2019	4,187	↑
<b>Variance since March 2018</b>	<b>10.7%</b>	<b>↑</b>



### ACTIVITY



Adjusted Scheduled Activity (UDA)		
Month	2018	2019
April	163	56
May	604	341
June	658	341
July	2,004	3,976
August	3,283	4,245
September	3,283	6,391
October	3,283	7,445
November	6,126	8,309
December	6,126	8,501
January	8,107	10,957
February	8,107	12,334
March	11,854	13,506
April	13,201	13,507
May	13,191	13,507
June	13,191	13,507

### QUALITY

	Quantity	Base Number	Contract	AT	Region	England
% of FP17s for the same patient ID Re-attending within 3 months - Children	117	1,248	9.4%	12.0%	12.3%	11.8%
% of FP17s for the same patient ID Re-attending within 3 months - Adults	1,018	4,920	20.7%	15.3%	15.9%	15.7%
% of FP17s for the same patient ID Re-attending between 3 & 9 months - Children	637	1,248	51.0%	58.5%	60.2%	58.9%
% of FP17s for the same patient ID Re-attending between 3 & 9 months - Adults	2,664	4,920	54.1%	51.2%	53.0%	50.8%
% of FP17s for Band 1 Urgent Courses	250	5,545	4.5%	10.7%	9.1%	9.1%
% of FP17s Relating to Free Repair or Replacements	82	5,545	1.5%	0.9%	1.0%	0.8%
% of FP17s Relating to Continuations	243	5,545	4.4%	0.9%	1.0%	0.9%
% of Patients satisfied with the dentistry they have received	9	9	N/A	94.5%	93.2%	92.5%
% of Patients satisfied with the time they had to wait for an appointment	7	9	N/A	86.4%	88.1%	87.0%

\* This is based on patients treated on this contract for their most recent course of treatment. Figures in italics indicate the base number of FP17s or Patient Questionnaire responses are less than 100. N/A is shown where the base number of responses is less than 10 during the period. % is calculated as Quantity/Base number\*100

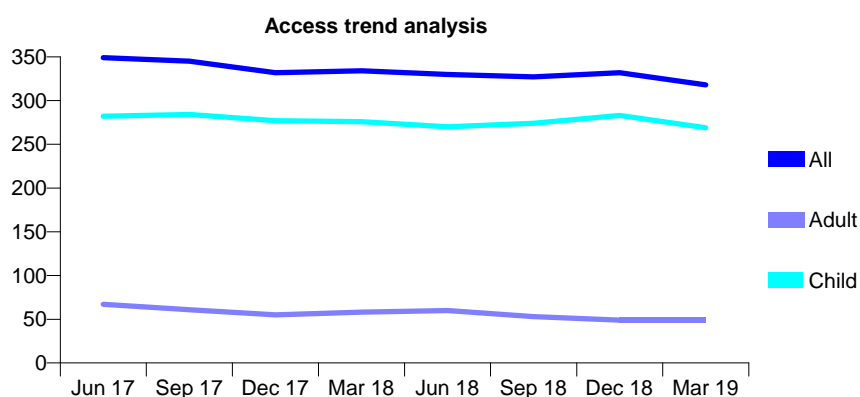
## Q47 - Vital Signs At a Glance Contract Report for 123730/0001 - Year end March 2019

Name or company name	J B Jefferies The Dental Surgery Ltd
Contract type name	GDS Contract
Purpose of contract	General
Contract start date	01/04/2010
Contract end date	

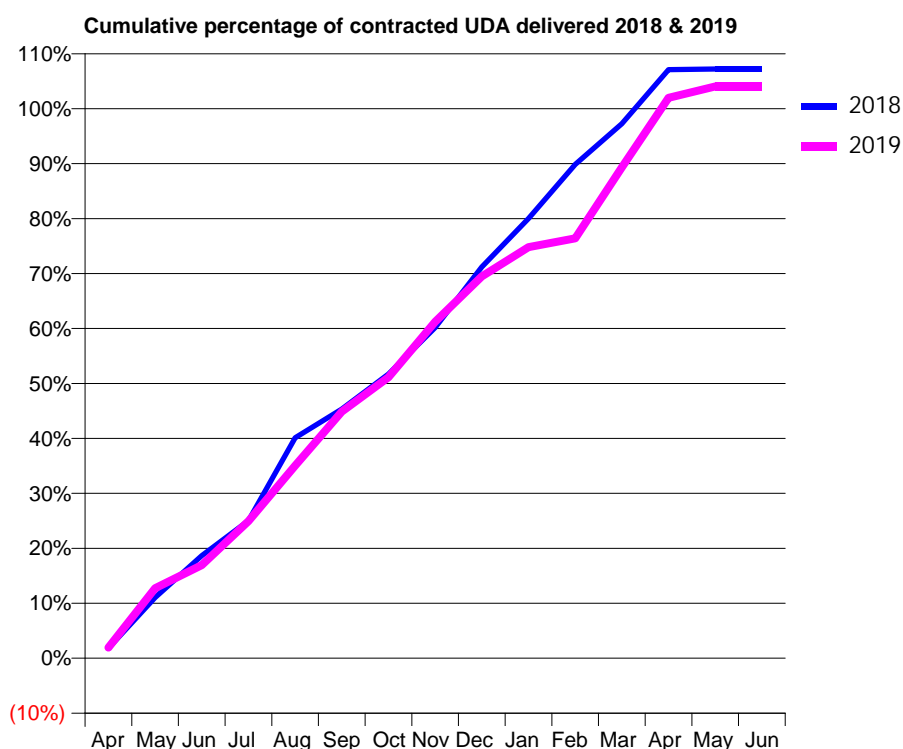
18/19 Contracted general activity (UDA)	815
Carry forward general activity (UDA)	-16
18/19 Contracted orthodontic activity (UOA)	0
Carry forward orthodontic activity (UOA)	0
Baseline contract value	£19,817.26

### ACCESS\*

Patients seen in 24 months	Total	Change since previous quarter
Quarter ending March 2018	334	
Quarter ending June 2018	330	↓
Quarter ending September 2018	327	→
Quarter ending December 2018	332	→
Quarter ending March 2019	318	↓
<b>Variance since March 2018</b>	<b>(4.8%)</b>	<b>↓</b>



### ACTIVITY



Adjusted Scheduled Activity (UDA)		
Month	2018	2019
April	15	16
May	90	104
June	152	138
July	204	203
August	327	286
September	369	366
October	421	417
November	491	499
December	580	566
January	652	610
February	732	623
March	793	728
April	873	831
May	874	848
June	874	848

### QUALITY

	Quantity	Base Number	Contract	AT	Region	England
% of FP17s for the same patient ID Re-attending within 3 months - Children	48	460	10.4%	12.0%	12.3%	11.8%
% of FP17s for the same patient ID Re-attending within 3 months - Adults	0	10	0.0%	15.3%	15.9%	15.7%
% of FP17s for the same patient ID Re-attending between 3 & 9 months - Children	288	460	62.6%	58.5%	60.2%	58.9%
% of FP17s for the same patient ID Re-attending between 3 & 9 months - Adults	2	10	20.0%	51.2%	53.0%	50.8%
% of FP17s for Band 1 Urgent Courses	9	487	1.8%	10.7%	9.1%	9.1%
% of FP17s Relating to Free Repair or Replacements	0	487	0.0%	0.9%	1.0%	0.8%
% of FP17s Relating to Continuations	1	487	0.2%	0.9%	1.0%	0.9%
% of Patients satisfied with the dentistry they have received	0	0	N/A	94.5%	93.2%	92.5%
% of Patients satisfied with the time they had to wait for an appointment	0	0	N/A	86.4%	88.1%	87.0%

\* This is based on patients treated on this contract for their most recent course of treatment. Figures in italics indicate the base number of FP17s or Patient Questionnaire responses are less than 100. N/A is shown where the base number of responses is less than 10 during the period. % is calculated as Quantity/Base number\*100

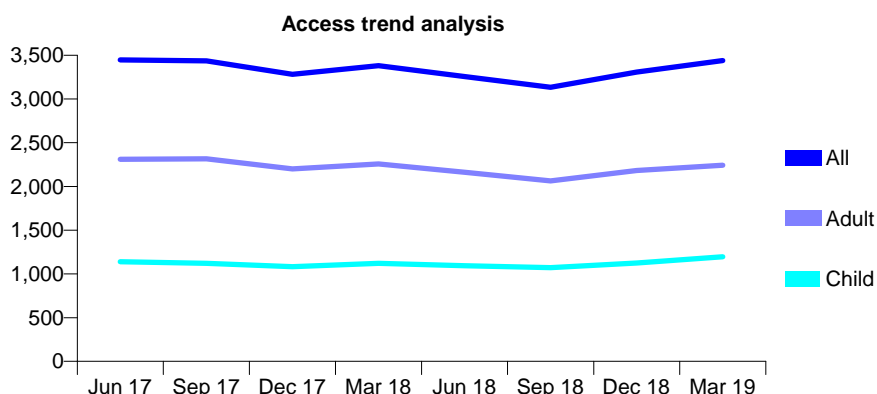
## Q47 - Vital Signs At a Glance Contract Report for 123935/0001 - Year end March 2019

Name or company name	The Smile Clinic Ltd
Contract type name	GDS Contract
Purpose of contract	General
Contract start date	01/04/2012
Contract end date	

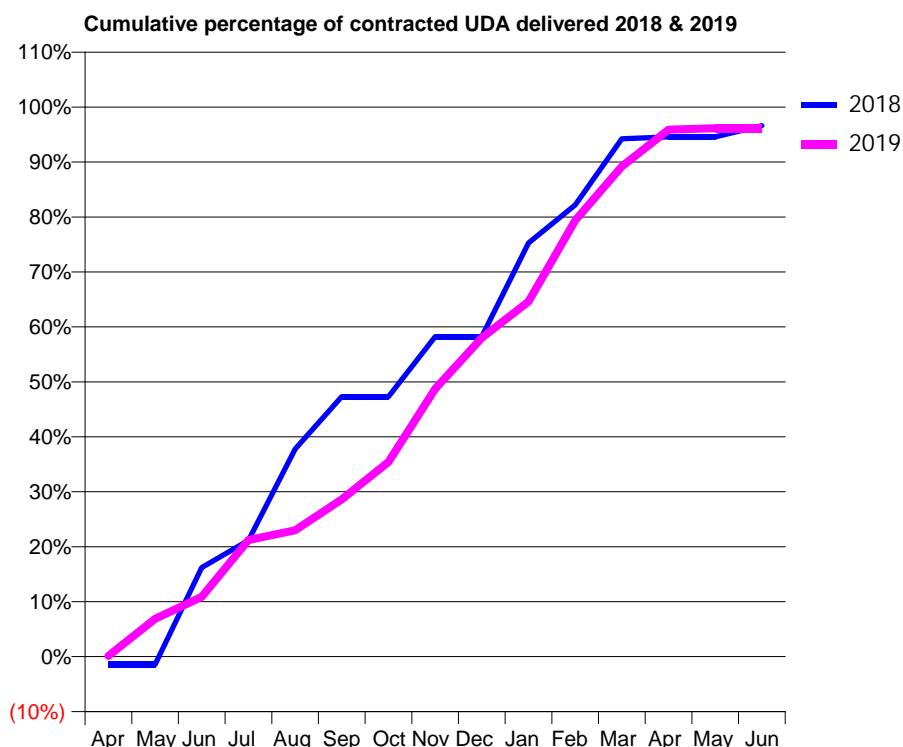
18/19 Contracted general activity (UDA)	12,250
Carry forward general activity (UDA)	415
18/19 Contracted orthodontic activity (UOA)	0
Carry forward orthodontic activity (UOA)	0
Baseline contract value	£279,994.56

### ACCESS\*

Patients seen in 24 months	Total	Change since previous quarter
Quarter ending March 2018	3,380	
Quarter ending June 2018	3,256	↓
Quarter ending September 2018	3,133	↓
Quarter ending December 2018	3,307	↑
Quarter ending March 2019	3,439	↑
<b>Variance since March 2018</b>	<b>1.7%</b>	<b>→</b>



### ACTIVITY



Adjusted Scheduled Activity (UDA)		
Month	2018	2019
April	-178	16
May	-178	846
June	1,988	1,334
July	2,591	2,599
August	4,631	2,816
September	5,797	3,506
October	5,797	4,342
November	7,132	5,971
December	7,132	7,104
January	9,221	7,915
February	10,070	9,722
March	11,540	10,925
April	11,587	11,746
May	11,587	11,778
June	11,835	11,778

### QUALITY

	Quantity	Base Number	Contract	AT	Region	England
% of FP17s for the same patient ID Re-attending within 3 months - Children	94	1,783	5.3%	12.0%	12.3%	11.8%
% of FP17s for the same patient ID Re-attending within 3 months - Adults	427	3,044	14.0%	15.3%	15.9%	15.7%
% of FP17s for the same patient ID Re-attending between 3 & 9 months - Children	1,037	1,783	58.2%	58.5%	60.2%	58.9%
% of FP17s for the same patient ID Re-attending between 3 & 9 months - Adults	1,550	3,044	50.9%	51.2%	53.0%	50.8%
% of FP17s for Band 1 Urgent Courses	281	5,102	5.5%	10.7%	9.1%	9.1%
% of FP17s Relating to Free Repair or Replacements	95	5,102	1.9%	0.9%	1.0%	0.8%
% of FP17s Relating to Continuations	78	5,102	1.5%	0.9%	1.0%	0.9%
% of Patients satisfied with the dentistry they have received	0	0	N/A	94.5%	93.2%	92.5%
% of Patients satisfied with the time they had to wait for an appointment	0	0	N/A	86.4%	88.1%	87.0%

\* This is based on patients treated on this contract for their most recent course of treatment.  
 Figures in *italics* indicate the base number of FP17s or Patient Questionnaire responses are less than 100. N/A is shown where the base number of responses is less than 10 during the period. % is calculated as Quantity/Base number\*100

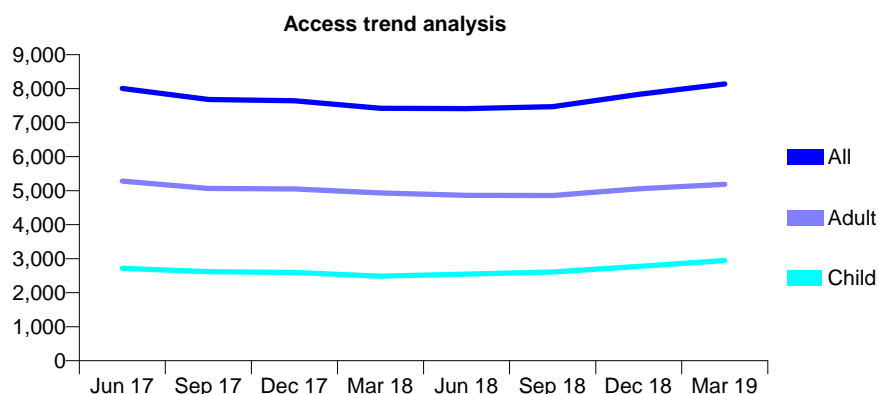
## Q47 - Vital Signs At a Glance Contract Report for 125652/0001 - Year end March 2019

Name or company name	Park House Dental Practice
Contract type name	GDS Contract
Purpose of contract	General
Contract start date	01/04/2014
Contract end date	

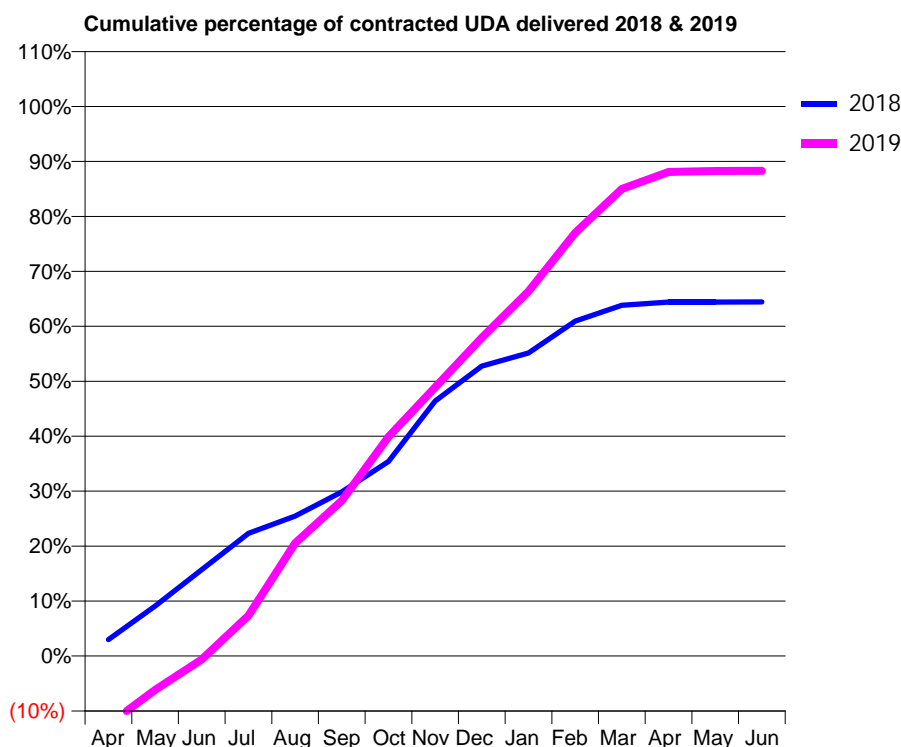
18/19 Contracted general activity (UDA)	25,000
Carry forward general activity (UDA)	4,431
18/19 Contracted orthodontic activity (UOA)	0
Carry forward orthodontic activity (UOA)	0
Baseline contract value	£686,404.01

### ACCESS\*

Patients seen in 24 months	Total	Change since previous quarter
Quarter ending March 2018	7,423	
Quarter ending June 2018	7,413	→
Quarter ending September 2018	7,472	→
Quarter ending December 2018	7,832	↑
Quarter ending March 2019	8,138	↑
<b>Variance since March 2018</b>	<b>9.6%</b>	<b>↑</b>



### ACTIVITY



Adjusted Scheduled Activity (UDA)		
Month	2018	2019
April	748	-3,122
May	2,275	-1,546
June	3,925	-162
July	5,579	1,844
August	6,365	5,138
September	7,464	7,062
October	8,849	9,969
November	11,601	12,228
December	13,188	14,477
January	13,784	16,587
February	15,239	19,254
March	15,950	21,250
April	16,099	22,020
May	16,105	22,065
June	16,112	22,069

### QUALITY

	Quantity	Base Number	Contract	AT	Region	England
% of FP17s for the same patient ID Re-attending within 3 months - Children	701	6,148	11.4%	12.0%	12.3%	11.8%
% of FP17s for the same patient ID Re-attending within 3 months - Adults	715	6,723	10.6%	15.3%	15.9%	15.7%
% of FP17s for the same patient ID Re-attending between 3 & 9 months - Children	3,224	6,148	52.4%	58.5%	60.2%	58.9%
% of FP17s for the same patient ID Re-attending between 3 & 9 months - Adults	2,923	6,723	43.5%	51.2%	53.0%	50.8%
% of FP17s for Band 1 Urgent Courses	513	12,958	4.0%	10.7%	9.1%	9.1%
% of FP17s Relating to Free Repair or Replacements	21	12,958	0.2%	0.9%	1.0%	0.8%
% of FP17s Relating to Continuations	50	12,958	0.4%	0.9%	1.0%	0.9%
% of Patients satisfied with the dentistry they have received	4	5	N/A	94.5%	93.2%	92.5%
% of Patients satisfied with the time they had to wait for an appointment	4	5	N/A	86.4%	88.1%	87.0%

\* This is based on patients treated on this contract for their most recent course of treatment.

Figures in italics indicate the base number of FP17s or Patient Questionnaire responses are less than 100. N/A is shown where the base number of responses is less than 10 during the period. % is calculated as Quantity/Base number\*100

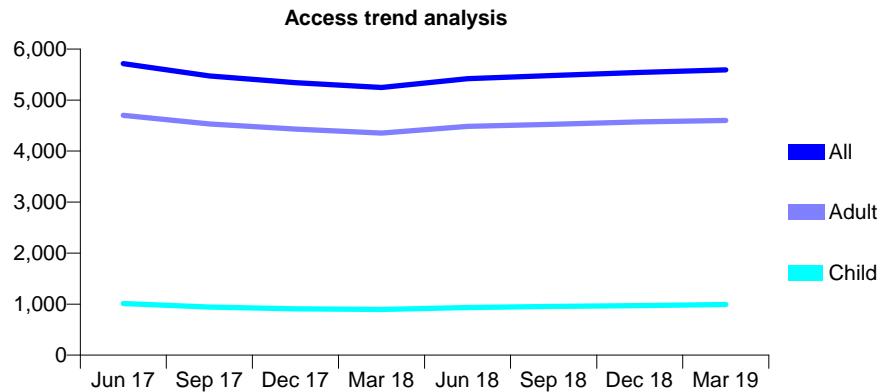
## Q47 - Vital Signs At a Glance Contract Report for 125989/0001 - Year end March 2019

Name or company name	Cottage Dental Practice
Contract type name	GDS Contract
Purpose of contract	General
Contract start date	01/04/2013
Contract end date	

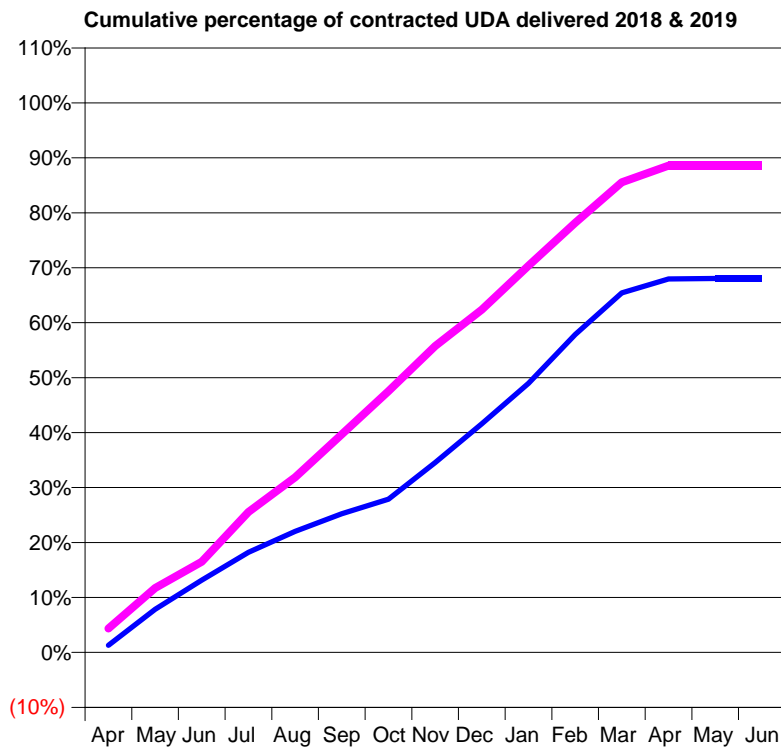
18/19 Contracted general activity (UDA)	18,141
Carry forward general activity (UDA)	0
18/19 Contracted orthodontic activity (UOA)	0
Carry forward orthodontic activity (UOA)	0
Baseline contract value	£467,267.86

### ACCESS\*

Patients seen in 24 months	Total	Change since previous quarter
Quarter ending March 2018	5,249	
Quarter ending June 2018	5,421	↑
Quarter ending September 2018	5,482	→
Quarter ending December 2018	5,541	→
Quarter ending March 2019	5,592	→
<b>Variance since March 2018</b>	<b>6.5%</b>	<b>↑</b>



### ACTIVITY



Adjusted Scheduled Activity (UDA)		
Month	2018	2019
April	237	789
May	1,424	2,131
June	2,388	2,995
July	3,302	4,638
August	3,995	5,783
September	4,579	7,199
October	5,060	8,628
November	6,271	10,116
December	7,546	11,311
January	8,880	12,769
February	10,498	14,183
March	11,871	15,519
April	12,328	16,070
May	12,340	16,072
June	12,340	16,072

### QUALITY

	Quantity	Base Number	Contract	AT	Region	England
% of FP17s for the same patient ID Re-attending within 3 months - Children	90	1,566	5.7%	12.0%	12.3%	11.8%
% of FP17s for the same patient ID Re-attending within 3 months - Adults	760	6,925	11.0%	15.3%	15.9%	15.7%
% of FP17s for the same patient ID Re-attending between 3 & 9 months - Children	886	1,566	56.6%	58.5%	60.2%	58.9%
% of FP17s for the same patient ID Re-attending between 3 & 9 months - Adults	3,981	6,925	57.5%	51.2%	53.0%	50.8%
% of FP17s for Band 1 Urgent Courses	540	8,521	6.3%	10.7%	9.1%	9.1%
% of FP17s Relating to Free Repair or Replacements	71	8,521	0.8%	0.9%	1.0%	0.8%
% of FP17s Relating to Continuations	132	8,521	1.5%	0.9%	1.0%	0.9%
% of Patients satisfied with the dentistry they have received	2	2	N/A	94.5%	93.2%	92.5%
% of Patients satisfied with the time they had to wait for an appointment	2	2	N/A	86.4%	88.1%	87.0%

\* This is based on patients treated on this contract for their most recent course of treatment. Figures in italics indicate the base number of FP17s or Patient Questionnaire responses are less than 100. N/A is shown where the base number of responses is less than 10 during the period. % is calculated as Quantity/Base number\*100

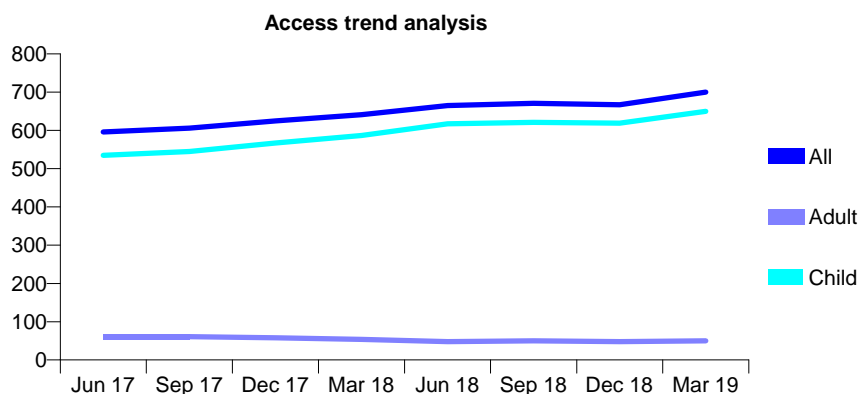
## Q47 - Vital Signs At a Glance Contract Report for 126152/0001 - Year end March 2019

Name or company name	Debra Jones
Contract type name	GDS Contract
Purpose of contract	General
Contract start date	01/04/2011
Contract end date	

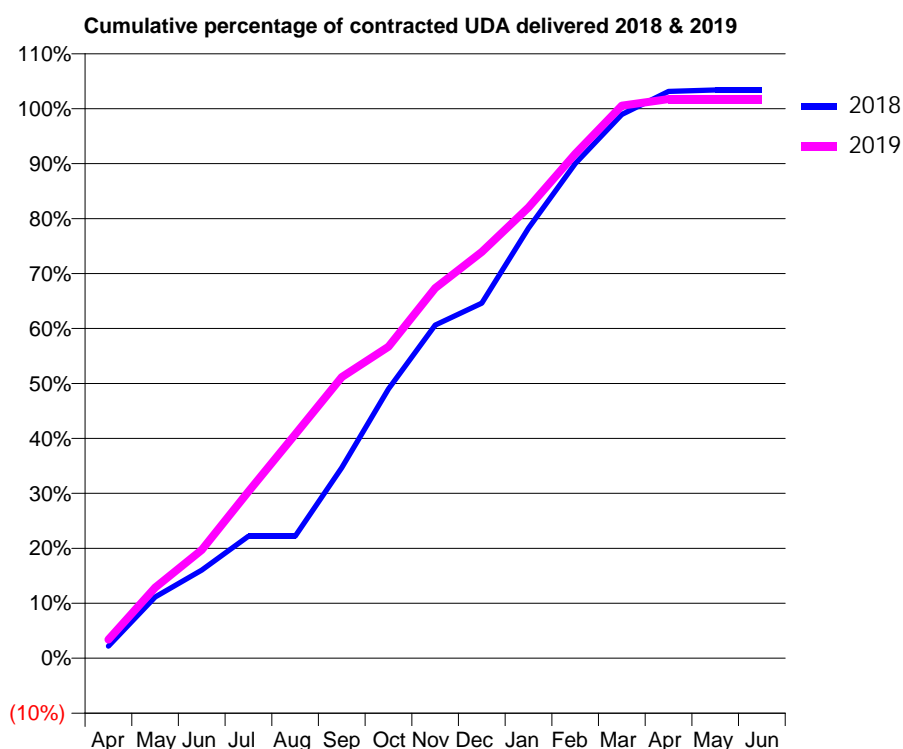
18/19 Contracted general activity (UDA)	2,000
Carry forward general activity (UDA)	-40
18/19 Contracted orthodontic activity (UOA)	0
Carry forward orthodontic activity (UOA)	0
Baseline contract value	£44,578.83

### ACCESS\*

Patients seen in 24 months	Total	Change since previous quarter
Quarter ending March 2018	641	
Quarter ending June 2018	665	↑
Quarter ending September 2018	671	→
Quarter ending December 2018	667	→
Quarter ending March 2019	700	↑
<b>Variance since March 2018</b>	<b>9.2%</b>	<b>↑</b>



### ACTIVITY



Adjusted Scheduled Activity (UDA)		
Month	2018	2019
April	44	68
May	223	257
June	320	394
July	444	607
August	444	815
September	693	1,023
October	980	1,134
November	1,212	1,347
December	1,292	1,478
January	1,565	1,641
February	1,800	1,836
March	1,979	2,011
April	2,063	2,035
May	2,068	2,035
June	2,068	2,035

### QUALITY

	Quantity	Base Number	Contract	AT	Region	England
% of FP17s for the same patient ID Re-attending within 3 months - Children	246	1,260	19.5%	12.0%	12.3%	11.8%
% of FP17s for the same patient ID Re-attending within 3 months - Adults	0	1	0.0%	15.3%	15.9%	15.7%
% of FP17s for the same patient ID Re-attending between 3 & 9 months - Children	760	1,260	60.3%	58.5%	60.2%	58.9%
% of FP17s for the same patient ID Re-attending between 3 & 9 months - Adults	1	1	100.0%	51.2%	53.0%	50.8%
% of FP17s for Band 1 Urgent Courses	9	1,230	0.7%	10.7%	9.1%	9.1%
% of FP17s Relating to Free Repair or Replacements	0	1,230	0.0%	0.9%	1.0%	0.8%
% of FP17s Relating to Continuations	13	1,230	1.1%	0.9%	1.0%	0.9%
% of Patients satisfied with the dentistry they have received	0	0	N/A	94.5%	93.2%	92.5%
% of Patients satisfied with the time they had to wait for an appointment	0	0	N/A	86.4%	88.1%	87.0%

\* This is based on patients treated on this contract for their most recent course of treatment.

Figures in italics indicate the base number of FP17s or Patient Questionnaire responses are less than 100. N/A is shown where the base number of responses is less than 10 during the period. % is calculated as Quantity/Base number\*100



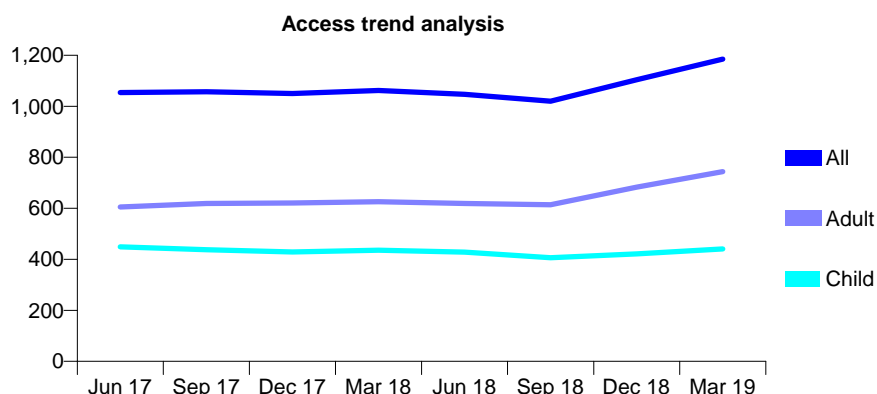
## Q47 - Vital Signs At a Glance Contract Report for 126691/0001 - Year end March 2019

Name or company name	Diamond Smiles Dental Centre
Contract type name	GDS Contract
Purpose of contract	General and Orthodontic
Contract start date	01/07/2009
Contract end date	

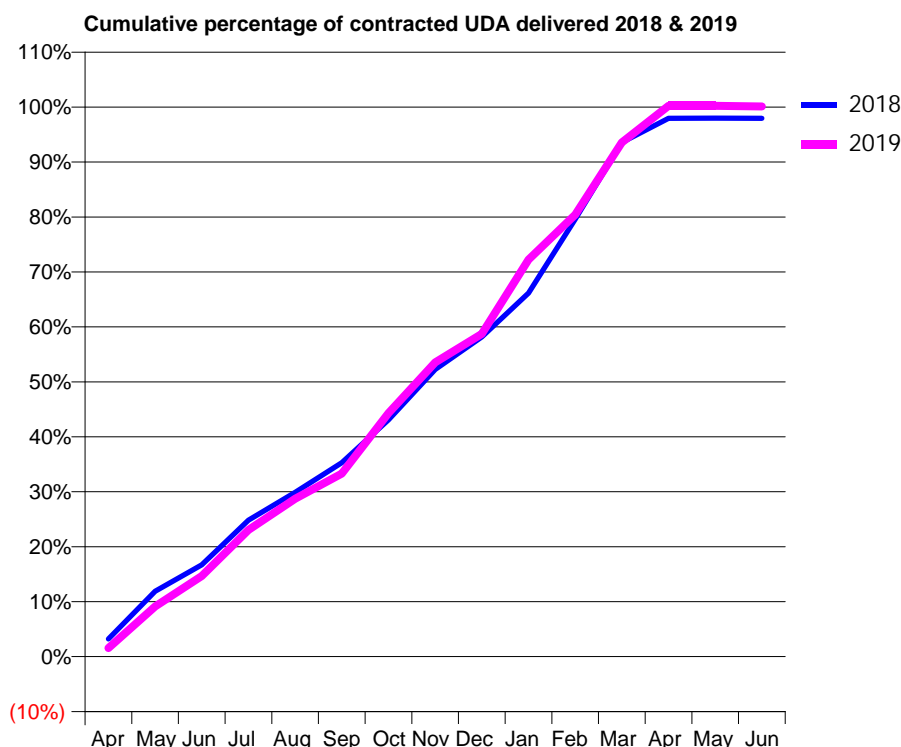
18/19 Contracted general activity (UDA)	3,299
Carry forward general activity (UDA)	38
18/19 Contracted orthodontic activity (UOA)	438
Carry forward orthodontic activity (UOA)	2
Baseline contract value	£107,964.81

### ACCESS\*

Patients seen in 24 months	Total	Change since previous quarter
Quarter ending March 2018	1,062	
Quarter ending June 2018	1,047	↓
Quarter ending September 2018	1,020	↓
Quarter ending December 2018	1,104	↑
Quarter ending March 2019	1,185	↑
<b>Variance since March 2018</b>	<b>11.6%</b>	<b>↑</b>



### ACTIVITY



Adjusted Scheduled Activity (UDA)		
Month	2018	2019
April	106	52
May	393	301
June	551	484
July	819	761
August	986	947
September	1,164	1,099
October	1,421	1,461
November	1,724	1,767
December	1,919	1,937
January	2,182	2,383
February	2,627	2,653
March	3,087	3,086
April	3,231	3,307
May	3,233	3,306
June	3,231	3,303

### QUALITY

	Quantity	Base Number	Contract	AT	Region	England
% of FP17s for the same patient ID Re-attending within 3 months - Children	88	733	12.0%	12.0%	12.3%	11.8%
% of FP17s for the same patient ID Re-attending within 3 months - Adults	136	975	13.9%	15.3%	15.9%	15.7%
% of FP17s for the same patient ID Re-attending between 3 & 9 months - Children	421	733	57.4%	58.5%	60.2%	58.9%
% of FP17s for the same patient ID Re-attending between 3 & 9 months - Adults	485	975	49.7%	51.2%	53.0%	50.8%
% of FP17s for Band 1 Urgent Courses	108	1,677	6.4%	10.7%	9.1%	9.1%
% of FP17s Relating to Free Repair or Replacements	10	1,677	0.6%	0.9%	1.0%	0.8%
% of FP17s Relating to Continuations	0	1,677	0.0%	0.9%	1.0%	0.9%
% of Patients satisfied with the dentistry they have received	2	2	N/A	94.5%	93.2%	92.5%
% of Patients satisfied with the time they had to wait for an appointment	1	2	N/A	86.4%	88.1%	87.0%

\* This is based on patients treated on this contract for their most recent course of treatment.  
 Figures in *italics* indicate the base number of FP17s or Patient Questionnaire responses are less than 100. N/A is shown where the base number of responses is less than 10 during the period. % is calculated as Quantity/Base number\*100

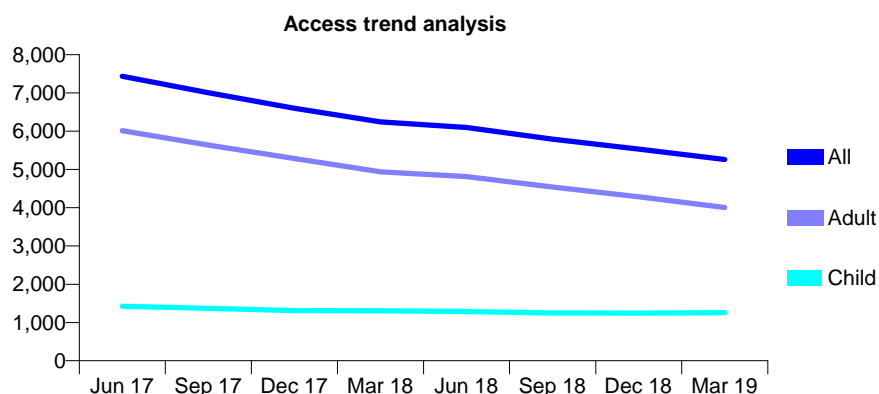
## Q47 - Vital Signs At a Glance Contract Report for 127345/0001 - Year end March 2019

Name or company name	Red Rose Dental
Contract type name	GDS Contract
Purpose of contract	General
Contract start date	01/09/2010
Contract end date	

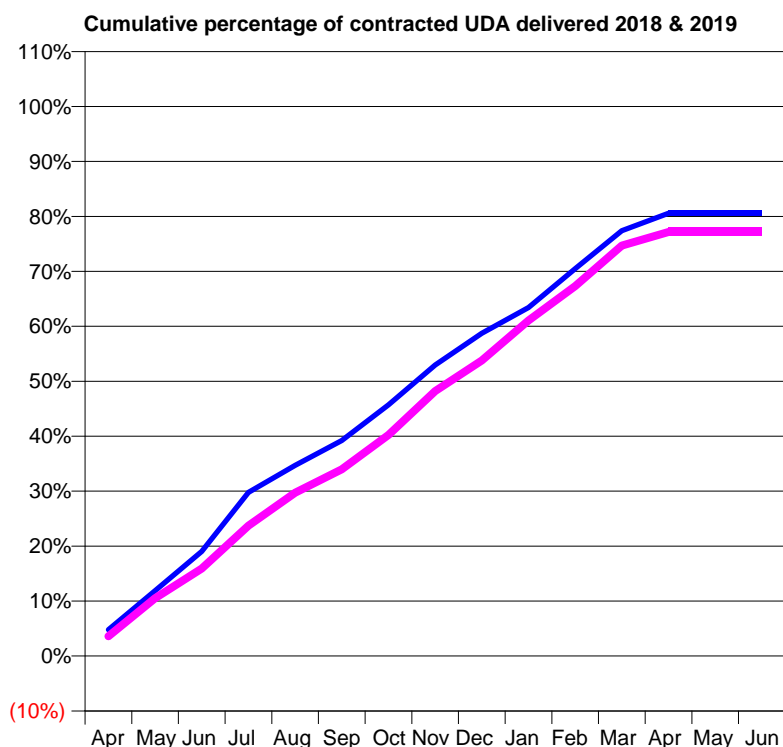
18/19 Contracted general activity (UDA)	17,301
Carry forward general activity (UDA)	0
18/19 Contracted orthodontic activity (UOA)	0
Carry forward orthodontic activity (UOA)	0
Baseline contract value	£478,678.01

### ACCESS\*

Patients seen in 24 months	Total	Change since previous quarter
Quarter ending March 2018	6,246	
Quarter ending June 2018	6,099	↓
Quarter ending September 2018	5,790	↓
Quarter ending December 2018	5,529	↓
Quarter ending March 2019	5,260	↓
<b>Variance since March 2018</b>	<b>(15.8%)</b>	<b>↓</b>



### ACTIVITY



Adjusted Scheduled Activity (UDA)		
Month	2018	2019
April	970	622
May	2,406	1,826
June	3,847	2,755
July	6,018	4,105
August	7,009	5,141
September	7,920	5,875
October	9,235	6,959
November	10,701	8,342
December	11,866	9,305
January	12,811	10,564
February	14,237	11,648
March	15,633	12,919
April	16,274	13,347
May	16,273	13,350
June	16,273	13,350

### QUALITY

	Quantity	Base Number	Contract	AT	Region	England
% of FP17s for the same patient ID Re-attending within 3 months - Children	107	1,864	5.7%	12.0%	12.3%	11.8%
% of FP17s for the same patient ID Re-attending within 3 months - Adults	604	5,706	10.6%	15.3%	15.9%	15.7%
% of FP17s for the same patient ID Re-attending between 3 & 9 months - Children	1,076	1,864	57.7%	58.5%	60.2%	58.9%
% of FP17s for the same patient ID Re-attending between 3 & 9 months - Adults	3,385	5,706	59.3%	51.2%	53.0%	50.8%
% of FP17s for Band 1 Urgent Courses	561	7,473	7.5%	10.7%	9.1%	9.1%
% of FP17s Relating to Free Repair or Replacements	23	7,473	0.3%	0.9%	1.0%	0.8%
% of FP17s Relating to Continuations	70	7,473	0.9%	0.9%	1.0%	0.9%
% of Patients satisfied with the dentistry they have received	4	4	N/A	94.5%	93.2%	92.5%
% of Patients satisfied with the time they had to wait for an appointment	3	4	N/A	86.4%	88.1%	87.0%

\* This is based on patients treated on this contract for their most recent course of treatment.

Figures in italics indicate the base number of FP17s or Patient Questionnaire responses are less than 100. N/A is shown where the base number of responses is less than 10 during the period. % is calculated as Quantity/Base number\*100

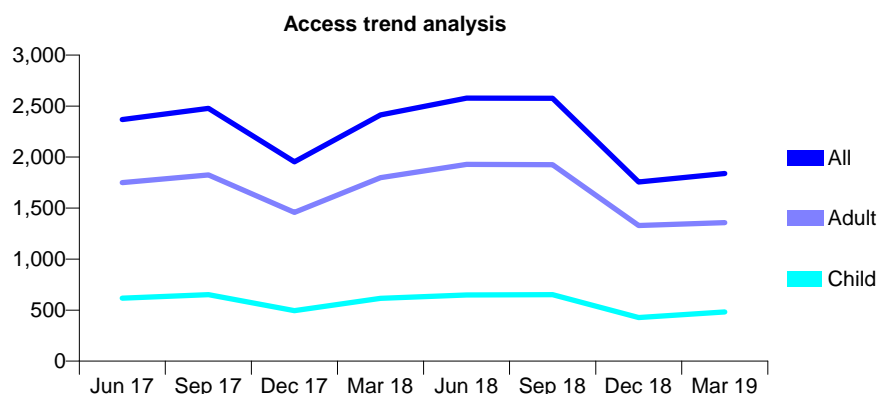
## Q47 - Vital Signs At a Glance Contract Report for 129003/0001 - Year end March 2019

Name or company name	Mr Assim Ghaffoor
Contract type name	GDS Contract
Purpose of contract	General
Contract start date	01/04/2015
Contract end date	

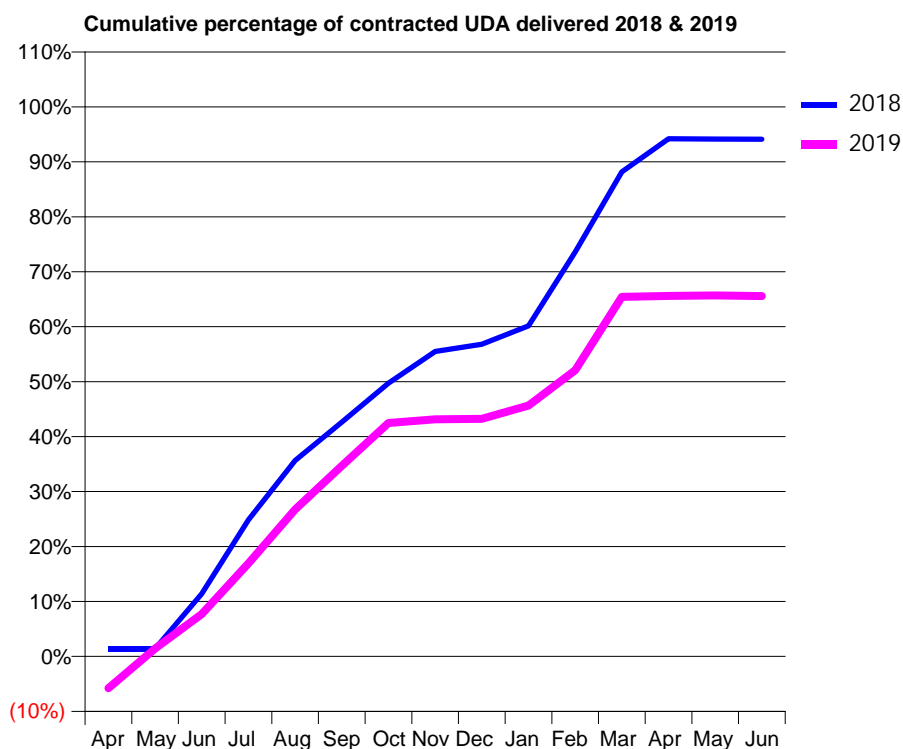
18/19 Contracted general activity (UDA)	8,874
Carry forward general activity (UDA)	1,050
18/19 Contracted orthodontic activity (UOA)	0
Carry forward orthodontic activity (UOA)	0
Baseline contract value	£169,761.62

### ACCESS\*

Patients seen in 24 months	Total	Change since previous quarter
Quarter ending March 2018	2,414	
Quarter ending June 2018	2,578	↑
Quarter ending September 2018	2,577	→
Quarter ending December 2018	1,756	↓
Quarter ending March 2019	1,839	↑
<b>Variance since March 2018</b>	<b>(23.8%)</b>	<b>↓</b>



### ACTIVITY



Adjusted Scheduled Activity (UDA)		
Month	2018	2019
April	126	-514
May	126	127
June	1,010	684
July	2,205	1,502
August	3,164	2,375
September	3,782	3,077
October	4,413	3,770
November	4,924	3,827
December	5,040	3,836
January	5,337	4,051
February	6,533	4,623
March	7,824	5,807
April	8,359	5,822
May	8,353	5,828
June	8,350	5,818

### QUALITY

	Quantity	Base Number	Contract	AT	Region	England
% of FP17s for the same patient ID Re-attending within 3 months - Children	52	1,092	4.8%	12.0%	12.3%	11.8%
% of FP17s for the same patient ID Re-attending within 3 months - Adults	188	2,852	6.6%	15.3%	15.9%	15.7%
% of FP17s for the same patient ID Re-attending between 3 & 9 months - Children	504	1,092	46.2%	58.5%	60.2%	58.9%
% of FP17s for the same patient ID Re-attending between 3 & 9 months - Adults	1,285	2,852	45.1%	51.2%	53.0%	50.8%
% of FP17s for Band 1 Urgent Courses	152	3,742	4.1%	10.7%	9.1%	9.1%
% of FP17s Relating to Free Repair or Replacements	26	3,742	0.7%	0.9%	1.0%	0.8%
% of FP17s Relating to Continuations	21	3,742	0.6%	0.9%	1.0%	0.9%
% of Patients satisfied with the dentistry they have received	1	1	N/A	94.5%	93.2%	92.5%
% of Patients satisfied with the time they had to wait for an appointment	0	1	N/A	86.4%	88.1%	87.0%

\* This is based on patients treated on this contract for their most recent course of treatment. Figures in italics indicate the base number of FP17s or Patient Questionnaire responses are less than 100. N/A is shown where the base number of responses is less than 10 during the period. % is calculated as Quantity/Base number\*100

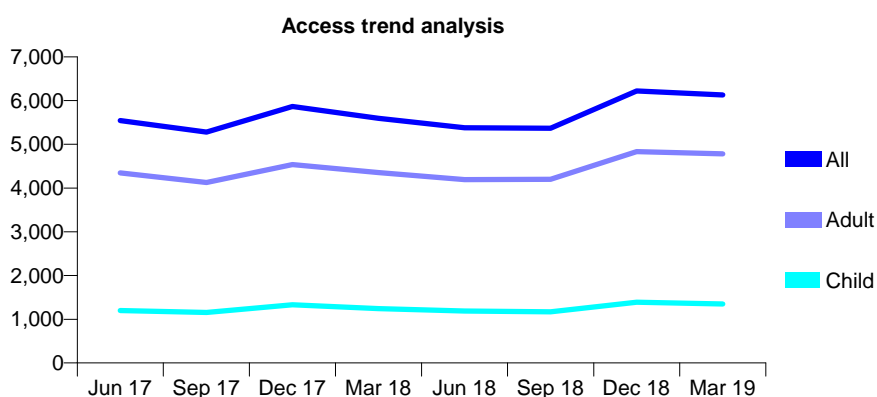
## Q47 - Vital Signs At a Glance Contract Report for 129003/0002 - Year end March 2019

Name or company name	Mr Assim Ghaffoor
Contract type name	GDS Contract
Purpose of contract	General
Contract start date	01/04/2015
Contract end date	

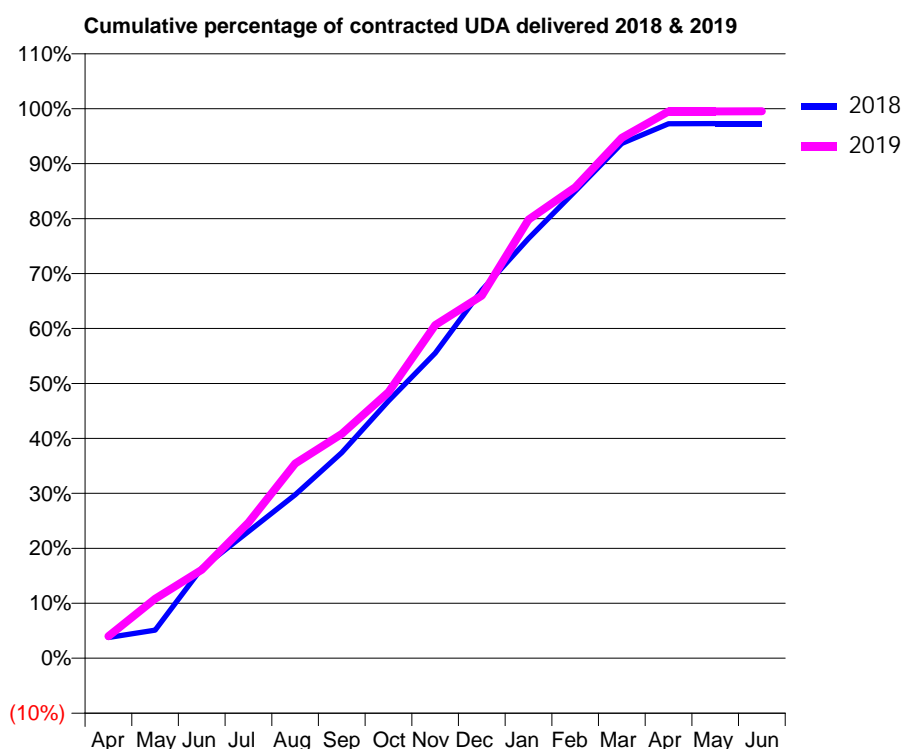
18/19 Contracted general activity (UDA)	19,250
Carry forward general activity (UDA)	0
18/19 Contracted orthodontic activity (UOA)	0
Carry forward orthodontic activity (UOA)	0
Baseline contract value	£437,675.32

### ACCESS\*

Patients seen in 24 months	Total	Change since previous quarter
Quarter ending March 2018	5,595	
Quarter ending June 2018	5,380	↓
Quarter ending September 2018	5,368	→
Quarter ending December 2018	6,222	↑
Quarter ending March 2019	6,129	↓
<b>Variance since March 2018</b>	<b>9.5%</b>	<b>↑</b>



### ACTIVITY



Adjusted Scheduled Activity (UDA)		
Month	2018	2019
April	728	771
May	984	2,080
June	3,156	3,100
July	4,438	4,754
August	5,724	6,819
September	7,200	7,860
October	9,014	9,320
November	10,688	11,669
December	12,890	12,700
January	14,702	15,362
February	16,363	16,499
March	18,033	18,228
April	18,721	19,154
May	18,724	19,151
June	18,724	19,158

### QUALITY

	Quantity	Base Number	Contract	AT	Region	England
% of FP17s for the same patient ID Re-attending within 3 months - Children	158	2,551	6.2%	12.0%	12.3%	11.8%
% of FP17s for the same patient ID Re-attending within 3 months - Adults	730	7,991	9.1%	15.3%	15.9%	15.7%
% of FP17s for the same patient ID Re-attending between 3 & 9 months - Children	1,588	2,551	62.3%	58.5%	60.2%	58.9%
% of FP17s for the same patient ID Re-attending between 3 & 9 months - Adults	4,665	7,991	58.4%	51.2%	53.0%	50.8%
% of FP17s for Band 1 Urgent Courses	501	10,748	4.7%	10.7%	9.1%	9.1%
% of FP17s Relating to Free Repair or Replacements	112	10,748	1.0%	0.9%	1.0%	0.8%
% of FP17s Relating to Continuations	59	10,748	0.5%	0.9%	1.0%	0.9%
% of Patients satisfied with the dentistry they have received	3	3	N/A	94.5%	93.2%	92.5%
% of Patients satisfied with the time they had to wait for an appointment	3	3	N/A	86.4%	88.1%	87.0%

\* This is based on patients treated on this contract for their most recent course of treatment. Figures in italics indicate the base number of FP17s or Patient Questionnaire responses are less than 100. N/A is shown where the base number of responses is less than 10 during the period. % is calculated as Quantity/Base number\*100

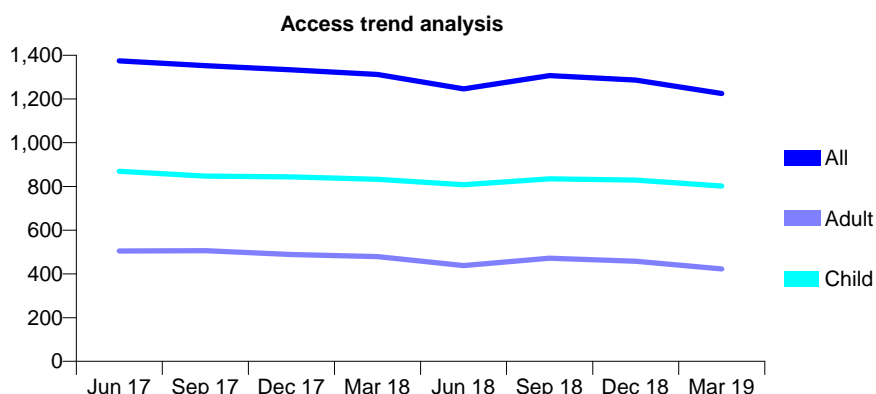
## Q47 - Vital Signs At a Glance Contract Report for 129593/0002 - Year end March 2019

Name or company name	Horn Hill Care Services Limited
Contract type name	GDS Contract
Purpose of contract	General and Orthodontic
Contract start date	01/08/2012
Contract end date	

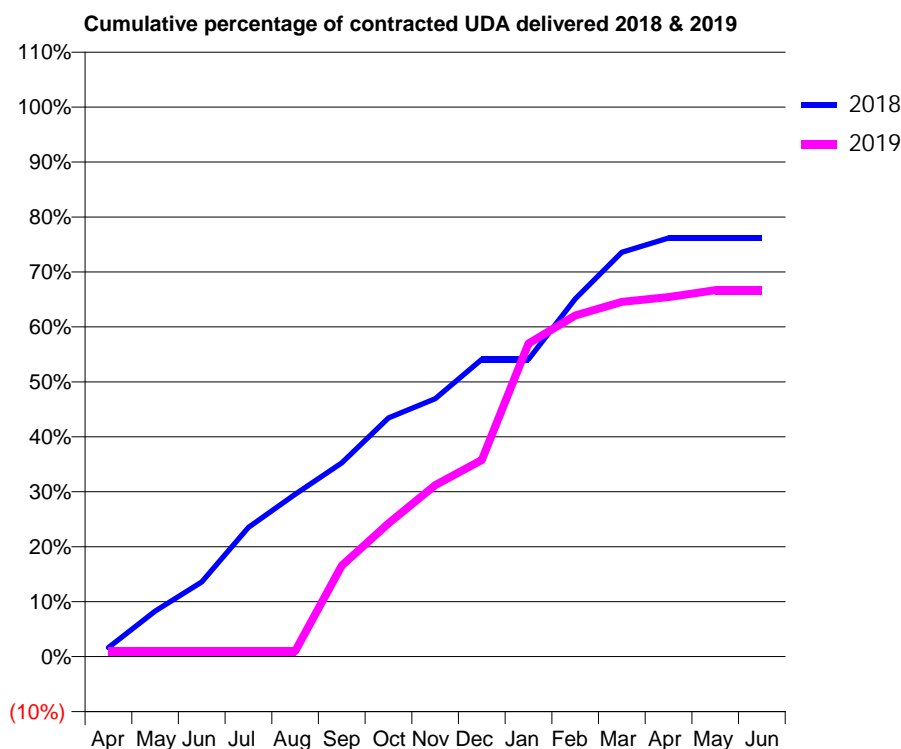
18/19 Contracted general activity (UDA)	5,064
Carry forward general activity (UDA)	0
18/19 Contracted orthodontic activity (UOA)	0
Carry forward orthodontic activity (UOA)	0
Baseline contract value	£149,202.84

### ACCESS\*

Patients seen in 24 months	Total	Change since previous quarter
Quarter ending March 2018	1,312	
Quarter ending June 2018	1,246	↓
Quarter ending September 2018	1,307	↑
Quarter ending December 2018	1,287	↓
Quarter ending March 2019	1,225	↓
<b>Variance since March 2018</b>	<b>(6.6%)</b>	<b>↓</b>



### ACTIVITY



Adjusted Scheduled Activity (UDA)		
Month	2018	2019
April	83	51
May	419	51
June	688	51
July	1,191	51
August	1,496	51
September	1,784	839
October	2,200	1,229
November	2,378	1,580
December	2,740	1,812
January	2,740	2,884
February	3,296	3,145
March	3,725	3,269
April	3,857	3,312
May	3,857	3,376
June	3,857	3,376

### QUALITY

	Quantity	Base Number	Contract	AT	Region	England
% of FP17s for the same patient ID Re-attending within 3 months - Children	111	1,308	8.5%	12.0%	12.3%	11.8%
% of FP17s for the same patient ID Re-attending within 3 months - Adults	105	615	17.1%	15.3%	15.9%	15.7%
% of FP17s for the same patient ID Re-attending between 3 & 9 months - Children	986	1,308	75.4%	58.5%	60.2%	58.9%
% of FP17s for the same patient ID Re-attending between 3 & 9 months - Adults	362	615	58.9%	51.2%	53.0%	50.8%
% of FP17s for Band 1 Urgent Courses	147	1,911	7.7%	10.7%	9.1%	9.1%
% of FP17s Relating to Free Repair or Replacements	0	1,911	0.0%	0.9%	1.0%	0.8%
% of FP17s Relating to Continuations	3	1,911	0.2%	0.9%	1.0%	0.9%
% of Patients satisfied with the dentistry they have received	0	0	N/A	94.5%	93.2%	92.5%
% of Patients satisfied with the time they had to wait for an appointment	0	0	N/A	86.4%	88.1%	87.0%

\* This is based on patients treated on this contract for their most recent course of treatment.

Figures in *italics* indicate the base number of FP17s or Patient Questionnaire responses are less than 100. N/A is shown where the base number of responses is less than 10 during the period. % is calculated as Quantity/Base number\*100

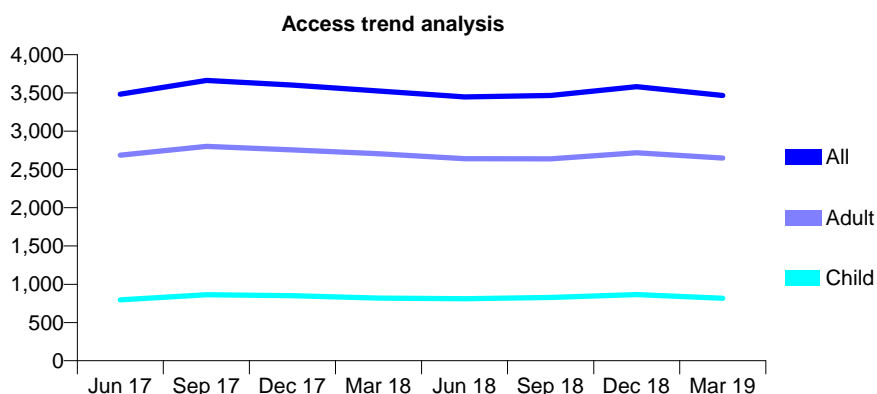
## Q47 - Vital Signs At a Glance Contract Report for 129623/0002 - Year end March 2019

Name or company name	Diamond Dental Care
Contract type name	GDS Contract
Purpose of contract	General
Contract start date	01/12/2013
Contract end date	

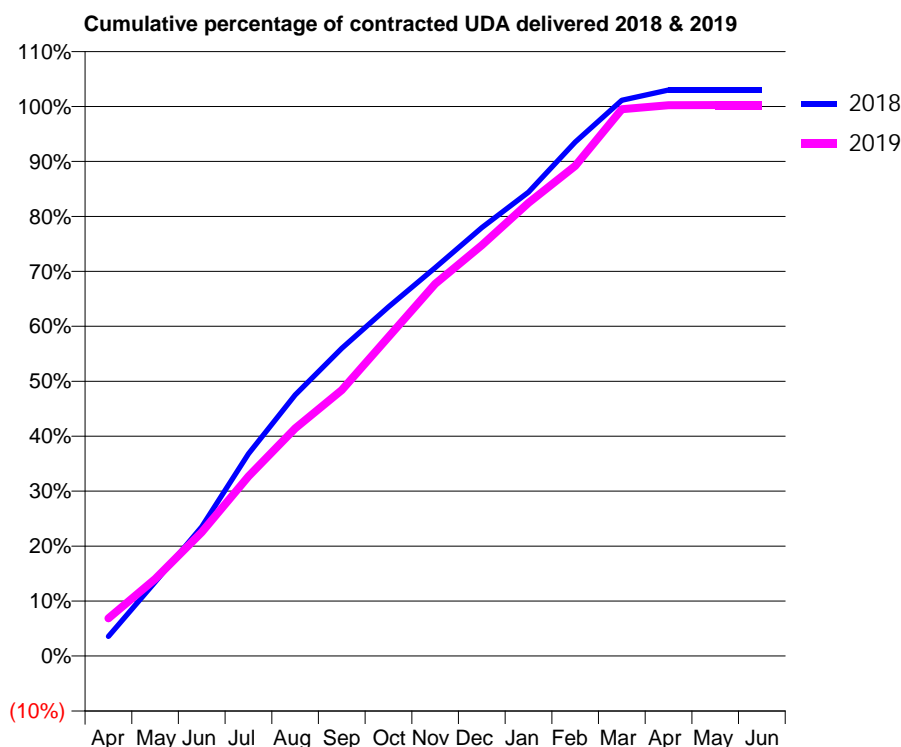
18/19 Contracted general activity (UDA)	10,465
Carry forward general activity (UDA)	-209
18/19 Contracted orthodontic activity (UOA)	0
Carry forward orthodontic activity (UOA)	0
Baseline contract value	£230,854.40

### ACCESS\*

Patients seen in 24 months	Total	Change since previous quarter
Quarter ending March 2018	3,525	
Quarter ending June 2018	3,448	↓
Quarter ending September 2018	3,465	→
Quarter ending December 2018	3,583	↑
Quarter ending March 2019	3,466	↓
<b>Variance since March 2018</b>	<b>(1.7%)</b>	<b>↓</b>



### ACTIVITY



Adjusted Scheduled Activity (UDA)		
Month	2018	2019
April	374	718
May	1,410	1,466
June	2,462	2,357
July	3,852	3,421
August	4,974	4,336
September	5,861	5,063
October	6,649	6,075
November	7,396	7,086
December	8,156	7,823
January	8,833	8,631
February	9,788	9,335
March	10,583	10,410
April	10,778	10,490
May	10,780	10,493
June	10,780	10,493

### QUALITY

	Quantity	Base Number	Contract	AT	Region	England
% of FP17s for the same patient ID Re-attending within 3 months - Children	75	1,242	6.0%	12.0%	12.3%	11.8%
% of FP17s for the same patient ID Re-attending within 3 months - Adults	693	4,370	15.9%	15.3%	15.9%	15.7%
% of FP17s for the same patient ID Re-attending between 3 & 9 months - Children	750	1,242	60.4%	58.5%	60.2%	58.9%
% of FP17s for the same patient ID Re-attending between 3 & 9 months - Adults	2,645	4,370	60.5%	51.2%	53.0%	50.8%
% of FP17s for Band 1 Urgent Courses	338	5,518	6.1%	10.7%	9.1%	9.1%
% of FP17s Relating to Free Repair or Replacements	45	5,518	0.8%	0.9%	1.0%	0.8%
% of FP17s Relating to Continuations	80	5,518	1.4%	0.9%	1.0%	0.9%
% of Patients satisfied with the dentistry they have received	4	5	N/A	94.5%	93.2%	92.5%
% of Patients satisfied with the time they had to wait for an appointment	4	5	N/A	86.4%	88.1%	87.0%

\* This is based on patients treated on this contract for their most recent course of treatment.

Figures in italics indicate the base number of FP17s or Patient Questionnaire responses are less than 100. N/A is shown where the base number of responses is less than 10 during the period. % is calculated as Quantity/Base number\*100

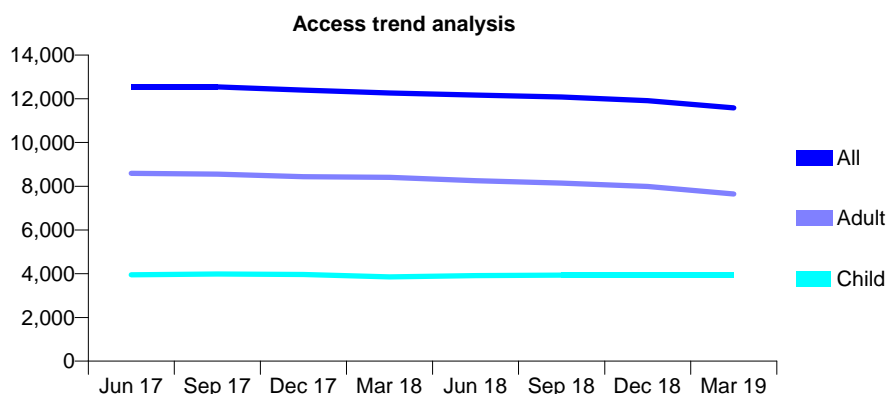
## Q47 - Vital Signs At a Glance Contract Report for 131423/0001 - Year end March 2019

Name or company name	Railway Road Dental Practice Patnership
Contract type name	GDS Contract
Purpose of contract	General
Contract start date	01/04/2010
Contract end date	

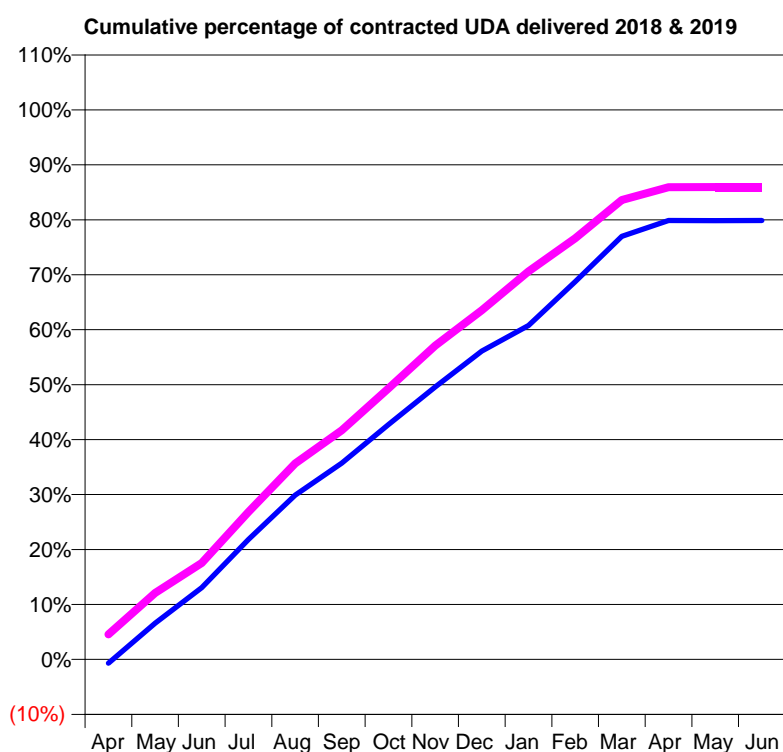
18/19 Contracted general activity (UDA)	39,500
Carry forward general activity (UDA)	0
18/19 Contracted orthodontic activity (UOA)	0
Carry forward orthodontic activity (UOA)	0
Baseline contract value	£1,149,965.75

### ACCESS\*

Patients seen in 24 months	Total	Change since previous quarter
Quarter ending March 2018	12,263	
Quarter ending June 2018	12,168	→
Quarter ending September 2018	12,080	→
Quarter ending December 2018	11,917	↓
Quarter ending March 2019	11,584	↓
<b>Variance since March 2018</b>	<b>(5.5%)</b>	<b>↓</b>



### ACTIVITY



Adjusted Scheduled Activity (UDA)		
Month	2018	2019
April	-283	1,797
May	2,613	4,779
June	5,164	6,939
July	8,622	10,597
August	11,814	14,081
September	14,103	16,459
October	16,884	19,479
November	19,593	22,547
December	22,152	25,092
January	23,995	27,885
February	27,153	30,269
March	30,408	33,016
April	31,548	33,942
May	31,542	33,945
June	31,547	33,946

### QUALITY

	Quantity	Base Number	Contract	AT	Region	England
% of FP17s for the same patient ID Re-attending within 3 months - Children	244	5,244	4.7%	12.0%	12.3%	11.8%
% of FP17s for the same patient ID Re-attending within 3 months - Adults	783	8,457	9.3%	15.3%	15.9%	15.7%
% of FP17s for the same patient ID Re-attending between 3 & 9 months - Children	2,595	5,244	49.5%	58.5%	60.2%	58.9%
% of FP17s for the same patient ID Re-attending between 3 & 9 months - Adults	3,895	8,457	46.1%	51.2%	53.0%	50.8%
% of FP17s for Band 1 Urgent Courses	733	13,625	5.4%	10.7%	9.1%	9.1%
% of FP17s Relating to Free Repair or Replacements	62	13,625	0.5%	0.9%	1.0%	0.8%
% of FP17s Relating to Continuations	125	13,625	0.9%	0.9%	1.0%	0.9%
% of Patients satisfied with the dentistry they have received	3	3	N/A	94.5%	93.2%	92.5%
% of Patients satisfied with the time they had to wait for an appointment	3	3	N/A	86.4%	88.1%	87.0%

\* This is based on patients treated on this contract for their most recent course of treatment.

Figures in italics indicate the base number of FP17s or Patient Questionnaire responses are less than 100. N/A is shown where the base number of responses is less than 10 during the period. % is calculated as Quantity/Base number\*100



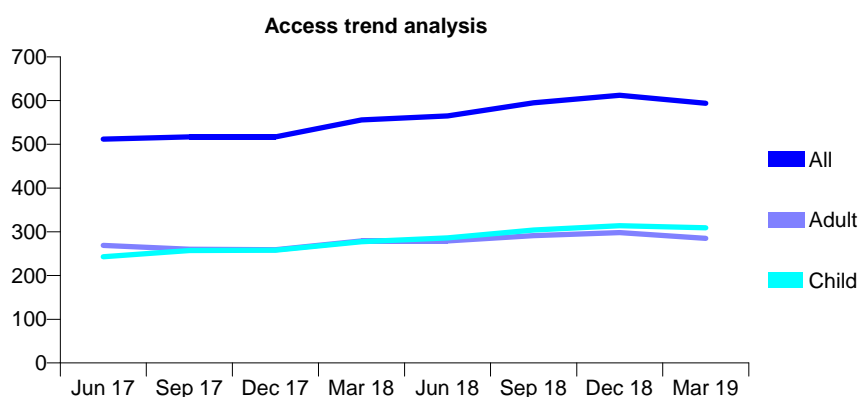
## Q47 - Vital Signs At a Glance Contract Report for 131555/0001 - Year end March 2019

Name or company name	Station House Dental Practice
Contract type name	GDS Contract
Purpose of contract	General
Contract start date	07/02/2011
Contract end date	

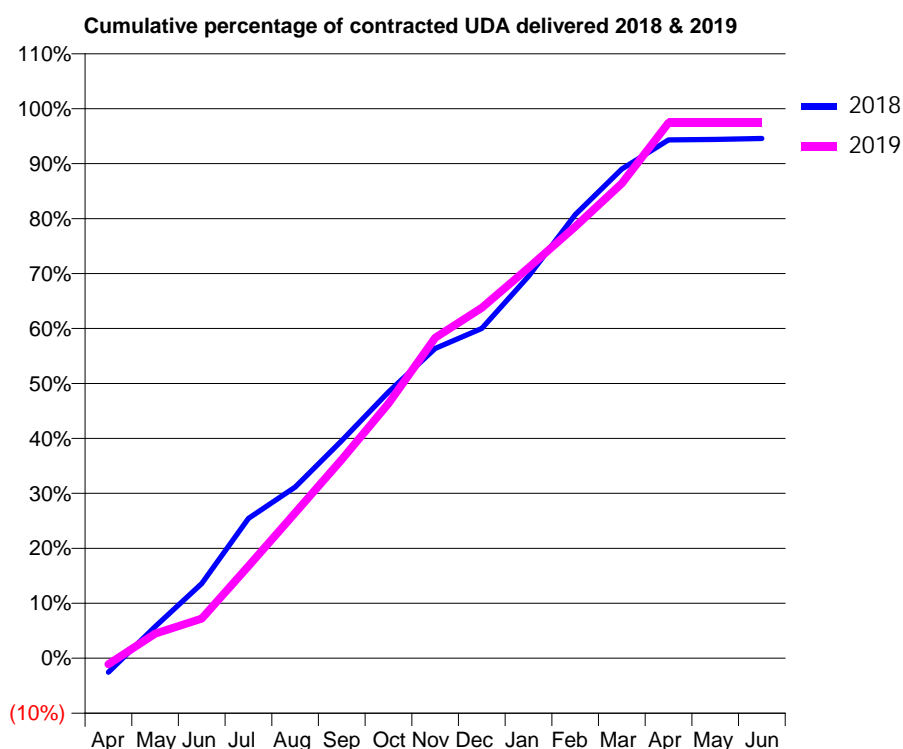
18/19 Contracted general activity (UDA)	1,600
Carry forward general activity (UDA)	87
18/19 Contracted orthodontic activity (UOA)	0
Carry forward orthodontic activity (UOA)	0
Baseline contract value	£40,848.54

### ACCESS\*

Patients seen in 24 months	Total	Change since previous quarter
Quarter ending March 2018	556	
Quarter ending June 2018	565	→
Quarter ending September 2018	595	↑
Quarter ending December 2018	612	↑
Quarter ending March 2019	594	↓
<b>Variance since March 2018</b>	<b>6.8%</b>	<b>↑</b>



### ACTIVITY



Adjusted Scheduled Activity (UDA)		
Month	2018	2019
April	-41	-18
May	92	72
June	217	115
July	407	268
August	498	424
September	634	579
October	775	742
November	902	933
December	960	1,020
January	1,112	1,137
February	1,291	1,256
March	1,424	1,382
April	1,509	1,559
May	1,510	1,559
June	1,513	1,559

### QUALITY

	Quantity	Base Number	Contract	AT	Region	England
% of FP17s for the same patient ID Re-attending within 3 months - Children	78	508	15.4%	12.0%	12.3%	11.8%
% of FP17s for the same patient ID Re-attending within 3 months - Adults	76	401	19.0%	15.3%	15.9%	15.7%
% of FP17s for the same patient ID Re-attending between 3 & 9 months - Children	271	508	53.3%	58.5%	60.2%	58.9%
% of FP17s for the same patient ID Re-attending between 3 & 9 months - Adults	222	401	55.4%	51.2%	53.0%	50.8%
% of FP17s for Band 1 Urgent Courses	74	931	7.9%	10.7%	9.1%	9.1%
% of FP17s Relating to Free Repair or Replacements	0	931	0.0%	0.9%	1.0%	0.8%
% of FP17s Relating to Continuations	1	931	0.1%	0.9%	1.0%	0.9%
% of Patients satisfied with the dentistry they have received	0	0	N/A	94.5%	93.2%	92.5%
% of Patients satisfied with the time they had to wait for an appointment	0	0	N/A	86.4%	88.1%	87.0%

\* This is based on patients treated on this contract for their most recent course of treatment. Figures in italics indicate the base number of FP17s or Patient Questionnaire responses are less than 100. N/A is shown where the base number of responses is less than 10 during the period. % is calculated as Quantity/Base number\*100

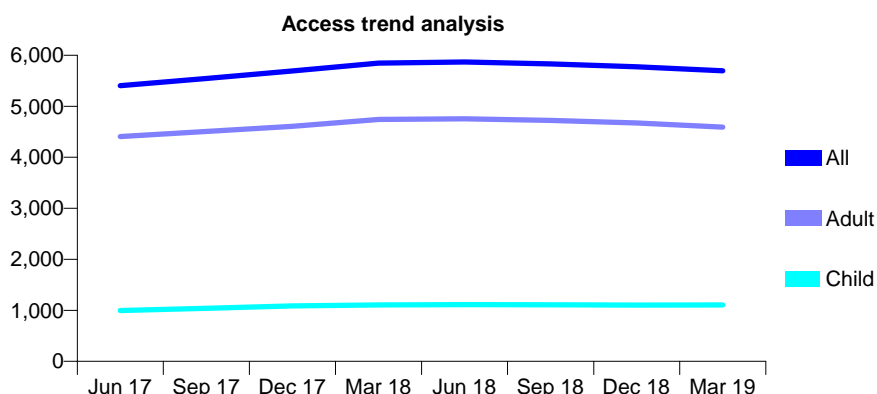
## Q47 - Vital Signs At a Glance Contract Report for 133027/0001 - Year end March 2019

Name or company name	Dalton Dental Surgery Partnership
Contract type name	GDS Contract
Purpose of contract	General
Contract start date	01/11/2013
Contract end date	

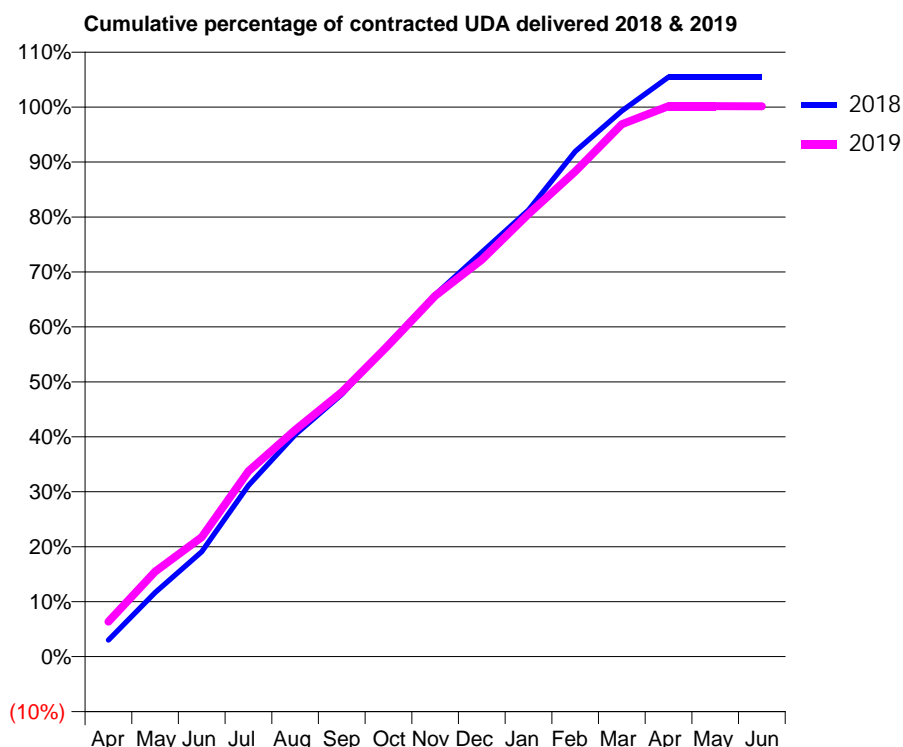
18/19 Contracted general activity (UDA)	16,000
Carry forward general activity (UDA)	-320
18/19 Contracted orthodontic activity (UOA)	0
Carry forward orthodontic activity (UOA)	0
Baseline contract value	£452,656.81

### ACCESS\*

Patients seen in 24 months	Total	Change since previous quarter
Quarter ending March 2018	5,846	
Quarter ending June 2018	5,867	→
Quarter ending September 2018	5,831	→
Quarter ending December 2018	5,775	→
Quarter ending March 2019	5,695	↓
<b>Variance since March 2018</b>	<b>(2.6%)</b>	<b>↓</b>



### ACTIVITY



Adjusted Scheduled Activity (UDA)		
Month	2018	2019
April	482	1,020
May	1,864	2,478
June	3,054	3,481
July	4,985	5,400
August	6,465	6,601
September	7,637	7,700
October	9,113	9,070
November	10,537	10,505
December	11,772	11,554
January	13,001	12,886
February	14,705	14,124
March	15,885	15,504
April	16,878	16,026
May	16,877	16,024
June	16,877	16,023

### QUALITY

	Quantity	Base Number	Contract	AT	Region	England
% of FP17s for the same patient ID Re-attending within 3 months - Children	77	1,737	4.4%	12.0%	12.3%	11.8%
% of FP17s for the same patient ID Re-attending within 3 months - Adults	729	6,720	10.8%	15.3%	15.9%	15.7%
% of FP17s for the same patient ID Re-attending between 3 & 9 months - Children	1,186	1,737	68.3%	58.5%	60.2%	58.9%
% of FP17s for the same patient ID Re-attending between 3 & 9 months - Adults	4,052	6,720	60.3%	51.2%	53.0%	50.8%
% of FP17s for Band 1 Urgent Courses	621	8,311	7.5%	10.7%	9.1%	9.1%
% of FP17s Relating to Free Repair or Replacements	107	8,311	1.3%	0.9%	1.0%	0.8%
% of FP17s Relating to Continuations	101	8,311	1.2%	0.9%	1.0%	0.9%
% of Patients satisfied with the dentistry they have received	1	1	N/A	94.5%	93.2%	92.5%
% of Patients satisfied with the time they had to wait for an appointment	1	1	N/A	86.4%	88.1%	87.0%

\* This is based on patients treated on this contract for their most recent course of treatment.  
 Figures in *italics* indicate the base number of FP17s or Patient Questionnaire responses are less than 100. N/A is shown where the base number of responses is less than 10 during the period. % is calculated as Quantity/Base number\*100

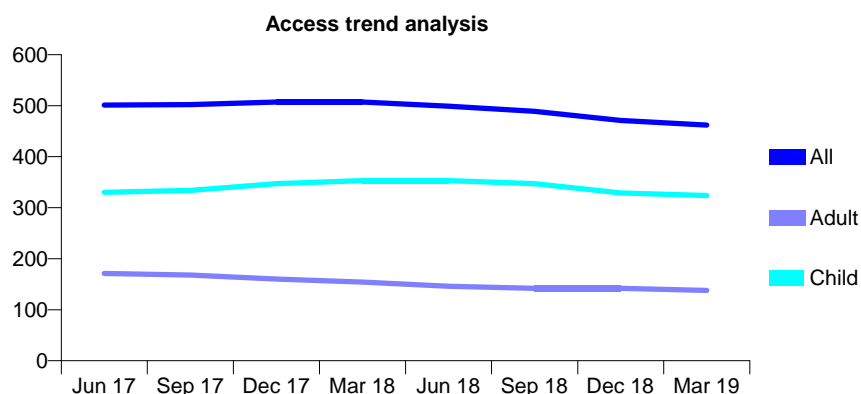
## Q47 - Vital Signs At a Glance Contract Report for 134015/0001 - Year end March 2019

Name or company name	Alistair Morgan and Associates Limited
Contract type name	GDS Contract
Purpose of contract	General
Contract start date	01/02/2015
Contract end date	

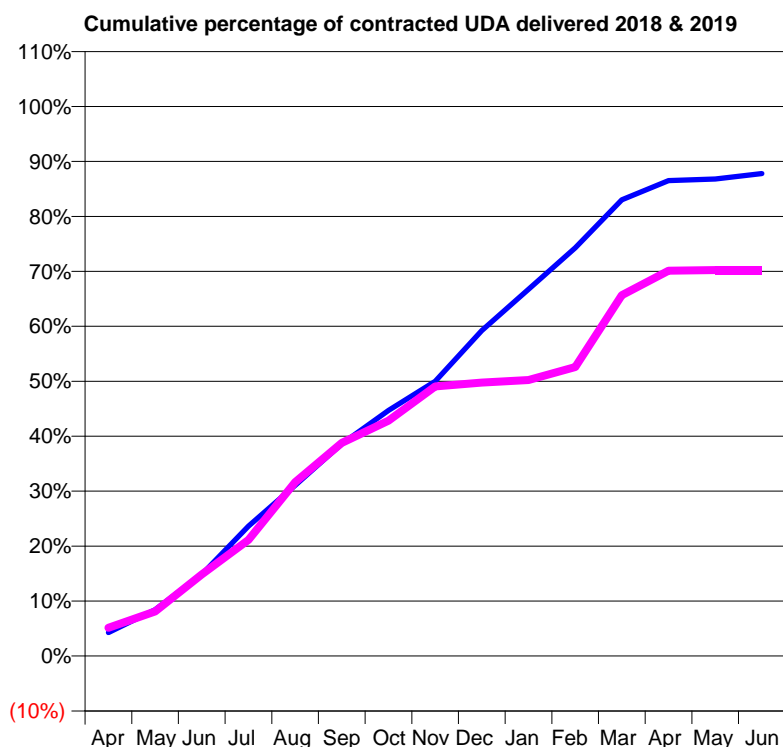
18/19 Contracted general activity (UDA)	1,700
Carry forward general activity (UDA)	0
18/19 Contracted orthodontic activity (UOA)	0
Carry forward orthodontic activity (UOA)	0
Baseline contract value	£43,858.95

### ACCESS\*

Patients seen in 24 months	Total	Change since previous quarter
Quarter ending March 2018	507	
Quarter ending June 2018	499	↓
Quarter ending September 2018	489	↓
Quarter ending December 2018	471	↓
Quarter ending March 2019	462	↓
<b>Variance since March 2018</b>	<b>(8.9%)</b>	<b>↓</b>



### ACTIVITY



Adjusted Scheduled Activity (UDA)		
Month	2018	2019
April	73	87
May	143	138
June	252	252
July	402	359
August	528	538
September	656	659
October	760	728
November	850	834
December	1,007	846
January	1,135	854
February	1,262	894
March	1,411	1,116
April	1,470	1,192
May	1,475	1,194
June	1,492	1,194

### QUALITY

	Quantity	Base Number	Contract	AT	Region	England
% of FP17s for the same patient ID Re-attending within 3 months - Children	79	670	11.8%	12.0%	12.3%	11.8%
% of FP17s for the same patient ID Re-attending within 3 months - Adults	29	152	19.1%	15.3%	15.9%	15.7%
% of FP17s for the same patient ID Re-attending between 3 & 9 months - Children	535	670	79.9%	58.5%	60.2%	58.9%
% of FP17s for the same patient ID Re-attending between 3 & 9 months - Adults	101	152	66.4%	51.2%	53.0%	50.8%
% of FP17s for Band 1 Urgent Courses	43	822	5.2%	10.7%	9.1%	9.1%
% of FP17s Relating to Free Repair or Replacements	0	822	0.0%	0.9%	1.0%	0.8%
% of FP17s Relating to Continuations	9	822	1.1%	0.9%	1.0%	0.9%
% of Patients satisfied with the dentistry they have received	0	0	N/A	94.5%	93.2%	92.5%
% of Patients satisfied with the time they had to wait for an appointment	0	0	N/A	86.4%	88.1%	87.0%

\* This is based on patients treated on this contract for their most recent course of treatment.

Figures in italics indicate the base number of FP17s or Patient Questionnaire responses are less than 100. N/A is shown where the base number of responses is less than 10 during the period. % is calculated as Quantity/Base number\*100

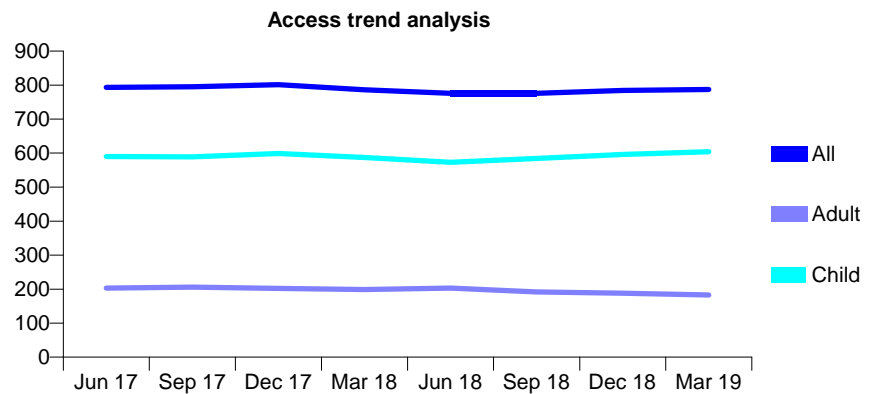
## Q47 - Vital Signs At a Glance Contract Report for 134341/0001 - Year end March 2019

Name or company name	The Macfarlane Dental Partnership
Contract type name	GDS Contract
Purpose of contract	General and Orthodontic
Contract start date	01/01/2012
Contract end date	

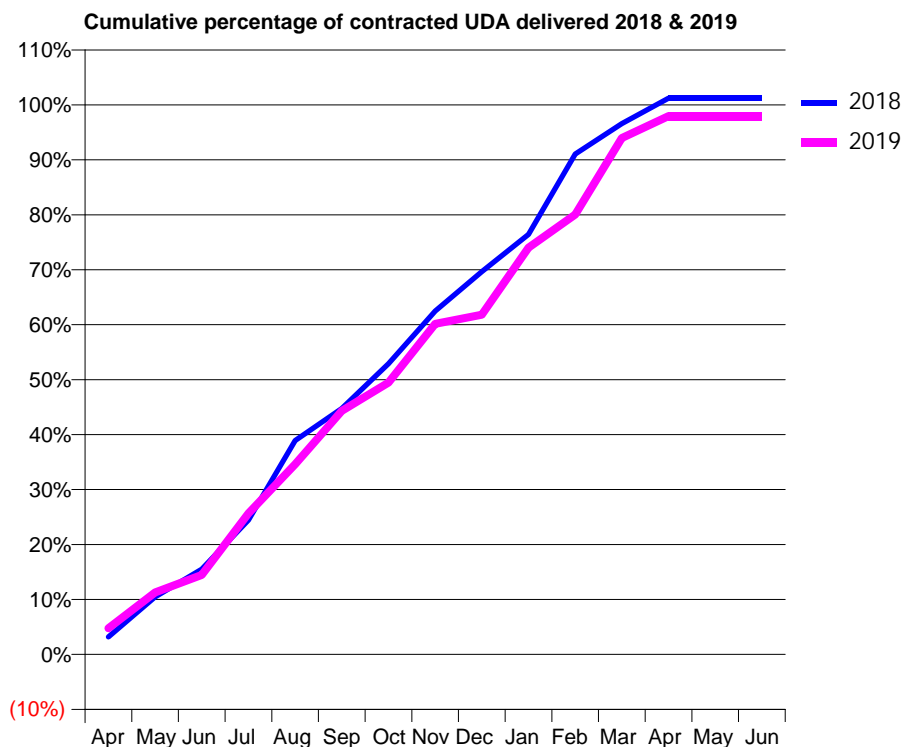
18/19 Contracted general activity (UDA)	1,926
Carry forward general activity (UDA)	-23
18/19 Contracted orthodontic activity (UOA)	618
Carry forward orthodontic activity (UOA)	0
Baseline contract value	£96,928.32

### ACCESS\*

Patients seen in 24 months	Total	Change since previous quarter
Quarter ending March 2018	786	
Quarter ending June 2018	776	↓
Quarter ending September 2018	776	→
Quarter ending December 2018	784	→
Quarter ending March 2019	787	→
<b>Variance since March 2018</b>	<b>0.1%</b>	<b>→</b>



### ACTIVITY



Adjusted Scheduled Activity (UDA)		
Month	2018	2019
April	62	92
May	202	218
June	299	278
July	471	494
August	750	667
September	862	854
October	1,019	953
November	1,203	1,158
December	1,341	1,191
January	1,472	1,425
February	1,753	1,542
March	1,860	1,810
April	1,949	1,887
May	1,949	1,887
June	1,949	1,887

### QUALITY

	Quantity	Base Number	Contract	AT	Region	England
% of FP17s for the same patient ID Re-attending within 3 months - Children	192	1,234	15.6%	12.0%	12.3%	11.8%
% of FP17s for the same patient ID Re-attending within 3 months - Adults	13	86	15.1%	15.3%	15.9%	15.7%
% of FP17s for the same patient ID Re-attending between 3 & 9 months - Children	786	1,234	63.7%	58.5%	60.2%	58.9%
% of FP17s for the same patient ID Re-attending between 3 & 9 months - Adults	57	86	66.3%	51.2%	53.0%	50.8%
% of FP17s for Band 1 Urgent Courses	79	1,247	6.3%	10.7%	9.1%	9.1%
% of FP17s Relating to Free Repair or Replacements	0	1,247	0.0%	0.9%	1.0%	0.8%
% of FP17s Relating to Continuations	27	1,247	2.2%	0.9%	1.0%	0.9%
% of Patients satisfied with the dentistry they have received	0	0	N/A	94.5%	93.2%	92.5%
% of Patients satisfied with the time they had to wait for an appointment	0	0	N/A	86.4%	88.1%	87.0%

\* This is based on patients treated on this contract for their most recent course of treatment.

Figures in italics indicate the base number of FP17s or Patient Questionnaire responses are less than 100. N/A is shown where the base number of responses is less than 10 during the period. % is calculated as Quantity/Base number\*100

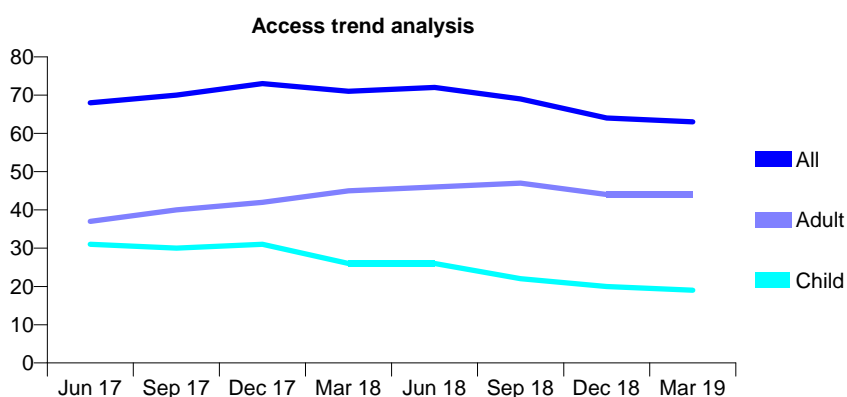
## Q47 - Vital Signs At a Glance Contract Report for 135836/0001 - Year end March 2019

Name or company name	N M Ward Associates Ltd
Contract type name	GDS Contract
Purpose of contract	General
Contract start date	01/12/2015
Contract end date	

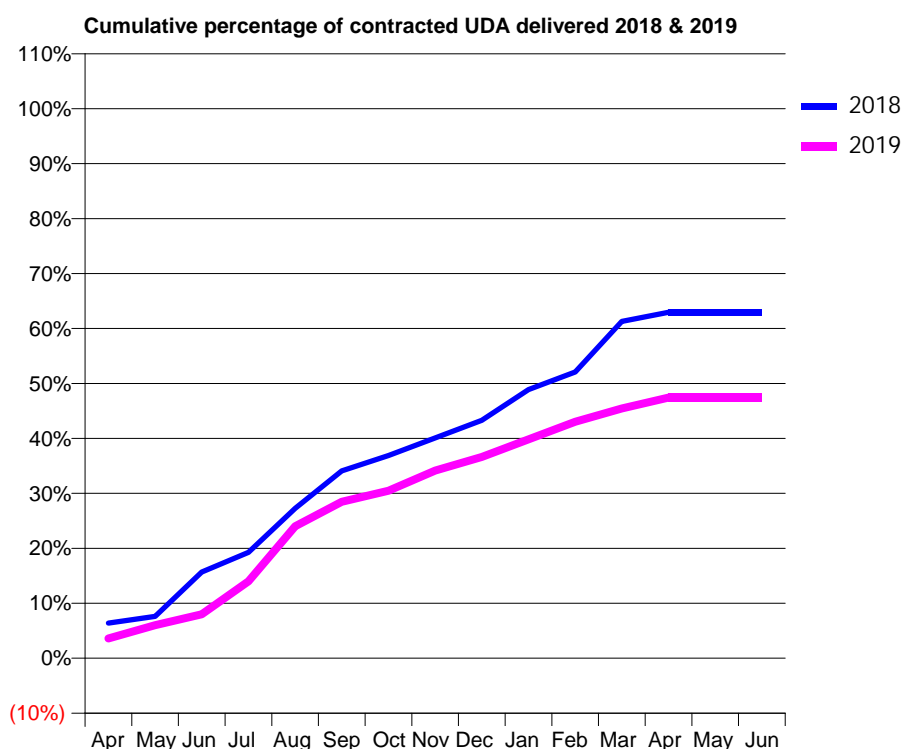
18/19 Contracted general activity (UDA)	250
Carry forward general activity (UDA)	0
18/19 Contracted orthodontic activity (UOA)	0
Carry forward orthodontic activity (UOA)	0
Baseline contract value	£12,995.68

### ACCESS\*

Patients seen in 24 months	Total	Change since previous quarter
Quarter ending March 2018	71	
Quarter ending June 2018	72	→
Quarter ending September 2018	69	↓
Quarter ending December 2018	64	↓
Quarter ending March 2019	63	↓
<b>Variance since March 2018</b>	<b>(11.3%)</b>	<b>↓</b>



### ACTIVITY



Adjusted Scheduled Activity (UDA)		
Month	2018	2019
April	16	9
May	19	15
June	39	20
July	48	35
August	68	60
September	85	71
October	92	76
November	100	85
December	108	92
January	122	100
February	130	108
March	153	114
April	157	119
May	157	119
June	157	119

### QUALITY

	Quantity	Base Number	Contract	AT	Region	England
% of FP17s for the same patient ID Re-attending within 3 months - Children	3	37	8.1%	12.0%	12.3%	11.8%
% of FP17s for the same patient ID Re-attending within 3 months - Adults	4	50	8.0%	15.3%	15.9%	15.7%
% of FP17s for the same patient ID Re-attending between 3 & 9 months - Children	28	37	75.7%	58.5%	60.2%	58.9%
% of FP17s for the same patient ID Re-attending between 3 & 9 months - Adults	38	50	76.0%	51.2%	53.0%	50.8%
% of FP17s for Band 1 Urgent Courses	3	85	3.5%	10.7%	9.1%	9.1%
% of FP17s Relating to Free Repair or Replacements	0	85	0.0%	0.9%	1.0%	0.8%
% of FP17s Relating to Continuations	0	85	0.0%	0.9%	1.0%	0.9%
% of Patients satisfied with the dentistry they have received	0	0	N/A	94.5%	93.2%	92.5%
% of Patients satisfied with the time they had to wait for an appointment	0	0	N/A	86.4%	88.1%	87.0%

\* This is based on patients treated on this contract for their most recent course of treatment. Figures in italics indicate the base number of FP17s or Patient Questionnaire responses are less than 100. N/A is shown where the base number of responses is less than 10 during the period. % is calculated as Quantity/Base number\*100

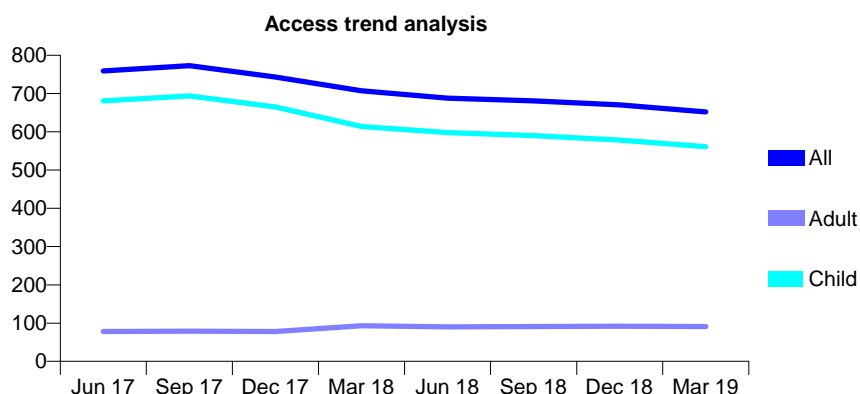
## Q47 - Vital Signs At a Glance Contract Report for 137162/0001 - Year end March 2019

Name or company name	Oakland Family Dental Practice
Contract type name	GDS Contract
Purpose of contract	General and Orthodontic
Contract start date	01/04/2014
Contract end date	

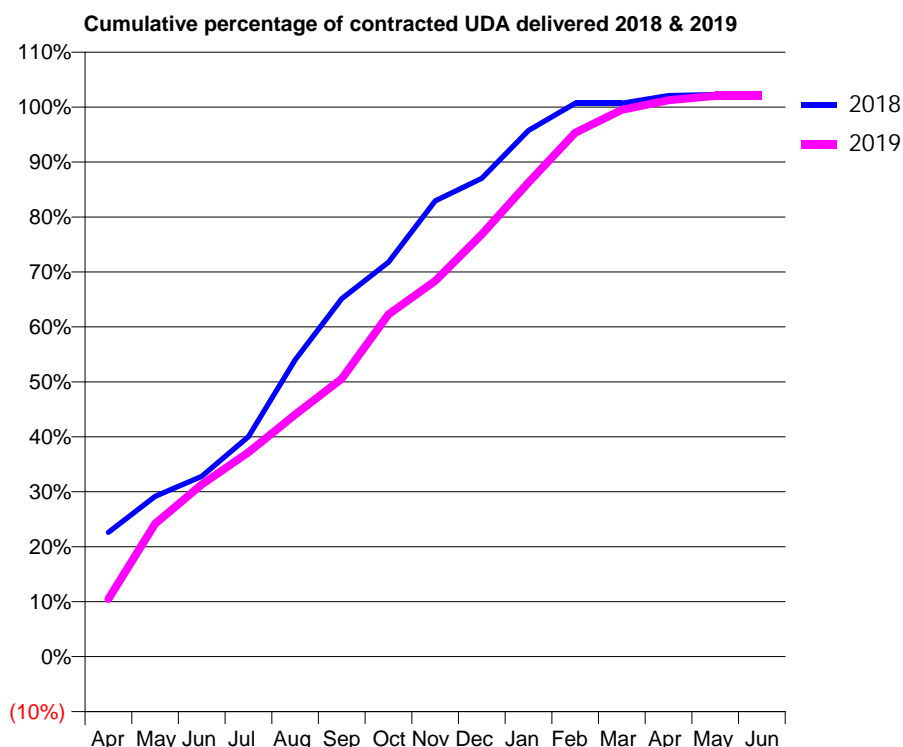
18/19 Contracted general activity (UDA)	1,800
Carry forward general activity (UDA)	-36
18/19 Contracted orthodontic activity (UOA)	877
Carry forward orthodontic activity (UOA)	12
Baseline contract value	£106,440.69

### ACCESS\*

Patients seen in 24 months	Total	Change since previous quarter
Quarter ending March 2018	707	
Quarter ending June 2018	688	↓
Quarter ending September 2018	681	↓
Quarter ending December 2018	670	↓
Quarter ending March 2019	652	↓
<b>Variance since March 2018</b>	<b>(7.8%)</b>	<b>↓</b>



### ACTIVITY



Adjusted Scheduled Activity (UDA)		
Month	2018	2019
April	407	189
May	525	435
June	591	564
July	720	669
August	972	793
September	1,172	911
October	1,292	1,121
November	1,493	1,231
December	1,567	1,383
January	1,723	1,553
February	1,812	1,716
March	1,812	1,791
April	1,838	1,822
May	1,841	1,836
June	1,841	1,836

### QUALITY

	Quantity	Base Number	Contract	AT	Region	England
% of FP17s for the same patient ID Re-attending within 3 months - Children	152	1,281	11.9%	12.0%	12.3%	11.8%
% of FP17s for the same patient ID Re-attending within 3 months - Adults	7	64	10.9%	15.3%	15.9%	15.7%
% of FP17s for the same patient ID Re-attending between 3 & 9 months - Children	879	1,281	68.6%	58.5%	60.2%	58.9%
% of FP17s for the same patient ID Re-attending between 3 & 9 months - Adults	38	64	59.4%	51.2%	53.0%	50.8%
% of FP17s for Band 1 Urgent Courses	57	1,256	4.5%	10.7%	9.1%	9.1%
% of FP17s Relating to Free Repair or Replacements	0	1,256	0.0%	0.9%	1.0%	0.8%
% of FP17s Relating to Continuations	0	1,256	0.0%	0.9%	1.0%	0.9%
% of Patients satisfied with the dentistry they have received	0	0	N/A	94.5%	93.2%	92.5%
% of Patients satisfied with the time they had to wait for an appointment	0	0	N/A	86.4%	88.1%	87.0%

\* This is based on patients treated on this contract for their most recent course of treatment.  
 Figures in *italics* indicate the base number of FP17s or Patient Questionnaire responses are less than 100. N/A is shown where the base number of responses is less than 10 during the period. % is calculated as Quantity/Base number\*100

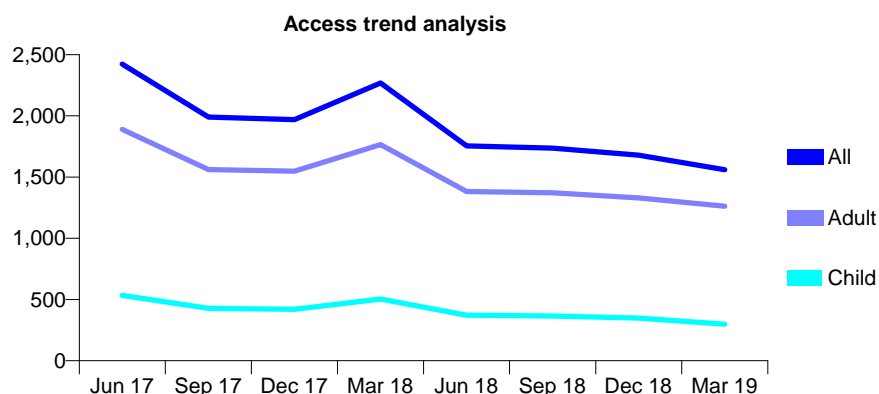
## Q47 - Vital Signs At a Glance Contract Report for 138576/0001 - Year end March 2019

Name or company name	Dr J A Richards Limited
Contract type name	GDS Contract
Purpose of contract	General
Contract start date	01/04/2009
Contract end date	

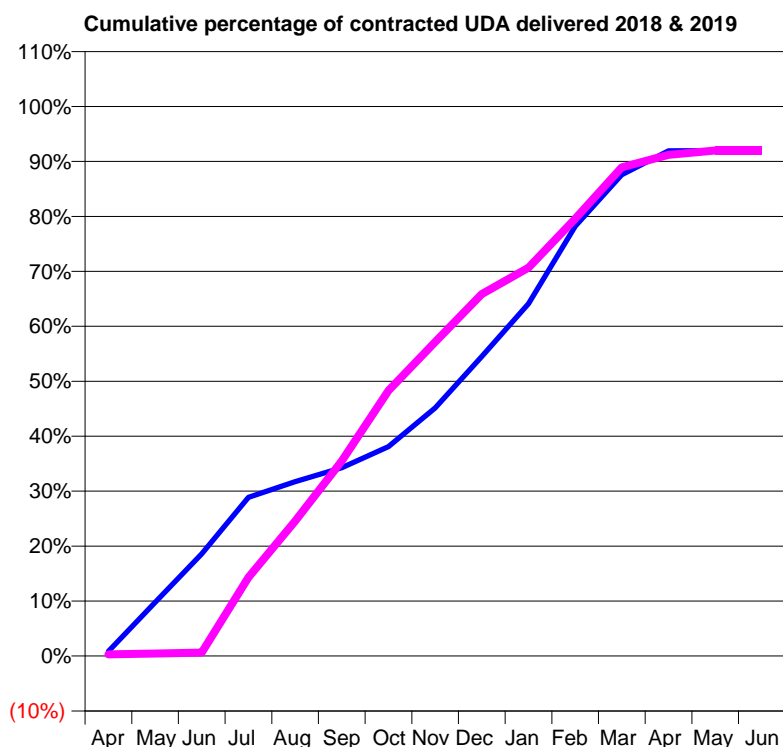
18/19 Contracted general activity (UDA)	4,000
Carry forward general activity (UDA)	0
18/19 Contracted orthodontic activity (UOA)	0
Carry forward orthodontic activity (UOA)	0
Baseline contract value	£92,280.00

### ACCESS\*

Patients seen in 24 months	Total	Change since previous quarter
Quarter ending March 2018	2,269	
Quarter ending June 2018	1,754	↓
Quarter ending September 2018	1,737	→
Quarter ending December 2018	1,679	↓
Quarter ending March 2019	1,561	↓
<b>Variance since March 2018</b>	<b>(31.2%)</b>	<b>↓</b>



### ACTIVITY



Adjusted Scheduled Activity (UDA)		
Month	2018	2019
April	61	12
May	684	18
June	1,303	25
July	2,022	573
August	2,221	982
September	2,399	1,419
October	2,667	1,932
November	3,161	2,287
December	3,814	2,634
January	4,489	2,827
February	5,474	3,184
March	6,132	3,557
April	6,435	3,648
May	6,437	3,680
June	6,437	3,680

### QUALITY

	Quantity	Base Number	Contract	AT	Region	England
% of FP17s for the same patient ID Re-attending within 3 months - Children	13	442	2.9%	12.0%	12.3%	11.8%
% of FP17s for the same patient ID Re-attending within 3 months - Adults	140	1,517	9.2%	15.3%	15.9%	15.7%
% of FP17s for the same patient ID Re-attending between 3 & 9 months - Children	262	442	59.3%	58.5%	60.2%	58.9%
% of FP17s for the same patient ID Re-attending between 3 & 9 months - Adults	596	1,517	39.3%	51.2%	53.0%	50.8%
% of FP17s for Band 1 Urgent Courses	119	1,877	6.3%	10.7%	9.1%	9.1%
% of FP17s Relating to Free Repair or Replacements	26	1,877	1.4%	0.9%	1.0%	0.8%
% of FP17s Relating to Continuations	18	1,877	1.0%	0.9%	1.0%	0.9%
% of Patients satisfied with the dentistry they have received	3	3	N/A	94.5%	93.2%	92.5%
% of Patients satisfied with the time they had to wait for an appointment	3	3	N/A	86.4%	88.1%	87.0%

\* This is based on patients treated on this contract for their most recent course of treatment.

Figures in italics indicate the base number of FP17s or Patient Questionnaire responses are less than 100. N/A is shown where the base number of responses is less than 10 during the period. % is calculated as Quantity/Base number\*100



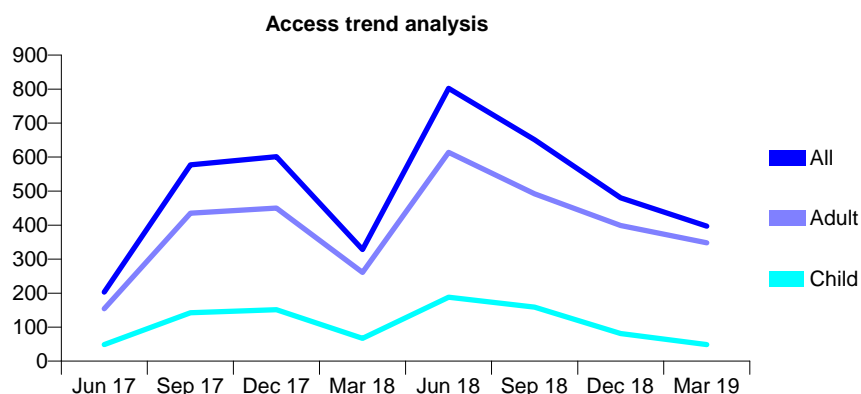
## Q47 - Vital Signs At a Glance Contract Report for 138576/0002 - Year end March 2019

Name or company name	Dr J A Richards Limited
Contract type name	GDS Contract
Purpose of contract	General
Contract start date	01/04/2009
Contract end date	

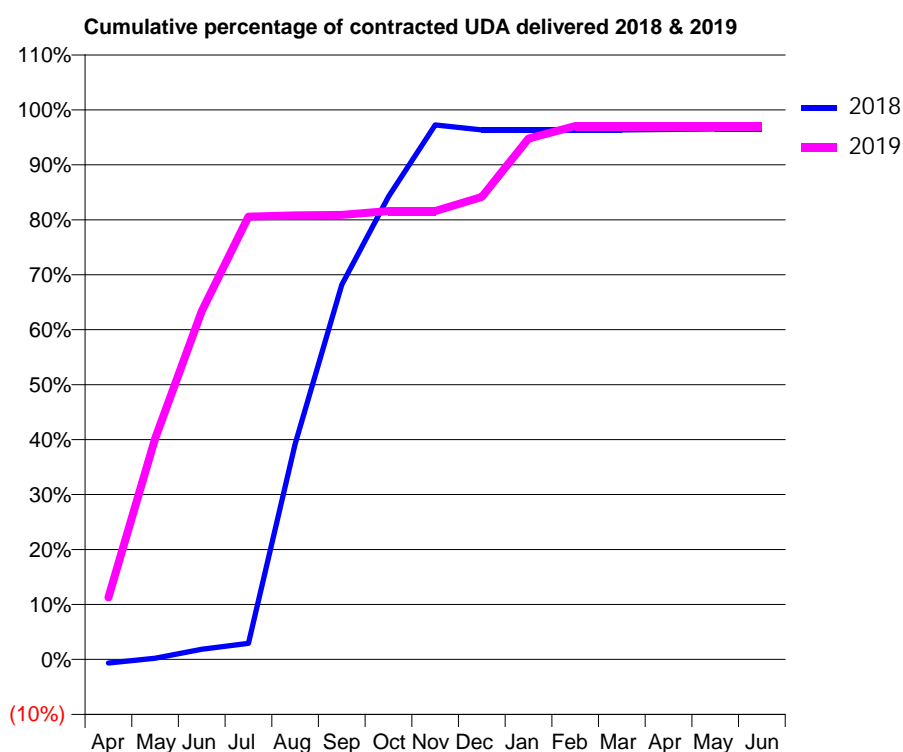
18/19 Contracted general activity (UDA)	1,350
Carry forward general activity (UDA)	47
18/19 Contracted orthodontic activity (UOA)	0
Carry forward orthodontic activity (UOA)	0
Baseline contract value	£36,169.51

### ACCESS\*

Patients seen in 24 months	Total	Change since previous quarter
Quarter ending March 2018	328	
Quarter ending June 2018	802	↑
Quarter ending September 2018	651	↓
Quarter ending December 2018	480	↓
Quarter ending March 2019	397	↓
<b>Variance since March 2018</b>	<b>21.0%</b>	<b>↑</b>



### ACTIVITY



Adjusted Scheduled Activity (UDA)		
Month	2018	2019
April	-9	152
May	3	543
June	25	855
July	39	1,088
August	530	1,091
September	920	1,092
October	1,137	1,102
November	1,313	1,102
December	1,301	1,136
January	1,301	1,279
February	1,301	1,310
March	1,301	1,310
April	1,302	1,310
May	1,303	1,310
June	1,303	1,310

### QUALITY

	Quantity	Base Number	Contract	AT	Region	England
% of FP17s for the same patient ID Re-attending within 3 months - Children	6	181	3.3%	12.0%	12.3%	11.8%
% of FP17s for the same patient ID Re-attending within 3 months - Adults	19	628	3.0%	15.3%	15.9%	15.7%
% of FP17s for the same patient ID Re-attending between 3 & 9 months - Children	33	181	18.2%	58.5%	60.2%	58.9%
% of FP17s for the same patient ID Re-attending between 3 & 9 months - Adults	84	628	13.4%	51.2%	53.0%	50.8%
% of FP17s for Band 1 Urgent Courses	72	806	8.9%	10.7%	9.1%	9.1%
% of FP17s Relating to Free Repair or Replacements	10	806	1.2%	0.9%	1.0%	0.8%
% of FP17s Relating to Continuations	6	806	0.7%	0.9%	1.0%	0.9%
% of Patients satisfied with the dentistry they have received	2	2	N/A	94.5%	93.2%	92.5%
% of Patients satisfied with the time they had to wait for an appointment	1	2	N/A	86.4%	88.1%	87.0%

\* This is based on patients treated on this contract for their most recent course of treatment. Figures in italics indicate the base number of FP17s or Patient Questionnaire responses are less than 100. N/A is shown where the base number of responses is less than 10 during the period. % is calculated as Quantity/Base number\*100

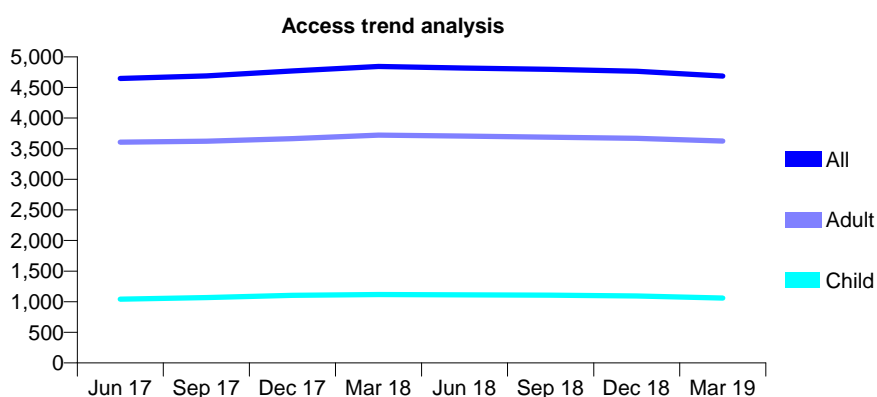
## Q47 - Vital Signs At a Glance Contract Report for 140104/0001 - Year end March 2019

Name or company name	York Dental Practice
Contract type name	GDS Contract
Purpose of contract	General
Contract start date	01/04/2013
Contract end date	

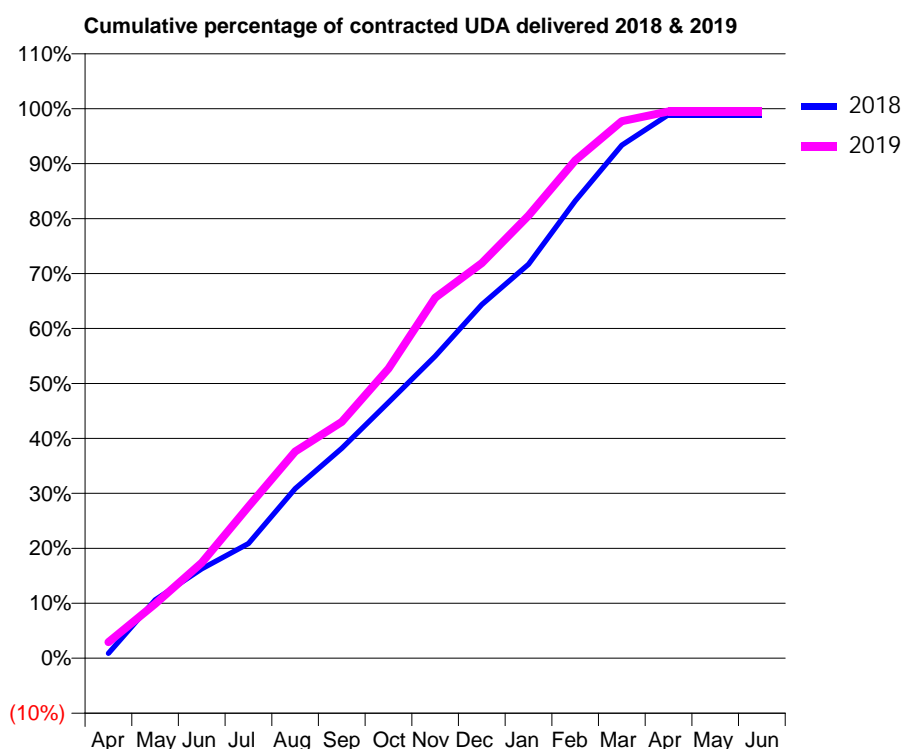
18/19 Contracted general activity (UDA)	13,865
Carry forward general activity (UDA)	150
18/19 Contracted orthodontic activity (UOA)	0
Carry forward orthodontic activity (UOA)	0
Baseline contract value	£408,398.81

### ACCESS\*

Patients seen in 24 months	Total	Change since previous quarter
Quarter ending March 2018	4,841	
Quarter ending June 2018	4,819	→
Quarter ending September 2018	4,796	→
Quarter ending December 2018	4,763	→
Quarter ending March 2019	4,685	↓
<b>Variance since March 2018</b>	<b>(3.2%)</b>	<b>↓</b>



### ACTIVITY



Adjusted Scheduled Activity (UDA)		
Month	2018	2019
April	123	405
May	1,473	1,370
June	2,257	2,406
July	2,895	3,829
August	4,278	5,212
September	5,298	5,960
October	6,454	7,306
November	7,623	9,097
December	8,921	9,966
January	9,939	11,165
February	11,540	12,559
March	12,943	13,548
April	13,717	13,798
May	13,715	13,794
June	13,715	13,794

### QUALITY

	Quantity	Base Number	Contract	AT	Region	England
% of FP17s for the same patient ID Re-attending within 3 months - Children	199	1,678	11.9%	12.0%	12.3%	11.8%
% of FP17s for the same patient ID Re-attending within 3 months - Adults	721	5,258	13.7%	15.3%	15.9%	15.7%
% of FP17s for the same patient ID Re-attending between 3 & 9 months - Children	984	1,678	58.6%	58.5%	60.2%	58.9%
% of FP17s for the same patient ID Re-attending between 3 & 9 months - Adults	3,111	5,258	59.2%	51.2%	53.0%	50.8%
% of FP17s for Band 1 Urgent Courses	470	6,750	7.0%	10.7%	9.1%	9.1%
% of FP17s Relating to Free Repair or Replacements	87	6,750	1.3%	0.9%	1.0%	0.8%
% of FP17s Relating to Continuations	25	6,750	0.4%	0.9%	1.0%	0.9%
% of Patients satisfied with the dentistry they have received	5	6	N/A	94.5%	93.2%	92.5%
% of Patients satisfied with the time they had to wait for an appointment	4	6	N/A	86.4%	88.1%	87.0%

\* This is based on patients treated on this contract for their most recent course of treatment.

Figures in italics indicate the base number of FP17s or Patient Questionnaire responses are less than 100. N/A is shown where the base number of responses is less than 10 during the period. % is calculated as Quantity/Base number\*100

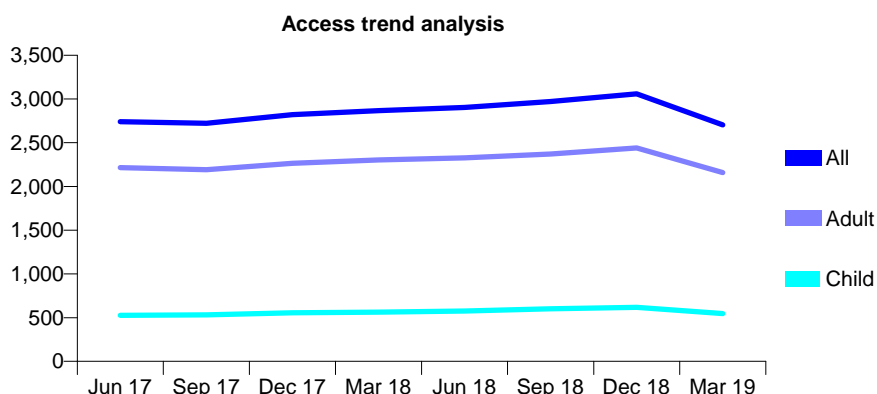
## Q47 - Vital Signs At a Glance Contract Report for 141674/0001 - Year end March 2019

Name or company name	Aesthetic Dental Solutions
Contract type name	GDS Contract
Purpose of contract	General
Contract start date	18/11/2009
Contract end date	

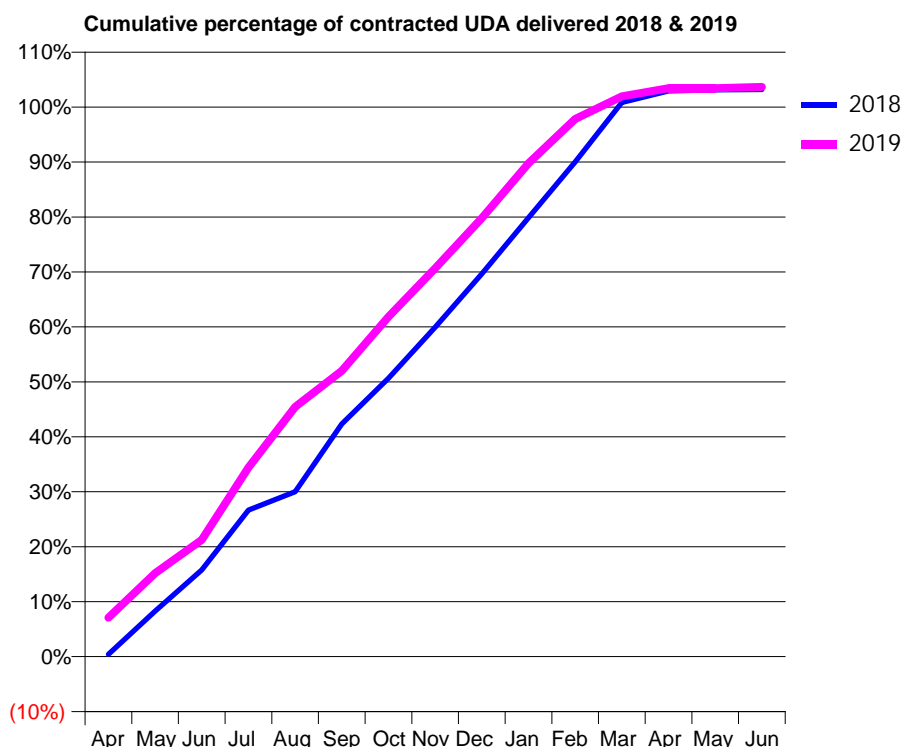
18/19 Contracted general activity (UDA)	10,591
Carry forward general activity (UDA)	-196
18/19 Contracted orthodontic activity (UOA)	0
Carry forward orthodontic activity (UOA)	0
Baseline contract value	£270,351.19

### ACCESS\*

Patients seen in 24 months	Total	Change since previous quarter
Quarter ending March 2018	2,866	
Quarter ending June 2018	2,903	→
Quarter ending September 2018	2,972	↑
Quarter ending December 2018	3,058	↑
Quarter ending March 2019	2,704	↓
<b>Variance since March 2018</b>	<b>(5.7%)</b>	<b>↓</b>



### ACTIVITY



Adjusted Scheduled Activity (UDA)		
Month	2018	2019
April	43	751
May	815	1,607
June	1,553	2,250
July	2,624	3,643
August	2,953	4,812
September	4,166	5,507
October	4,986	6,549
November	5,899	7,482
December	6,856	8,449
January	7,860	9,507
February	8,858	10,361
March	9,923	10,796
April	10,128	10,953
May	10,151	10,954
June	10,154	10,977

### QUALITY

	Quantity	Base Number	Contract	AT	Region	England
% of FP17s for the same patient ID Re-attending within 3 months - Children	71	924	7.7%	12.0%	12.3%	11.8%
% of FP17s for the same patient ID Re-attending within 3 months - Adults	483	3,392	14.2%	15.3%	15.9%	15.7%
% of FP17s for the same patient ID Re-attending between 3 & 9 months - Children	581	924	62.9%	58.5%	60.2%	58.9%
% of FP17s for the same patient ID Re-attending between 3 & 9 months - Adults	1,988	3,392	58.6%	51.2%	53.0%	50.8%
% of FP17s for Band 1 Urgent Courses	296	4,302	6.9%	10.7%	9.1%	9.1%
% of FP17s Relating to Free Repair or Replacements	49	4,302	1.1%	0.9%	1.0%	0.8%
% of FP17s Relating to Continuations	13	4,302	0.3%	0.9%	1.0%	0.9%
% of Patients satisfied with the dentistry they have received	1	1	N/A	94.5%	93.2%	92.5%
% of Patients satisfied with the time they had to wait for an appointment	1	1	N/A	86.4%	88.1%	87.0%

\* This is based on patients treated on this contract for their most recent course of treatment.  
 Figures in *italics* indicate the base number of FP17s or Patient Questionnaire responses are less than 100. N/A is shown where the base number of responses is less than 10 during the period. % is calculated as Quantity/Base number\*100

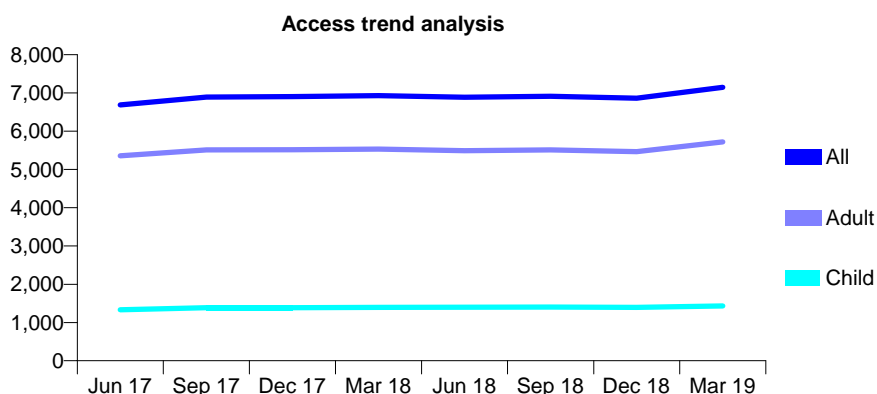
## Q47 - Vital Signs At a Glance Contract Report for 144835/0001 - Year end March 2019

Name or company name	Skipton Road Dental Practice
Contract type name	Pilot Contract
Purpose of contract	General
Contract start date	01/04/2013
Contract end date	

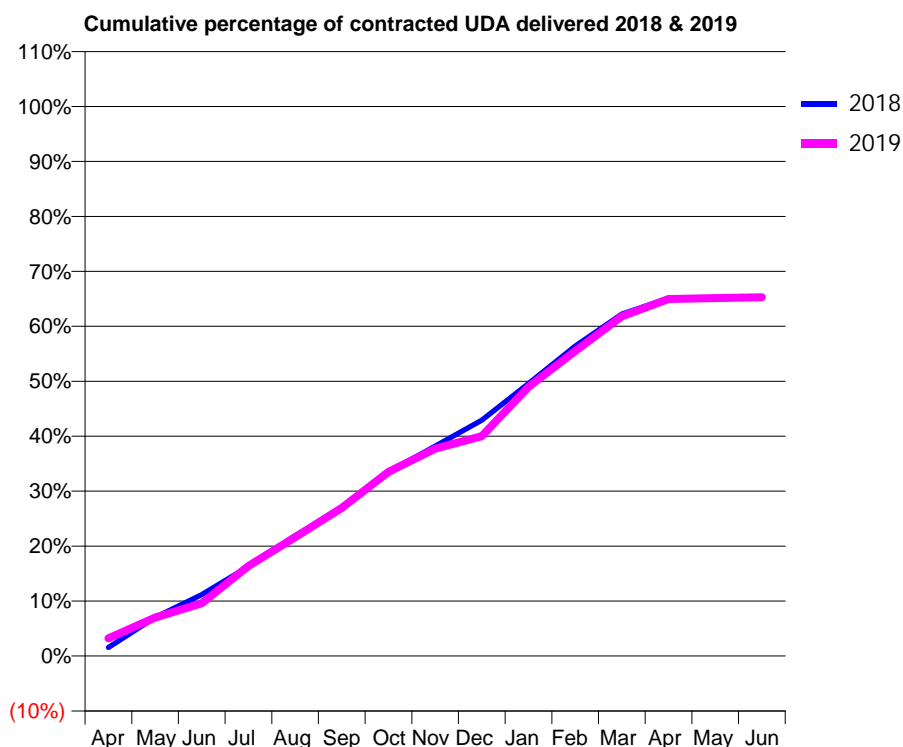
18/19 Contracted general activity (UDA)	22,500
Carry forward general activity (UDA)	0
18/19 Contracted orthodontic activity (UOA)	0
Carry forward orthodontic activity (UOA)	0
Baseline contract value	£763,271.92

### ACCESS\*

Patients seen in 24 months	Total	Change since previous quarter
Quarter ending March 2018	6,928	
Quarter ending June 2018	6,888	→
Quarter ending September 2018	6,913	→
Quarter ending December 2018	6,861	→
Quarter ending March 2019	7,147	↑
<b>Variance since March 2018</b>	<b>3.2%</b>	<b>↑</b>



### ACTIVITY



Adjusted Scheduled Activity (UDA)		
Month	2018	2019
April	354	722
May	1,580	1,573
June	2,516	2,157
July	3,664	3,686
August	4,931	4,867
September	6,013	6,065
October	7,537	7,536
November	8,592	8,490
December	9,655	9,000
January	11,156	11,015
February	12,686	12,484
March	13,998	13,910
April	14,646	14,611
May	14,651	14,657
June	14,641	14,689

### QUALITY

	Quantity	Base Number	Contract	AT	Region	England
% of FP17s for the same patient ID Re-attending within 3 months - Children	132	1,979	6.7%	12.0%	12.3%	11.8%
% of FP17s for the same patient ID Re-attending within 3 months - Adults	987	6,706	14.7%	15.3%	15.9%	15.7%
% of FP17s for the same patient ID Re-attending between 3 & 9 months - Children	956	1,979	48.3%	58.5%	60.2%	58.9%
% of FP17s for the same patient ID Re-attending between 3 & 9 months - Adults	1,969	6,706	29.4%	51.2%	53.0%	50.8%
% of FP17s for Band 1 Urgent Courses	903	7,541	12.0%	10.7%	9.1%	9.1%
% of FP17s Relating to Free Repair or Replacements	38	7,541	0.5%	0.9%	1.0%	0.8%
% of FP17s Relating to Continuations	10	7,541	0.1%	0.9%	1.0%	0.9%
% of Patients satisfied with the dentistry they have received	1	2	N/A	94.5%	93.2%	92.5%
% of Patients satisfied with the time they had to wait for an appointment	1	2	N/A	86.4%	88.1%	87.0%

\* This is based on patients treated on this contract for their most recent course of treatment.

Figures in italics indicate the base number of FP17s or Patient Questionnaire responses are less than 100. N/A is shown where the base number of responses is less than 10 during the period. % is calculated as Quantity/Base number\*100

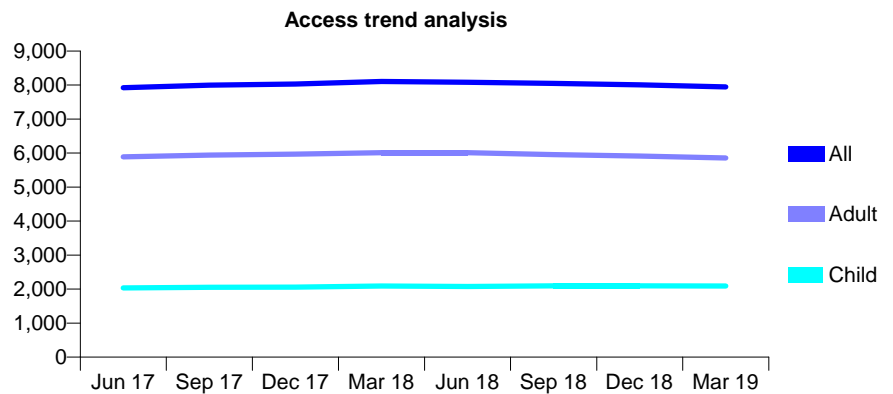
## Q47 - Vital Signs At a Glance Contract Report for 145432/0001 - Year end March 2019

Name or company name	Oaklands Dental Surgery
Contract type name	GDS Contract
Purpose of contract	General
Contract start date	01/11/2013
Contract end date	

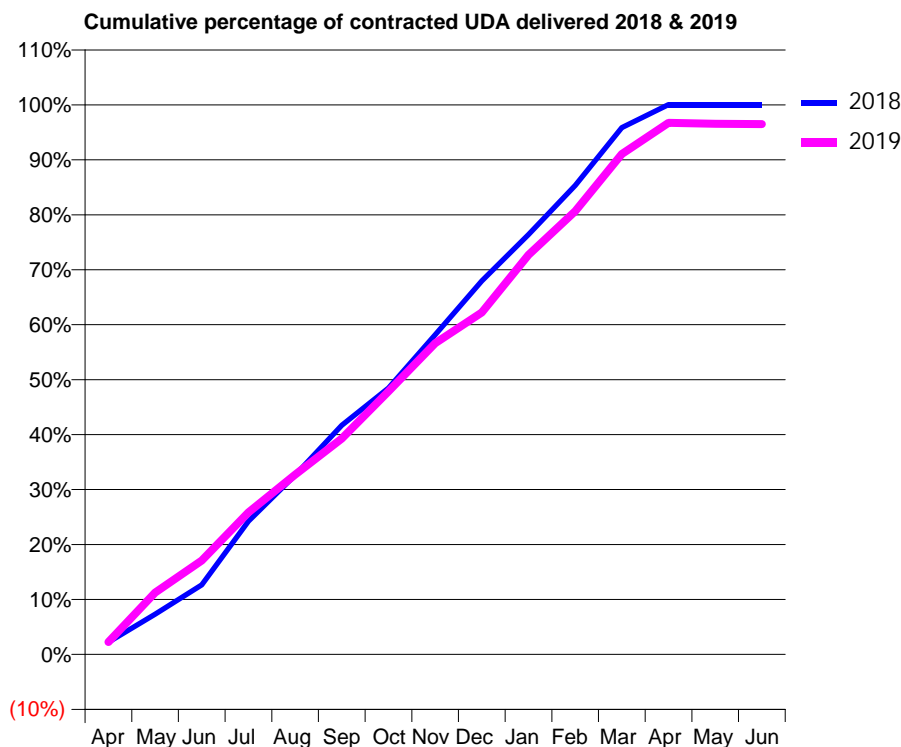
18/19 Contracted general activity (UDA)	26,088
Carry forward general activity (UDA)	-11
18/19 Contracted orthodontic activity (UOA)	0
Carry forward orthodontic activity (UOA)	0
Baseline contract value	£799,706.48

### ACCESS\*

Patients seen in 24 months	Total	Change since previous quarter
Quarter ending March 2018	8,108	
Quarter ending June 2018	8,085	→
Quarter ending September 2018	8,049	→
Quarter ending December 2018	8,006	→
Quarter ending March 2019	7,947	→
<b>Variance since March 2018</b>	<b>(2.0%)</b>	<b>↓</b>



### ACTIVITY



Adjusted Scheduled Activity (UDA)		
Month	2018	2019
April	585	589
May	1,914	2,943
June	3,301	4,460
July	6,330	6,745
August	8,509	8,537
September	10,874	10,249
October	12,646	12,490
November	15,175	14,772
December	17,732	16,234
January	19,932	18,966
February	22,262	21,043
March	25,008	23,748
April	26,096	25,228
May	26,100	25,185
June	26,099	25,176

### QUALITY

	Quantity	Base Number	Contract	AT	Region	England
% of FP17s for the same patient ID Re-attending within 3 months - Children	319	3,755	8.5%	12.0%	12.3%	11.8%
% of FP17s for the same patient ID Re-attending within 3 months - Adults	1,072	9,950	10.8%	15.3%	15.9%	15.7%
% of FP17s for the same patient ID Re-attending between 3 & 9 months - Children	2,855	3,755	76.0%	58.5%	60.2%	58.9%
% of FP17s for the same patient ID Re-attending between 3 & 9 months - Adults	7,321	9,950	73.6%	51.2%	53.0%	50.8%
% of FP17s for Band 1 Urgent Courses	446	13,794	3.2%	10.7%	9.1%	9.1%
% of FP17s Relating to Free Repair or Replacements	34	13,794	0.2%	0.9%	1.0%	0.8%
% of FP17s Relating to Continuations	267	13,794	1.9%	0.9%	1.0%	0.9%
% of Patients satisfied with the dentistry they have received	8	8	N/A	94.5%	93.2%	92.5%
% of Patients satisfied with the time they had to wait for an appointment	8	8	N/A	86.4%	88.1%	87.0%

\* This is based on patients treated on this contract for their most recent course of treatment. Figures in italics indicate the base number of FP17s or Patient Questionnaire responses are less than 100. N/A is shown where the base number of responses is less than 10 during the period. % is calculated as Quantity/Base number\*100

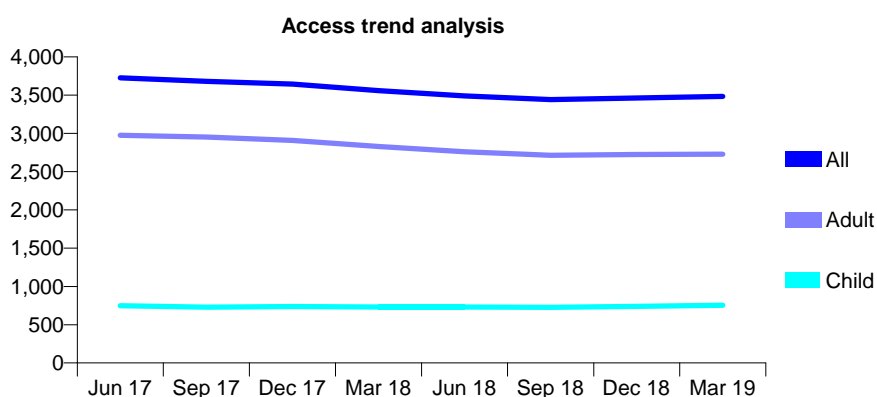
## Q47 - Vital Signs At a Glance Contract Report for 146412/0001 - Year end March 2019

Name or company name	Taghi Khodarahmi
Contract type name	GDS Contract
Purpose of contract	General
Contract start date	01/04/2015
Contract end date	

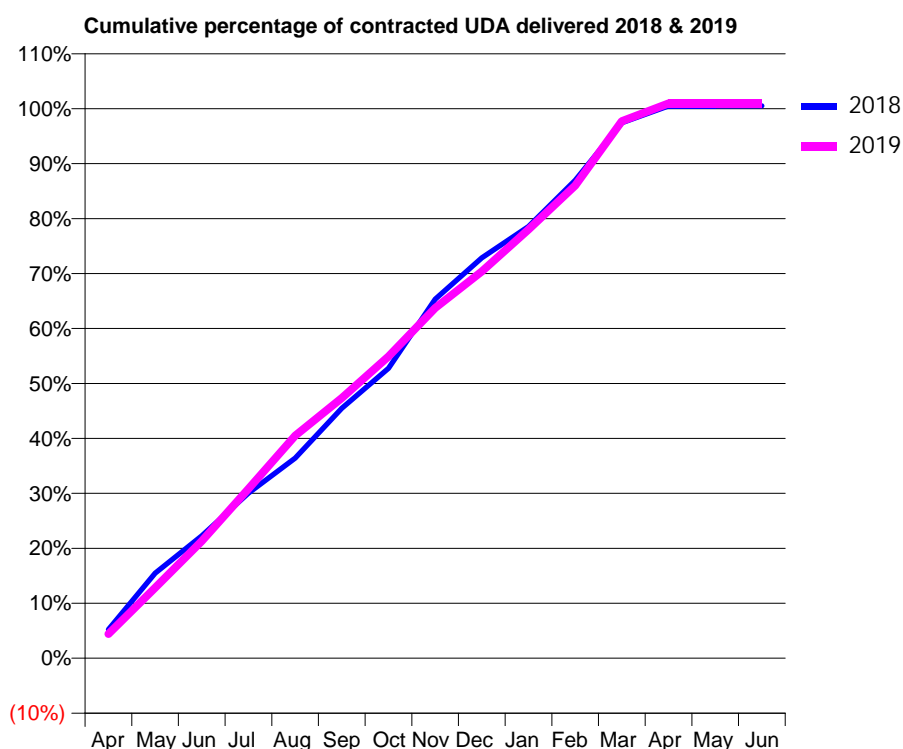
18/19 Contracted general activity (UDA)	12,500
Carry forward general activity (UDA)	-62
18/19 Contracted orthodontic activity (UOA)	0
Carry forward orthodontic activity (UOA)	0
Baseline contract value	£277,842.10

### ACCESS\*

Patients seen in 24 months	Total	Change since previous quarter
Quarter ending March 2018	3,559	
Quarter ending June 2018	3,491	↓
Quarter ending September 2018	3,442	↓
Quarter ending December 2018	3,462	→
Quarter ending March 2019	3,483	→
<b>Variance since March 2018</b>	<b>(2.1%)</b>	<b>↓</b>



### ACTIVITY



Adjusted Scheduled Activity (UDA)		
Month	2018	2019
April	654	554
May	1,938	1,604
June	2,784	2,663
July	3,757	3,853
August	4,551	5,062
September	5,685	5,917
October	6,593	6,863
November	8,167	7,968
December	9,108	8,798
January	9,822	9,751
February	10,870	10,753
March	12,178	12,215
April	12,558	12,621
May	12,559	12,621
June	12,562	12,621

### QUALITY

	Quantity	Base Number	Contract	AT	Region	England
% of FP17s for the same patient ID Re-attending within 3 months - Children	47	1,261	3.7%	12.0%	12.3%	11.8%
% of FP17s for the same patient ID Re-attending within 3 months - Adults	418	4,167	10.0%	15.3%	15.9%	15.7%
% of FP17s for the same patient ID Re-attending between 3 & 9 months - Children	868	1,261	68.8%	58.5%	60.2%	58.9%
% of FP17s for the same patient ID Re-attending between 3 & 9 months - Adults	2,797	4,167	67.1%	51.2%	53.0%	50.8%
% of FP17s for Band 1 Urgent Courses	315	5,431	5.8%	10.7%	9.1%	9.1%
% of FP17s Relating to Free Repair or Replacements	17	5,431	0.3%	0.9%	1.0%	0.8%
% of FP17s Relating to Continuations	15	5,431	0.3%	0.9%	1.0%	0.9%
% of Patients satisfied with the dentistry they have received	3	3	N/A	94.5%	93.2%	92.5%
% of Patients satisfied with the time they had to wait for an appointment	3	3	N/A	86.4%	88.1%	87.0%

\* This is based on patients treated on this contract for their most recent course of treatment. Figures in italics indicate the base number of FP17s or Patient Questionnaire responses are less than 100. N/A is shown where the base number of responses is less than 10 during the period. % is calculated as Quantity/Base number\*100

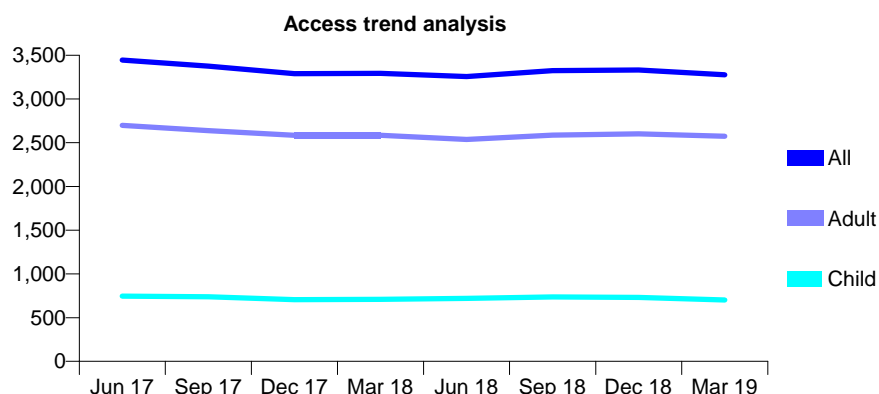
## Q47 - Vital Signs At a Glance Contract Report for 147125/0001 - Year end March 2019

Name or company name	Piotr Drozynski and Grazyna Barbara Drozy
Contract type name	GDS Contract
Purpose of contract	General
Contract start date	07/12/2008
Contract end date	

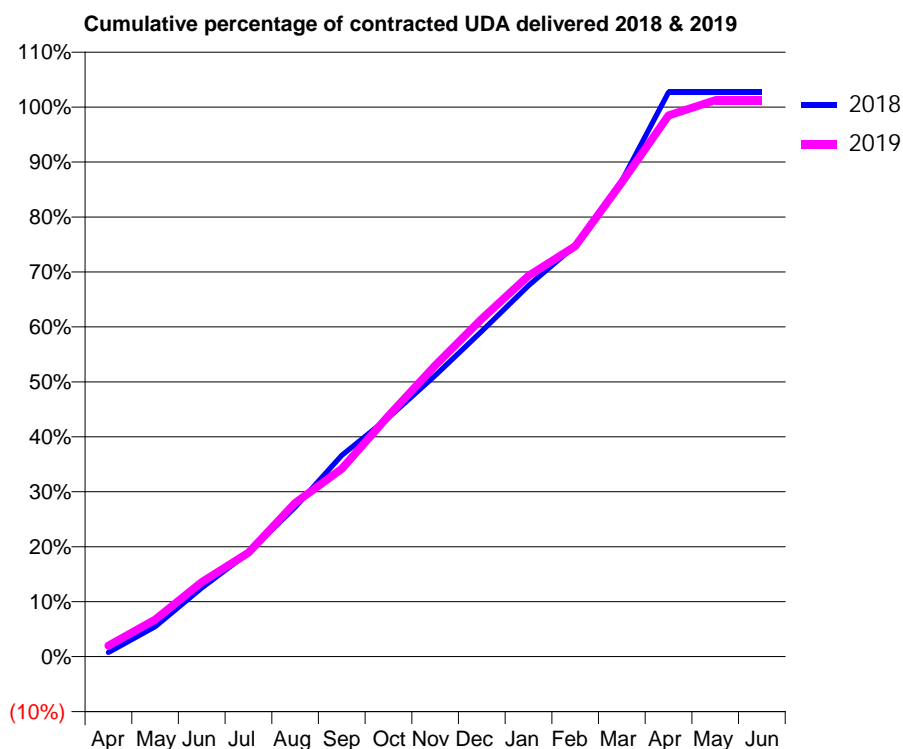
18/19 Contracted general activity (UDA)	12,076
Carry forward general activity (UDA)	-242
18/19 Contracted orthodontic activity (UOA)	0
Carry forward orthodontic activity (UOA)	0
Baseline contract value	£373,430.73

### ACCESS\*

Patients seen in 24 months	Total	Change since previous quarter
Quarter ending March 2018	3,294	
Quarter ending June 2018	3,257	↓
Quarter ending September 2018	3,324	↑
Quarter ending December 2018	3,332	→
Quarter ending March 2019	3,276	↓
<b>Variance since March 2018</b>	<b>(0.5%)</b>	<b>→</b>



### ACTIVITY



Adjusted Scheduled Activity (UDA)		
Month	2018	2019
April	96	242
May	660	816
June	1,511	1,637
July	2,280	2,285
August	3,287	3,378
September	4,422	4,128
October	5,254	5,290
November	6,176	6,398
December	7,150	7,421
January	8,155	8,367
February	9,033	9,019
March	10,455	10,422
April	12,400	11,893
May	12,400	12,225
June	12,400	12,225

### QUALITY

	Quantity	Base Number	Contract	AT	Region	England
% of FP17s for the same patient ID Re-attending within 3 months - Children	151	1,265	11.9%	12.0%	12.3%	11.8%
% of FP17s for the same patient ID Re-attending within 3 months - Adults	870	4,600	18.9%	15.3%	15.9%	15.7%
% of FP17s for the same patient ID Re-attending between 3 & 9 months - Children	759	1,265	60.0%	58.5%	60.2%	58.9%
% of FP17s for the same patient ID Re-attending between 3 & 9 months - Adults	2,773	4,600	60.3%	51.2%	53.0%	50.8%
% of FP17s for Band 1 Urgent Courses	591	5,800	10.2%	10.7%	9.1%	9.1%
% of FP17s Relating to Free Repair or Replacements	18	5,800	0.3%	0.9%	1.0%	0.8%
% of FP17s Relating to Continuations	97	5,800	1.7%	0.9%	1.0%	0.9%
% of Patients satisfied with the dentistry they have received	3	4	N/A	94.5%	93.2%	92.5%
% of Patients satisfied with the time they had to wait for an appointment	3	4	N/A	86.4%	88.1%	87.0%

\* This is based on patients treated on this contract for their most recent course of treatment.  
 Figures in *italics* indicate the base number of FP17s or Patient Questionnaire responses are less than 100. N/A is shown where the base number of responses is less than 10 during the period. % is calculated as Quantity/Base number\*100



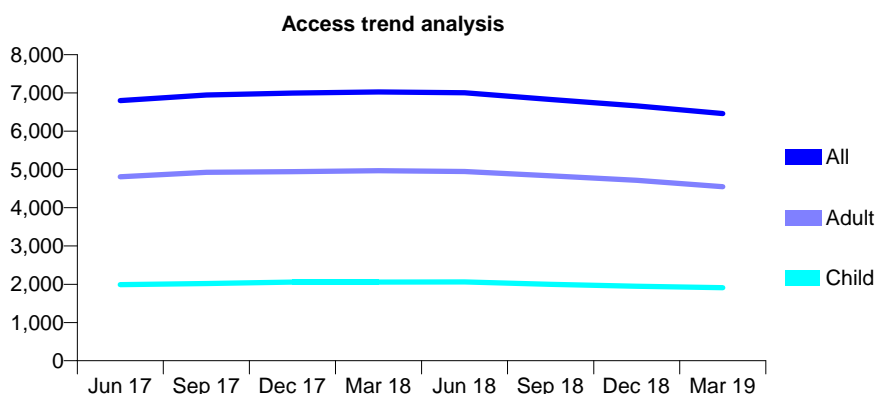
## Q47 - Vital Signs At a Glance Contract Report for 148253/0001 - Year end March 2019

Name or company name	Haslingden Dental Practice Partnership
Contract type name	GDS Contract
Purpose of contract	General
Contract start date	01/12/2009
Contract end date	

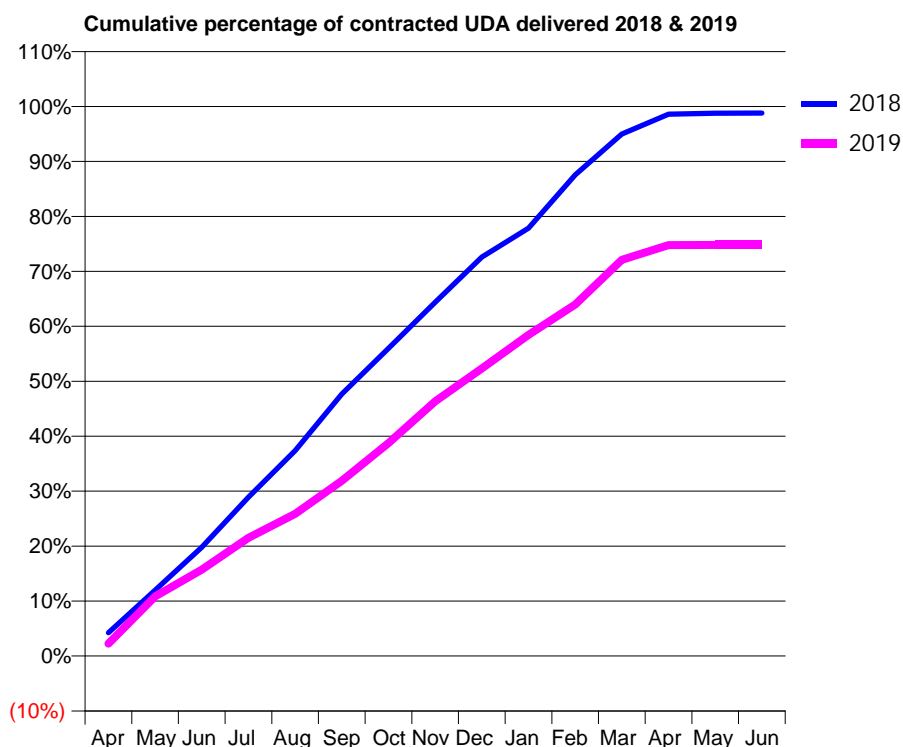
18/19 Contracted general activity (UDA)	21,743
Carry forward general activity (UDA)	260
18/19 Contracted orthodontic activity (UOA)	0
Carry forward orthodontic activity (UOA)	0
Baseline contract value	£533,506.24

### ACCESS\*

Patients seen in 24 months	Total	Change since previous quarter
Quarter ending March 2018	7,024	
Quarter ending June 2018	7,006	→
Quarter ending September 2018	6,828	↓
Quarter ending December 2018	6,661	↓
Quarter ending March 2019	6,460	↓
<b>Variance since March 2018</b>	<b>(8.0%)</b>	<b>↓</b>



### ACTIVITY



Adjusted Scheduled Activity (UDA)		
Month	2018	2019
April	921	495
May	2,603	2,361
June	4,303	3,417
July	6,285	4,676
August	8,126	5,626
September	10,368	6,930
October	12,178	8,426
November	13,995	10,083
December	15,782	11,371
January	16,929	12,705
February	19,034	13,908
March	20,655	15,676
April	21,436	16,258
May	21,476	16,263
June	21,483	16,264

### QUALITY

	Quantity	Base Number	Contract	AT	Region	England
% of FP17s for the same patient ID Re-attending within 3 months - Children	159	2,600	6.1%	12.0%	12.3%	11.8%
% of FP17s for the same patient ID Re-attending within 3 months - Adults	575	5,491	10.5%	15.3%	15.9%	15.7%
% of FP17s for the same patient ID Re-attending between 3 & 9 months - Children	1,513	2,600	58.2%	58.5%	60.2%	58.9%
% of FP17s for the same patient ID Re-attending between 3 & 9 months - Adults	3,120	5,491	56.8%	51.2%	53.0%	50.8%
% of FP17s for Band 1 Urgent Courses	481	8,005	6.0%	10.7%	9.1%	9.1%
% of FP17s Relating to Free Repair or Replacements	27	8,005	0.3%	0.9%	1.0%	0.8%
% of FP17s Relating to Continuations	100	8,005	1.2%	0.9%	1.0%	0.9%
% of Patients satisfied with the dentistry they have received	5	6	N/A	94.5%	93.2%	92.5%
% of Patients satisfied with the time they had to wait for an appointment	4	6	N/A	86.4%	88.1%	87.0%

\* This is based on patients treated on this contract for their most recent course of treatment.

Figures in italics indicate the base number of FP17s or Patient Questionnaire responses are less than 100. N/A is shown where the base number of responses is less than 10 during the period. % is calculated as Quantity/Base number\*100

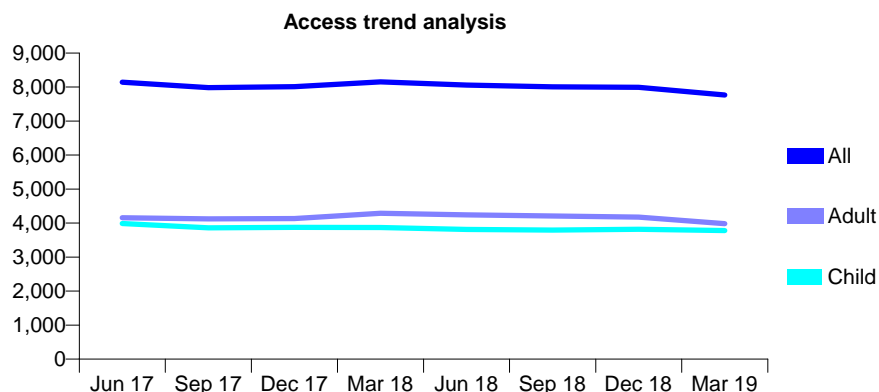
## Q47 - Vital Signs At a Glance Contract Report for 148601/0001 - Year end March 2019

Name or company name	Redbridge Associates Ltd.
Contract type name	GDS Contract
Purpose of contract	General
Contract start date	01/04/2007
Contract end date	

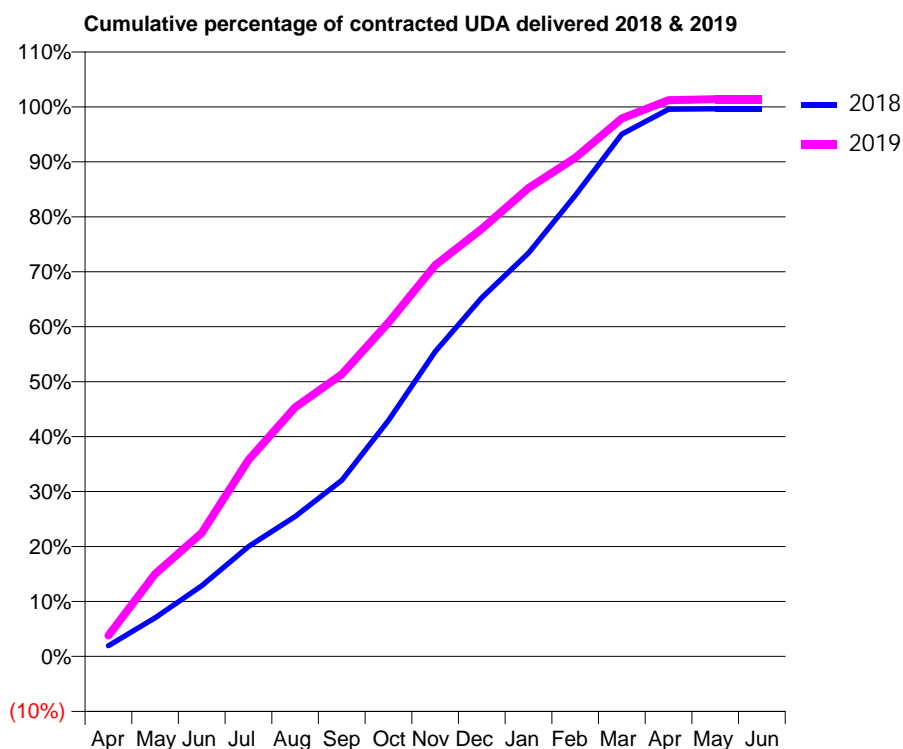
18/19 Contracted general activity (UDA)	28,527
Carry forward general activity (UDA)	103
18/19 Contracted orthodontic activity (UOA)	0
Carry forward orthodontic activity (UOA)	0
Baseline contract value	£803,849.75

### ACCESS\*

Patients seen in 24 months	Total	Change since previous quarter
Quarter ending March 2018	8,154	
Quarter ending June 2018	8,055	↓
Quarter ending September 2018	8,004	→
Quarter ending December 2018	7,993	→
Quarter ending March 2019	7,765	↓
<b>Variance since March 2018</b>	<b>(4.8%)</b>	<b>↓</b>



### ACTIVITY



Adjusted Scheduled Activity (UDA)		
Month	2018	2019
April	549	1,082
May	2,014	4,280
June	3,668	6,405
July	5,698	10,200
August	7,264	12,937
September	9,143	14,642
October	12,253	17,334
November	15,825	20,309
December	18,616	22,192
January	20,939	24,308
February	23,929	25,877
March	27,110	27,922
April	28,398	28,870
May	28,424	28,924
June	28,424	28,923

### QUALITY

	Quantity	Base Number	Contract	AT	Region	England
% of FP17s for the same patient ID Re-attending within 3 months - Children	596	5,636	10.6%	12.0%	12.3%	11.8%
% of FP17s for the same patient ID Re-attending within 3 months - Adults	1,093	4,600	23.8%	15.3%	15.9%	15.7%
% of FP17s for the same patient ID Re-attending between 3 & 9 months - Children	3,311	5,636	58.7%	58.5%	60.2%	58.9%
% of FP17s for the same patient ID Re-attending between 3 & 9 months - Adults	1,994	4,600	43.3%	51.2%	53.0%	50.8%
% of FP17s for Band 1 Urgent Courses	1,752	10,087	17.4%	10.7%	9.1%	9.1%
% of FP17s Relating to Free Repair or Replacements	0	10,087	0.0%	0.9%	1.0%	0.8%
% of FP17s Relating to Continuations	46	10,087	0.5%	0.9%	1.0%	0.9%
% of Patients satisfied with the dentistry they have received	5	5	N/A	94.5%	93.2%	92.5%
% of Patients satisfied with the time they had to wait for an appointment	4	5	N/A	86.4%	88.1%	87.0%

\* This is based on patients treated on this contract for their most recent course of treatment.

Figures in italics indicate the base number of FP17s or Patient Questionnaire responses are less than 100. N/A is shown where the base number of responses is less than 10 during the period. % is calculated as Quantity/Base number\*100

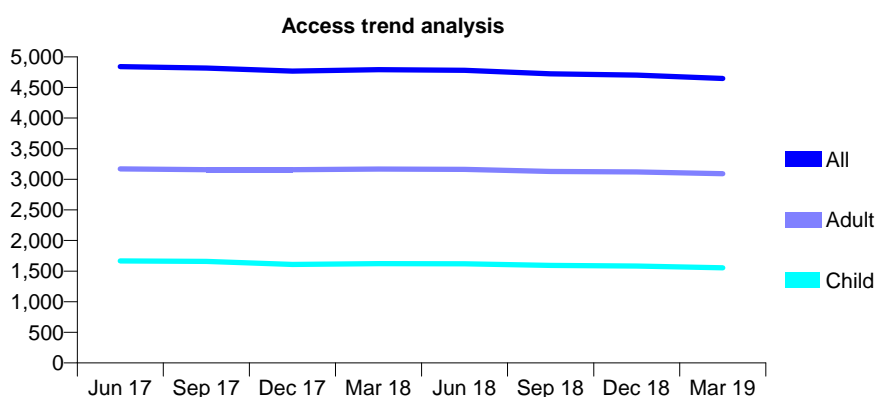
## Q47 - Vital Signs At a Glance Contract Report for 149276/0001 - Year end March 2019

Name or company name	Ivory DentalCare
Contract type name	GDS Contract
Purpose of contract	General
Contract start date	01/04/2012
Contract end date	

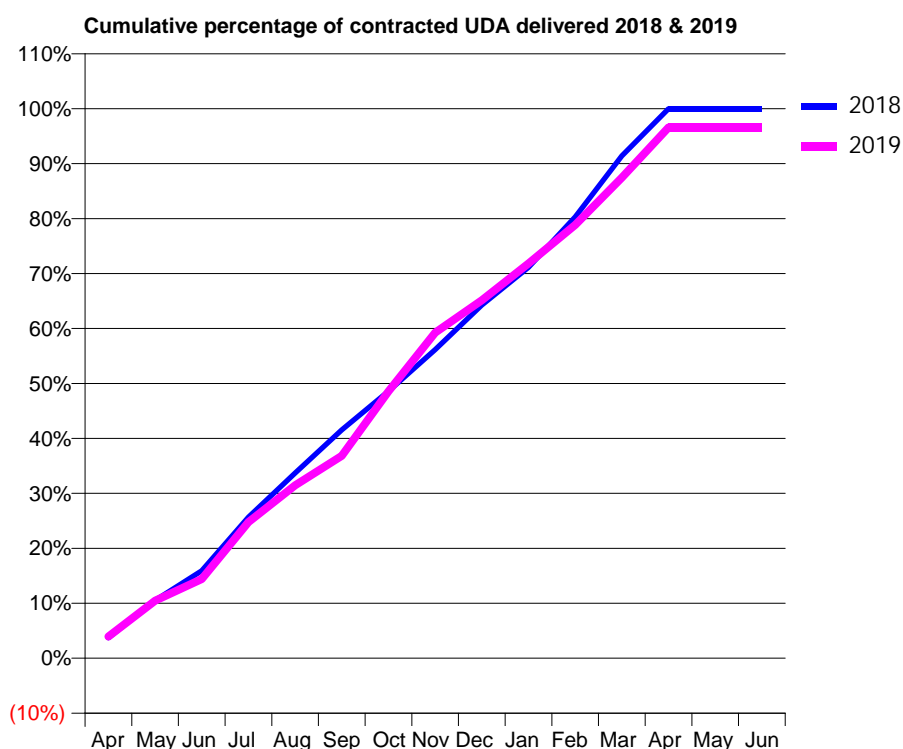
18/19 Contracted general activity (UDA)	14,200
Carry forward general activity (UDA)	1
18/19 Contracted orthodontic activity (UOA)	0
Carry forward orthodontic activity (UOA)	0
Baseline contract value	£444,389.41

### ACCESS\*

Patients seen in 24 months	Total	Change since previous quarter
Quarter ending March 2018	4,789	
Quarter ending June 2018	4,782	→
Quarter ending September 2018	4,722	↓
Quarter ending December 2018	4,703	→
Quarter ending March 2019	4,646	↓
<b>Variance since March 2018</b>	<b>(3.0%)</b>	<b>↓</b>



### ACTIVITY



Adjusted Scheduled Activity (UDA)		
Month	2018	2019
April	529	558
May	1,497	1,488
June	2,261	2,045
July	3,646	3,516
August	4,787	4,469
September	5,902	5,229
October	6,899	6,898
November	7,974	8,415
December	9,124	9,247
January	10,103	10,200
February	11,406	11,196
March	12,980	12,417
April	14,200	13,717
May	14,200	13,717
June	14,199	13,717

### QUALITY

	Quantity	Base Number	Contract	AT	Region	England
% of FP17s for the same patient ID Re-attending within 3 months - Children	207	2,508	8.3%	12.0%	12.3%	11.8%
% of FP17s for the same patient ID Re-attending within 3 months - Adults	880	4,879	18.0%	15.3%	15.9%	15.7%
% of FP17s for the same patient ID Re-attending between 3 & 9 months - Children	1,672	2,508	66.7%	58.5%	60.2%	58.9%
% of FP17s for the same patient ID Re-attending between 3 & 9 months - Adults	3,059	4,879	62.7%	51.2%	53.0%	50.8%
% of FP17s for Band 1 Urgent Courses	812	7,396	11.0%	10.7%	9.1%	9.1%
% of FP17s Relating to Free Repair or Replacements	33	7,396	0.4%	0.9%	1.0%	0.8%
% of FP17s Relating to Continuations	82	7,396	1.1%	0.9%	1.0%	0.9%
% of Patients satisfied with the dentistry they have received	0	0	N/A	94.5%	93.2%	92.5%
% of Patients satisfied with the time they had to wait for an appointment	0	0	N/A	86.4%	88.1%	87.0%

\* This is based on patients treated on this contract for their most recent course of treatment.

Figures in italics indicate the base number of FP17s or Patient Questionnaire responses are less than 100. N/A is shown where the base number of responses is less than 10 during the period. % is calculated as Quantity/Base number\*100

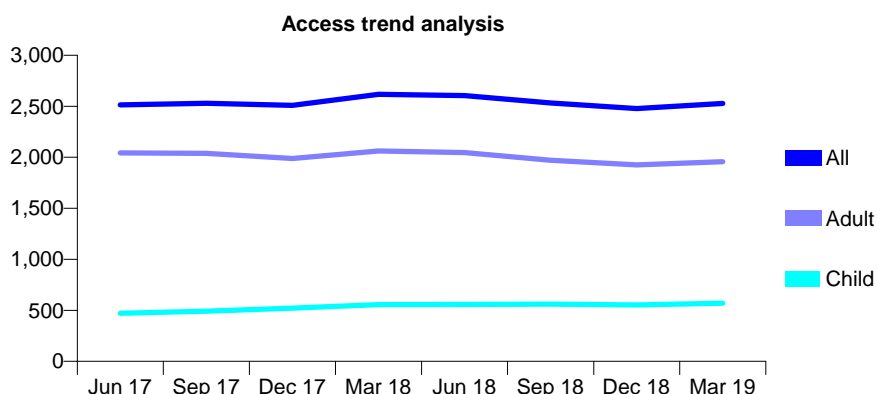
## Q47 - Vital Signs At a Glance Contract Report for 151238/0001 - Year end March 2019

Name or company name	Synergy Dental Clinic Preston Ltd
Contract type name	GDS Contract
Purpose of contract	General
Contract start date	01/09/2015
Contract end date	

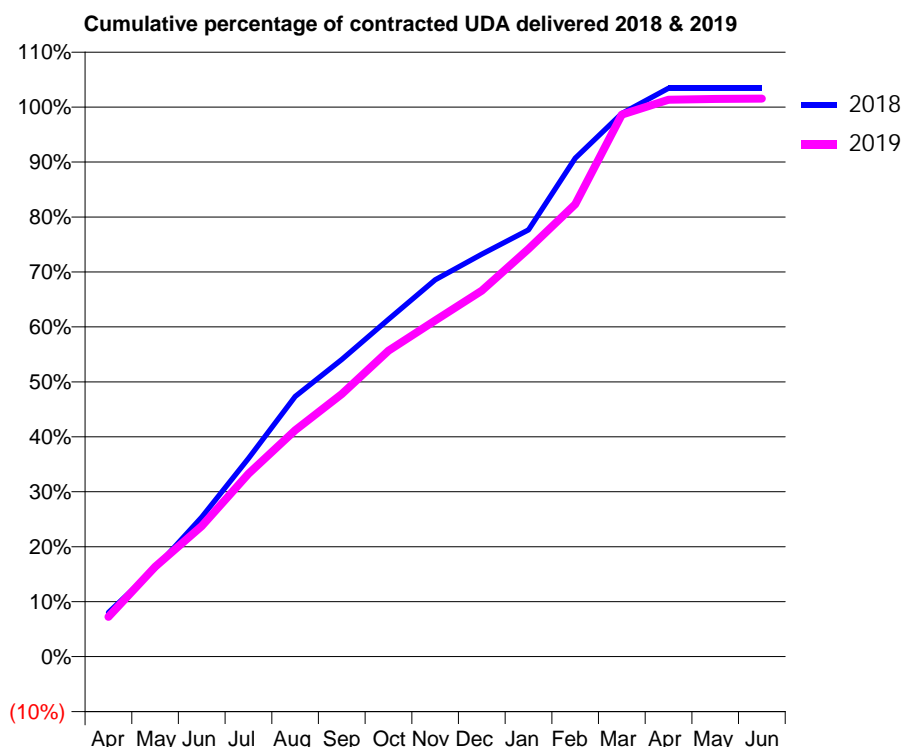
18/19 Contracted general activity (UDA)	10,652
Carry forward general activity (UDA)	-213
18/19 Contracted orthodontic activity (UOA)	0
Carry forward orthodontic activity (UOA)	0
Baseline contract value	£223,442.59

### ACCESS\*

Patients seen in 24 months	Total	Change since previous quarter
Quarter ending March 2018	2,618	
Quarter ending June 2018	2,605	→
Quarter ending September 2018	2,533	↓
Quarter ending December 2018	2,478	↓
Quarter ending March 2019	2,527	→
<b>Variance since March 2018</b>	<b>(3.5%)</b>	<b>↓</b>



### ACTIVITY



Adjusted Scheduled Activity (UDA)		
Month	2018	2019
April	854	771
May	1,715	1,741
June	2,705	2,530
July	3,843	3,544
August	5,042	4,388
September	5,759	5,089
October	6,539	5,930
November	7,304	6,516
December	7,800	7,092
January	8,272	7,903
February	9,661	8,770
March	10,527	10,506
April	11,016	10,793
May	11,016	10,810
June	11,016	10,813

### QUALITY

	Quantity	Base Number	Contract	AT	Region	England
% of FP17s for the same patient ID Re-attending within 3 months - Children	102	910	11.2%	12.0%	12.3%	11.8%
% of FP17s for the same patient ID Re-attending within 3 months - Adults	572	3,247	17.6%	15.3%	15.9%	15.7%
% of FP17s for the same patient ID Re-attending between 3 & 9 months - Children	582	910	64.0%	58.5%	60.2%	58.9%
% of FP17s for the same patient ID Re-attending between 3 & 9 months - Adults	1,837	3,247	56.6%	51.2%	53.0%	50.8%
% of FP17s for Band 1 Urgent Courses	175	4,108	4.3%	10.7%	9.1%	9.1%
% of FP17s Relating to Free Repair or Replacements	15	4,108	0.4%	0.9%	1.0%	0.8%
% of FP17s Relating to Continuations	20	4,108	0.5%	0.9%	1.0%	0.9%
% of Patients satisfied with the dentistry they have received	1	1	N/A	94.5%	93.2%	92.5%
% of Patients satisfied with the time they had to wait for an appointment	0	1	N/A	86.4%	88.1%	87.0%

\* This is based on patients treated on this contract for their most recent course of treatment.  
 Figures in *italics* indicate the base number of FP17s or Patient Questionnaire responses are less than 100. N/A is shown where the base number of responses is less than 10 during the period. % is calculated as Quantity/Base number\*100

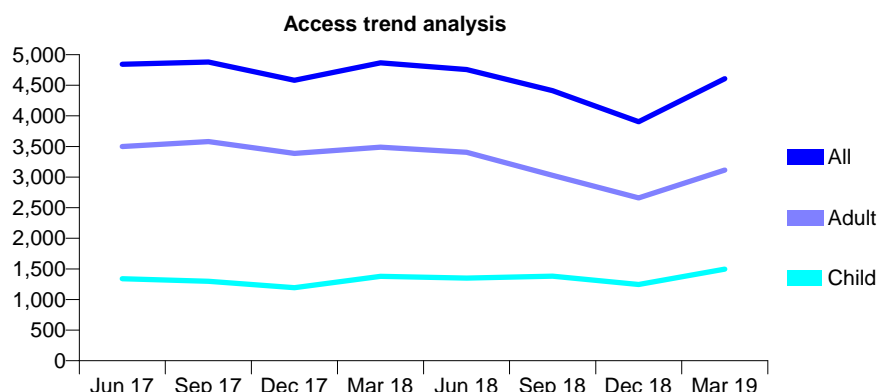
## Q47 - Vital Signs At a Glance Contract Report for 151831/0001 - Year end March 2019

Name or company name	Whitworth Dental Care Limited
Contract type name	GDS Contract
Purpose of contract	General
Contract start date	26/08/2011
Contract end date	

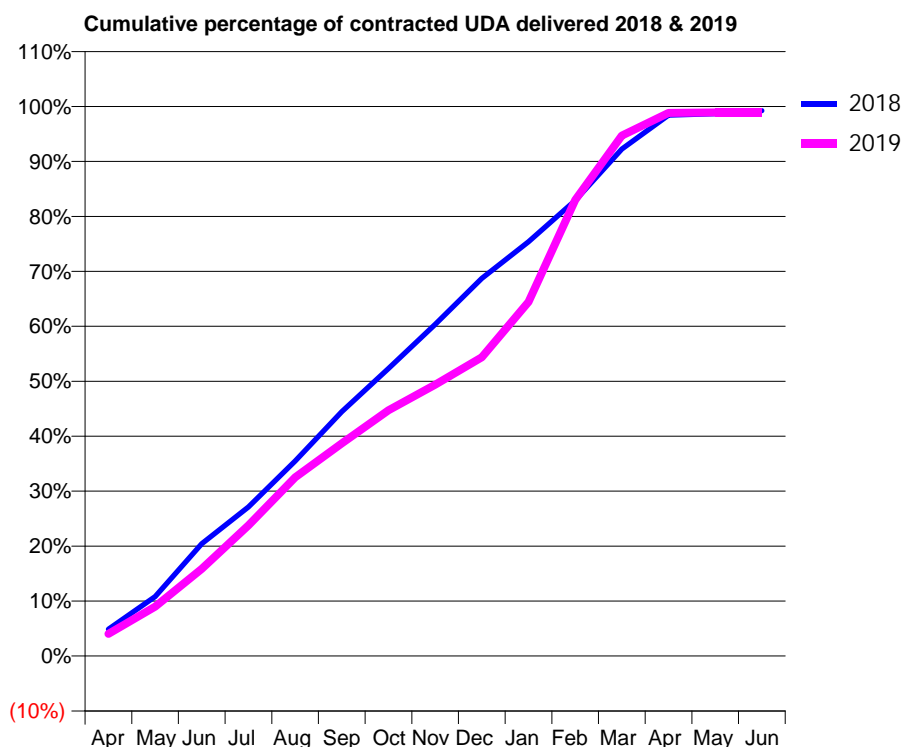
18/19 Contracted general activity (UDA)	10,612
Carry forward general activity (UDA)	80
18/19 Contracted orthodontic activity (UOA)	0
Carry forward orthodontic activity (UOA)	0
Baseline contract value	£351,839.63

### ACCESS\*

Patients seen in 24 months	Total	Change since previous quarter
Quarter ending March 2018	4,866	
Quarter ending June 2018	4,757	↓
Quarter ending September 2018	4,411	↓
Quarter ending December 2018	3,906	↓
Quarter ending March 2019	4,610	↑
<b>Variance since March 2018</b>	<b>(5.3%)</b>	<b>↓</b>



### ACTIVITY



Adjusted Scheduled Activity (UDA)		
Month	2018	2019
April	519	429
May	1,151	954
June	2,166	1,682
July	2,877	2,523
August	3,765	3,453
September	4,716	4,106
October	5,551	4,745
November	6,406	5,240
December	7,293	5,767
January	8,000	6,837
February	8,794	8,805
March	9,791	10,046
April	10,444	10,487
May	10,471	10,494
June	10,532	10,496

### QUALITY

	Quantity	Base Number	Contract	AT	Region	England
% of FP17s for the same patient ID Re-attending within 3 months - Children	269	2,926	9.2%	12.0%	12.3%	11.8%
% of FP17s for the same patient ID Re-attending within 3 months - Adults	174	2,952	5.9%	15.3%	15.9%	15.7%
% of FP17s for the same patient ID Re-attending between 3 & 9 months - Children	1,230	2,926	42.0%	58.5%	60.2%	58.9%
% of FP17s for the same patient ID Re-attending between 3 & 9 months - Adults	643	2,952	21.8%	51.2%	53.0%	50.8%
% of FP17s for Band 1 Urgent Courses	383	5,694	6.7%	10.7%	9.1%	9.1%
% of FP17s Relating to Free Repair or Replacements	4	5,694	0.1%	0.9%	1.0%	0.8%
% of FP17s Relating to Continuations	11	5,694	0.2%	0.9%	1.0%	0.9%
% of Patients satisfied with the dentistry they have received	0	0	N/A	94.5%	93.2%	92.5%
% of Patients satisfied with the time they had to wait for an appointment	0	0	N/A	86.4%	88.1%	87.0%

\* This is based on patients treated on this contract for their most recent course of treatment.

Figures in italics indicate the base number of FP17s or Patient Questionnaire responses are less than 100. N/A is shown where the base number of responses is less than 10 during the period. % is calculated as Quantity/Base number\*100

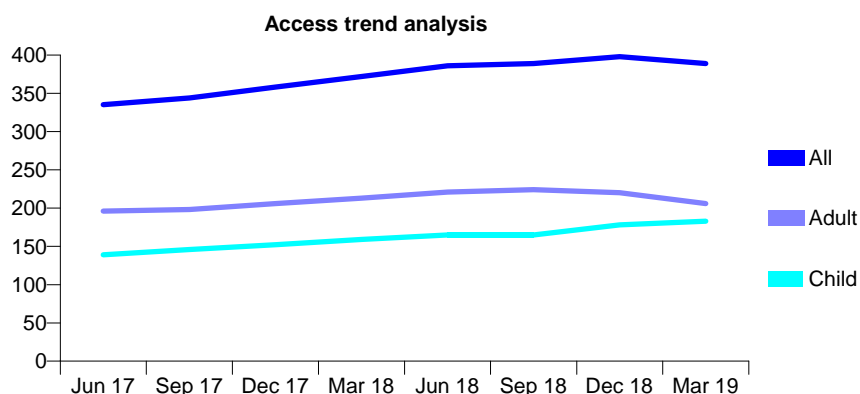
## Q47 - Vital Signs At a Glance Contract Report for 152846/0001 - Year end March 2019

Name or company name	Poulton Practice Ltd
Contract type name	GDS Contract
Purpose of contract	General
Contract start date	02/12/2009
Contract end date	

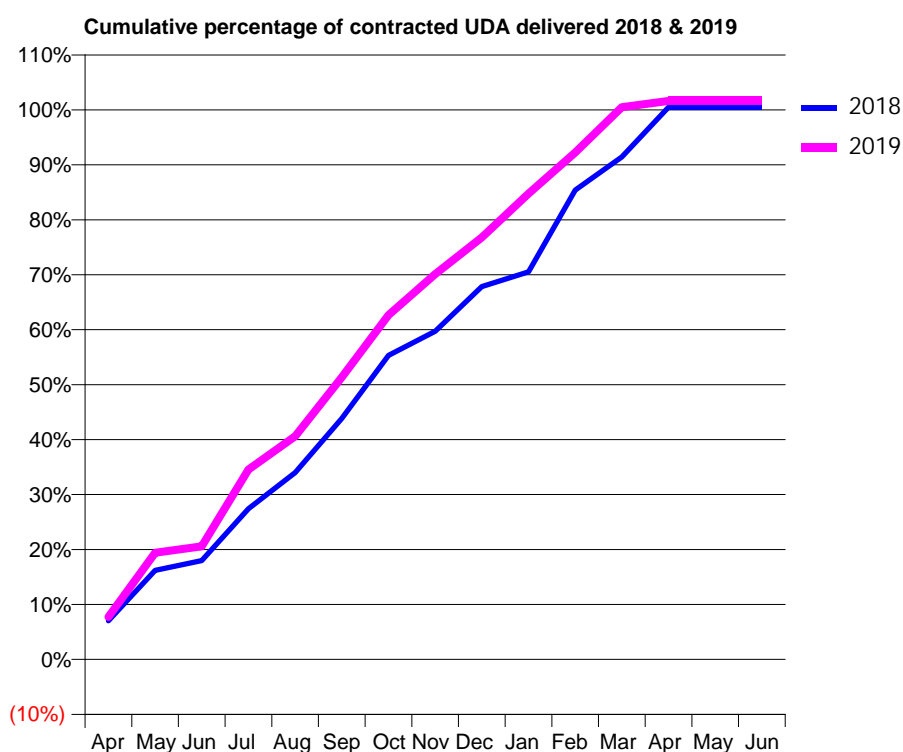
18/19 Contracted general activity (UDA)	900
Carry forward general activity (UDA)	-4
18/19 Contracted orthodontic activity (UOA)	0
Carry forward orthodontic activity (UOA)	0
Baseline contract value	£26,137.58

### ACCESS\*

Patients seen in 24 months	Total	Change since previous quarter
Quarter ending March 2018	372	
Quarter ending June 2018	386	↑
Quarter ending September 2018	389	→
Quarter ending December 2018	398	↑
Quarter ending March 2019	389	↓
<b>Variance since March 2018</b>	<b>4.6%</b>	<b>↑</b>



### ACTIVITY



Adjusted Scheduled Activity (UDA)		
Month	2018	2019
April	63	70
May	146	175
June	162	185
July	247	311
August	306	366
September	395	462
October	498	564
November	537	631
December	611	691
January	635	763
February	769	830
March	823	904
April	904	915
May	904	915
June	904	915

### QUALITY

	Quantity	Base Number	Contract	AT	Region	England
% of FP17s for the same patient ID Re-attending within 3 months - Children	16	324	4.9%	12.0%	12.3%	11.8%
% of FP17s for the same patient ID Re-attending within 3 months - Adults	46	343	13.4%	15.3%	15.9%	15.7%
% of FP17s for the same patient ID Re-attending between 3 & 9 months - Children	206	324	63.6%	58.5%	60.2%	58.9%
% of FP17s for the same patient ID Re-attending between 3 & 9 months - Adults	234	343	68.2%	51.2%	53.0%	50.8%
% of FP17s for Band 1 Urgent Courses	38	619	6.1%	10.7%	9.1%	9.1%
% of FP17s Relating to Free Repair or Replacements	1	619	0.2%	0.9%	1.0%	0.8%
% of FP17s Relating to Continuations	5	619	0.8%	0.9%	1.0%	0.9%
% of Patients satisfied with the dentistry they have received	0	0	N/A	94.5%	93.2%	92.5%
% of Patients satisfied with the time they had to wait for an appointment	0	0	N/A	86.4%	88.1%	87.0%

\* This is based on patients treated on this contract for their most recent course of treatment.

Figures in italics indicate the base number of FP17s or Patient Questionnaire responses are less than 100. N/A is shown where the base number of responses is less than 10 during the period. % is calculated as Quantity/Base number\*100

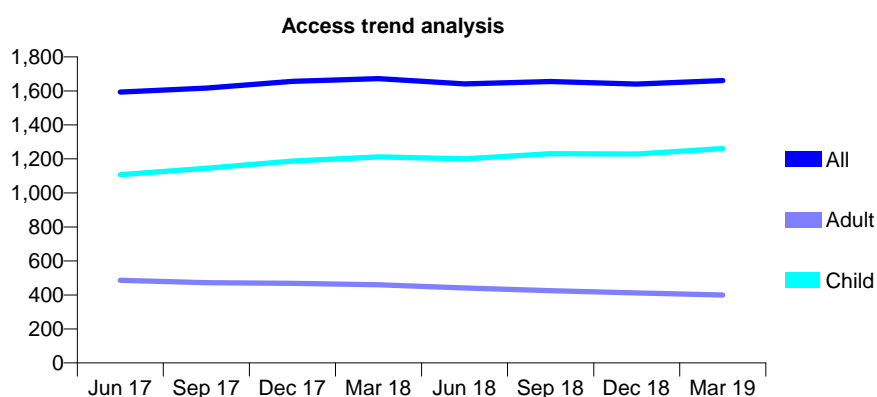
## Q47 - Vital Signs At a Glance Contract Report for 155810/0001 - Year end March 2019

Name or company name	Antley Villa Partnership
Contract type name	GDS Contract
Purpose of contract	General
Contract start date	01/04/2010
Contract end date	

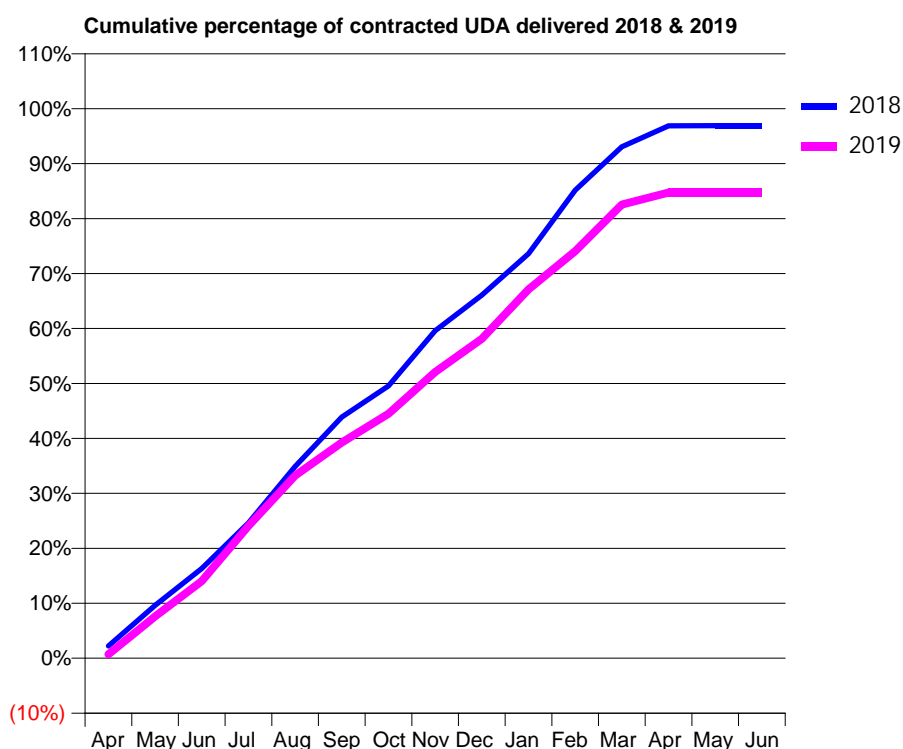
18/19 Contracted general activity (UDA)	5,201
Carry forward general activity (UDA)	160
18/19 Contracted orthodontic activity (UOA)	0
Carry forward orthodontic activity (UOA)	0
Baseline contract value	£115,754.19

### ACCESS\*

Patients seen in 24 months	Total	Change since previous quarter
Quarter ending March 2018	1,672	
Quarter ending June 2018	1,641	↓
Quarter ending September 2018	1,655	→
Quarter ending December 2018	1,640	→
Quarter ending March 2019	1,661	→
<b>Variance since March 2018</b>	<b>(0.7%)</b>	→



### ACTIVITY



Adjusted Scheduled Activity (UDA)		
Month	2018	2019
April	116	38
May	500	396
June	849	729
July	1,280	1,252
August	1,815	1,730
September	2,281	2,042
October	2,577	2,314
November	3,101	2,710
December	3,436	3,022
January	3,829	3,490
February	4,429	3,853
March	4,839	4,293
April	5,038	4,406
May	5,041	4,406
June	5,041	4,406

### QUALITY

	Quantity	Base Number	Contract	AT	Region	England
% of FP17s for the same patient ID Re-attending within 3 months - Children	316	2,431	13.0%	12.0%	12.3%	11.8%
% of FP17s for the same patient ID Re-attending within 3 months - Adults	92	521	17.7%	15.3%	15.9%	15.7%
% of FP17s for the same patient ID Re-attending between 3 & 9 months - Children	1,509	2,431	62.1%	58.5%	60.2%	58.9%
% of FP17s for the same patient ID Re-attending between 3 & 9 months - Adults	345	521	66.2%	51.2%	53.0%	50.8%
% of FP17s for Band 1 Urgent Courses	156	2,901	5.4%	10.7%	9.1%	9.1%
% of FP17s Relating to Free Repair or Replacements	0	2,901	0.0%	0.9%	1.0%	0.8%
% of FP17s Relating to Continuations	35	2,901	1.2%	0.9%	1.0%	0.9%
% of Patients satisfied with the dentistry they have received	1	1	N/A	94.5%	93.2%	92.5%
% of Patients satisfied with the time they had to wait for an appointment	1	1	N/A	86.4%	88.1%	87.0%

\* This is based on patients treated on this contract for their most recent course of treatment.

Figures in italics indicate the base number of FP17s or Patient Questionnaire responses are less than 100. N/A is shown where the base number of responses is less than 10 during the period. % is calculated as Quantity/Base number\*100



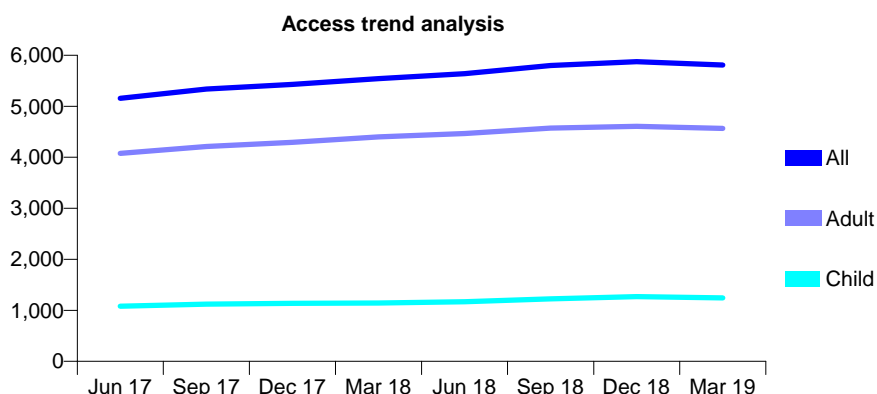
## Q47 - Vital Signs At a Glance Contract Report for 156507/0001 - Year end March 2019

Name or company name	Padiham Dental Practice
Contract type name	GDS Contract
Purpose of contract	General
Contract start date	01/11/2012
Contract end date	

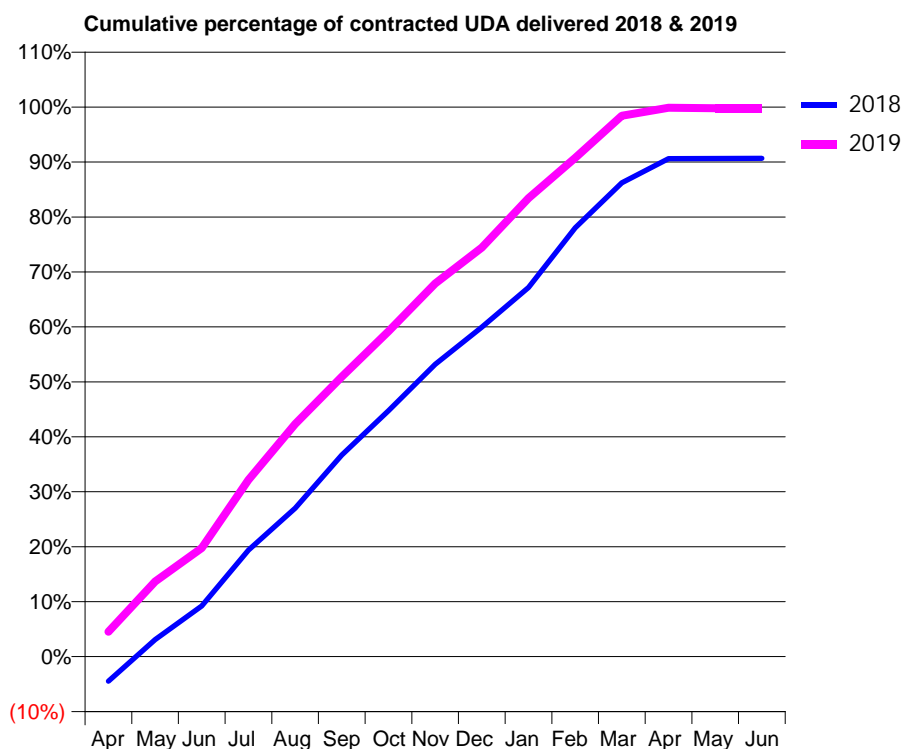
18/19 Contracted general activity (UDA)	18,384
Carry forward general activity (UDA)	0
18/19 Contracted orthodontic activity (UOA)	0
Carry forward orthodontic activity (UOA)	0
Baseline contract value	£545,531.37

### ACCESS\*

Patients seen in 24 months	Total	Change since previous quarter
Quarter ending March 2018	5,542	
Quarter ending June 2018	5,637	→
Quarter ending September 2018	5,799	↑
Quarter ending December 2018	5,877	→
Quarter ending March 2019	5,809	↓
<b>Variance since March 2018</b>	<b>4.8%</b>	<b>↑</b>



### ACTIVITY



Adjusted Scheduled Activity (UDA)		
Month	2018	2019
April	-829	833
May	568	2,515
June	1,696	3,633
July	3,561	5,914
August	4,970	7,783
September	6,742	9,360
October	8,223	10,885
November	9,779	12,487
December	11,022	13,680
January	12,352	15,334
February	14,347	16,685
March	15,848	18,094
April	16,654	18,360
May	16,667	18,344
June	16,671	18,343

### QUALITY

	Quantity	Base Number	Contract	AT	Region	England
% of FP17s for the same patient ID Re-attending within 3 months - Children	200	1,979	10.1%	12.0%	12.3%	11.8%
% of FP17s for the same patient ID Re-attending within 3 months - Adults	1,261	7,347	17.2%	15.3%	15.9%	15.7%
% of FP17s for the same patient ID Re-attending between 3 & 9 months - Children	1,199	1,979	60.6%	58.5%	60.2%	58.9%
% of FP17s for the same patient ID Re-attending between 3 & 9 months - Adults	4,426	7,347	60.2%	51.2%	53.0%	50.8%
% of FP17s for Band 1 Urgent Courses	981	9,110	10.8%	10.7%	9.1%	9.1%
% of FP17s Relating to Free Repair or Replacements	184	9,110	2.0%	0.9%	1.0%	0.8%
% of FP17s Relating to Continuations	67	9,110	0.7%	0.9%	1.0%	0.9%
% of Patients satisfied with the dentistry they have received	3	3	N/A	94.5%	93.2%	92.5%
% of Patients satisfied with the time they had to wait for an appointment	3	3	N/A	86.4%	88.1%	87.0%

\* This is based on patients treated on this contract for their most recent course of treatment.  
 Figures in *italics* indicate the base number of FP17s or Patient Questionnaire responses are less than 100. N/A is shown where the base number of responses is less than 10 during the period. % is calculated as Quantity/Base number\*100

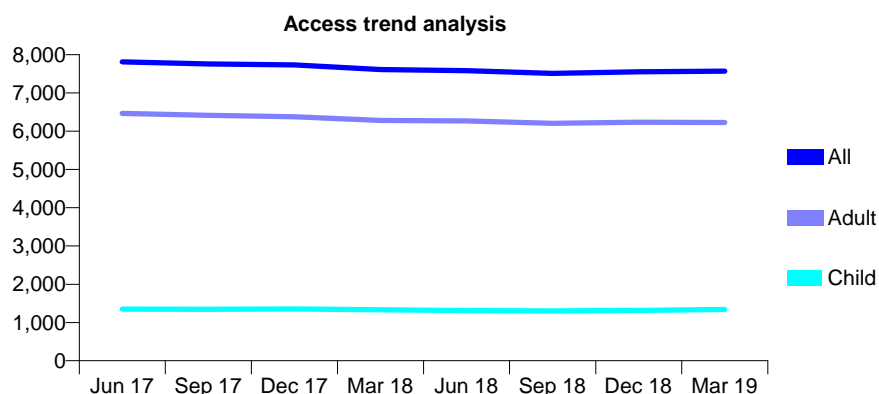
## Q47 - Vital Signs At a Glance Contract Report for 157228/0001 - Year end March 2019

Name or company name	Safehands Dental Care
Contract type name	GDS Contract
Purpose of contract	General
Contract start date	01/04/2013
Contract end date	

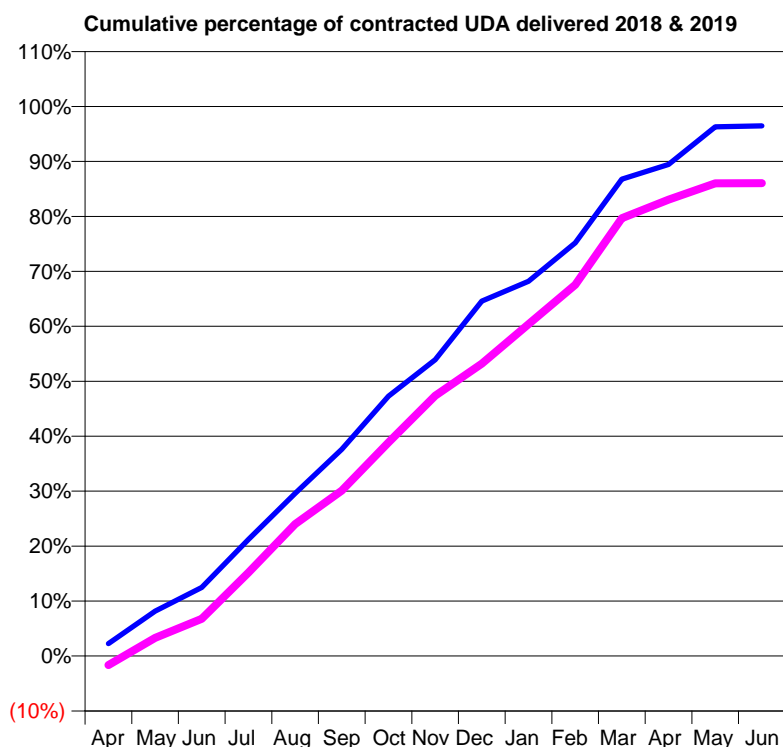
18/19 Contracted general activity (UDA)	24,091
Carry forward general activity (UDA)	849
18/19 Contracted orthodontic activity (UOA)	0
Carry forward orthodontic activity (UOA)	0
Baseline contract value	£545,613.98

### ACCESS\*

Patients seen in 24 months	Total	Change since previous quarter
Quarter ending March 2018	7,612	
Quarter ending June 2018	7,585	→
Quarter ending September 2018	7,510	→
Quarter ending December 2018	7,552	→
Quarter ending March 2019	7,568	→
<b>Variance since March 2018</b>	<b>(0.6%)</b>	<b>→</b>



### ACTIVITY



Adjusted Scheduled Activity (UDA)		
Month	2018	2019
April	548	-402
May	1,969	798
June	3,010	1,637
July	5,115	3,665
August	7,129	5,786
September	9,063	7,251
October	11,392	9,364
November	12,993	11,410
December	15,559	12,820
January	16,427	14,548
February	18,113	16,272
March	20,905	19,191
April	21,551	20,007
May	23,194	20,722
June	23,242	20,725

### QUALITY

	Quantity	Base Number	Contract	AT	Region	England
% of FP17s for the same patient ID Re-attending within 3 months - Children	120	1,975	6.1%	12.0%	12.3%	11.8%
% of FP17s for the same patient ID Re-attending within 3 months - Adults	1,044	8,708	12.0%	15.3%	15.9%	15.7%
% of FP17s for the same patient ID Re-attending between 3 & 9 months - Children	1,085	1,975	54.9%	58.5%	60.2%	58.9%
% of FP17s for the same patient ID Re-attending between 3 & 9 months - Adults	4,214	8,708	48.4%	51.2%	53.0%	50.8%
% of FP17s for Band 1 Urgent Courses	948	10,473	9.1%	10.7%	9.1%	9.1%
% of FP17s Relating to Free Repair or Replacements	66	10,473	0.6%	0.9%	1.0%	0.8%
% of FP17s Relating to Continuations	28	10,473	0.3%	0.9%	1.0%	0.9%
% of Patients satisfied with the dentistry they have received	5	5	N/A	94.5%	93.2%	92.5%
% of Patients satisfied with the time they had to wait for an appointment	4	5	N/A	86.4%	88.1%	87.0%

\* This is based on patients treated on this contract for their most recent course of treatment.

Figures in italics indicate the base number of FP17s or Patient Questionnaire responses are less than 100. N/A is shown where the base number of responses is less than 10 during the period. % is calculated as Quantity/Base number\*100

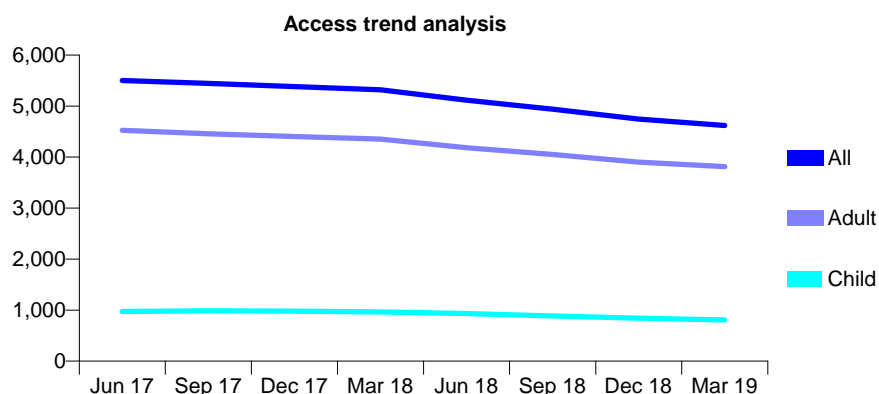
## Q47 - Vital Signs At a Glance Contract Report for 157333/0001 - Year end March 2019

Name or company name	West Lodge Dental Practice Partnership
Contract type name	GDS Contract
Purpose of contract	General
Contract start date	01/04/2013
Contract end date	

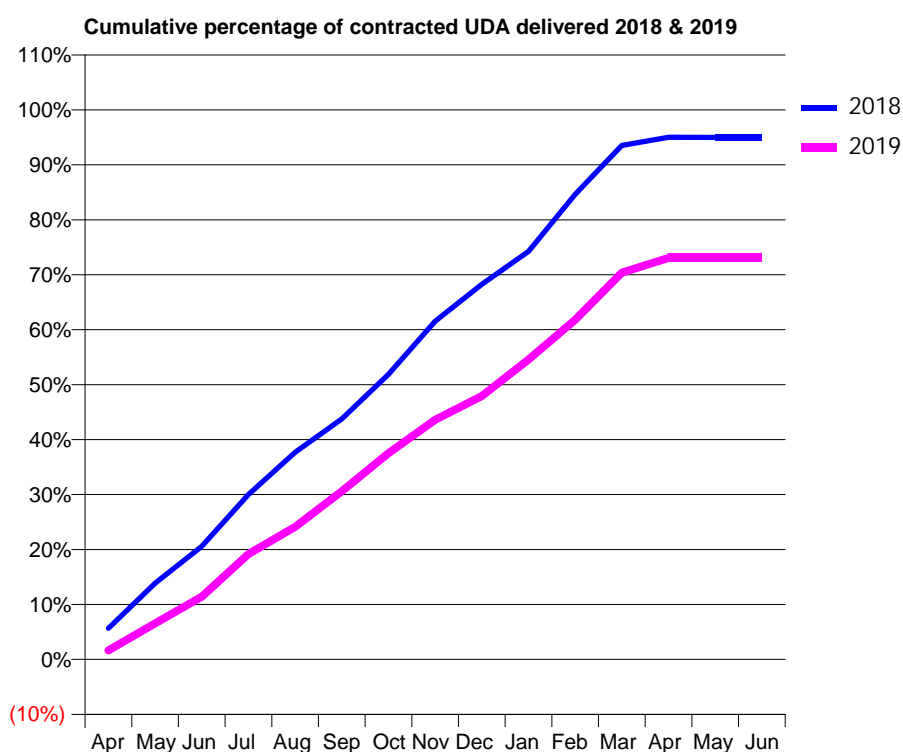
18/19 Contracted general activity (UDA)	15,064
Carry forward general activity (UDA)	0
18/19 Contracted orthodontic activity (UOA)	0
Carry forward orthodontic activity (UOA)	0
Baseline contract value	£338,237.91

### ACCESS\*

Patients seen in 24 months	Total	Change since previous quarter
Quarter ending March 2018	5,319	
Quarter ending June 2018	5,116	↓
Quarter ending September 2018	4,940	↓
Quarter ending December 2018	4,744	↓
Quarter ending March 2019	4,620	↓
<b>Variance since March 2018</b>	<b>(13.1%)</b>	<b>↓</b>



### ACTIVITY



Adjusted Scheduled Activity (UDA)		
Month	2018	2019
April	854	252
May	2,094	989
June	3,101	1,720
July	4,521	2,891
August	5,678	3,636
September	6,592	4,607
October	7,813	5,652
November	9,271	6,569
December	10,281	7,218
January	11,184	8,219
February	12,750	9,312
March	14,090	10,599
April	14,313	11,005
May	14,310	11,006
June	14,310	11,006

### QUALITY

	Quantity	Base Number	Contract	AT	Region	England
% of FP17s for the same patient ID Re-attending within 3 months - Children	40	911	4.4%	12.0%	12.3%	11.8%
% of FP17s for the same patient ID Re-attending within 3 months - Adults	489	4,205	11.6%	15.3%	15.9%	15.7%
% of FP17s for the same patient ID Re-attending between 3 & 9 months - Children	475	911	52.1%	58.5%	60.2%	58.9%
% of FP17s for the same patient ID Re-attending between 3 & 9 months - Adults	1,973	4,205	46.9%	51.2%	53.0%	50.8%
% of FP17s for Band 1 Urgent Courses	400	5,219	7.7%	10.7%	9.1%	9.1%
% of FP17s Relating to Free Repair or Replacements	16	5,219	0.3%	0.9%	1.0%	0.8%
% of FP17s Relating to Continuations	65	5,219	1.2%	0.9%	1.0%	0.9%
% of Patients satisfied with the dentistry they have received	3	3	N/A	94.5%	93.2%	92.5%
% of Patients satisfied with the time they had to wait for an appointment	3	3	N/A	86.4%	88.1%	87.0%

\* This is based on patients treated on this contract for their most recent course of treatment.

Figures in italics indicate the base number of FP17s or Patient Questionnaire responses are less than 100. N/A is shown where the base number of responses is less than 10 during the period. % is calculated as Quantity/Base number\*100

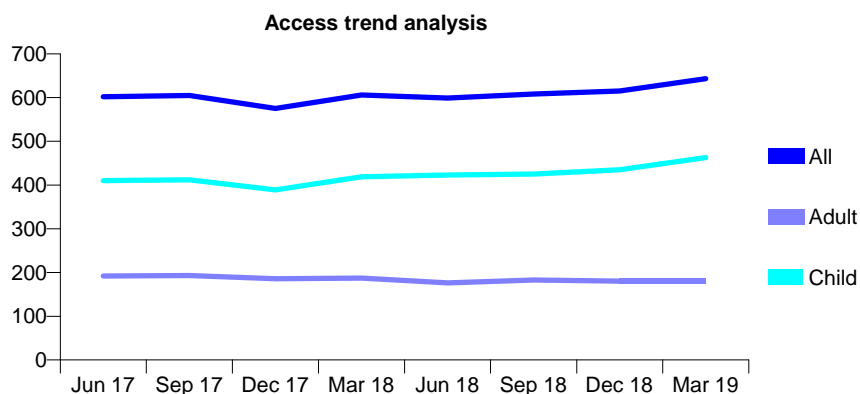
## Q47 - Vital Signs At a Glance Contract Report for 158739/0001 - Year end March 2019

Name or company name	Colne Dental Care
Contract type name	GDS Contract
Purpose of contract	General
Contract start date	01/04/2009
Contract end date	

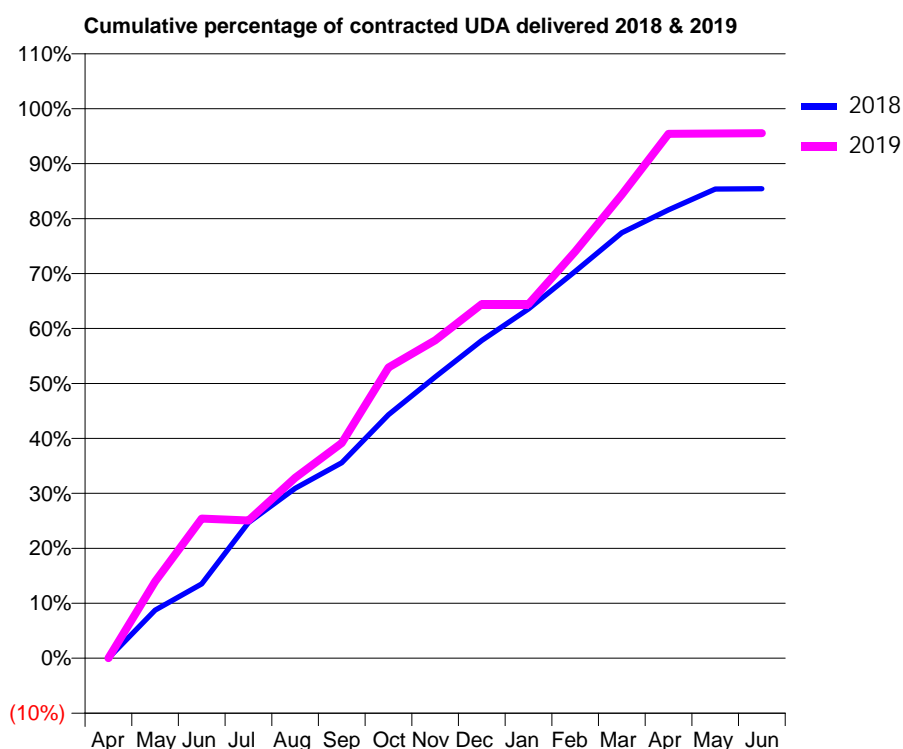
18/19 Contracted general activity (UDA)	2,150
Carry forward general activity (UDA)	0
18/19 Contracted orthodontic activity (UOA)	0
Carry forward orthodontic activity (UOA)	0
Baseline contract value	£50,511.54

### ACCESS\*

Patients seen in 24 months	Total	Change since previous quarter
Quarter ending March 2018	606	
Quarter ending June 2018	599	↓
Quarter ending September 2018	608	→
Quarter ending December 2018	615	→
Quarter ending March 2019	643	↑
<b>Variance since March 2018</b>	<b>6.1%</b>	<b>↑</b>



### ACTIVITY



Adjusted Scheduled Activity (UDA)		
Month	2018	2019
April	0	0
May	188	300
June	291	546
July	531	539
August	665	706
September	765	842
October	953	1,137
November	1,101	1,244
December	1,243	1,385
January	1,367	1,385
February	1,514	1,591
March	1,665	1,814
April	1,754	2,051
May	1,836	2,053
June	1,837	2,054

### QUALITY

	Quantity	Base Number	Contract	AT	Region	England
% of FP17s for the same patient ID Re-attending within 3 months - Children	195	965	20.2%	12.0%	12.3%	11.8%
% of FP17s for the same patient ID Re-attending within 3 months - Adults	51	213	23.9%	15.3%	15.9%	15.7%
% of FP17s for the same patient ID Re-attending between 3 & 9 months - Children	556	965	57.6%	58.5%	60.2%	58.9%
% of FP17s for the same patient ID Re-attending between 3 & 9 months - Adults	123	213	57.7%	51.2%	53.0%	50.8%
% of FP17s for Band 1 Urgent Courses	58	1,217	4.8%	10.7%	9.1%	9.1%
% of FP17s Relating to Free Repair or Replacements	1	1,217	0.1%	0.9%	1.0%	0.8%
% of FP17s Relating to Continuations	4	1,217	0.3%	0.9%	1.0%	0.9%
% of Patients satisfied with the dentistry they have received	0	0	N/A	94.5%	93.2%	92.5%
% of Patients satisfied with the time they had to wait for an appointment	0	0	N/A	86.4%	88.1%	87.0%

\* This is based on patients treated on this contract for their most recent course of treatment.

Figures in italics indicate the base number of FP17s or Patient Questionnaire responses are less than 100. N/A is shown where the base number of responses is less than 10 during the period. % is calculated as Quantity/Base number\*100

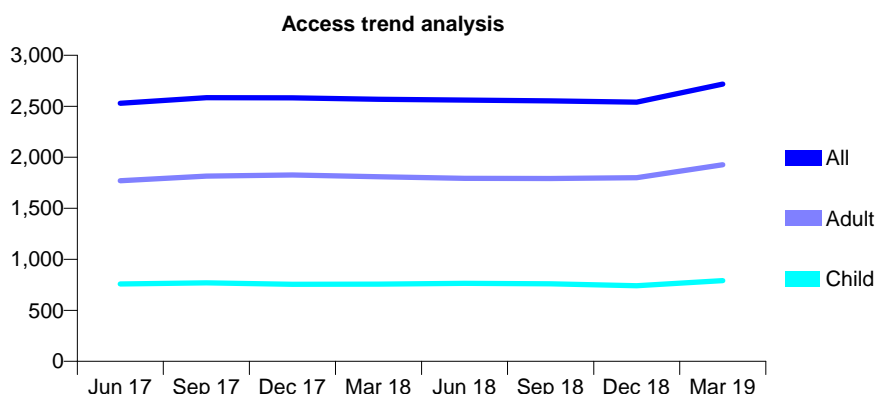
## Q47 - Vital Signs At a Glance Contract Report for 159468/0001 - Year end March 2019

Name or company name	Eccleston Dental Practice (Ltd)
Contract type name	GDS Contract
Purpose of contract	General
Contract start date	01/04/2008
Contract end date	

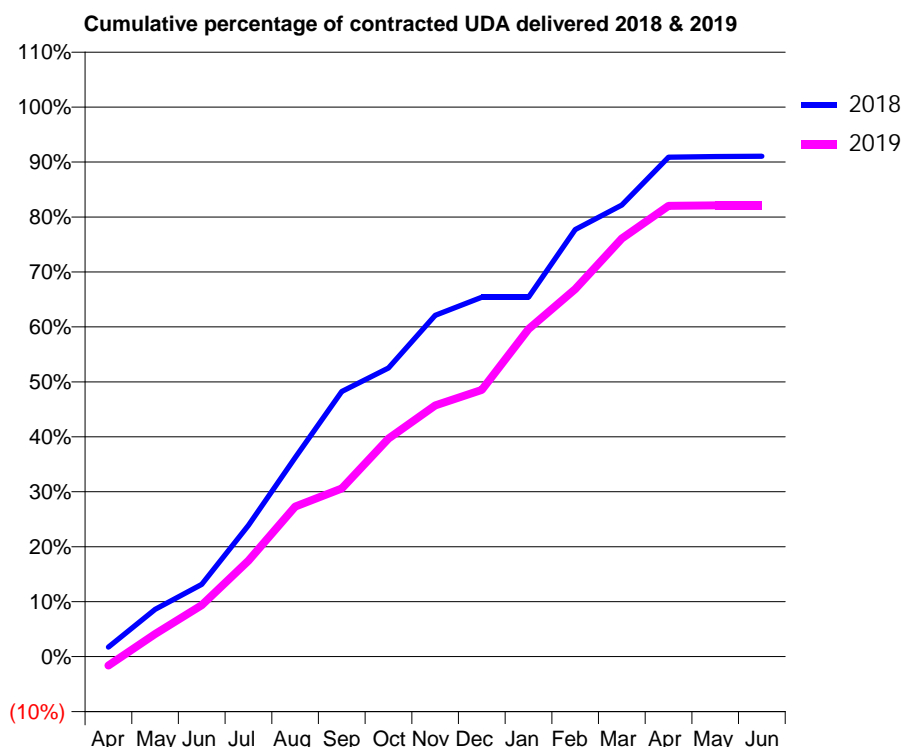
18/19 Contracted general activity (UDA)	10,309
Carry forward general activity (UDA)	425
18/19 Contracted orthodontic activity (UOA)	0
Carry forward orthodontic activity (UOA)	0
Baseline contract value	£288,290.45

### ACCESS\*

Patients seen in 24 months	Total	Change since previous quarter
Quarter ending March 2018	2,568	
Quarter ending June 2018	2,560	→
Quarter ending September 2018	2,553	→
Quarter ending December 2018	2,541	→
Quarter ending March 2019	2,718	↑
<b>Variance since March 2018</b>	<b>5.8%</b>	<b>↑</b>



### ACTIVITY



Adjusted Scheduled Activity (UDA)		
Month	2018	2019
April	183	-168
May	907	425
June	1,388	966
July	2,524	1,800
August	3,824	2,815
September	5,093	3,154
October	5,547	4,091
November	6,558	4,712
December	6,903	5,003
January	6,903	6,145
February	8,205	6,894
March	8,679	7,844
April	9,595	8,455
May	9,608	8,465
June	9,612	8,465

### QUALITY

	Quantity	Base Number	Contract	AT	Region	England
% of FP17s for the same patient ID Re-attending within 3 months - Children	141	1,210	11.7%	12.0%	12.3%	11.8%
% of FP17s for the same patient ID Re-attending within 3 months - Adults	483	2,819	17.1%	15.3%	15.9%	15.7%
% of FP17s for the same patient ID Re-attending between 3 & 9 months - Children	683	1,210	56.4%	58.5%	60.2%	58.9%
% of FP17s for the same patient ID Re-attending between 3 & 9 months - Adults	1,519	2,819	53.9%	51.2%	53.0%	50.8%
% of FP17s for Band 1 Urgent Courses	446	3,864	11.5%	10.7%	9.1%	9.1%
% of FP17s Relating to Free Repair or Replacements	46	3,864	1.2%	0.9%	1.0%	0.8%
% of FP17s Relating to Continuations	27	3,864	0.7%	0.9%	1.0%	0.9%
% of Patients satisfied with the dentistry they have received	2	2	N/A	94.5%	93.2%	92.5%
% of Patients satisfied with the time they had to wait for an appointment	2	2	N/A	86.4%	88.1%	87.0%

\* This is based on patients treated on this contract for their most recent course of treatment.

Figures in *italics* indicate the base number of FP17s or Patient Questionnaire responses are less than 100. N/A is shown where the base number of responses is less than 10 during the period. % is calculated as Quantity/Base number\*100

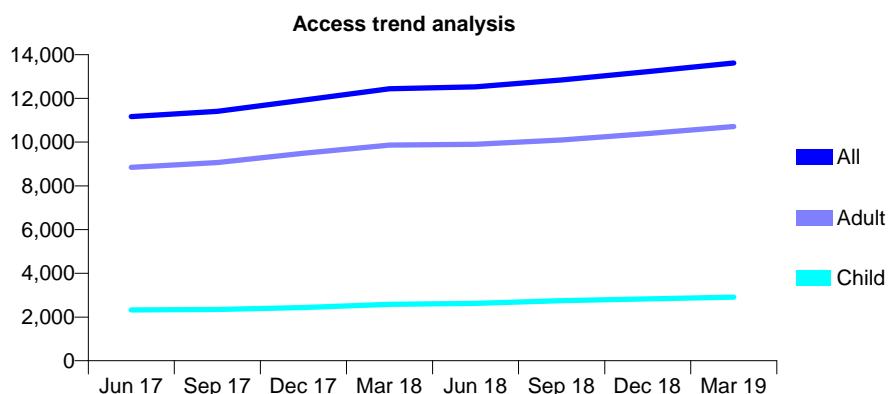
## Q47 - Vital Signs At a Glance Contract Report for 159859/0001 - Year end March 2019

Name or company name	Hardhorn Dental Practice
Contract type name	GDS Contract
Purpose of contract	General
Contract start date	01/04/2015
Contract end date	

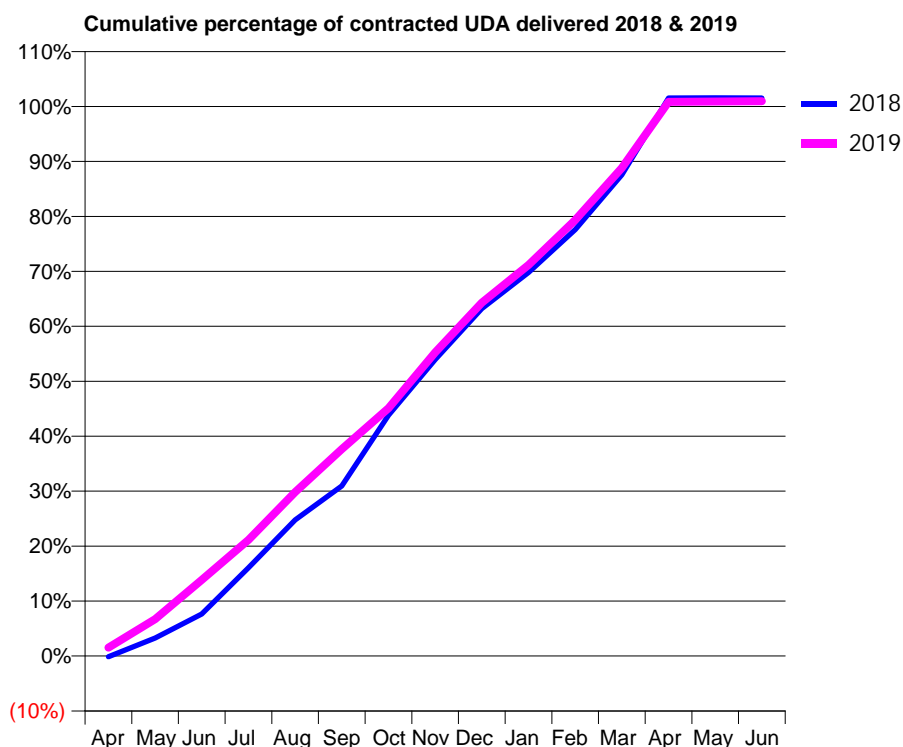
18/19 Contracted general activity (UDA)	39,516
Carry forward general activity (UDA)	-611
18/19 Contracted orthodontic activity (UOA)	0
Carry forward orthodontic activity (UOA)	0
Baseline contract value	£1,169,508.18

### ACCESS\*

Patients seen in 24 months	Total	Change since previous quarter
Quarter ending March 2018	12,439	
Quarter ending June 2018	12,529	→
Quarter ending September 2018	12,845	↑
Quarter ending December 2018	13,222	↑
Quarter ending March 2019	13,619	↑
<b>Variance since March 2018</b>	<b>9.5%</b>	<b>↑</b>



### ACTIVITY



Adjusted Scheduled Activity (UDA)		
Month	2018	2019
April	-61	611
May	1,303	2,648
June	3,030	5,472
July	6,350	8,346
August	9,783	11,790
September	12,234	14,881
October	17,313	17,823
November	21,323	21,836
December	24,974	25,403
January	27,575	28,124
February	30,658	31,353
March	34,605	35,097
April	40,127	39,853
May	40,138	39,872
June	40,127	39,887

### QUALITY

	Quantity	Base Number	Contract	AT	Region	England
% of FP17s for the same patient ID Re-attending within 3 months - Children	383	4,583	8.4%	12.0%	12.3%	11.8%
% of FP17s for the same patient ID Re-attending within 3 months - Adults	2,416	15,046	16.1%	15.3%	15.9%	15.7%
% of FP17s for the same patient ID Re-attending between 3 & 9 months - Children	2,772	4,583	60.5%	58.5%	60.2%	58.9%
% of FP17s for the same patient ID Re-attending between 3 & 9 months - Adults	8,068	15,046	53.6%	51.2%	53.0%	50.8%
% of FP17s for Band 1 Urgent Courses	1,473	18,967	7.8%	10.7%	9.1%	9.1%
% of FP17s Relating to Free Repair or Replacements	145	18,967	0.8%	0.9%	1.0%	0.8%
% of FP17s Relating to Continuations	121	18,967	0.6%	0.9%	1.0%	0.9%
% of Patients satisfied with the dentistry they have received	7	8	N/A	94.5%	93.2%	92.5%
% of Patients satisfied with the time they had to wait for an appointment	6	8	N/A	86.4%	88.1%	87.0%

\* This is based on patients treated on this contract for their most recent course of treatment.

Figures in italics indicate the base number of FP17s or Patient Questionnaire responses are less than 100. N/A is shown where the base number of responses is less than 10 during the period. % is calculated as Quantity/Base number\*100

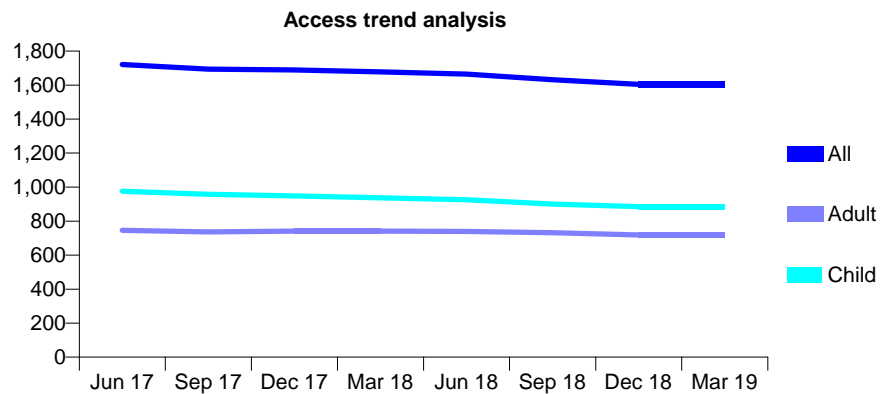
## Q47 - Vital Signs At a Glance Contract Report for 161470/0001 - Year end March 2019

Name or company name	Cottage Dental Ormskirk LLP
Contract type name	GDS Contract
Purpose of contract	General
Contract start date	01/01/2011
Contract end date	

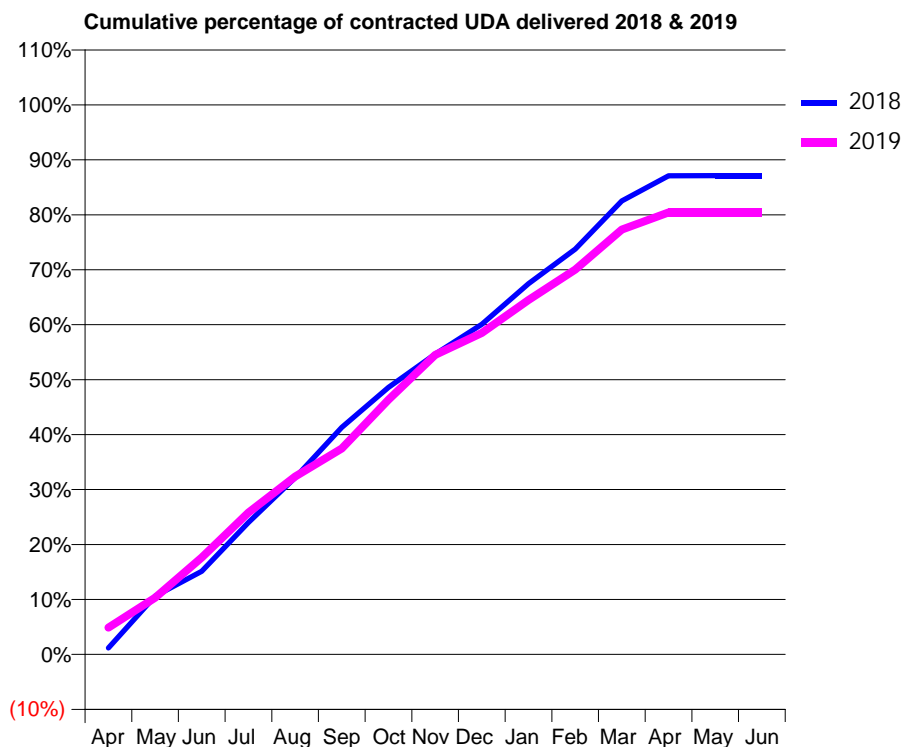
18/19 Contracted general activity (UDA)	5,004
Carry forward general activity (UDA)	0
18/19 Contracted orthodontic activity (UOA)	0
Carry forward orthodontic activity (UOA)	0
Baseline contract value	£149,951.85

### ACCESS\*

Patients seen in 24 months	Total	Change since previous quarter
Quarter ending March 2018	1,678	
Quarter ending June 2018	1,665	→
Quarter ending September 2018	1,632	↓
Quarter ending December 2018	1,604	↓
Quarter ending March 2019	1,604	→
<b>Variance since March 2018</b>	<b>(4.4%)</b>	<b>↓</b>



### ACTIVITY



Adjusted Scheduled Activity (UDA)		
Month	2018	2019
April	59	245
May	532	516
June	757	882
July	1,202	1,293
August	1,610	1,621
September	2,067	1,876
October	2,432	2,320
November	2,734	2,727
December	3,006	2,927
January	3,375	3,227
February	3,691	3,504
March	4,129	3,869
April	4,358	4,024
May	4,361	4,024
June	4,361	4,025

### QUALITY

	Quantity	Base Number	Contract	AT	Region	England
% of FP17s for the same patient ID Re-attending within 3 months - Children	350	1,901	18.4%	12.0%	12.3%	11.8%
% of FP17s for the same patient ID Re-attending within 3 months - Adults	144	949	15.2%	15.3%	15.9%	15.7%
% of FP17s for the same patient ID Re-attending between 3 & 9 months - Children	1,274	1,901	67.0%	58.5%	60.2%	58.9%
% of FP17s for the same patient ID Re-attending between 3 & 9 months - Adults	610	949	64.3%	51.2%	53.0%	50.8%
% of FP17s for Band 1 Urgent Courses	152	2,813	5.4%	10.7%	9.1%	9.1%
% of FP17s Relating to Free Repair or Replacements	6	2,813	0.2%	0.9%	1.0%	0.8%
% of FP17s Relating to Continuations	5	2,813	0.2%	0.9%	1.0%	0.9%
% of Patients satisfied with the dentistry they have received	1	1	N/A	94.5%	93.2%	92.5%
% of Patients satisfied with the time they had to wait for an appointment	1	1	N/A	86.4%	88.1%	87.0%

\* This is based on patients treated on this contract for their most recent course of treatment. Figures in italics indicate the base number of FP17s or Patient Questionnaire responses are less than 100. N/A is shown where the base number of responses is less than 10 during the period. % is calculated as Quantity/Base number\*100



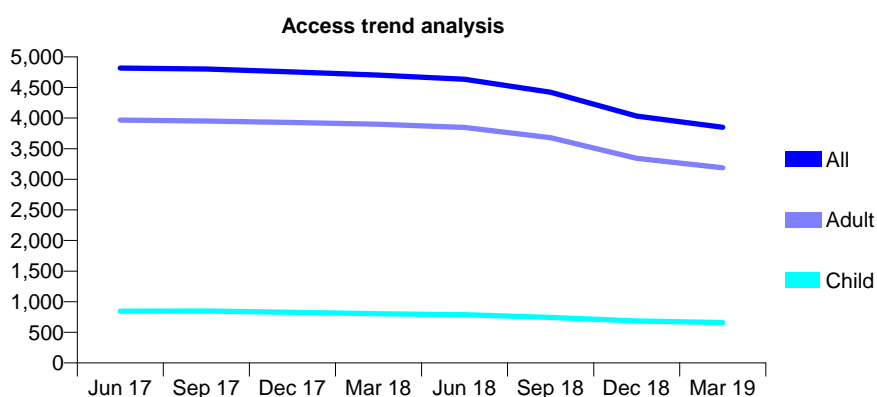
## Q47 - Vital Signs At a Glance Contract Report for 164143/0001 - Year end March 2019

Name or company name	Warner Dental Practice Partnership
Contract type name	GDS Contract
Purpose of contract	General
Contract start date	01/08/2013
Contract end date	

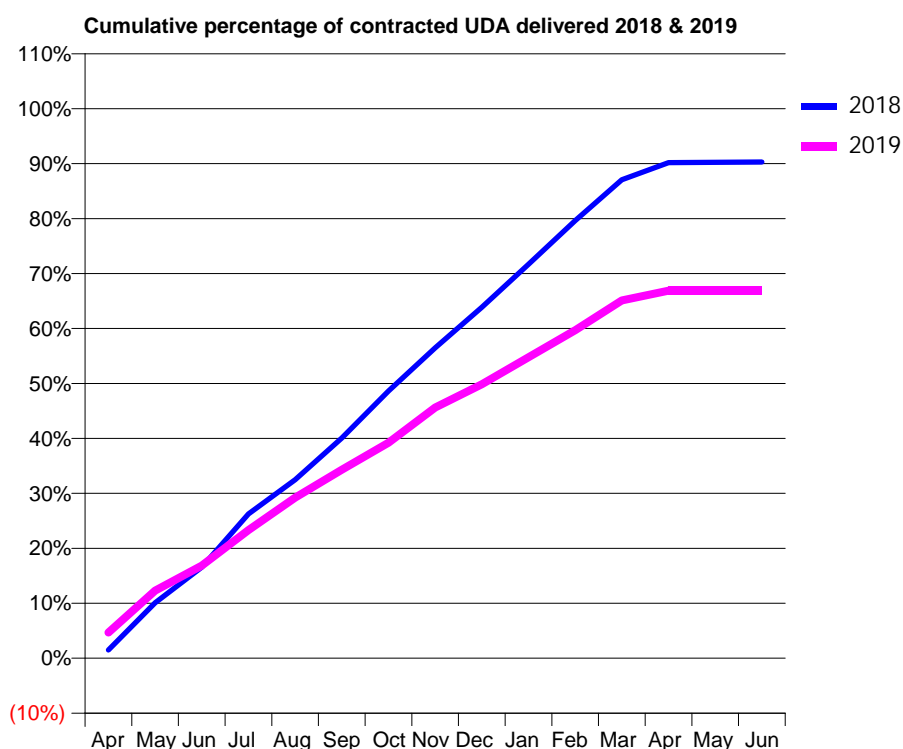
18/19 Contracted general activity (UDA)	15,296
Carry forward general activity (UDA)	0
18/19 Contracted orthodontic activity (UOA)	0
Carry forward orthodontic activity (UOA)	0
Baseline contract value	£412,159.82

### ACCESS\*

Patients seen in 24 months	Total	Change since previous quarter
Quarter ending March 2018	4,703	
Quarter ending June 2018	4,633	↓
Quarter ending September 2018	4,422	↓
Quarter ending December 2018	4,031	↓
Quarter ending March 2019	3,850	↓
<b>Variance since March 2018</b>	<b>(18.1%)</b>	<b>↓</b>



### ACTIVITY



Adjusted Scheduled Activity (UDA)		
Month	2018	2019
April	227	713
May	1,544	1,883
June	2,533	2,579
July	4,014	3,563
August	4,967	4,470
September	6,126	5,248
October	7,438	5,995
November	8,638	6,975
December	9,769	7,626
January	10,967	8,376
February	12,182	9,130
March	13,317	9,955
April	13,791	10,229
May	13,804	10,229
June	13,809	10,229

### QUALITY

	Quantity	Base Number	Contract	AT	Region	England
% of FP17s for the same patient ID Re-attending within 3 months - Children	56	1,074	5.2%	12.0%	12.3%	11.8%
% of FP17s for the same patient ID Re-attending within 3 months - Adults	516	4,482	11.5%	15.3%	15.9%	15.7%
% of FP17s for the same patient ID Re-attending between 3 & 9 months - Children	642	1,074	59.8%	58.5%	60.2%	58.9%
% of FP17s for the same patient ID Re-attending between 3 & 9 months - Adults	2,154	4,482	48.1%	51.2%	53.0%	50.8%
% of FP17s for Band 1 Urgent Courses	350	5,466	6.4%	10.7%	9.1%	9.1%
% of FP17s Relating to Free Repair or Replacements	29	5,466	0.5%	0.9%	1.0%	0.8%
% of FP17s Relating to Continuations	57	5,466	1.0%	0.9%	1.0%	0.9%
% of Patients satisfied with the dentistry they have received	0	0	N/A	94.5%	93.2%	92.5%
% of Patients satisfied with the time they had to wait for an appointment	0	0	N/A	86.4%	88.1%	87.0%

\* This is based on patients treated on this contract for their most recent course of treatment.

Figures in italics indicate the base number of FP17s or Patient Questionnaire responses are less than 100. N/A is shown where the base number of responses is less than 10 during the period. % is calculated as Quantity/Base number\*100

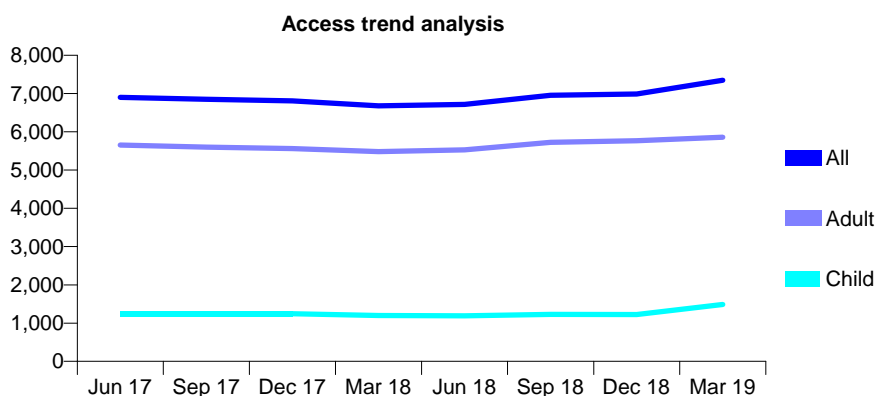
## Q47 - Vital Signs At a Glance Contract Report for 165158/0001 - Year end March 2019

Name or company name	The Haverflatts Lane Dental Practice
Contract type name	GDS Contract
Purpose of contract	General
Contract start date	25/11/2009
Contract end date	

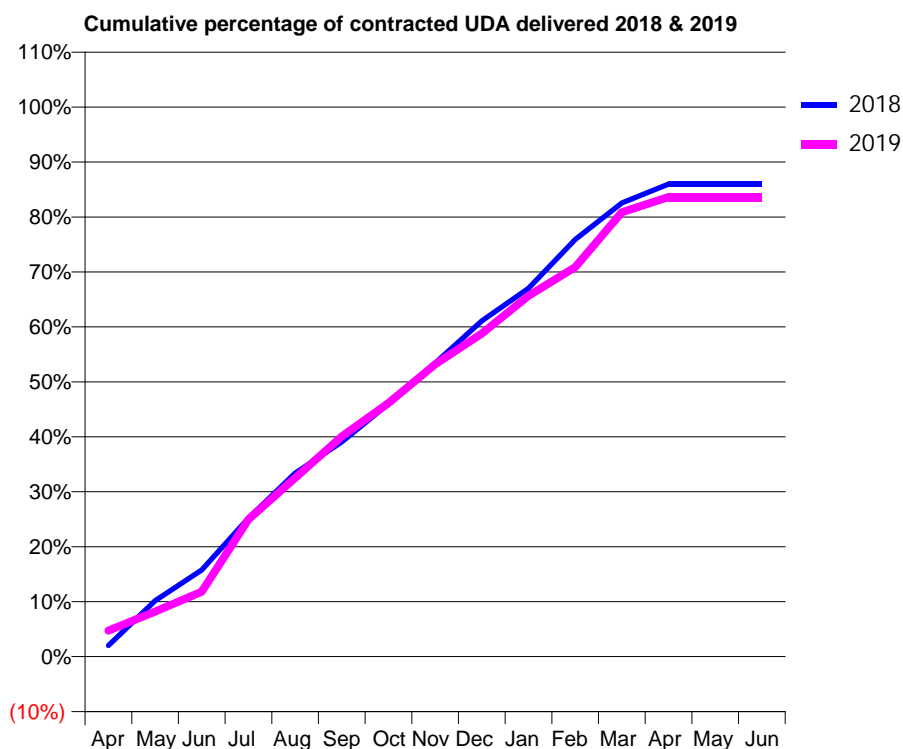
18/19 Contracted general activity (UDA)	21,001
Carry forward general activity (UDA)	0
18/19 Contracted orthodontic activity (UOA)	0
Carry forward orthodontic activity (UOA)	0
Baseline contract value	£561,960.45

### ACCESS\*

Patients seen in 24 months	Total	Change since previous quarter
Quarter ending March 2018	6,676	
Quarter ending June 2018	6,717	→
Quarter ending September 2018	6,956	↑
Quarter ending December 2018	6,989	→
Quarter ending March 2019	7,345	↑
<b>Variance since March 2018</b>	<b>10.0%</b>	<b>↑</b>



### ACTIVITY



Adjusted Scheduled Activity (UDA)		
Month	2018	2019
April	427	998
May	2,135	1,722
June	3,317	2,479
July	5,293	5,247
August	7,015	6,833
September	8,207	8,412
October	9,662	9,692
November	11,220	11,169
December	12,830	12,346
January	14,078	13,787
February	15,939	14,882
March	17,334	16,984
April	18,060	17,566
May	18,057	17,564
June	18,057	17,564

### QUALITY

	Quantity	Base Number	Contract	AT	Region	England
% of FP17s for the same patient ID Re-attending within 3 months - Children	91	2,069	4.4%	12.0%	12.3%	11.8%
% of FP17s for the same patient ID Re-attending within 3 months - Adults	718	7,487	9.6%	15.3%	15.9%	15.7%
% of FP17s for the same patient ID Re-attending between 3 & 9 months - Children	1,176	2,069	56.8%	58.5%	60.2%	58.9%
% of FP17s for the same patient ID Re-attending between 3 & 9 months - Adults	3,184	7,487	42.5%	51.2%	53.0%	50.8%
% of FP17s for Band 1 Urgent Courses	514	9,521	5.4%	10.7%	9.1%	9.1%
% of FP17s Relating to Free Repair or Replacements	88	9,521	0.9%	0.9%	1.0%	0.8%
% of FP17s Relating to Continuations	158	9,521	1.7%	0.9%	1.0%	0.9%
% of Patients satisfied with the dentistry they have received	4	6	N/A	94.5%	93.2%	92.5%
% of Patients satisfied with the time they had to wait for an appointment	3	6	N/A	86.4%	88.1%	87.0%

\* This is based on patients treated on this contract for their most recent course of treatment.  
 Figures in *italics* indicate the base number of FP17s or Patient Questionnaire responses are less than 100. N/A is shown where the base number of responses is less than 10 during the period. % is calculated as Quantity/Base number\*100

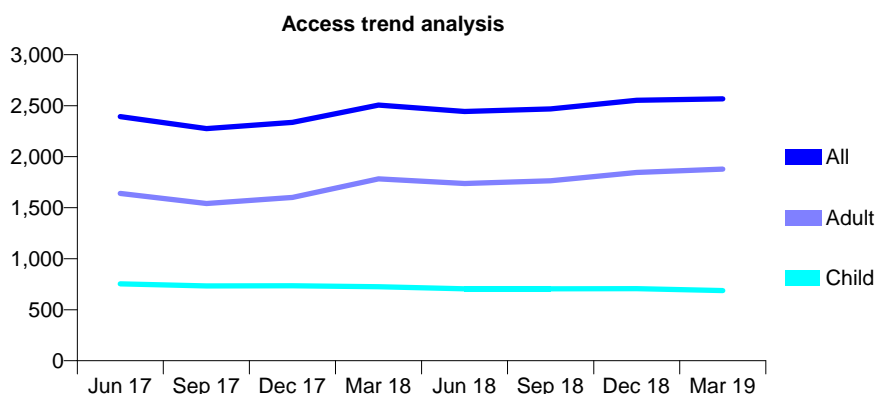
## Q47 - Vital Signs At a Glance Contract Report for 166537/0001 - Year end March 2019

Name or company name	Miss R Dhariwal
Contract type name	GDS Contract
Purpose of contract	General and Orthodontic
Contract start date	01/08/2010
Contract end date	

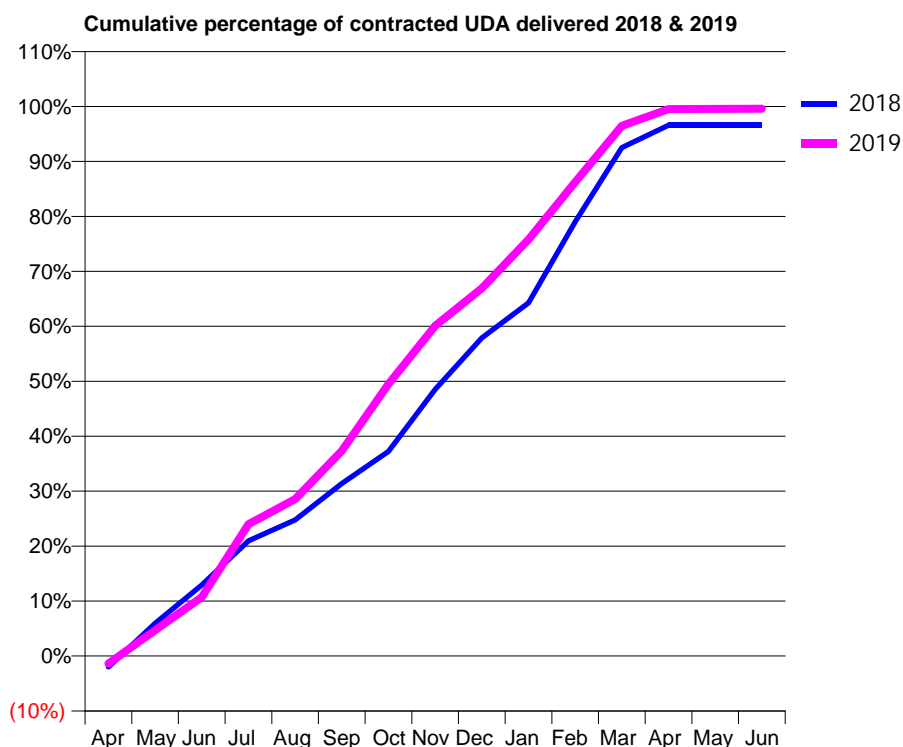
18/19 Contracted general activity (UDA)	6,200
Carry forward general activity (UDA)	212
18/19 Contracted orthodontic activity (UOA)	146
Carry forward orthodontic activity (UOA)	0
Baseline contract value	£206,197.82

### ACCESS\*

Patients seen in 24 months	Total	Change since previous quarter
Quarter ending March 2018	2,507	
Quarter ending June 2018	2,443	↓
Quarter ending September 2018	2,469	→
Quarter ending December 2018	2,552	↑
Quarter ending March 2019	2,567	→
<b>Variance since March 2018</b>	<b>2.4%</b>	<b>↑</b>



### ACTIVITY



Adjusted Scheduled Activity (UDA)		
Month	2018	2019
April	-124	-86
May	370	293
June	801	664
July	1,299	1,487
August	1,535	1,770
September	1,946	2,313
October	2,309	3,068
November	3,010	3,727
December	3,590	4,149
January	3,984	4,699
February	4,899	5,348
March	5,736	5,981
April	5,988	6,171
May	5,988	6,172
June	5,988	6,173

### QUALITY

	Quantity	Base Number	Contract	AT	Region	England
% of FP17s for the same patient ID Re-attending within 3 months - Children	46	1,076	4.3%	12.0%	12.3%	11.8%
% of FP17s for the same patient ID Re-attending within 3 months - Adults	244	2,467	9.9%	15.3%	15.9%	15.7%
% of FP17s for the same patient ID Re-attending between 3 & 9 months - Children	699	1,076	65.0%	58.5%	60.2%	58.9%
% of FP17s for the same patient ID Re-attending between 3 & 9 months - Adults	1,121	2,467	45.4%	51.2%	53.0%	50.8%
% of FP17s for Band 1 Urgent Courses	321	3,560	9.0%	10.7%	9.1%	9.1%
% of FP17s Relating to Free Repair or Replacements	17	3,560	0.5%	0.9%	1.0%	0.8%
% of FP17s Relating to Continuations	17	3,560	0.5%	0.9%	1.0%	0.9%
% of Patients satisfied with the dentistry they have received	1	1	N/A	94.5%	93.2%	92.5%
% of Patients satisfied with the time they had to wait for an appointment	1	1	N/A	86.4%	88.1%	87.0%

\* This is based on patients treated on this contract for their most recent course of treatment.

Figures in italics indicate the base number of FP17s or Patient Questionnaire responses are less than 100. N/A is shown where the base number of responses is less than 10 during the period. % is calculated as Quantity/Base number\*100

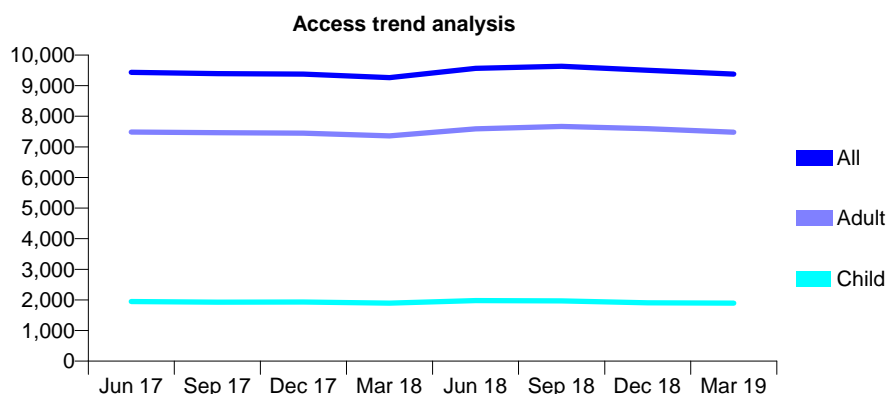
## Q47 - Vital Signs At a Glance Contract Report for 167339/0001 - Year end March 2019

Name or company name	St Annes Dental Clinic Ltd
Contract type name	GDS Contract
Purpose of contract	General
Contract start date	06/04/2013
Contract end date	

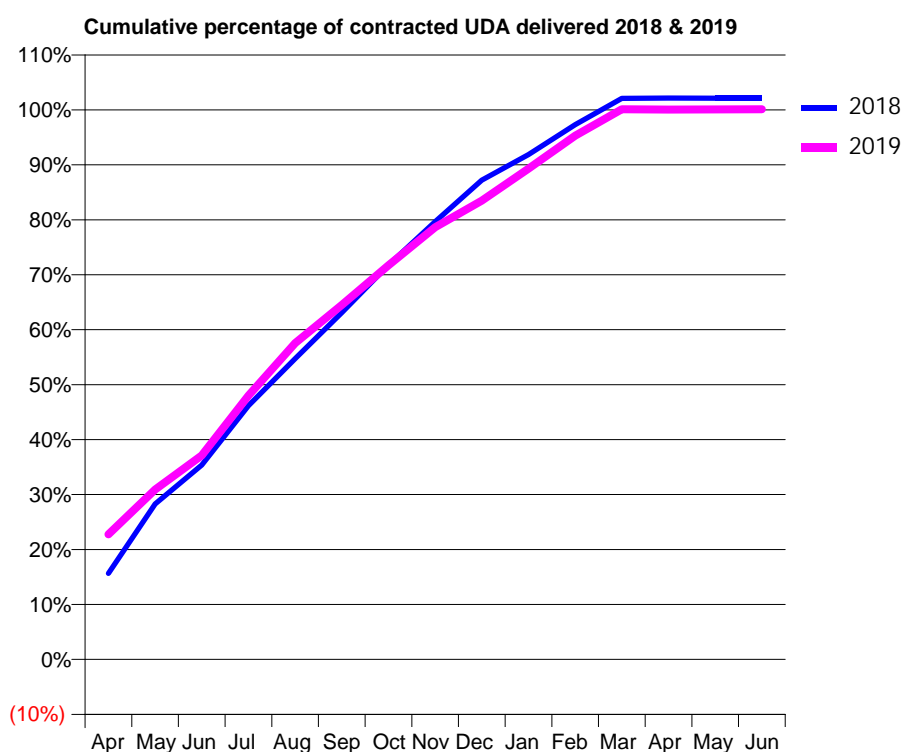
18/19 Contracted general activity (UDA)	28,146
Carry forward general activity (UDA)	-548
18/19 Contracted orthodontic activity (UOA)	0
Carry forward orthodontic activity (UOA)	0
Baseline contract value	£914,214.82

### ACCESS\*

Patients seen in 24 months	Total	Change since previous quarter
Quarter ending March 2018	9,260	
Quarter ending June 2018	9,566	↑
Quarter ending September 2018	9,633	→
Quarter ending December 2018	9,500	↓
Quarter ending March 2019	9,377	↓
<b>Variance since March 2018</b>	<b>1.3%</b>	<b>→</b>



### ACTIVITY



Adjusted Scheduled Activity (UDA)		
Month	2018	2019
April	4,295	6,405
May	7,756	8,700
June	9,700	10,447
July	12,661	13,515
August	15,006	16,204
September	17,299	18,150
October	19,682	20,189
November	21,842	22,136
December	23,914	23,500
January	25,188	25,131
February	26,689	26,826
March	27,990	28,177
April	28,010	28,157
May	28,007	28,174
June	28,007	28,176

### QUALITY

	Quantity	Base Number	Contract	AT	Region	England
% of FP17s for the same patient ID Re-attending within 3 months - Children	163	2,687	6.1%	12.0%	12.3%	11.8%
% of FP17s for the same patient ID Re-attending within 3 months - Adults	1,330	10,379	12.8%	15.3%	15.9%	15.7%
% of FP17s for the same patient ID Re-attending between 3 & 9 months - Children	1,552	2,687	57.8%	58.5%	60.2%	58.9%
% of FP17s for the same patient ID Re-attending between 3 & 9 months - Adults	5,643	10,379	54.4%	51.2%	53.0%	50.8%
% of FP17s for Band 1 Urgent Courses	890	13,073	6.8%	10.7%	9.1%	9.1%
% of FP17s Relating to Free Repair or Replacements	102	13,073	0.8%	0.9%	1.0%	0.8%
% of FP17s Relating to Continuations	161	13,073	1.2%	0.9%	1.0%	0.9%
% of Patients satisfied with the dentistry they have received	1	1	N/A	94.5%	93.2%	92.5%
% of Patients satisfied with the time they had to wait for an appointment	1	1	N/A	86.4%	88.1%	87.0%

\* This is based on patients treated on this contract for their most recent course of treatment.

Figures in italics indicate the base number of FP17s or Patient Questionnaire responses are less than 100. N/A is shown where the base number of responses is less than 10 during the period. % is calculated as Quantity/Base number\*100

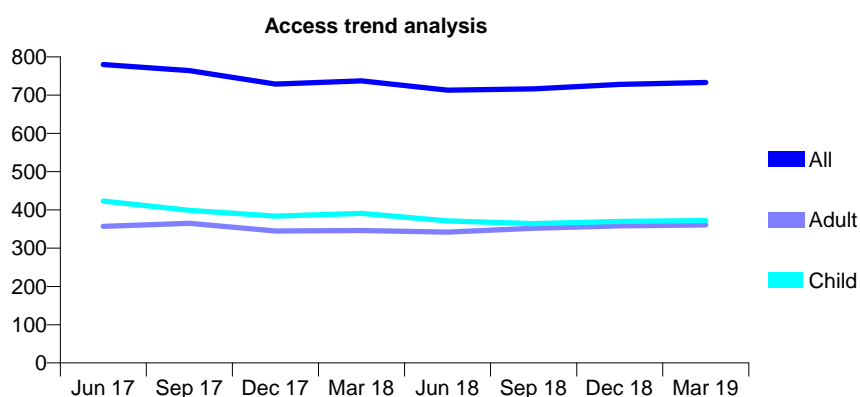
## Q47 - Vital Signs At a Glance Contract Report for 167711/0001 - Year end March 2019

Name or company name	Bridge Dental Practice
Contract type name	GDS Contract
Purpose of contract	General and Orthodontic
Contract start date	01/09/2014
Contract end date	

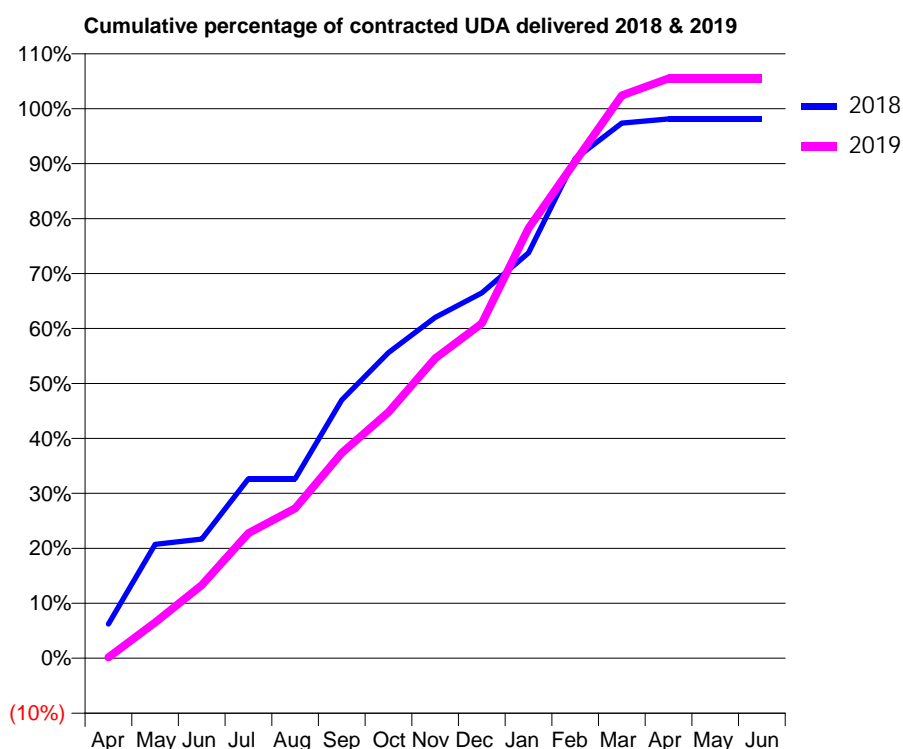
18/19 Contracted general activity (UDA)	2,000
Carry forward general activity (UDA)	38
18/19 Contracted orthodontic activity (UOA)	617
Carry forward orthodontic activity (UOA)	-12
Baseline contract value	£83,183.71

### ACCESS\*

Patients seen in 24 months	Total	Change since previous quarter
Quarter ending March 2018	737	
Quarter ending June 2018	713	↓
Quarter ending September 2018	716	→
Quarter ending December 2018	728	→
Quarter ending March 2019	733	→
<b>Variance since March 2018</b>	<b>(0.5%)</b>	<b>→</b>



### ACTIVITY



Adjusted Scheduled Activity (UDA)		
Month	2018	2019
April	125	3
May	415	130
June	434	266
July	653	455
August	653	546
September	940	747
October	1,112	896
November	1,240	1,091
December	1,330	1,219
January	1,475	1,565
February	1,818	1,808
March	1,947	2,048
April	1,962	2,110
May	1,962	2,110
June	1,962	2,110

### QUALITY

	Quantity	Base Number	Contract	AT	Region	England
% of FP17s for the same patient ID Re-attending within 3 months - Children	111	672	16.5%	12.0%	12.3%	11.8%
% of FP17s for the same patient ID Re-attending within 3 months - Adults	109	518	21.0%	15.3%	15.9%	15.7%
% of FP17s for the same patient ID Re-attending between 3 & 9 months - Children	293	672	43.6%	58.5%	60.2%	58.9%
% of FP17s for the same patient ID Re-attending between 3 & 9 months - Adults	219	518	42.3%	51.2%	53.0%	50.8%
% of FP17s for Band 1 Urgent Courses	117	1,141	10.3%	10.7%	9.1%	9.1%
% of FP17s Relating to Free Repair or Replacements	1	1,141	0.1%	0.9%	1.0%	0.8%
% of FP17s Relating to Continuations	3	1,141	0.3%	0.9%	1.0%	0.9%
% of Patients satisfied with the dentistry they have received	0	0	N/A	94.5%	93.2%	92.5%
% of Patients satisfied with the time they had to wait for an appointment	0	0	N/A	86.4%	88.1%	87.0%

\* This is based on patients treated on this contract for their most recent course of treatment.

Figures in italics indicate the base number of FP17s or Patient Questionnaire responses are less than 100. N/A is shown where the base number of responses is less than 10 during the period. % is calculated as Quantity/Base number\*100

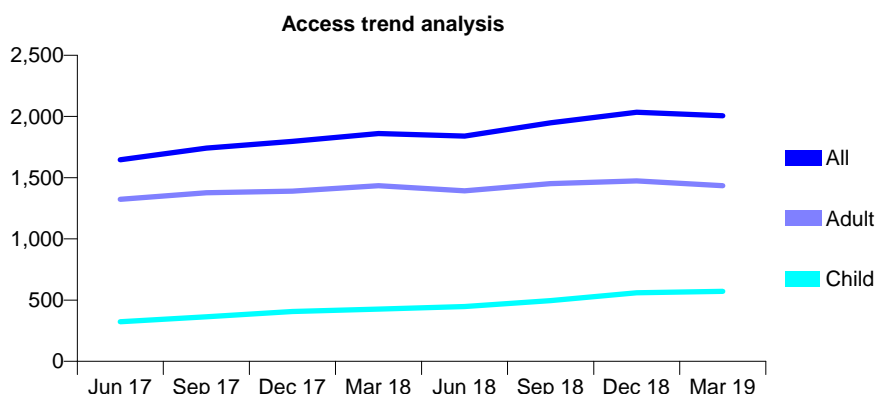
## Q47 - Vital Signs At a Glance Contract Report for 168416/0001 - Year end March 2019

Name or company name	Nelson Centre Dental Practice
Contract type name	GDS Contract
Purpose of contract	General
Contract start date	01/04/2013
Contract end date	

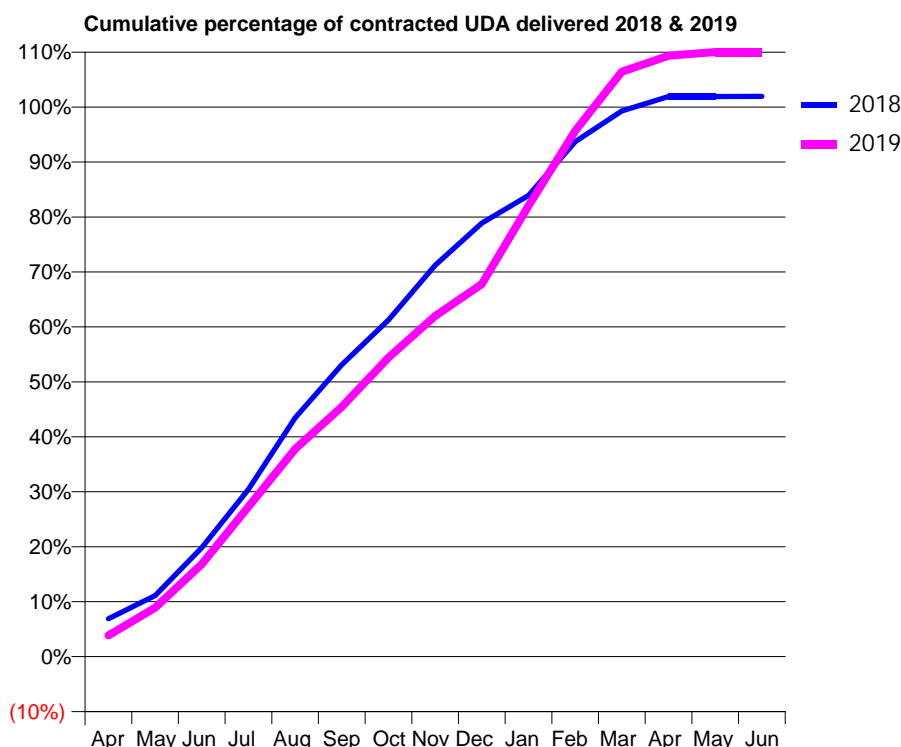
18/19 Contracted general activity (UDA)	5,750
Carry forward general activity (UDA)	-111
18/19 Contracted orthodontic activity (UOA)	0
Carry forward orthodontic activity (UOA)	0
Baseline contract value	£190,634.28

### ACCESS\*

Patients seen in 24 months	Total	Change since previous quarter
Quarter ending March 2018	1,861	
Quarter ending June 2018	1,840	↓
Quarter ending September 2018	1,948	↑
Quarter ending December 2018	2,034	↑
Quarter ending March 2019	2,006	↓
<b>Variance since March 2018</b>	<b>7.8%</b>	<b>↑</b>



### ACTIVITY



Adjusted Scheduled Activity (UDA)		
Month	2018	2019
April	396	223
May	640	512
June	1,140	968
July	1,750	1,568
August	2,499	2,174
September	3,053	2,613
October	3,522	3,129
November	4,095	3,565
December	4,535	3,898
January	4,825	4,717
February	5,388	5,501
March	5,709	6,119
April	5,860	6,287
May	5,860	6,326
June	5,861	6,326

### QUALITY

	Quantity	Base Number	Contract	AT	Region	England
% of FP17s for the same patient ID Re-attending within 3 months - Children	144	1,093	13.2%	12.0%	12.3%	11.8%
% of FP17s for the same patient ID Re-attending within 3 months - Adults	350	1,434	24.4%	15.3%	15.9%	15.7%
% of FP17s for the same patient ID Re-attending between 3 & 9 months - Children	554	1,093	50.7%	58.5%	60.2%	58.9%
% of FP17s for the same patient ID Re-attending between 3 & 9 months - Adults	434	1,434	30.3%	51.2%	53.0%	50.8%
% of FP17s for Band 1 Urgent Courses	385	2,559	15.0%	10.7%	9.1%	9.1%
% of FP17s Relating to Free Repair or Replacements	11	2,559	0.4%	0.9%	1.0%	0.8%
% of FP17s Relating to Continuations	6	2,559	0.2%	0.9%	1.0%	0.9%
% of Patients satisfied with the dentistry they have received	1	1	N/A	94.5%	93.2%	92.5%
% of Patients satisfied with the time they had to wait for an appointment	1	1	N/A	86.4%	88.1%	87.0%

\* This is based on patients treated on this contract for their most recent course of treatment.  
 Figures in italics indicate the base number of FP17s or Patient Questionnaire responses are less than 100. N/A is shown where the base number of responses is less than 10 during the period. % is calculated as Quantity/Base number\*100

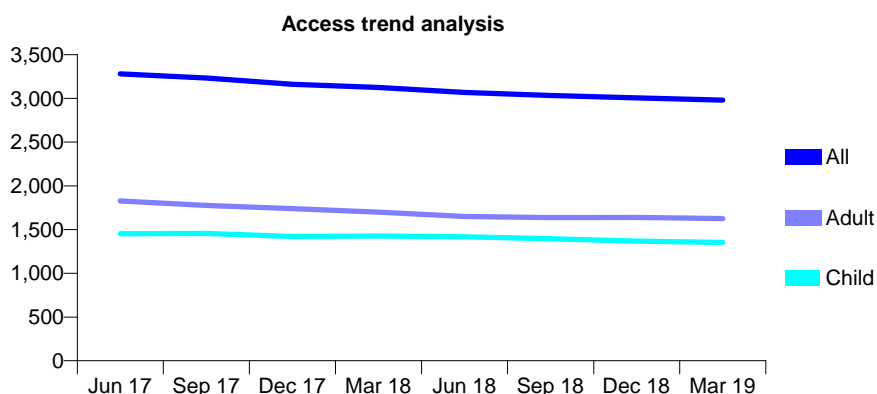
## Q47 - Vital Signs At a Glance Contract Report for 168467/0001 - Year end March 2019

Name or company name	Schofield & Pickup
Contract type name	GDS Contract
Purpose of contract	General
Contract start date	22/10/2012
Contract end date	

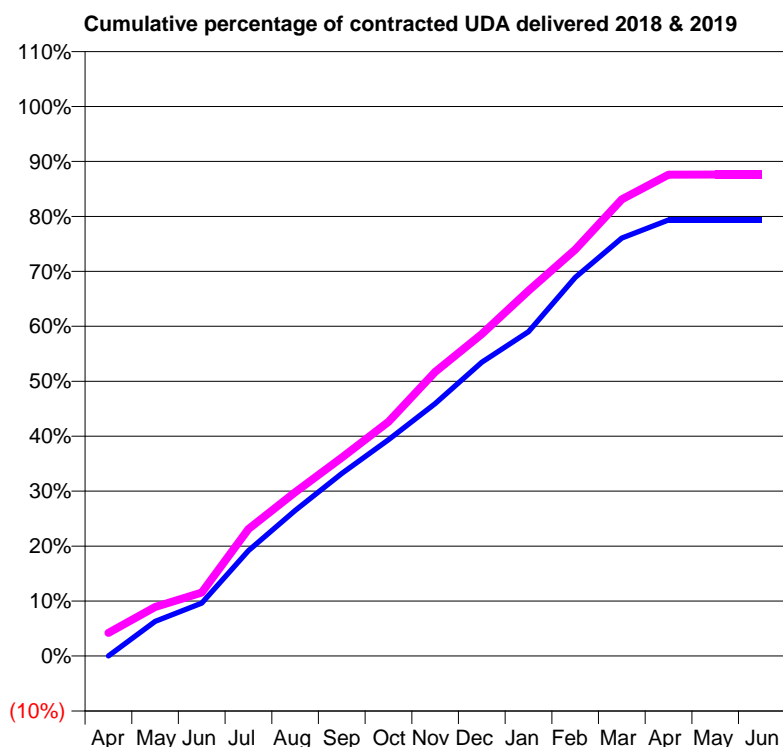
18/19 Contracted general activity (UDA)	9,500
Carry forward general activity (UDA)	0
18/19 Contracted orthodontic activity (UOA)	0
Carry forward orthodontic activity (UOA)	0
Baseline contract value	£260,714.74

### ACCESS\*

Patients seen in 24 months	Total	Change since previous quarter
Quarter ending March 2018	3,126	
Quarter ending June 2018	3,067	↓
Quarter ending September 2018	3,032	↓
Quarter ending December 2018	3,005	→
Quarter ending March 2019	2,981	→
<b>Variance since March 2018</b>	<b>(4.6%)</b>	<b>↓</b>



### ACTIVITY



Adjusted Scheduled Activity (UDA)		
Month	2018	2019
April	0	400
May	600	849
June	913	1,096
July	1,822	2,195
August	2,516	2,833
September	3,155	3,430
October	3,740	4,049
November	4,364	4,913
December	5,077	5,563
January	5,609	6,316
February	6,544	7,026
March	7,225	7,894
April	7,538	8,321
May	7,537	8,324
June	7,537	8,324

### QUALITY

	Quantity	Base Number	Contract	AT	Region	England
% of FP17s for the same patient ID Re-attending within 3 months - Children	282	2,543	11.1%	12.0%	12.3%	11.8%
% of FP17s for the same patient ID Re-attending within 3 months - Adults	371	2,519	14.7%	15.3%	15.9%	15.7%
% of FP17s for the same patient ID Re-attending between 3 & 9 months - Children	1,631	2,543	64.1%	58.5%	60.2%	58.9%
% of FP17s for the same patient ID Re-attending between 3 & 9 months - Adults	1,641	2,519	65.1%	51.2%	53.0%	50.8%
% of FP17s for Band 1 Urgent Courses	251	5,103	4.9%	10.7%	9.1%	9.1%
% of FP17s Relating to Free Repair or Replacements	56	5,103	1.1%	0.9%	1.0%	0.8%
% of FP17s Relating to Continuations	9	5,103	0.2%	0.9%	1.0%	0.9%
% of Patients satisfied with the dentistry they have received	5	5	N/A	94.5%	93.2%	92.5%
% of Patients satisfied with the time they had to wait for an appointment	4	5	N/A	86.4%	88.1%	87.0%

\* This is based on patients treated on this contract for their most recent course of treatment.

Figures in italics indicate the base number of FP17s or Patient Questionnaire responses are less than 100. N/A is shown where the base number of responses is less than 10 during the period. % is calculated as Quantity/Base number\*100



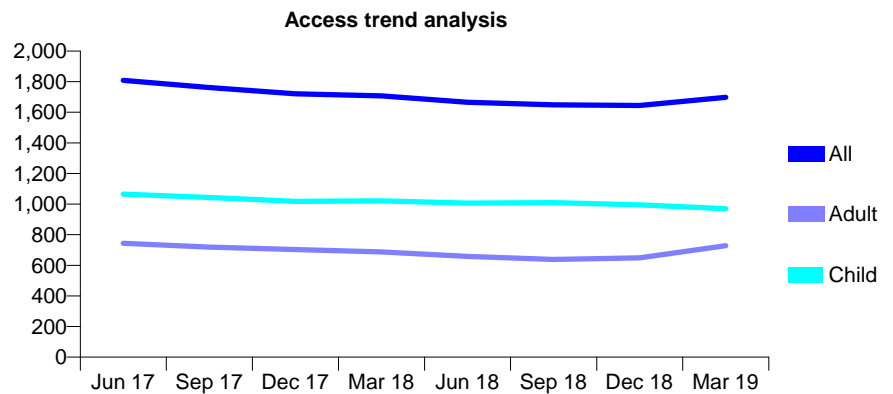
## Q47 - Vital Signs At a Glance Contract Report for 171859/0004 - Year end March 2019

Name or company name	Oak Dental Care Limited
Contract type name	GDS Contract
Purpose of contract	General and Orthodontic
Contract start date	01/04/2009
Contract end date	

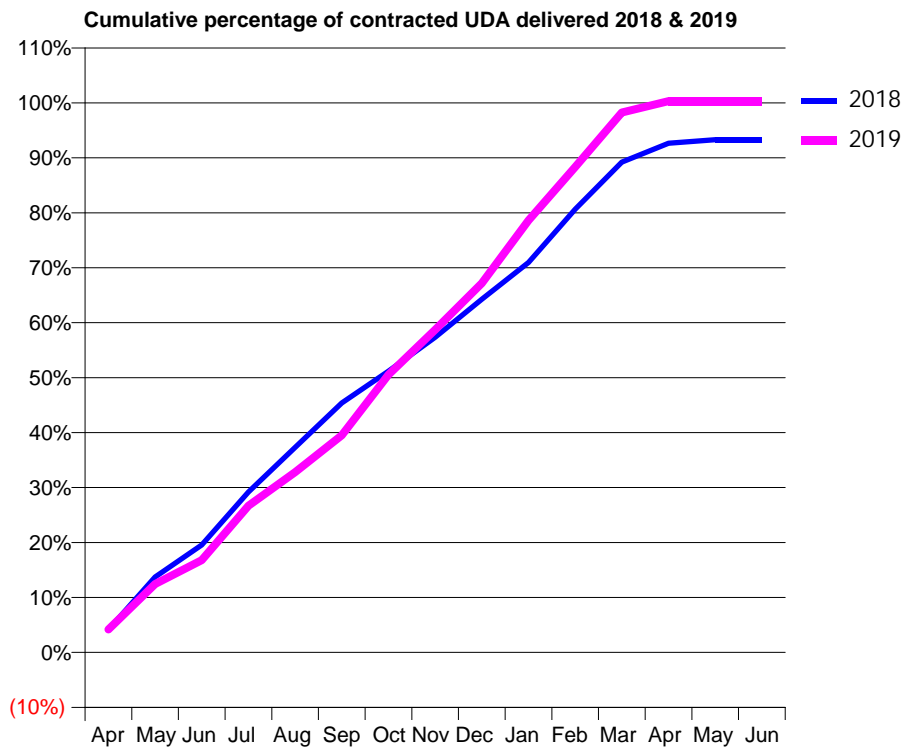
18/19 Contracted general activity (UDA)	4,600
Carry forward general activity (UDA)	0
18/19 Contracted orthodontic activity (UOA)	1,000
Carry forward orthodontic activity (UOA)	-20
Baseline contract value	£205,398.03

### ACCESS\*

Patients seen in 24 months	Total	Change since previous quarter
Quarter ending March 2018	1,708	
Quarter ending June 2018	1,665	↓
Quarter ending September 2018	1,648	↓
Quarter ending December 2018	1,644	→
Quarter ending March 2019	1,698	↑
<b>Variance since March 2018</b>	<b>(0.6%)</b>	<b>→</b>



### ACTIVITY



Adjusted Scheduled Activity (UDA)		
Month	2018	2019
April	191	193
May	631	573
June	899	771
July	1,343	1,227
August	1,716	1,509
September	2,088	1,817
October	2,355	2,325
November	2,638	2,701
December	2,957	3,090
January	3,264	3,616
February	3,710	4,064
March	4,104	4,519
April	4,261	4,615
May	4,291	4,615
June	4,291	4,615

### QUALITY

	Quantity	Base Number	Contract	AT	Region	England
% of FP17s for the same patient ID Re-attending within 3 months - Children	124	1,410	8.8%	12.0%	12.3%	11.8%
% of FP17s for the same patient ID Re-attending within 3 months - Adults	161	802	20.1%	15.3%	15.9%	15.7%
% of FP17s for the same patient ID Re-attending between 3 & 9 months - Children	806	1,410	57.2%	58.5%	60.2%	58.9%
% of FP17s for the same patient ID Re-attending between 3 & 9 months - Adults	273	802	34.0%	51.2%	53.0%	50.8%
% of FP17s for Band 1 Urgent Courses	158	2,140	7.4%	10.7%	9.1%	9.1%
% of FP17s Relating to Free Repair or Replacements	2	2,140	0.1%	0.9%	1.0%	0.8%
% of FP17s Relating to Continuations	35	2,140	1.6%	0.9%	1.0%	0.9%
% of Patients satisfied with the dentistry they have received	2	2	N/A	94.5%	93.2%	92.5%
% of Patients satisfied with the time they had to wait for an appointment	2	2	N/A	86.4%	88.1%	87.0%

\* This is based on patients treated on this contract for their most recent course of treatment.

Figures in italics indicate the base number of FP17s or Patient Questionnaire responses are less than 100. N/A is shown where the base number of responses is less than 10 during the period. % is calculated as Quantity/Base number\*100

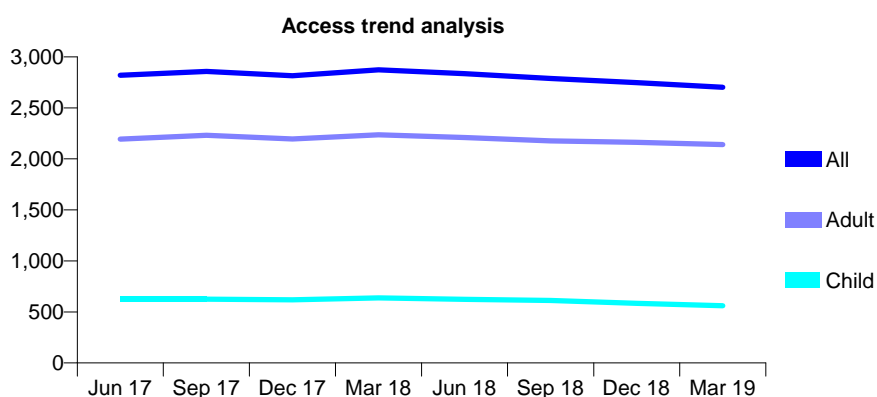
## Q47 - Vital Signs At a Glance Contract Report for 175161/0001 - Year end March 2019

Name or company name	Arena Dental Care Partnership
Contract type name	GDS Contract
Purpose of contract	General
Contract start date	01/04/2015
Contract end date	

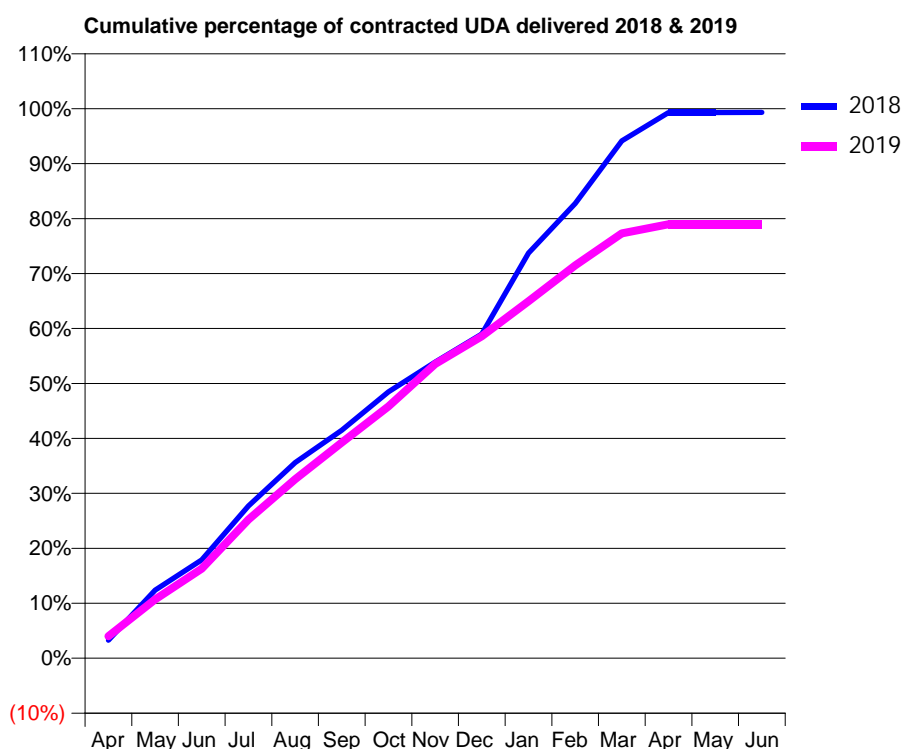
18/19 Contracted general activity (UDA)	10,034
Carry forward general activity (UDA)	68
18/19 Contracted orthodontic activity (UOA)	0
Carry forward orthodontic activity (UOA)	0
Baseline contract value	£251,443.01

### ACCESS\*

Patients seen in 24 months	Total	Change since previous quarter
Quarter ending March 2018	2,873	
Quarter ending June 2018	2,834	↓
Quarter ending September 2018	2,789	↓
Quarter ending December 2018	2,747	↓
Quarter ending March 2019	2,702	↓
<b>Variance since March 2018</b>	<b>(6.0%)</b>	<b>↓</b>



### ACTIVITY



Adjusted Scheduled Activity (UDA)		
Month	2018	2019
April	329	404
May	1,242	1,075
June	1,795	1,636
July	2,782	2,532
August	3,574	3,269
September	4,162	3,938
October	4,865	4,599
November	5,407	5,373
December	5,919	5,880
January	7,398	6,517
February	8,303	7,171
March	9,446	7,756
April	9,963	7,926
May	9,963	7,923
June	9,966	7,924

### QUALITY

	Quantity	Base Number	Contract	AT	Region	England
% of FP17s for the same patient ID Re-attending within 3 months - Children	62	809	7.7%	12.0%	12.3%	11.8%
% of FP17s for the same patient ID Re-attending within 3 months - Adults	506	3,076	16.4%	15.3%	15.9%	15.7%
% of FP17s for the same patient ID Re-attending between 3 & 9 months - Children	534	809	66.0%	58.5%	60.2%	58.9%
% of FP17s for the same patient ID Re-attending between 3 & 9 months - Adults	1,924	3,076	62.5%	51.2%	53.0%	50.8%
% of FP17s for Band 1 Urgent Courses	284	3,787	7.5%	10.7%	9.1%	9.1%
% of FP17s Relating to Free Repair or Replacements	56	3,787	1.5%	0.9%	1.0%	0.8%
% of FP17s Relating to Continuations	59	3,787	1.6%	0.9%	1.0%	0.9%
% of Patients satisfied with the dentistry they have received	1	1	N/A	94.5%	93.2%	92.5%
% of Patients satisfied with the time they had to wait for an appointment	1	1	N/A	86.4%	88.1%	87.0%

\* This is based on patients treated on this contract for their most recent course of treatment. Figures in italics indicate the base number of FP17s or Patient Questionnaire responses are less than 100. N/A is shown where the base number of responses is less than 10 during the period. % is calculated as Quantity/Base number\*100

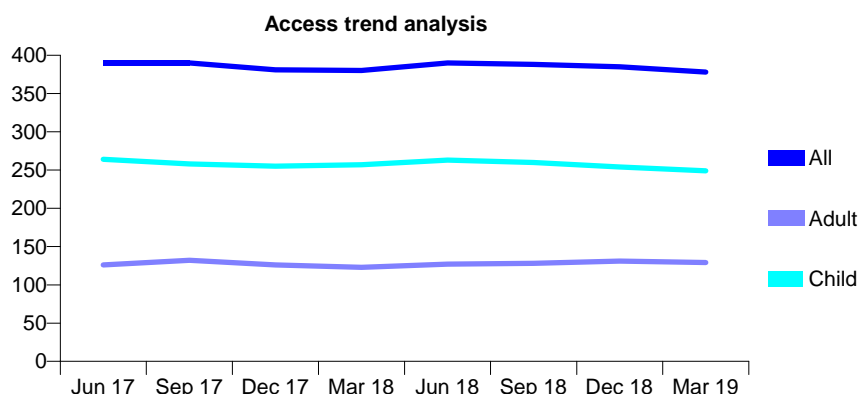
## Q47 - Vital Signs At a Glance Contract Report for 176788/0001 - Year end March 2019

Name or company name	Parbold Dental Practice
Contract type name	GDS Contract
Purpose of contract	General
Contract start date	01/04/2012
Contract end date	

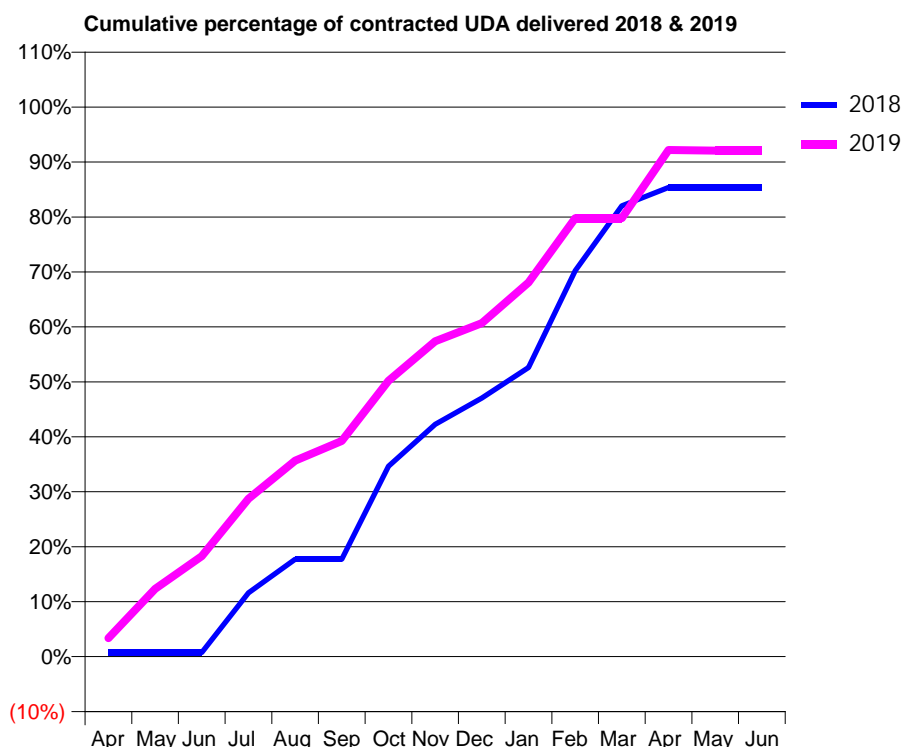
18/19 Contracted general activity (UDA)	1,200
Carry forward general activity (UDA)	0
18/19 Contracted orthodontic activity (UOA)	0
Carry forward orthodontic activity (UOA)	0
Baseline contract value	£31,273.68

### ACCESS\*

Patients seen in 24 months	Total	Change since previous quarter
Quarter ending March 2018	380	
Quarter ending June 2018	390	↑
Quarter ending September 2018	388	→
Quarter ending December 2018	385	→
Quarter ending March 2019	378	↓
<b>Variance since March 2018</b>	<b>(0.5%)</b>	<b>→</b>



### ACTIVITY



Adjusted Scheduled Activity (UDA)		
Month	2018	2019
April	7	40
May	7	148
June	7	219
July	110	345
August	168	428
September	168	471
October	329	602
November	402	689
December	447	728
January	500	817
February	667	957
March	779	957
April	811	1,106
May	811	1,105
June	811	1,105

### QUALITY

	Quantity	Base Number	Contract	AT	Region	England
% of FP17s for the same patient ID Re-attending within 3 months - Children	69	460	15.0%	12.0%	12.3%	11.8%
% of FP17s for the same patient ID Re-attending within 3 months - Adults	10	127	7.9%	15.3%	15.9%	15.7%
% of FP17s for the same patient ID Re-attending between 3 & 9 months - Children	299	460	65.0%	58.5%	60.2%	58.9%
% of FP17s for the same patient ID Re-attending between 3 & 9 months - Adults	73	127	57.5%	51.2%	53.0%	50.8%
% of FP17s for Band 1 Urgent Courses	32	639	5.0%	10.7%	9.1%	9.1%
% of FP17s Relating to Free Repair or Replacements	3	639	0.5%	0.9%	1.0%	0.8%
% of FP17s Relating to Continuations	0	639	0.0%	0.9%	1.0%	0.9%
% of Patients satisfied with the dentistry they have received	0	0	N/A	94.5%	93.2%	92.5%
% of Patients satisfied with the time they had to wait for an appointment	0	0	N/A	86.4%	88.1%	87.0%

\* This is based on patients treated on this contract for their most recent course of treatment.  
 Figures in *italics* indicate the base number of FP17s or Patient Questionnaire responses are less than 100. N/A is shown where the base number of responses is less than 10 during the period. % is calculated as Quantity/Base number\*100

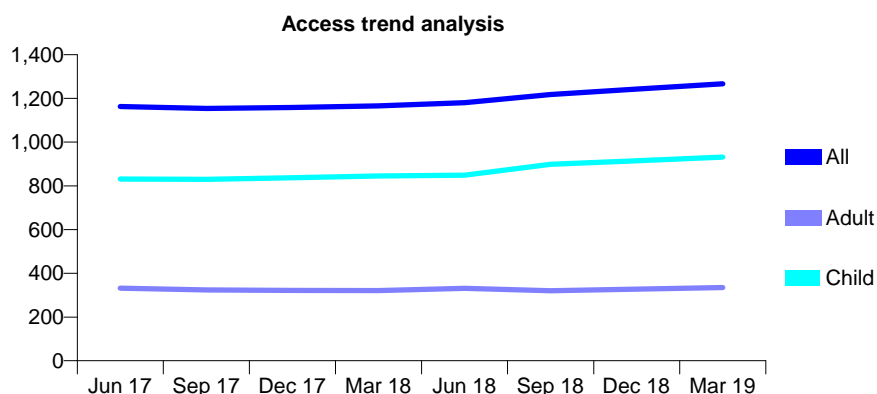
## Q47 - Vital Signs At a Glance Contract Report for 177539/0001 - Year end March 2019

Name or company name	Bank View Smile Studios
Contract type name	GDS Contract
Purpose of contract	General
Contract start date	01/02/2010
Contract end date	

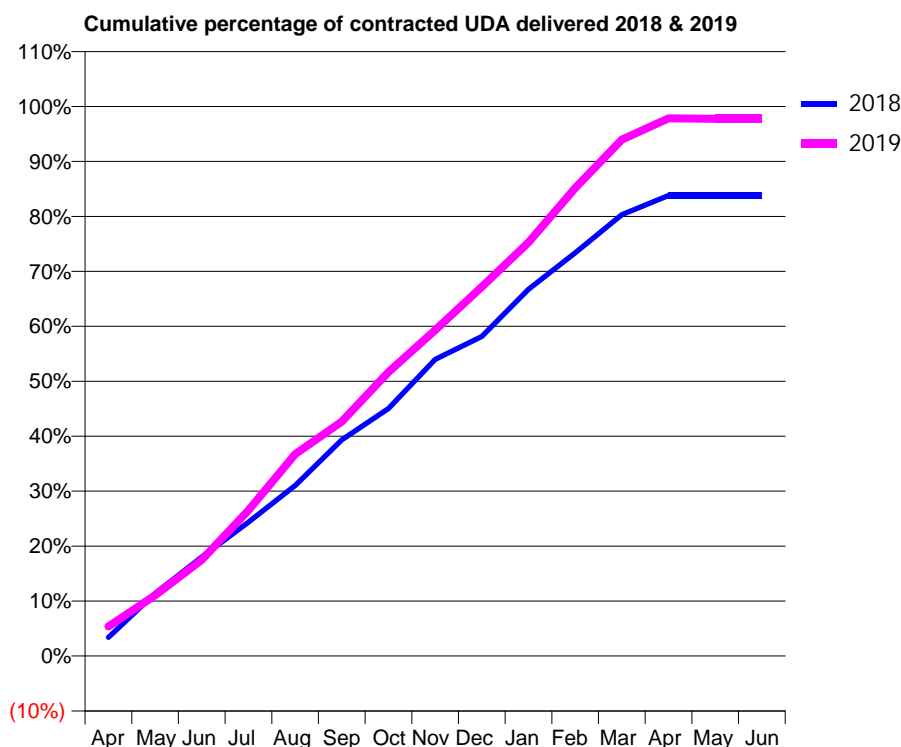
18/19 Contracted general activity (UDA)	3,600
Carry forward general activity (UDA)	0
18/19 Contracted orthodontic activity (UOA)	0
Carry forward orthodontic activity (UOA)	0
Baseline contract value	£87,291.72

### ACCESS\*

Patients seen in 24 months	Total	Change since previous quarter
Quarter ending March 2018	1,166	
Quarter ending June 2018	1,180	→
Quarter ending September 2018	1,218	↑
Quarter ending December 2018	1,243	↑
Quarter ending March 2019	1,267	→
<b>Variance since March 2018</b>	<b>8.7%</b>	<b>↑</b>



### ACTIVITY



Adjusted Scheduled Activity (UDA)		
Month	2018	2019
April	142	194
May	476	398
June	752	630
July	1,018	955
August	1,296	1,322
September	1,643	1,535
October	1,880	1,860
November	2,254	2,135
December	2,429	2,418
January	2,788	2,709
February	3,064	3,066
March	3,355	3,383
April	3,500	3,522
May	3,500	3,519
June	3,500	3,519

### QUALITY

	Quantity	Base Number	Contract	AT	Region	England
% of FP17s for the same patient ID Re-attending within 3 months - Children	372	2,014	18.5%	12.0%	12.3%	11.8%
% of FP17s for the same patient ID Re-attending within 3 months - Adults	37	378	9.8%	15.3%	15.9%	15.7%
% of FP17s for the same patient ID Re-attending between 3 & 9 months - Children	1,247	2,014	61.9%	58.5%	60.2%	58.9%
% of FP17s for the same patient ID Re-attending between 3 & 9 months - Adults	267	378	70.6%	51.2%	53.0%	50.8%
% of FP17s for Band 1 Urgent Courses	90	2,408	3.7%	10.7%	9.1%	9.1%
% of FP17s Relating to Free Repair or Replacements	0	2,408	0.0%	0.9%	1.0%	0.8%
% of FP17s Relating to Continuations	0	2,408	0.0%	0.9%	1.0%	0.9%
% of Patients satisfied with the dentistry they have received	3	3	N/A	94.5%	93.2%	92.5%
% of Patients satisfied with the time they had to wait for an appointment	2	3	N/A	86.4%	88.1%	87.0%

\* This is based on patients treated on this contract for their most recent course of treatment.

Figures in italics indicate the base number of FP17s or Patient Questionnaire responses are less than 100. N/A is shown where the base number of responses is less than 10 during the period. % is calculated as Quantity/Base number\*100

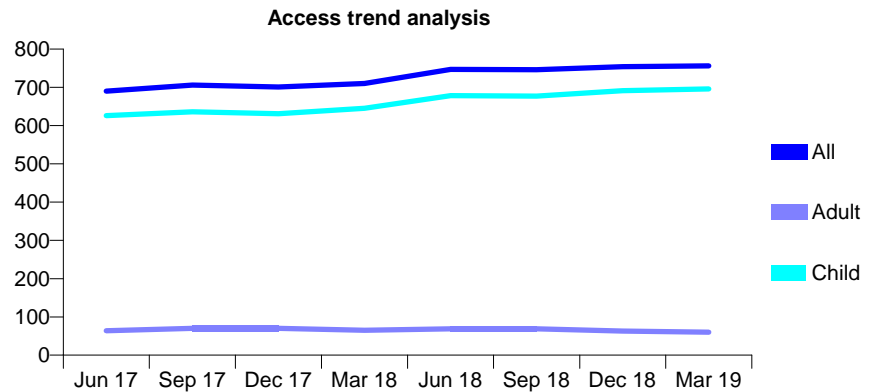
## Q47 - Vital Signs At a Glance Contract Report for 177709/0001 - Year end March 2019

Name or company name	Green Dental Partnership
Contract type name	GDS Contract
Purpose of contract	General and Orthodontic
Contract start date	01/04/2013
Contract end date	

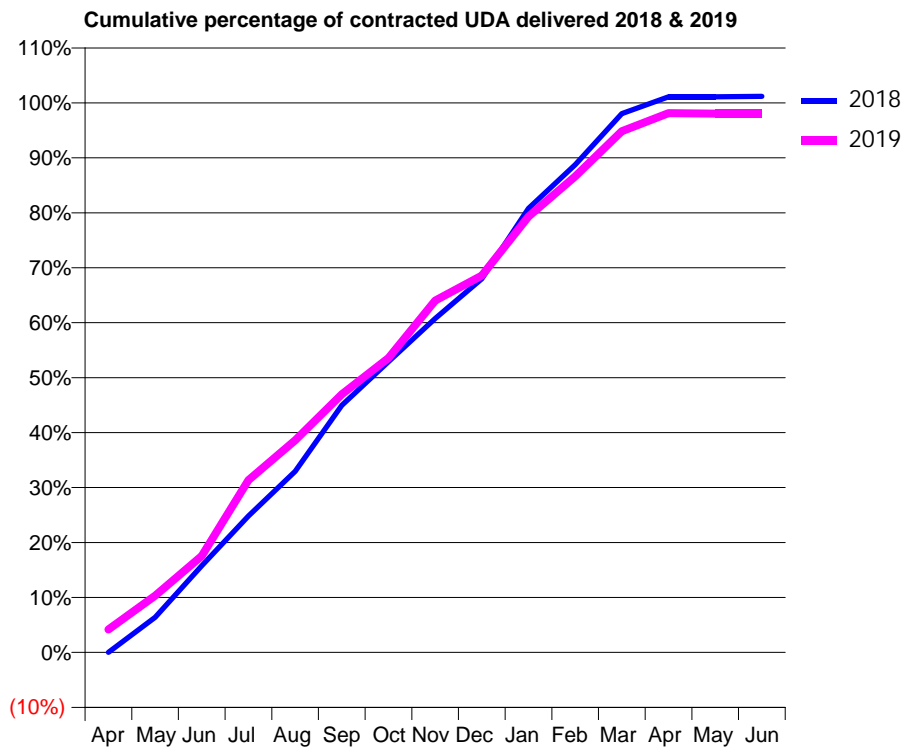
18/19 Contracted general activity (UDA)	1,866
Carry forward general activity (UDA)	-17
18/19 Contracted orthodontic activity (UOA)	94
Carry forward orthodontic activity (UOA)	-2
Baseline contract value	£47,528.36

### ACCESS\*

Patients seen in 24 months	Total	Change since previous quarter
Quarter ending March 2018	710	
Quarter ending June 2018	747	↑
Quarter ending September 2018	746	→
Quarter ending December 2018	754	→
Quarter ending March 2019	756	→
<b>Variance since March 2018</b>	<b>6.5%</b>	<b>↑</b>



### ACTIVITY



Adjusted Scheduled Activity (UDA)		
Month	2018	2019
April	0	78
May	94	193
June	231	327
July	364	585
August	483	720
September	659	876
October	775	1,000
November	891	1,195
December	997	1,280
January	1,184	1,480
February	1,301	1,616
March	1,437	1,770
April	1,482	1,831
May	1,482	1,830
June	1,483	1,830

### QUALITY

	Quantity	Base Number	Contract	AT	Region	England
% of FP17s for the same patient ID Re-attending within 3 months - Children	148	1,572	9.4%	12.0%	12.3%	11.8%
% of FP17s for the same patient ID Re-attending within 3 months - Adults	0	0	N/A	15.3%	15.9%	15.7%
% of FP17s for the same patient ID Re-attending between 3 & 9 months - Children	1,122	1,572	71.4%	58.5%	60.2%	58.9%
% of FP17s for the same patient ID Re-attending between 3 & 9 months - Adults	0	0	N/A	51.2%	53.0%	50.8%
% of FP17s for Band 1 Urgent Courses	51	1,422	3.6%	10.7%	9.1%	9.1%
% of FP17s Relating to Free Repair or Replacements	0	1,422	0.0%	0.9%	1.0%	0.8%
% of FP17s Relating to Continuations	1	1,422	0.1%	0.9%	1.0%	0.9%
% of Patients satisfied with the dentistry they have received	0	0	N/A	94.5%	93.2%	92.5%
% of Patients satisfied with the time they had to wait for an appointment	0	0	N/A	86.4%	88.1%	87.0%

\* This is based on patients treated on this contract for their most recent course of treatment.

Figures in italics indicate the base number of FP17s or Patient Questionnaire responses are less than 100. N/A is shown where the base number of responses is less than 10 during the period. % is calculated as Quantity/Base number\*100

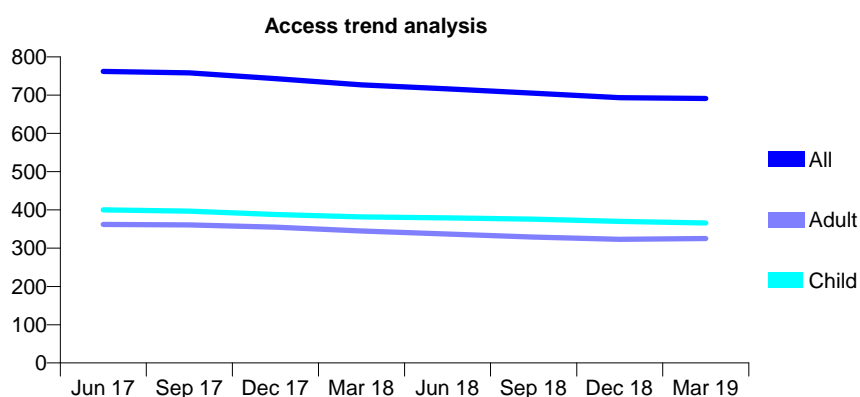
## Q47 - Vital Signs At a Glance Contract Report for 181838/0001 - Year end March 2019

Name or company name	Mansion House Dental Practice
Contract type name	GDS Contract
Purpose of contract	General
Contract start date	01/12/2014
Contract end date	

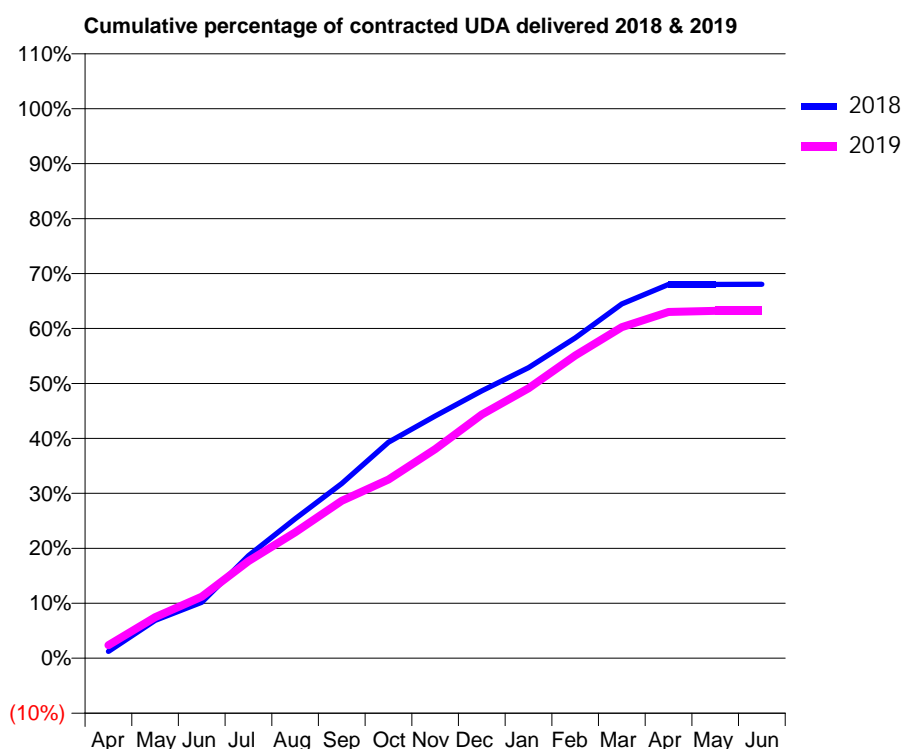
18/19 Contracted general activity (UDA)	2,250
Carry forward general activity (UDA)	0
18/19 Contracted orthodontic activity (UOA)	0
Carry forward orthodontic activity (UOA)	0
Baseline contract value	£64,300.77

### ACCESS\*

Patients seen in 24 months	Total	Change since previous quarter
Quarter ending March 2018	727	
Quarter ending June 2018	716	↓
Quarter ending September 2018	705	↓
Quarter ending December 2018	693	↓
Quarter ending March 2019	691	→
<b>Variance since March 2018</b>	<b>(5.0%)</b>	<b>↓</b>



### ACTIVITY



Adjusted Scheduled Activity (UDA)		
Month	2018	2019
April	28	53
May	155	168
June	229	252
July	419	398
August	571	515
September	716	645
October	884	731
November	992	856
December	1,094	998
January	1,190	1,105
February	1,312	1,240
March	1,450	1,355
April	1,530	1,418
May	1,530	1,422
June	1,531	1,422

### QUALITY

	Quantity	Base Number	Contract	AT	Region	England
% of FP17s for the same patient ID Re-attending within 3 months - Children	51	594	8.6%	12.0%	12.3%	11.8%
% of FP17s for the same patient ID Re-attending within 3 months - Adults	49	357	13.7%	15.3%	15.9%	15.7%
% of FP17s for the same patient ID Re-attending between 3 & 9 months - Children	364	594	61.3%	58.5%	60.2%	58.9%
% of FP17s for the same patient ID Re-attending between 3 & 9 months - Adults	180	357	50.4%	51.2%	53.0%	50.8%
% of FP17s for Band 1 Urgent Courses	59	951	6.2%	10.7%	9.1%	9.1%
% of FP17s Relating to Free Repair or Replacements	1	951	0.1%	0.9%	1.0%	0.8%
% of FP17s Relating to Continuations	9	951	0.9%	0.9%	1.0%	0.9%
% of Patients satisfied with the dentistry they have received	0	0	N/A	94.5%	93.2%	92.5%
% of Patients satisfied with the time they had to wait for an appointment	0	0	N/A	86.4%	88.1%	87.0%

\* This is based on patients treated on this contract for their most recent course of treatment.

Figures in italics indicate the base number of FP17s or Patient Questionnaire responses are less than 100. N/A is shown where the base number of responses is less than 10 during the period. % is calculated as Quantity/Base number\*100

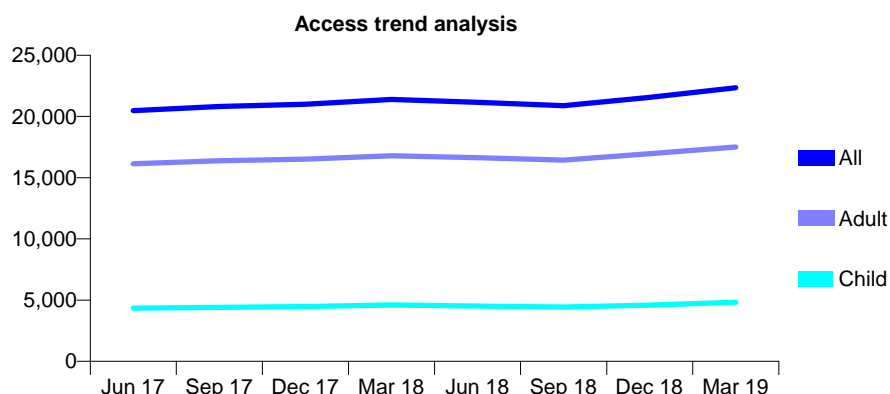
## Q47 - Vital Signs At a Glance Contract Report for 182265/0001 - Year end March 2019

Name or company name	King Street Dental Surgery
Contract type name	GDS Contract
Purpose of contract	General
Contract start date	01/04/2009
Contract end date	

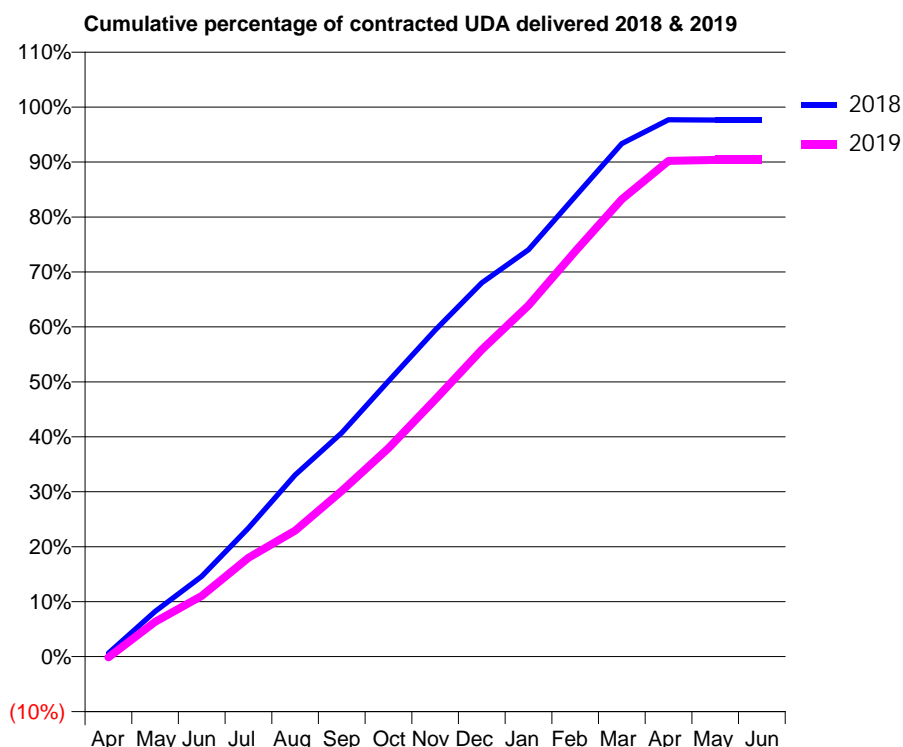
18/19 Contracted general activity (UDA)	79,660
Carry forward general activity (UDA)	1,763
18/19 Contracted orthodontic activity (UOA)	0
Carry forward orthodontic activity (UOA)	0
Baseline contract value	£2,379,744.30

### ACCESS\*

Patients seen in 24 months	Total	Change since previous quarter
Quarter ending March 2018	21,392	
Quarter ending June 2018	21,157	↓
Quarter ending September 2018	20,872	↓
Quarter ending December 2018	21,561	↑
Quarter ending March 2019	22,347	↑
<b>Variance since March 2018</b>	<b>4.5%</b>	<b>↑</b>



### ACTIVITY



Adjusted Scheduled Activity (UDA)		
Month	2018	2019
April	477	-132
May	6,149	5,049
June	10,920	8,809
July	17,468	14,337
August	24,693	18,283
September	30,407	24,012
October	37,438	30,230
November	44,358	37,255
December	50,782	44,494
January	55,288	50,910
February	62,511	58,766
March	69,687	66,297
April	72,931	71,865
May	72,896	71,998
June	72,897	71,994

### QUALITY

	Quantity	Base Number	Contract	AT	Region	England
% of FP17s for the same patient ID Re-attending within 3 months - Children	426	5,952	7.2%	12.0%	12.3%	11.8%
% of FP17s for the same patient ID Re-attending within 3 months - Adults	3,662	24,315	15.1%	15.3%	15.9%	15.7%
% of FP17s for the same patient ID Re-attending between 3 & 9 months - Children	2,985	5,952	50.2%	58.5%	60.2%	58.9%
% of FP17s for the same patient ID Re-attending between 3 & 9 months - Adults	13,481	24,315	55.4%	51.2%	53.0%	50.8%
% of FP17s for Band 1 Urgent Courses	2,730	30,826	8.9%	10.7%	9.1%	9.1%
% of FP17s Relating to Free Repair or Replacements	387	30,826	1.3%	0.9%	1.0%	0.8%
% of FP17s Relating to Continuations	314	30,826	1.0%	0.9%	1.0%	0.9%
% of Patients satisfied with the dentistry they have received	13	13	100.0%	94.5%	93.2%	92.5%
% of Patients satisfied with the time they had to wait for an appointment	13	13	100.0%	86.4%	88.1%	87.0%

\* This is based on patients treated on this contract for their most recent course of treatment.  
 Figures in *italics* indicate the base number of FP17s or Patient Questionnaire responses are less than 100. N/A is shown where the base number of responses is less than 10 during the period. % is calculated as Quantity/Base number\*100



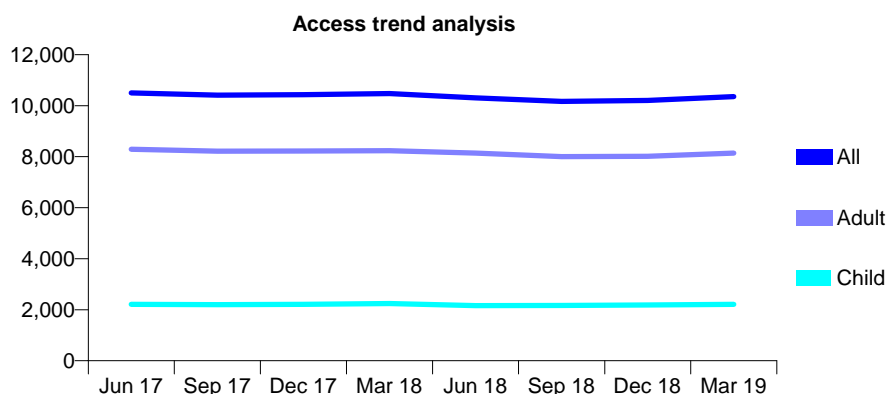
## Q47 - Vital Signs At a Glance Contract Report for 183490/0001 - Year end March 2019

Name or company name	MAINSTREAM DENTAL CARE LTD
Contract type name	GDS Contract
Purpose of contract	General
Contract start date	01/04/2010
Contract end date	

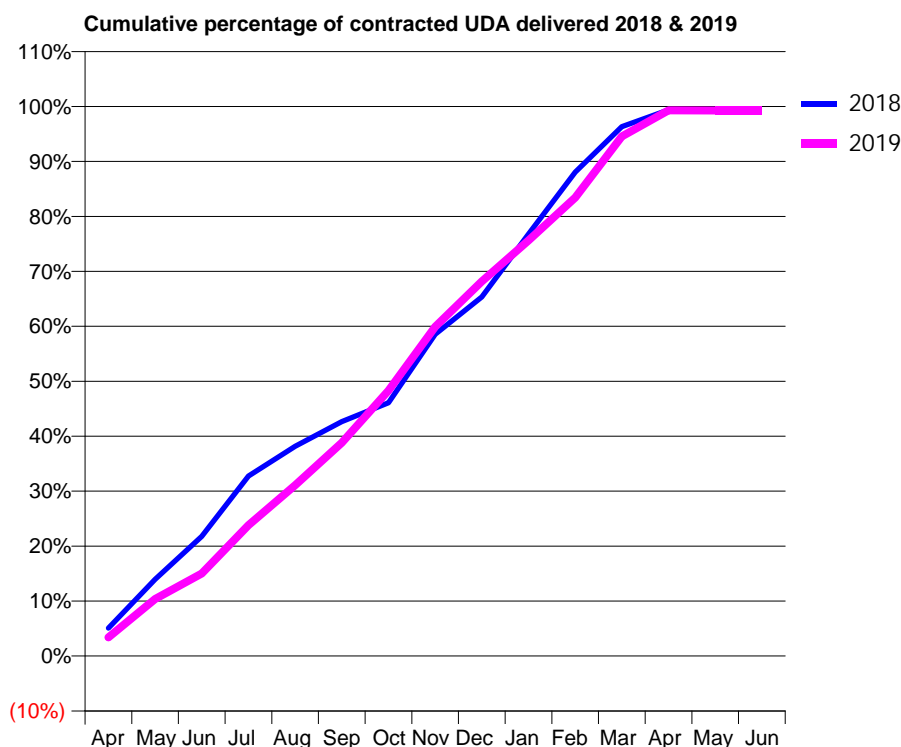
18/19 Contracted general activity (UDA)	31,462
Carry forward general activity (UDA)	175
18/19 Contracted orthodontic activity (UOA)	0
Carry forward orthodontic activity (UOA)	0
Baseline contract value	£941,004.22

### ACCESS\*

Patients seen in 24 months	Total	Change since previous quarter
Quarter ending March 2018	10,476	
Quarter ending June 2018	10,304	↓
Quarter ending September 2018	10,169	↓
Quarter ending December 2018	10,203	→
Quarter ending March 2019	10,353	→
<b>Variance since March 2018</b>	<b>(1.2%)</b>	<b>↓</b>



### ACTIVITY



Adjusted Scheduled Activity (UDA)		
Month	2018	2019
April	1,601	1,064
May	4,393	3,273
June	6,853	4,720
July	10,305	7,495
August	12,010	9,786
September	13,417	12,209
October	14,504	15,194
November	18,417	18,852
December	20,556	21,440
January	24,154	23,786
February	27,701	26,247
March	30,303	29,741
April	31,266	31,237
May	31,286	31,234
June	31,287	31,233

### QUALITY

	Quantity	Base Number	Contract	AT	Region	England
% of FP17s for the same patient ID Re-attending within 3 months - Children	214	3,527	6.1%	12.0%	12.3%	11.8%
% of FP17s for the same patient ID Re-attending within 3 months - Adults	1,419	12,467	11.4%	15.3%	15.9%	15.7%
% of FP17s for the same patient ID Re-attending between 3 & 9 months - Children	2,324	3,527	65.9%	58.5%	60.2%	58.9%
% of FP17s for the same patient ID Re-attending between 3 & 9 months - Adults	8,287	12,467	66.5%	51.2%	53.0%	50.8%
% of FP17s for Band 1 Urgent Courses	948	14,897	6.4%	10.7%	9.1%	9.1%
% of FP17s Relating to Free Repair or Replacements	252	14,897	1.7%	0.9%	1.0%	0.8%
% of FP17s Relating to Continuations	115	14,897	0.8%	0.9%	1.0%	0.9%
% of Patients satisfied with the dentistry they have received	4	4	N/A	94.5%	93.2%	92.5%
% of Patients satisfied with the time they had to wait for an appointment	4	4	N/A	86.4%	88.1%	87.0%

\* This is based on patients treated on this contract for their most recent course of treatment.

Figures in italics indicate the base number of FP17s or Patient Questionnaire responses are less than 100. N/A is shown where the base number of responses is less than 10 during the period. % is calculated as Quantity/Base number\*100

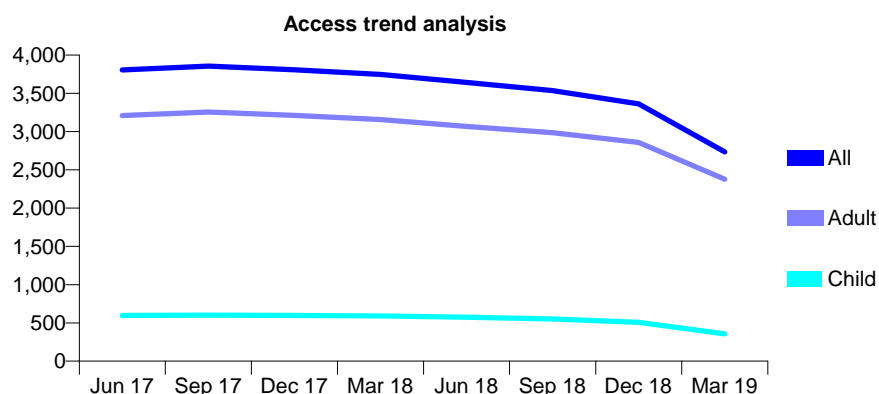
## Q47 - Vital Signs At a Glance Contract Report for 183741/0001 - Year end March 2019

Name or company name	Windmill Dental Practice
Contract type name	GDS Contract
Purpose of contract	General
Contract start date	09/09/2013
Contract end date	21/12/2018

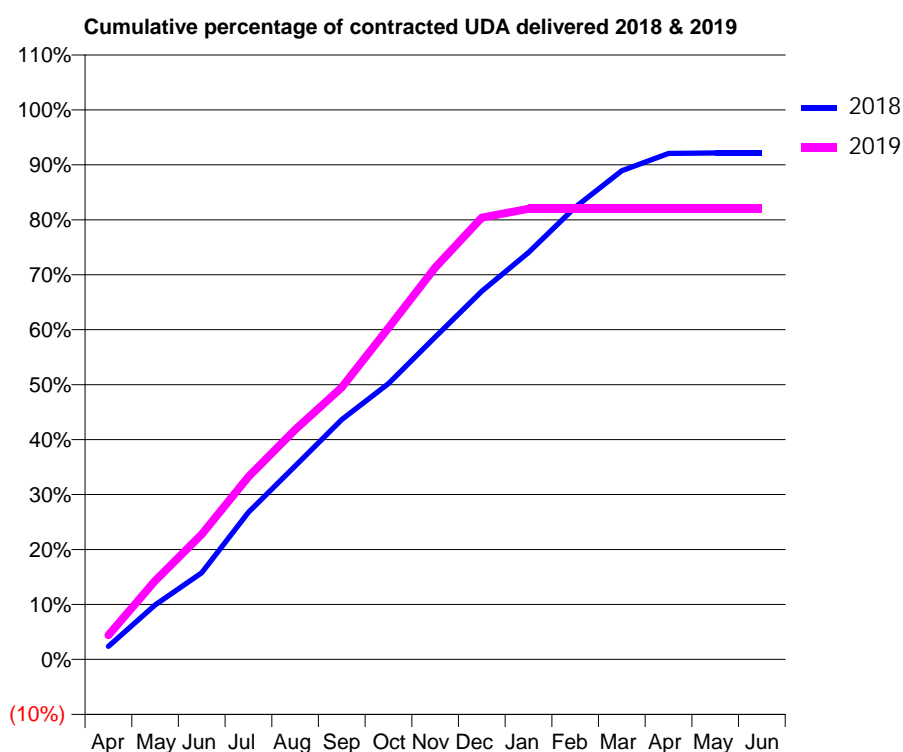
18/19 Contracted general activity (UDA)	9,055
Carry forward general activity (UDA)	0
18/19 Contracted orthodontic activity (UOA)	0
Carry forward orthodontic activity (UOA)	0
Baseline contract value	£205,687.98

### ACCESS\*

Patients seen in 24 months	Total	Change since previous quarter
Quarter ending March 2018	3,747	
Quarter ending June 2018	3,642	↓
Quarter ending September 2018	3,536	↓
Quarter ending December 2018	3,363	↓
Quarter ending March 2019	2,733	↓
<b>Variance since March 2018</b>	<b>(27.1%)</b>	<b>↓</b>



### ACTIVITY



Adjusted Scheduled Activity (UDA)		
Month	2018	2019
April	297	401
May	1,242	1,297
June	1,978	2,062
July	3,352	3,011
August	4,407	3,786
September	5,464	4,483
October	6,284	5,461
November	7,345	6,457
December	8,390	7,279
January	9,273	7,424
February	10,303	7,424
March	11,135	7,424
April	11,532	7,424
May	11,540	7,424
June	11,538	7,424

### QUALITY

	Quantity	Base Number	Contract	AT	Region	England
% of FP17s for the same patient ID Re-attending within 3 months - Children	51	597	8.5%	12.0%	12.3%	11.8%
% of FP17s for the same patient ID Re-attending within 3 months - Adults	509	3,150	16.2%	15.3%	15.9%	15.7%
% of FP17s for the same patient ID Re-attending between 3 & 9 months - Children	380	597	63.7%	58.5%	60.2%	58.9%
% of FP17s for the same patient ID Re-attending between 3 & 9 months - Adults	1,831	3,150	58.1%	51.2%	53.0%	50.8%
% of FP17s for Band 1 Urgent Courses	474	3,491	13.6%	10.7%	9.1%	9.1%
% of FP17s Relating to Free Repair or Replacements	34	3,491	1.0%	0.9%	1.0%	0.8%
% of FP17s Relating to Continuations	5	3,491	0.1%	0.9%	1.0%	0.9%
% of Patients satisfied with the dentistry they have received	2	2	N/A	94.5%	93.2%	92.5%
% of Patients satisfied with the time they had to wait for an appointment	1	2	N/A	86.4%	88.1%	87.0%

\* This is based on patients treated on this contract for their most recent course of treatment.

Figures in italics indicate the base number of FP17s or Patient Questionnaire responses are less than 100. N/A is shown where the base number of responses is less than 10 during the period. % is calculated as Quantity/Base number\*100

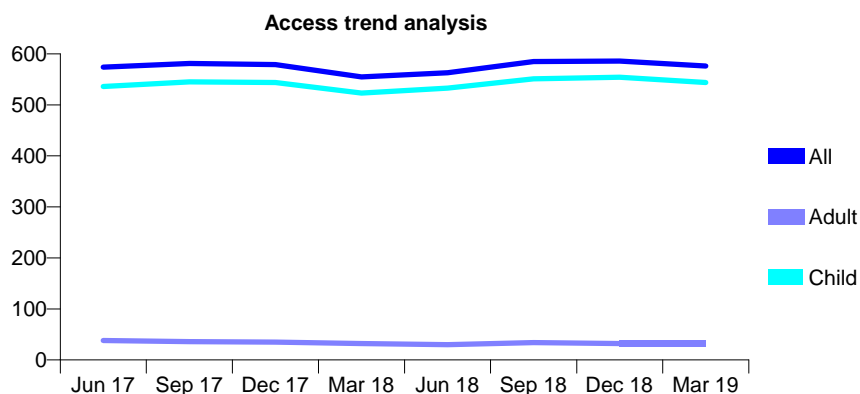
## Q47 - Vital Signs At a Glance Contract Report for 183911/0001 - Year end March 2019

Name or company name	Southport Road Dental Practice
Contract type name	GDS Contract
Purpose of contract	General
Contract start date	28/05/2010
Contract end date	

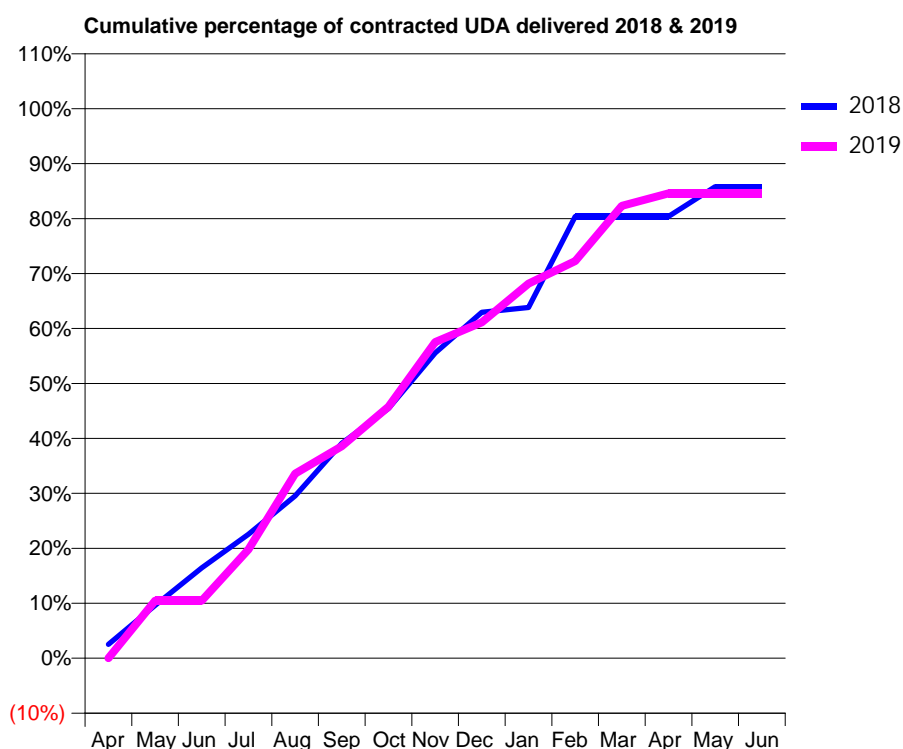
18/19 Contracted general activity (UDA)	1,367
Carry forward general activity (UDA)	0
18/19 Contracted orthodontic activity (UOA)	0
Carry forward orthodontic activity (UOA)	0
Baseline contract value	£33,542.39

### ACCESS\*

Patients seen in 24 months	Total	Change since previous quarter
Quarter ending March 2018	555	
Quarter ending June 2018	563	→
Quarter ending September 2018	585	↑
Quarter ending December 2018	586	→
Quarter ending March 2019	576	↓
<b>Variance since March 2018</b>	<b>3.8%</b>	<b>↑</b>



### ACTIVITY



Adjusted Scheduled Activity (UDA)		
Month	2018	2019
April	34	0
May	132	143
June	225	143
July	308	271
August	404	459
September	535	527
October	621	626
November	759	786
December	861	835
January	873	932
February	1,099	988
March	1,099	1,125
April	1,099	1,156
May	1,173	1,156
June	1,173	1,156

### QUALITY

	Quantity	Base Number	Contract	AT	Region	England
% of FP17s for the same patient ID Re-attending within 3 months - Children	67	904	7.4%	12.0%	12.3%	11.8%
% of FP17s for the same patient ID Re-attending within 3 months - Adults	0	0	N/A	15.3%	15.9%	15.7%
% of FP17s for the same patient ID Re-attending between 3 & 9 months - Children	587	904	64.9%	58.5%	60.2%	58.9%
% of FP17s for the same patient ID Re-attending between 3 & 9 months - Adults	0	0	N/A	51.2%	53.0%	50.8%
% of FP17s for Band 1 Urgent Courses	17	851	2.0%	10.7%	9.1%	9.1%
% of FP17s Relating to Free Repair or Replacements	0	851	0.0%	0.9%	1.0%	0.8%
% of FP17s Relating to Continuations	0	851	0.0%	0.9%	1.0%	0.9%
% of Patients satisfied with the dentistry they have received	0	0	N/A	94.5%	93.2%	92.5%
% of Patients satisfied with the time they had to wait for an appointment	0	0	N/A	86.4%	88.1%	87.0%

\* This is based on patients treated on this contract for their most recent course of treatment. Figures in italics indicate the base number of FP17s or Patient Questionnaire responses are less than 100. N/A is shown where the base number of responses is less than 10 during the period. % is calculated as Quantity/Base number\*100

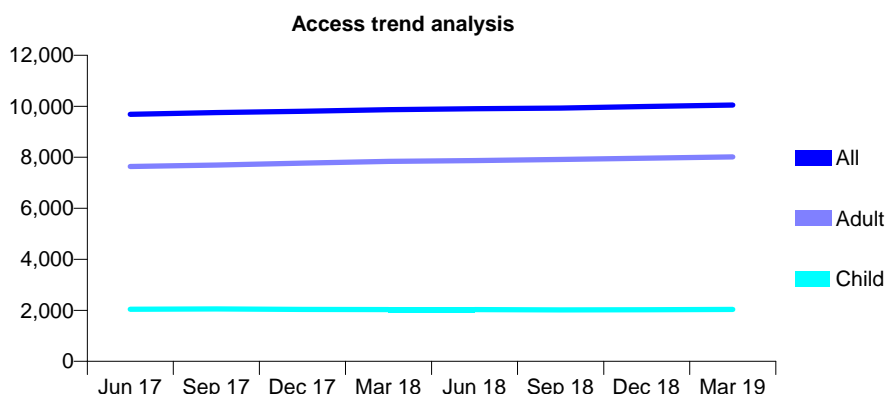
## Q47 - Vital Signs At a Glance Contract Report for 184705/0001 - Year end March 2019

Name or company name	Hesketh Lane Dental Practice
Contract type name	GDS Contract
Purpose of contract	General
Contract start date	01/04/2013
Contract end date	

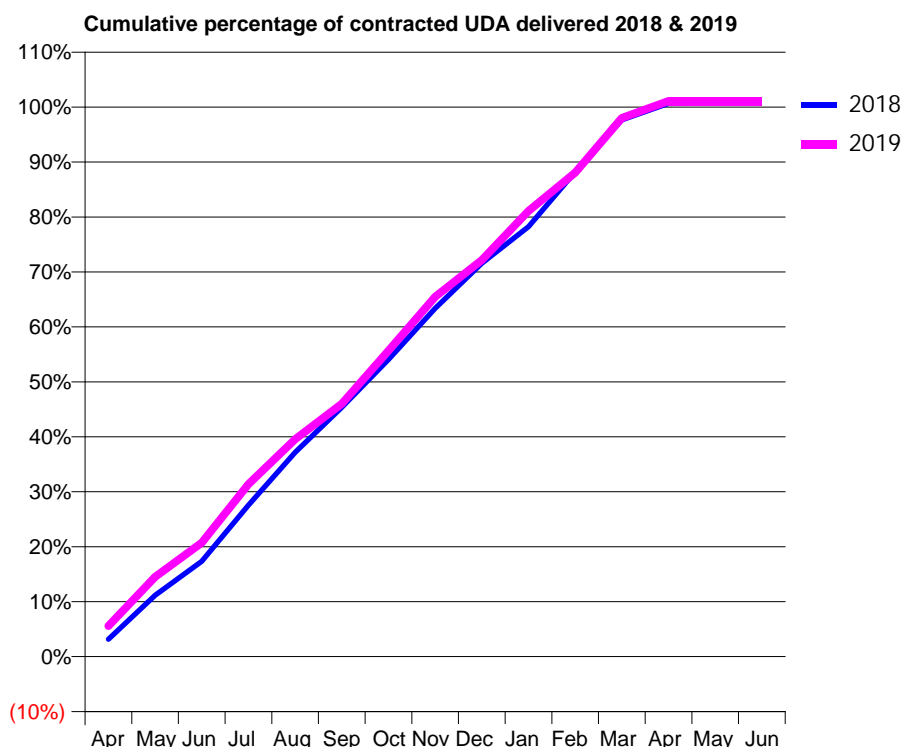
18/19 Contracted general activity (UDA)	27,309
Carry forward general activity (UDA)	-190
18/19 Contracted orthodontic activity (UOA)	0
Carry forward orthodontic activity (UOA)	0
Baseline contract value	£788,588.17

### ACCESS\*

Patients seen in 24 months	Total	Change since previous quarter
Quarter ending March 2018	9,870	
Quarter ending June 2018	9,905	→
Quarter ending September 2018	9,933	→
Quarter ending December 2018	9,989	→
Quarter ending March 2019	10,047	→
<b>Variance since March 2018</b>	<b>1.8%</b>	<b>→</b>



### ACTIVITY



Adjusted Scheduled Activity (UDA)		
Month	2018	2019
April	866	1,528
May	3,052	3,967
June	4,736	5,658
July	7,531	8,571
August	10,156	10,807
September	12,386	12,559
October	14,766	15,208
November	17,313	17,885
December	19,548	19,703
January	21,366	22,142
February	24,094	24,055
March	26,670	26,766
April	27,494	27,606
May	27,499	27,607
June	27,499	27,610

### QUALITY

	Quantity	Base Number	Contract	AT	Region	England
% of FP17s for the same patient ID Re-attending within 3 months - Children	410	3,972	10.3%	12.0%	12.3%	11.8%
% of FP17s for the same patient ID Re-attending within 3 months - Adults	2,079	13,481	15.4%	15.3%	15.9%	15.7%
% of FP17s for the same patient ID Re-attending between 3 & 9 months - Children	2,721	3,972	68.5%	58.5%	60.2%	58.9%
% of FP17s for the same patient ID Re-attending between 3 & 9 months - Adults	7,899	13,481	58.6%	51.2%	53.0%	50.8%
% of FP17s for Band 1 Urgent Courses	1,333	16,472	8.1%	10.7%	9.1%	9.1%
% of FP17s Relating to Free Repair or Replacements	145	16,472	0.9%	0.9%	1.0%	0.8%
% of FP17s Relating to Continuations	139	16,472	0.8%	0.9%	1.0%	0.9%
% of Patients satisfied with the dentistry they have received	8	8	N/A	94.5%	93.2%	92.5%
% of Patients satisfied with the time they had to wait for an appointment	6	8	N/A	86.4%	88.1%	87.0%

\* This is based on patients treated on this contract for their most recent course of treatment.  
 Figures in *italics* indicate the base number of FP17s or Patient Questionnaire responses are less than 100. N/A is shown where the base number of responses is less than 10 during the period. % is calculated as Quantity/Base number\*100

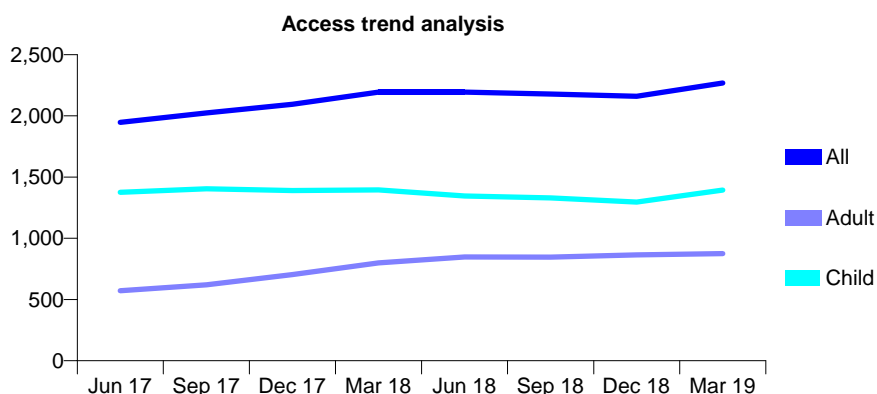
## Q47 - Vital Signs At a Glance Contract Report for 185450/0001 - Year end March 2019

Name or company name	Lancashire Dental Partners
Contract type name	GDS Contract
Purpose of contract	General and Orthodontic
Contract start date	01/01/2016
Contract end date	

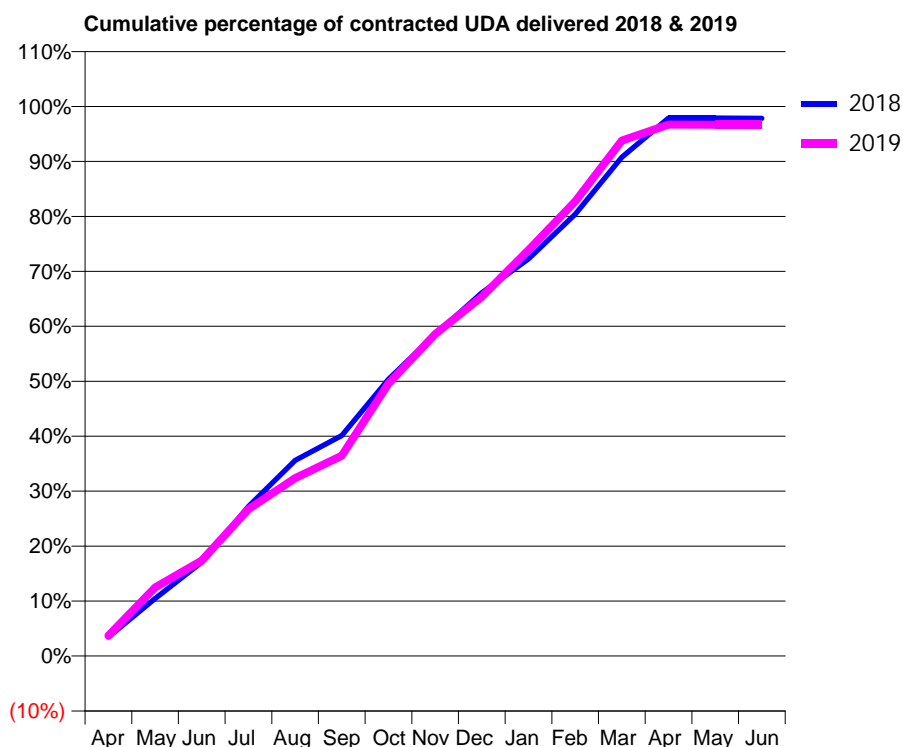
18/19 Contracted general activity (UDA)	5,600
Carry forward general activity (UDA)	110
18/19 Contracted orthodontic activity (UOA)	2,427
Carry forward orthodontic activity (UOA)	42
Baseline contract value	£309,082.00

### ACCESS\*

Patients seen in 24 months	Total	Change since previous quarter
Quarter ending March 2018	2,194	
Quarter ending June 2018	2,194	→
Quarter ending September 2018	2,178	→
Quarter ending December 2018	2,160	→
Quarter ending March 2019	2,269	↑
<b>Variance since March 2018</b>	<b>3.4%</b>	<b>↑</b>



### ACTIVITY



Adjusted Scheduled Activity (UDA)		
Month	2018	2019
April	175	209
May	528	699
June	863	974
July	1,375	1,497
August	1,798	1,813
September	2,027	2,040
October	2,544	2,777
November	2,956	3,280
December	3,337	3,661
January	3,649	4,138
February	4,060	4,632
March	4,584	5,251
April	4,944	5,415
May	4,944	5,414
June	4,940	5,414

### QUALITY

	Quantity	Base Number	Contract	AT	Region	England
% of FP17s for the same patient ID Re-attending within 3 months - Children	327	2,793	11.7%	12.0%	12.3%	11.8%
% of FP17s for the same patient ID Re-attending within 3 months - Adults	140	1,042	13.4%	15.3%	15.9%	15.7%
% of FP17s for the same patient ID Re-attending between 3 & 9 months - Children	1,275	2,793	45.6%	58.5%	60.2%	58.9%
% of FP17s for the same patient ID Re-attending between 3 & 9 months - Adults	505	1,042	48.5%	51.2%	53.0%	50.8%
% of FP17s for Band 1 Urgent Courses	256	3,371	7.6%	10.7%	9.1%	9.1%
% of FP17s Relating to Free Repair or Replacements	10	3,371	0.3%	0.9%	1.0%	0.8%
% of FP17s Relating to Continuations	4	3,371	0.1%	0.9%	1.0%	0.9%
% of Patients satisfied with the dentistry they have received	1	1	N/A	94.5%	93.2%	92.5%
% of Patients satisfied with the time they had to wait for an appointment	1	1	N/A	86.4%	88.1%	87.0%

\* This is based on patients treated on this contract for their most recent course of treatment.

Figures in italics indicate the base number of FP17s or Patient Questionnaire responses are less than 100. N/A is shown where the base number of responses is less than 10 during the period. % is calculated as Quantity/Base number\*100

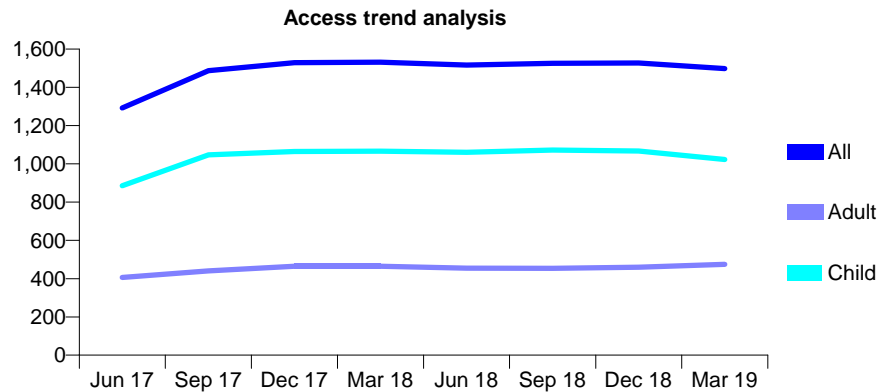
## Q47 - Vital Signs At a Glance Contract Report for 185450/0002 - Year end March 2019

Name or company name	Lancashire Dental Partners
Contract type name	GDS Contract
Purpose of contract	General and Orthodontic
Contract start date	01/01/2016
Contract end date	

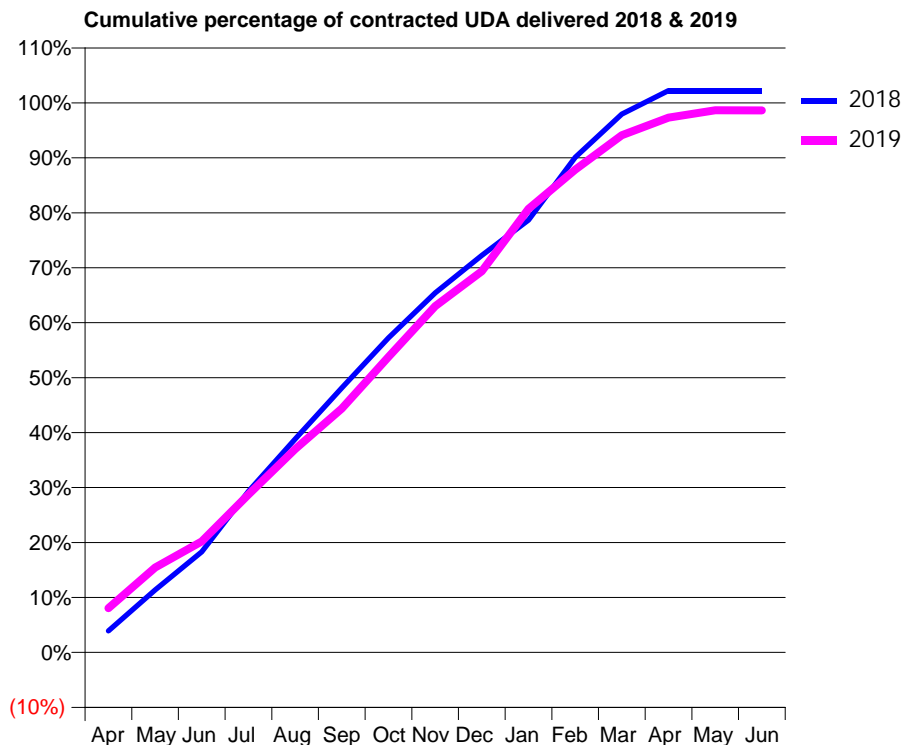
18/19 Contracted general activity (UDA)	3,700
Carry forward general activity (UDA)	-74
18/19 Contracted orthodontic activity (UOA)	5,196
Carry forward orthodontic activity (UOA)	-80
Baseline contract value	£451,670.59

### ACCESS\*

Patients seen in 24 months	Total	Change since previous quarter
Quarter ending March 2018	1,531	
Quarter ending June 2018	1,516	→
Quarter ending September 2018	1,526	→
Quarter ending December 2018	1,527	→
Quarter ending March 2019	1,498	↓
<b>Variance since March 2018</b>	<b>(2.2%)</b>	<b>↓</b>



### ACTIVITY



Adjusted Scheduled Activity (UDA)		
Month	2018	2019
April	145	298
May	421	572
June	677	747
July	1,085	1,063
August	1,437	1,369
September	1,781	1,642
October	2,118	1,990
November	2,420	2,331
December	2,673	2,567
January	2,910	2,986
February	3,333	3,250
March	3,625	3,482
April	3,782	3,600
May	3,782	3,650
June	3,782	3,649

### QUALITY

	Quantity	Base Number	Contract	AT	Region	England
% of FP17s for the same patient ID Re-attending within 3 months - Children	384	2,690	14.3%	12.0%	12.3%	11.8%
% of FP17s for the same patient ID Re-attending within 3 months - Adults	108	557	19.4%	15.3%	15.9%	15.7%
% of FP17s for the same patient ID Re-attending between 3 & 9 months - Children	956	2,690	35.5%	58.5%	60.2%	58.9%
% of FP17s for the same patient ID Re-attending between 3 & 9 months - Adults	280	557	50.3%	51.2%	53.0%	50.8%
% of FP17s for Band 1 Urgent Courses	242	2,630	9.2%	10.7%	9.1%	9.1%
% of FP17s Relating to Free Repair or Replacements	2	2,630	0.1%	0.9%	1.0%	0.8%
% of FP17s Relating to Continuations	7	2,630	0.3%	0.9%	1.0%	0.9%
% of Patients satisfied with the dentistry they have received	1	1	N/A	94.5%	93.2%	92.5%
% of Patients satisfied with the time they had to wait for an appointment	1	1	N/A	86.4%	88.1%	87.0%

\* This is based on patients treated on this contract for their most recent course of treatment.

Figures in italics indicate the base number of FP17s or Patient Questionnaire responses are less than 100. N/A is shown where the base number of responses is less than 10 during the period. % is calculated as Quantity/Base number\*100

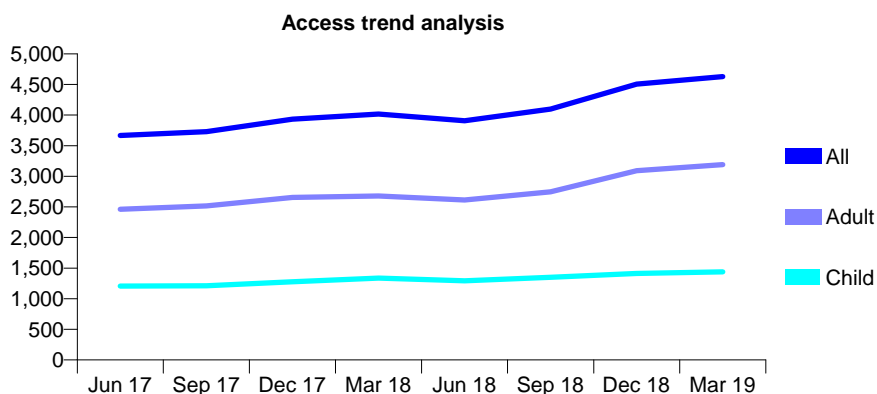
## Q47 - Vital Signs At a Glance Contract Report for 185450/0003 - Year end March 2019

Name or company name	Lancashire Dental Partners
Contract type name	GDS Contract
Purpose of contract	General
Contract start date	01/01/2016
Contract end date	

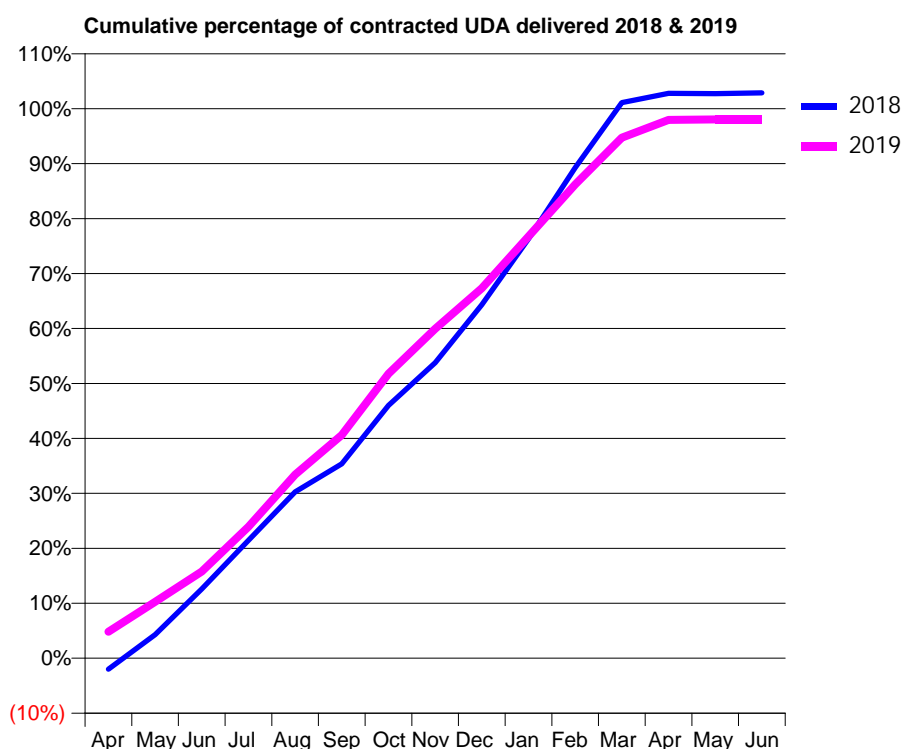
18/19 Contracted general activity (UDA)	15,166
Carry forward general activity (UDA)	-213
18/19 Contracted orthodontic activity (UOA)	0
Carry forward orthodontic activity (UOA)	0
Baseline contract value	£428,763.20

### ACCESS\*

Patients seen in 24 months	Total	Change since previous quarter
Quarter ending March 2018	4,016	
Quarter ending June 2018	3,907	↓
Quarter ending September 2018	4,096	↑
Quarter ending December 2018	4,506	↑
Quarter ending March 2019	4,629	↑
<b>Variance since March 2018</b>	<b>15.3%</b>	<b>↑</b>



### ACTIVITY



Adjusted Scheduled Activity (UDA)		
Month	2018	2019
April	-214	731
May	460	1,559
June	1,344	2,391
July	2,287	3,627
August	3,228	5,071
September	3,773	6,159
October	4,907	7,852
November	5,738	9,090
December	6,860	10,207
January	8,139	11,640
February	9,521	13,074
March	10,783	14,366
April	10,963	14,857
May	10,957	14,865
June	10,972	14,865

### QUALITY

	Quantity	Base Number	Contract	AT	Region	England
% of FP17s for the same patient ID Re-attending within 3 months - Children	253	2,321	10.9%	12.0%	12.3%	11.8%
% of FP17s for the same patient ID Re-attending within 3 months - Adults	725	4,534	16.0%	15.3%	15.9%	15.7%
% of FP17s for the same patient ID Re-attending between 3 & 9 months - Children	1,277	2,321	55.0%	58.5%	60.2%	58.9%
% of FP17s for the same patient ID Re-attending between 3 & 9 months - Adults	2,182	4,534	48.1%	51.2%	53.0%	50.8%
% of FP17s for Band 1 Urgent Courses	531	7,012	7.6%	10.7%	9.1%	9.1%
% of FP17s Relating to Free Repair or Replacements	51	7,012	0.7%	0.9%	1.0%	0.8%
% of FP17s Relating to Continuations	37	7,012	0.5%	0.9%	1.0%	0.9%
% of Patients satisfied with the dentistry they have received	1	1	N/A	94.5%	93.2%	92.5%
% of Patients satisfied with the time they had to wait for an appointment	1	1	N/A	86.4%	88.1%	87.0%

\* This is based on patients treated on this contract for their most recent course of treatment.

Figures in italics indicate the base number of FP17s or Patient Questionnaire responses are less than 100. N/A is shown where the base number of responses is less than 10 during the period. % is calculated as Quantity/Base number\*100



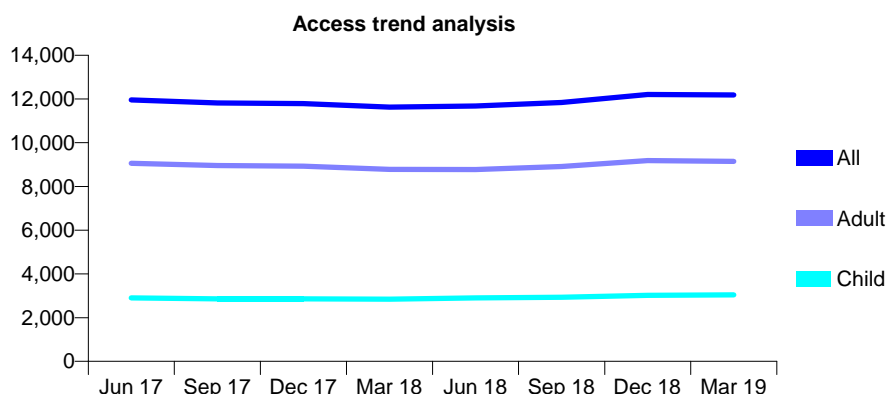
## Q47 - Vital Signs At a Glance Contract Report for 188433/0002 - Year end March 2019

Name or company name	Fleetwood Practice Ltd
Contract type name	GDS Contract
Purpose of contract	General
Contract start date	01/04/2013
Contract end date	

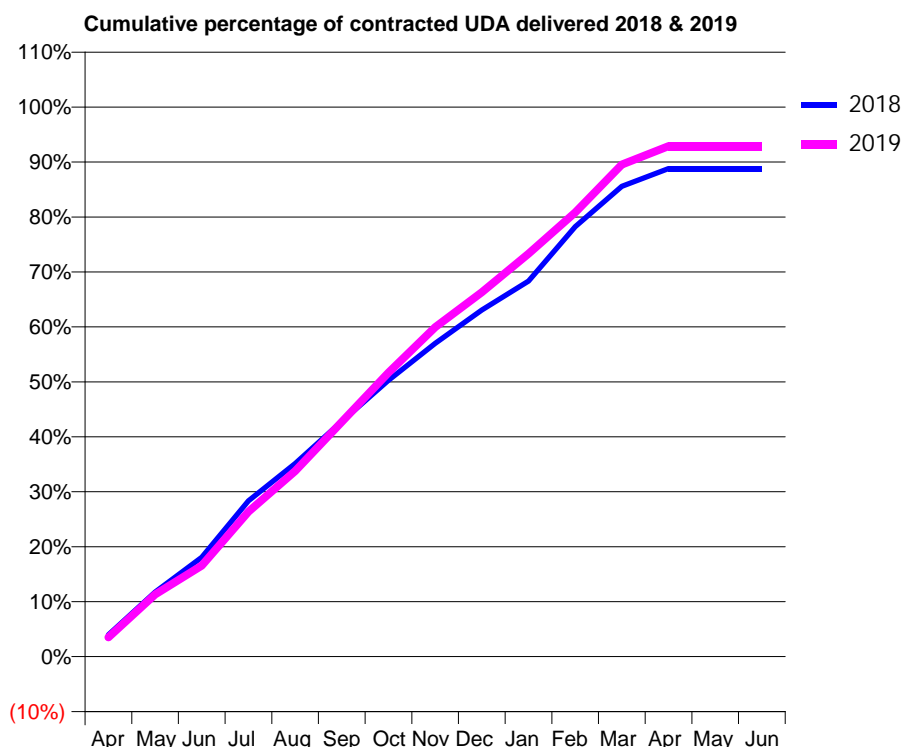
18/19 Contracted general activity (UDA)	44,423
Carry forward general activity (UDA)	0
18/19 Contracted orthodontic activity (UOA)	0
Carry forward orthodontic activity (UOA)	0
Baseline contract value	£1,312,918.52

### ACCESS\*

Patients seen in 24 months	Total	Change since previous quarter
Quarter ending March 2018	11,630	
Quarter ending June 2018	11,676	→
Quarter ending September 2018	11,838	→
Quarter ending December 2018	12,210	↑
Quarter ending March 2019	12,183	→
<b>Variance since March 2018</b>	<b>4.8%</b>	<b>↑</b>



### ACTIVITY



Adjusted Scheduled Activity (UDA)		
Month	2018	2019
April	1,768	1,560
May	5,218	5,024
June	8,027	7,362
July	12,592	11,711
August	15,606	14,999
September	19,009	18,977
October	22,338	22,961
November	25,329	26,636
December	28,009	29,454
January	30,365	32,570
February	34,748	35,898
March	38,014	39,770
April	39,449	41,262
May	39,447	41,257
June	39,447	41,257

### QUALITY

	Quantity	Base Number	Contract	AT	Region	England
% of FP17s for the same patient ID Re-attending within 3 months - Children	234	4,387	5.3%	12.0%	12.3%	11.8%
% of FP17s for the same patient ID Re-attending within 3 months - Adults	1,473	13,688	10.8%	15.3%	15.9%	15.7%
% of FP17s for the same patient ID Re-attending between 3 & 9 months - Children	2,568	4,387	58.5%	58.5%	60.2%	58.9%
% of FP17s for the same patient ID Re-attending between 3 & 9 months - Adults	8,426	13,688	61.6%	51.2%	53.0%	50.8%
% of FP17s for Band 1 Urgent Courses	1,185	18,094	6.5%	10.7%	9.1%	9.1%
% of FP17s Relating to Free Repair or Replacements	192	18,094	1.1%	0.9%	1.0%	0.8%
% of FP17s Relating to Continuations	133	18,094	0.7%	0.9%	1.0%	0.9%
% of Patients satisfied with the dentistry they have received	4	4	N/A	94.5%	93.2%	92.5%
% of Patients satisfied with the time they had to wait for an appointment	4	4	N/A	86.4%	88.1%	87.0%

\* This is based on patients treated on this contract for their most recent course of treatment.

Figures in *italics* indicate the base number of FP17s or Patient Questionnaire responses are less than 100. N/A is shown where the base number of responses is less than 10 during the period. % is calculated as Quantity/Base number\*100

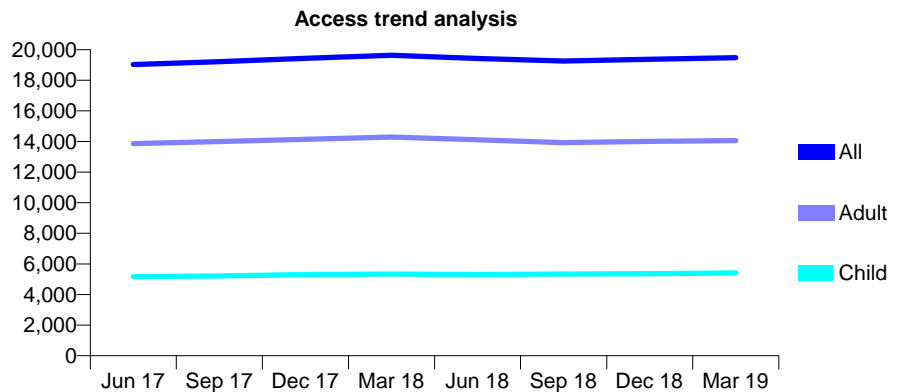
## Q47 - Vital Signs At a Glance Contract Report for 189421/0002 - Year end March 2019

Name or company name	Mayo Dental Clinic Partnership
Contract type name	GDS Contract
Purpose of contract	General
Contract start date	01/01/2012
Contract end date	

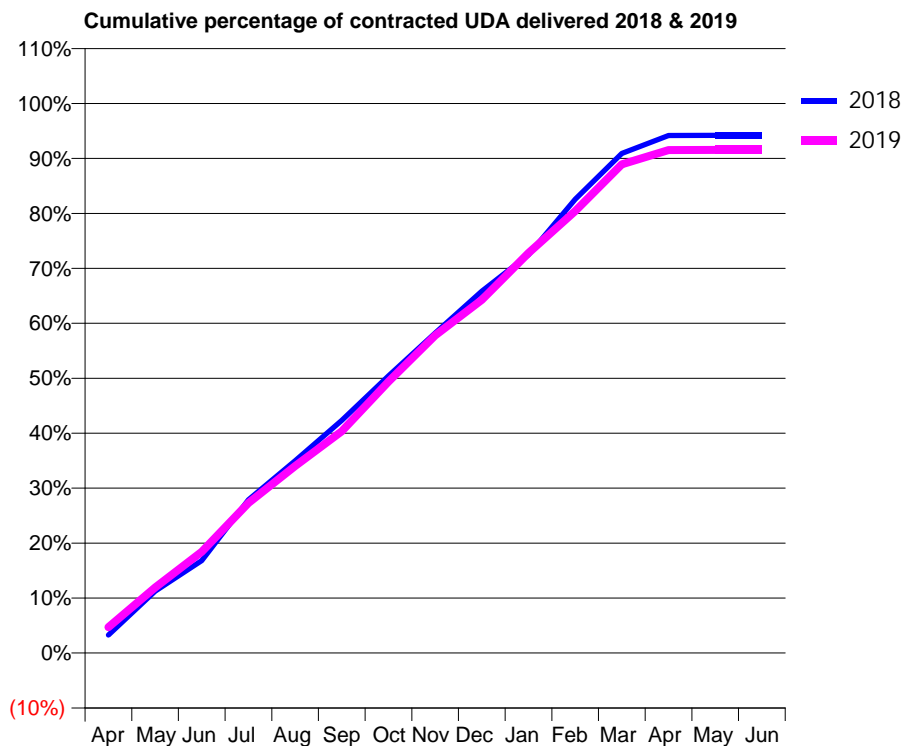
18/19 Contracted general activity (UDA)	61,000
Carry forward general activity (UDA)	0
18/19 Contracted orthodontic activity (UOA)	0
Carry forward orthodontic activity (UOA)	0
Baseline contract value	£1,610,185.93

### ACCESS\*

Patients seen in 24 months	Total	Change since previous quarter
Quarter ending March 2018	19,626	
Quarter ending June 2018	19,425	↓
Quarter ending September 2018	19,256	→
Quarter ending December 2018	19,373	→
Quarter ending March 2019	19,471	→
<b>Variance since March 2018</b>	<b>(0.8%)</b>	<b>→</b>



### ACTIVITY



Adjusted Scheduled Activity (UDA)		
Month	2018	2019
April	2,003	2,875
May	6,880	7,279
June	10,270	11,242
July	17,023	16,658
August	21,347	20,755
September	25,831	24,613
October	30,775	30,114
November	35,522	35,247
December	40,155	39,198
January	44,209	44,404
February	50,365	49,055
March	55,440	54,239
April	57,443	55,830
May	57,450	55,840
June	57,460	55,842

### QUALITY

	Quantity	Base Number	Contract	AT	Region	England
% of FP17s for the same patient ID Re-attending within 3 months - Children	483	7,708	6.3%	12.0%	12.3%	11.8%
% of FP17s for the same patient ID Re-attending within 3 months - Adults	2,674	19,510	13.7%	15.3%	15.9%	15.7%
% of FP17s for the same patient ID Re-attending between 3 & 9 months - Children	4,375	7,708	56.8%	58.5%	60.2%	58.9%
% of FP17s for the same patient ID Re-attending between 3 & 9 months - Adults	10,867	19,510	55.7%	51.2%	53.0%	50.8%
% of FP17s for Band 1 Urgent Courses	2,879	27,033	10.6%	10.7%	9.1%	9.1%
% of FP17s Relating to Free Repair or Replacements	194	27,033	0.7%	0.9%	1.0%	0.8%
% of FP17s Relating to Continuations	192	27,033	0.7%	0.9%	1.0%	0.9%
% of Patients satisfied with the dentistry they have received	13	16	81.3%	94.5%	93.2%	92.5%
% of Patients satisfied with the time they had to wait for an appointment	12	16	75.0%	86.4%	88.1%	87.0%

\* This is based on patients treated on this contract for their most recent course of treatment.

Figures in italics indicate the base number of FP17s or Patient Questionnaire responses are less than 100. N/A is shown where the base number of responses is less than 10 during the period. % is calculated as Quantity/Base number\*100

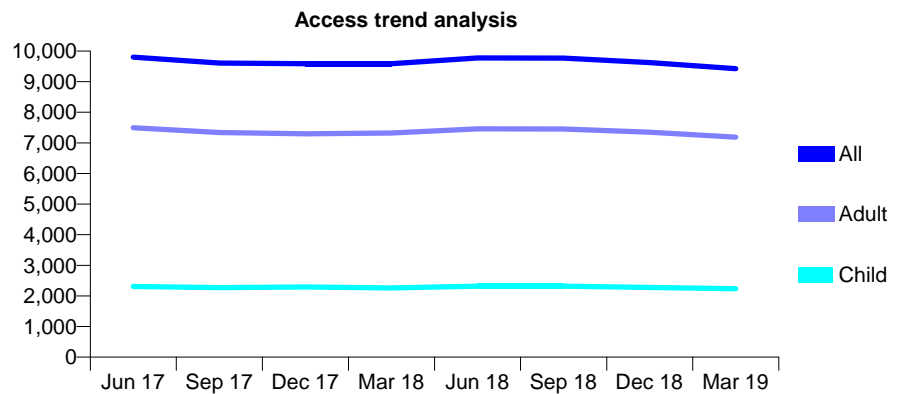
## Q47 - Vital Signs At a Glance Contract Report for 191035/0001 - Year end March 2019

Name or company name	Colne and Earby Dental Practice
Contract type name	GDS Contract
Purpose of contract	General
Contract start date	14/12/2009
Contract end date	

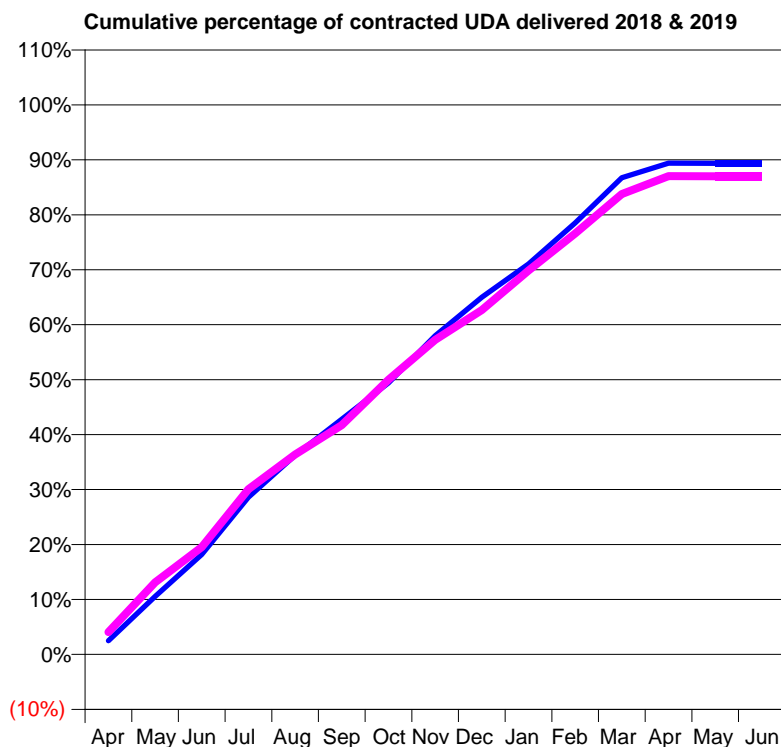
18/19 Contracted general activity (UDA)	27,500
Carry forward general activity (UDA)	0
18/19 Contracted orthodontic activity (UOA)	0
Carry forward orthodontic activity (UOA)	0
Baseline contract value	£878,437.12

### ACCESS\*

Patients seen in 24 months	Total	Change since previous quarter
Quarter ending March 2018	9,588	
Quarter ending June 2018	9,776	→
Quarter ending September 2018	9,770	→
Quarter ending December 2018	9,624	↓
Quarter ending March 2019	9,424	↓
<b>Variance since March 2018</b>	<b>(1.7%)</b>	<b>↓</b>



### ACTIVITY



Adjusted Scheduled Activity (UDA)		
Month	2018	2019
April	682	1,116
May	2,907	3,607
June	5,000	5,366
July	7,870	8,269
August	9,969	10,005
September	11,767	11,476
October	13,594	13,743
November	15,954	15,736
December	17,869	17,233
January	19,536	19,211
February	21,591	21,061
March	23,851	23,031
April	24,579	23,933
May	24,572	23,925
June	24,572	23,925

### QUALITY

	Quantity	Base Number	Contract	AT	Region	England
% of FP17s for the same patient ID Re-attending within 3 months - Children	113	2,515	4.5%	12.0%	12.3%	11.8%
% of FP17s for the same patient ID Re-attending within 3 months - Adults	807	7,370	10.9%	15.3%	15.9%	15.7%
% of FP17s for the same patient ID Re-attending between 3 & 9 months - Children	972	2,515	38.6%	58.5%	60.2%	58.9%
% of FP17s for the same patient ID Re-attending between 3 & 9 months - Adults	2,725	7,370	37.0%	51.2%	53.0%	50.8%
% of FP17s for Band 1 Urgent Courses	711	9,894	7.2%	10.7%	9.1%	9.1%
% of FP17s Relating to Free Repair or Replacements	65	9,894	0.7%	0.9%	1.0%	0.8%
% of FP17s Relating to Continuations	143	9,894	1.4%	0.9%	1.0%	0.9%
% of Patients satisfied with the dentistry they have received	2	2	N/A	94.5%	93.2%	92.5%
% of Patients satisfied with the time they had to wait for an appointment	2	2	N/A	86.4%	88.1%	87.0%

\* This is based on patients treated on this contract for their most recent course of treatment.

Figures in italics indicate the base number of FP17s or Patient Questionnaire responses are less than 100. N/A is shown where the base number of responses is less than 10 during the period. % is calculated as Quantity/Base number\*100

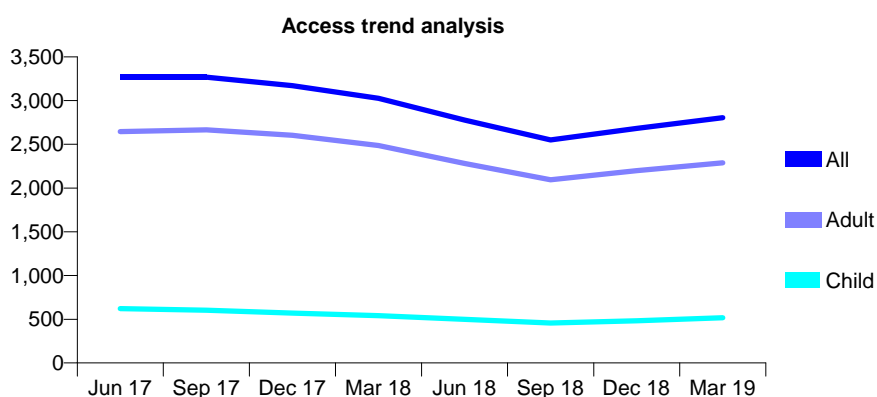
## Q47 - Vital Signs At a Glance Contract Report for 191035/0002 - Year end March 2019

Name or company name	Early Dental Practice Partnership
Contract type name	GDS Contract
Purpose of contract	General
Contract start date	14/12/2009
Contract end date	

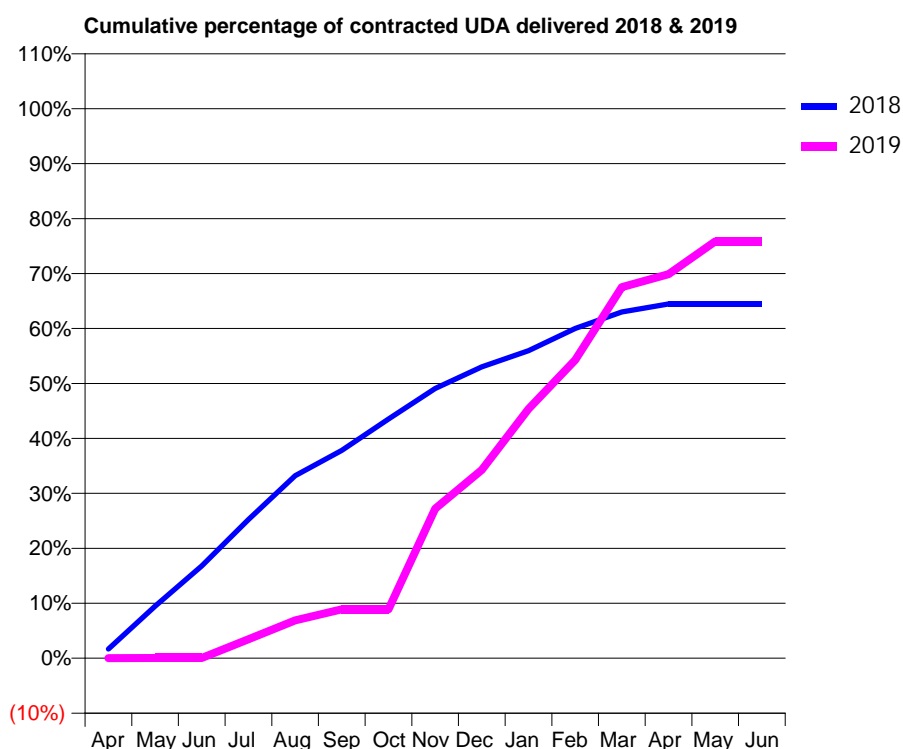
18/19 Contracted general activity (UDA)	10,200
Carry forward general activity (UDA)	0
18/19 Contracted orthodontic activity (UOA)	0
Carry forward orthodontic activity (UOA)	0
Baseline contract value	£261,481.43

### ACCESS\*

Patients seen in 24 months	Total	Change since previous quarter
Quarter ending March 2018	3,027	
Quarter ending June 2018	2,778	↓
Quarter ending September 2018	2,551	↓
Quarter ending December 2018	2,682	↑
Quarter ending March 2019	2,804	↑
<b>Variance since March 2018</b>	<b>(7.4%)</b>	<b>↓</b>



### ACTIVITY



Adjusted Scheduled Activity (UDA)		
Month	2018	2019
April	171	0
May	967	4
June	1,712	4
July	2,575	353
August	3,386	701
September	3,857	907
October	4,439	907
November	5,005	2,775
December	5,407	3,495
January	5,709	4,628
February	6,119	5,536
March	6,428	6,888
April	6,575	7,127
May	6,575	7,737
June	6,575	7,737

### QUALITY

	Quantity	Base Number	Contract	AT	Region	England
% of FP17s for the same patient ID Re-attending within 3 months - Children	13	468	2.8%	12.0%	12.3%	11.8%
% of FP17s for the same patient ID Re-attending within 3 months - Adults	175	1,948	9.0%	15.3%	15.9%	15.7%
% of FP17s for the same patient ID Re-attending between 3 & 9 months - Children	41	468	8.8%	58.5%	60.2%	58.9%
% of FP17s for the same patient ID Re-attending between 3 & 9 months - Adults	317	1,948	16.3%	51.2%	53.0%	50.8%
% of FP17s for Band 1 Urgent Courses	52	2,641	2.0%	10.7%	9.1%	9.1%
% of FP17s Relating to Free Repair or Replacements	97	2,641	3.7%	0.9%	1.0%	0.8%
% of FP17s Relating to Continuations	59	2,641	2.2%	0.9%	1.0%	0.9%
% of Patients satisfied with the dentistry they have received	1	2	N/A	94.5%	93.2%	92.5%
% of Patients satisfied with the time they had to wait for an appointment	1	2	N/A	86.4%	88.1%	87.0%

\* This is based on patients treated on this contract for their most recent course of treatment. Figures in italics indicate the base number of FP17s or Patient Questionnaire responses are less than 100. N/A is shown where the base number of responses is less than 10 during the period. % is calculated as Quantity/Base number\*100

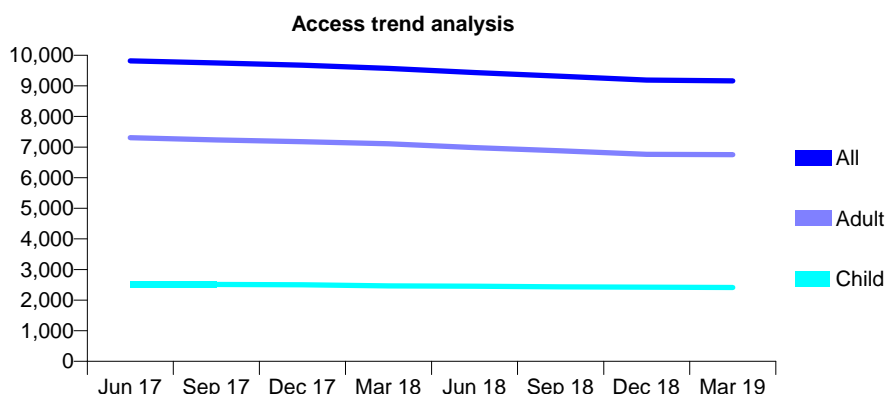
## Q47 - Vital Signs At a Glance Contract Report for 191493/0001 - Year end March 2019

Name or company name	Euxton (No1) Limited
Contract type name	GDS Contract
Purpose of contract	General
Contract start date	01/11/2007
Contract end date	

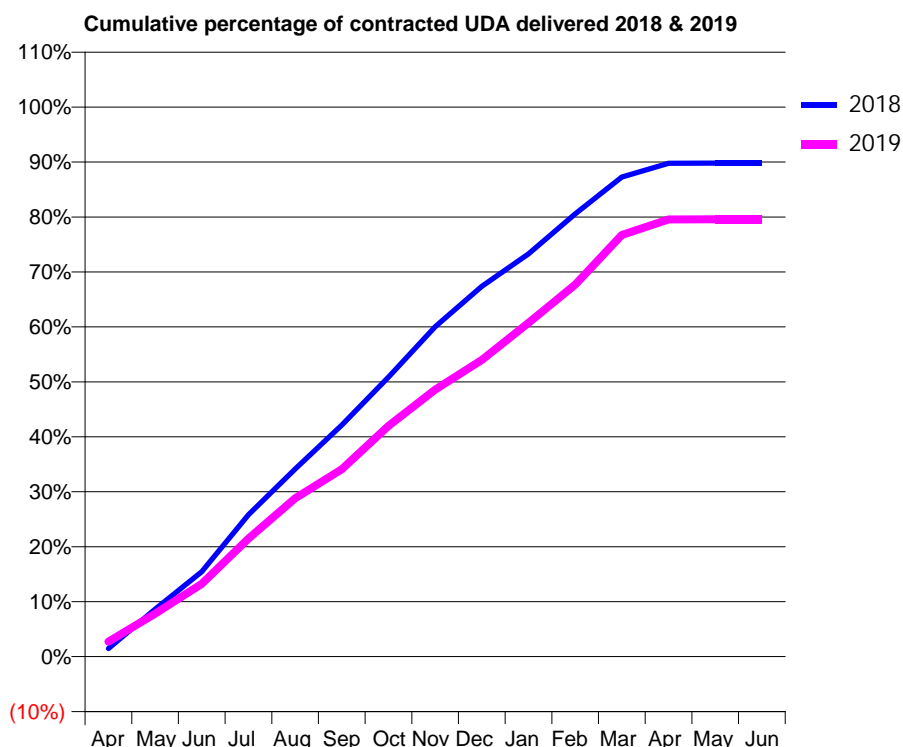
18/19 Contracted general activity (UDA)	28,458
Carry forward general activity (UDA)	0
18/19 Contracted orthodontic activity (UOA)	0
Carry forward orthodontic activity (UOA)	0
Baseline contract value	£785,188.74

### ACCESS\*

Patients seen in 24 months	Total	Change since previous quarter
Quarter ending March 2018	9,569	
Quarter ending June 2018	9,437	↓
Quarter ending September 2018	9,313	↓
Quarter ending December 2018	9,190	↓
Quarter ending March 2019	9,162	→
<b>Variance since March 2018</b>	<b>(4.3%)</b>	<b>↓</b>



### ACTIVITY



Adjusted Scheduled Activity (UDA)		
Month	2018	2019
April	419	775
May	2,459	2,229
June	4,397	3,767
July	7,343	6,115
August	9,721	8,200
September	11,994	9,701
October	14,473	11,947
November	17,085	13,826
December	19,177	15,361
January	20,851	17,281
February	22,921	19,266
March	24,830	21,835
April	25,550	22,644
May	25,555	22,646
June	25,559	22,646

### QUALITY

	Quantity	Base Number	Contract	AT	Region	England
% of FP17s for the same patient ID Re-attending within 3 months - Children	220	3,753	5.9%	12.0%	12.3%	11.8%
% of FP17s for the same patient ID Re-attending within 3 months - Adults	775	8,861	8.7%	15.3%	15.9%	15.7%
% of FP17s for the same patient ID Re-attending between 3 & 9 months - Children	2,287	3,753	60.9%	58.5%	60.2%	58.9%
% of FP17s for the same patient ID Re-attending between 3 & 9 months - Adults	5,141	8,861	58.0%	51.2%	53.0%	50.8%
% of FP17s for Band 1 Urgent Courses	458	12,655	3.6%	10.7%	9.1%	9.1%
% of FP17s Relating to Free Repair or Replacements	89	12,655	0.7%	0.9%	1.0%	0.8%
% of FP17s Relating to Continuations	182	12,655	1.4%	0.9%	1.0%	0.9%
% of Patients satisfied with the dentistry they have received	1	1	N/A	94.5%	93.2%	92.5%
% of Patients satisfied with the time they had to wait for an appointment	1	1	N/A	86.4%	88.1%	87.0%

\* This is based on patients treated on this contract for their most recent course of treatment.  
 Figures in *italics* indicate the base number of FP17s or Patient Questionnaire responses are less than 100. N/A is shown where the base number of responses is less than 10 during the period. % is calculated as Quantity/Base number\*100

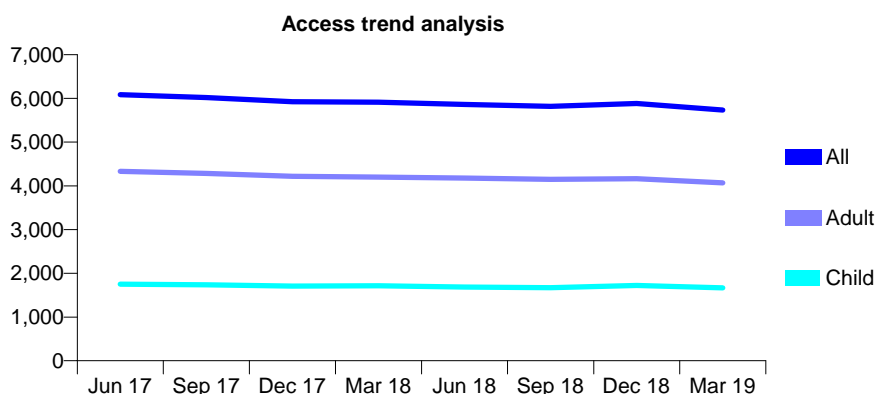
## Q47 - Vital Signs At a Glance Contract Report for 194573/0001 - Year end March 2019

Name or company name	Jones Dental Practice
Contract type name	GDS Contract
Purpose of contract	General
Contract start date	01/06/2010
Contract end date	

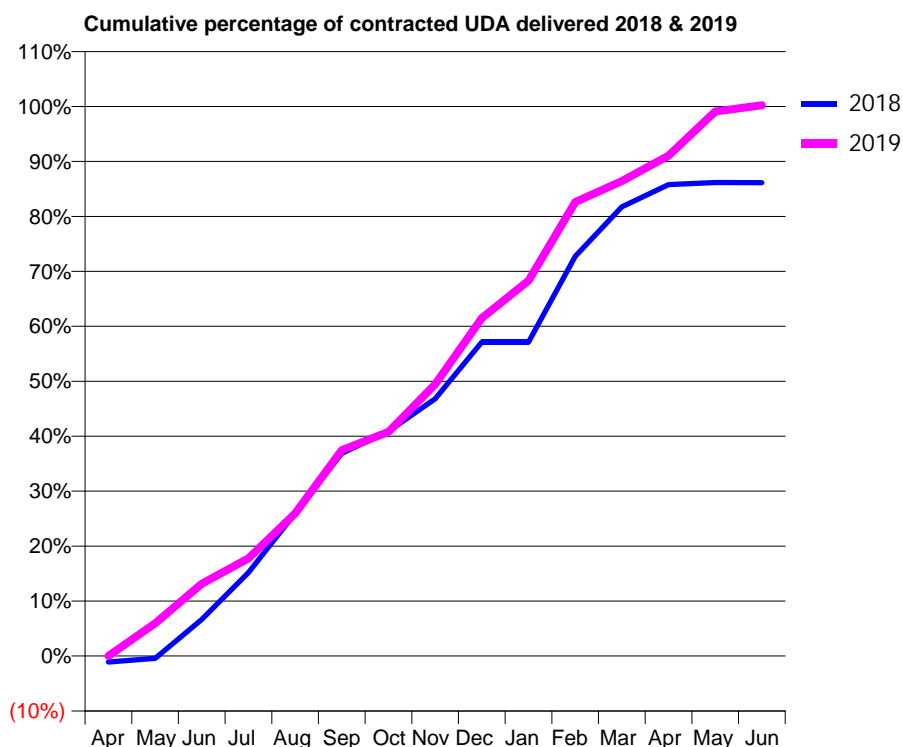
18/19 Contracted general activity (UDA)	16,357
Carry forward general activity (UDA)	0
18/19 Contracted orthodontic activity (UOA)	0
Carry forward orthodontic activity (UOA)	0
Baseline contract value	£450,550.23

### ACCESS\*

Patients seen in 24 months	Total	Change since previous quarter
Quarter ending March 2018	5,913	
Quarter ending June 2018	5,861	→
Quarter ending September 2018	5,819	→
Quarter ending December 2018	5,884	→
Quarter ending March 2019	5,734	↓
<b>Variance since March 2018</b>	<b>(3.0%)</b>	<b>↓</b>



### ACTIVITY



Adjusted Scheduled Activity (UDA)		
Month	2018	2019
April	-179	0
May	-75	976
June	1,091	2,151
July	2,486	2,909
August	4,254	4,249
September	6,035	6,129
October	6,691	6,670
November	7,659	8,091
December	9,343	10,058
January	9,343	11,173
February	11,898	13,508
March	13,366	14,136
April	14,030	14,893
May	14,091	16,210
June	14,087	16,397

### QUALITY

	Quantity	Base Number	Contract	AT	Region	England
% of FP17s for the same patient ID Re-attending within 3 months - Children	768	3,228	23.8%	12.0%	12.3%	11.8%
% of FP17s for the same patient ID Re-attending within 3 months - Adults	891	5,880	15.2%	15.3%	15.9%	15.7%
% of FP17s for the same patient ID Re-attending between 3 & 9 months - Children	1,843	3,228	57.1%	58.5%	60.2%	58.9%
% of FP17s for the same patient ID Re-attending between 3 & 9 months - Adults	3,670	5,880	62.4%	51.2%	53.0%	50.8%
% of FP17s for Band 1 Urgent Courses	433	8,297	5.2%	10.7%	9.1%	9.1%
% of FP17s Relating to Free Repair or Replacements	16	8,297	0.2%	0.9%	1.0%	0.8%
% of FP17s Relating to Continuations	7	8,297	0.1%	0.9%	1.0%	0.9%
% of Patients satisfied with the dentistry they have received	2	2	N/A	94.5%	93.2%	92.5%
% of Patients satisfied with the time they had to wait for an appointment	2	2	N/A	86.4%	88.1%	87.0%

\* This is based on patients treated on this contract for their most recent course of treatment.

Figures in italics indicate the base number of FP17s or Patient Questionnaire responses are less than 100. N/A is shown where the base number of responses is less than 10 during the period. % is calculated as Quantity/Base number\*100

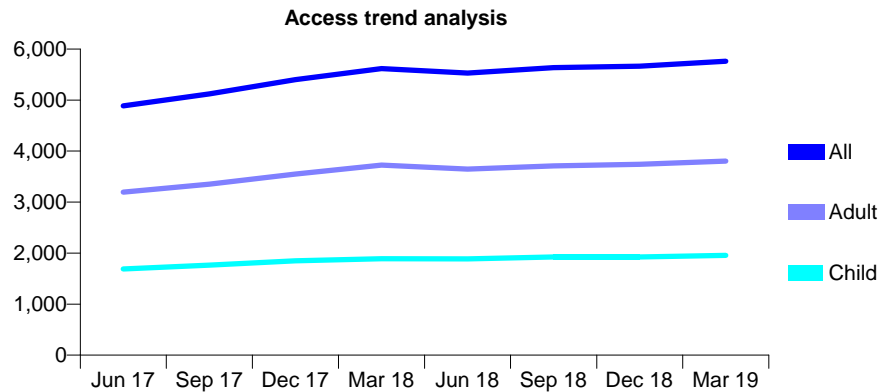
## Q47 - Vital Signs At a Glance Contract Report for 197211/0001 - Year end March 2019

Name or company name	Drakes Dental Care
Contract type name	GDS Contract
Purpose of contract	General
Contract start date	26/12/2012
Contract end date	

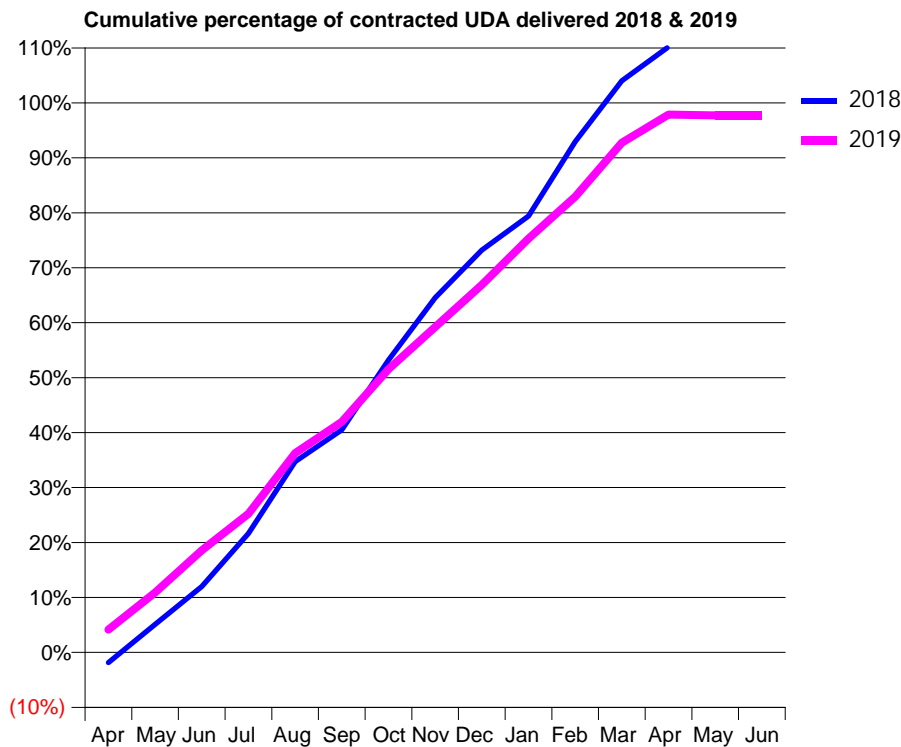
18/19 Contracted general activity (UDA)	15,403
Carry forward general activity (UDA)	0
18/19 Contracted orthodontic activity (UOA)	0
Carry forward orthodontic activity (UOA)	0
Baseline contract value	£429,458.70

### ACCESS\*

Patients seen in 24 months	Total	Change since previous quarter
Quarter ending March 2018	5,618	
Quarter ending June 2018	5,531	↓
Quarter ending September 2018	5,634	→
Quarter ending December 2018	5,665	→
Quarter ending March 2019	5,761	→
<b>Variance since March 2018</b>	<b>2.5%</b>	<b>↑</b>



### ACTIVITY



Adjusted Scheduled Activity (UDA)		
Month	2018	2019
April	-289	642
May	786	1,682
June	1,849	2,860
July	3,335	3,887
August	5,351	5,587
September	6,235	6,462
October	8,195	7,938
November	9,942	9,123
December	11,274	10,299
January	12,227	11,598
February	14,318	12,775
March	16,021	14,286
April	16,975	15,073
May	16,976	15,052
June	16,998	15,052

### QUALITY

	Quantity	Base Number	Contract	AT	Region	England
% of FP17s for the same patient ID Re-attending within 3 months - Children	339	2,943	11.5%	12.0%	12.3%	11.8%
% of FP17s for the same patient ID Re-attending within 3 months - Adults	609	4,592	13.3%	15.3%	15.9%	15.7%
% of FP17s for the same patient ID Re-attending between 3 & 9 months - Children	1,763	2,943	59.9%	58.5%	60.2%	58.9%
% of FP17s for the same patient ID Re-attending between 3 & 9 months - Adults	2,457	4,592	53.5%	51.2%	53.0%	50.8%
% of FP17s for Band 1 Urgent Courses	725	7,469	9.7%	10.7%	9.1%	9.1%
% of FP17s Relating to Free Repair or Replacements	43	7,469	0.6%	0.9%	1.0%	0.8%
% of FP17s Relating to Continuations	15	7,469	0.2%	0.9%	1.0%	0.9%
% of Patients satisfied with the dentistry they have received	6	6	N/A	94.5%	93.2%	92.5%
% of Patients satisfied with the time they had to wait for an appointment	5	6	N/A	86.4%	88.1%	87.0%

\* This is based on patients treated on this contract for their most recent course of treatment.

Figures in italics indicate the base number of FP17s or Patient Questionnaire responses are less than 100. N/A is shown where the base number of responses is less than 10 during the period. % is calculated as Quantity/Base number\*100



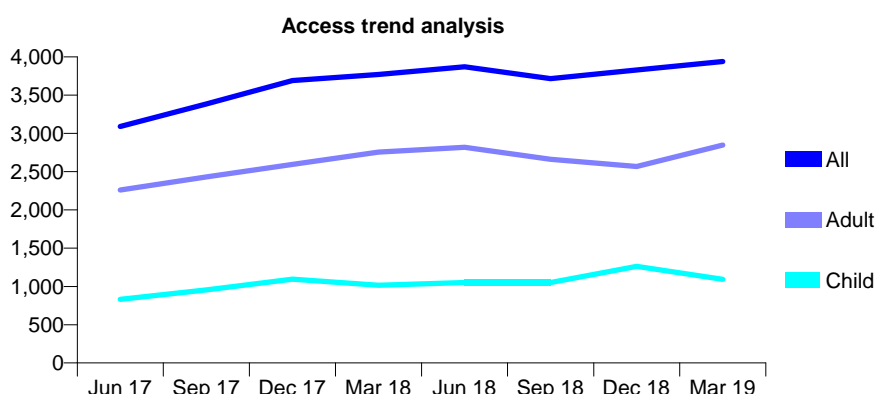
## Q47 - Vital Signs At a Glance Contract Report for 197416/0002 - Year end March 2019

Name or company name	Whitworth Dental Care Limited
Contract type name	GDS Contract
Purpose of contract	General
Contract start date	01/04/2013
Contract end date	

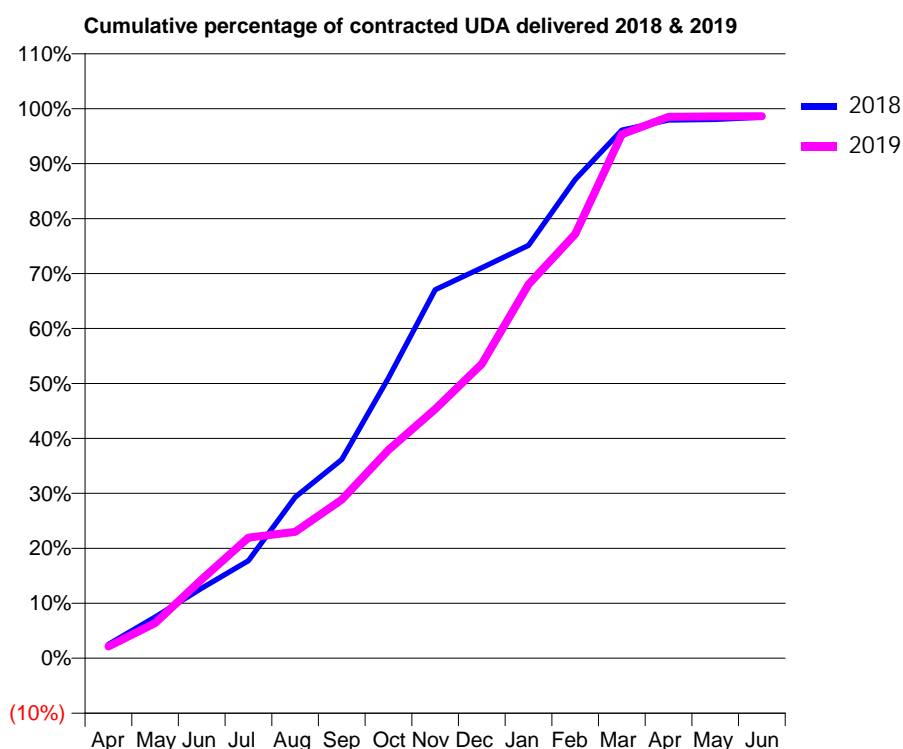
18/19 Contracted general activity (UDA)	9,000
Carry forward general activity (UDA)	141
18/19 Contracted orthodontic activity (UOA)	0
Carry forward orthodontic activity (UOA)	0
Baseline contract value	£298,419.17

### ACCESS\*

Patients seen in 24 months	Total	Change since previous quarter
Quarter ending March 2018	3,769	
Quarter ending June 2018	3,870	↑
Quarter ending September 2018	3,715	↓
Quarter ending December 2018	3,829	↑
Quarter ending March 2019	3,939	↑
<b>Variance since March 2018</b>	<b>4.5%</b>	<b>↑</b>



### ACTIVITY



Adjusted Scheduled Activity (UDA)		
Month	2018	2019
April	227	193
May	676	575
June	1,148	1,291
July	1,598	1,974
August	2,636	2,070
September	3,254	2,595
October	4,592	3,410
November	6,035	4,081
December	6,394	4,818
January	6,761	6,121
February	7,843	6,947
March	8,649	8,580
April	8,813	8,866
May	8,822	8,873
June	8,859	8,875

### QUALITY

	Quantity	Base Number	Contract	AT	Region	England
% of FP17s for the same patient ID Re-attending within 3 months - Children	188	2,465	7.6%	12.0%	12.3%	11.8%
% of FP17s for the same patient ID Re-attending within 3 months - Adults	171	2,753	6.2%	15.3%	15.9%	15.7%
% of FP17s for the same patient ID Re-attending between 3 & 9 months - Children	1,071	2,465	43.4%	58.5%	60.2%	58.9%
% of FP17s for the same patient ID Re-attending between 3 & 9 months - Adults	581	2,753	21.1%	51.2%	53.0%	50.8%
% of FP17s for Band 1 Urgent Courses	242	5,022	4.8%	10.7%	9.1%	9.1%
% of FP17s Relating to Free Repair or Replacements	4	5,022	0.1%	0.9%	1.0%	0.8%
% of FP17s Relating to Continuations	13	5,022	0.3%	0.9%	1.0%	0.9%
% of Patients satisfied with the dentistry they have received	3	3	N/A	94.5%	93.2%	92.5%
% of Patients satisfied with the time they had to wait for an appointment	3	3	N/A	86.4%	88.1%	87.0%

\* This is based on patients treated on this contract for their most recent course of treatment.

Figures in italics indicate the base number of FP17s or Patient Questionnaire responses are less than 100. N/A is shown where the base number of responses is less than 10 during the period. % is calculated as Quantity/Base number\*100

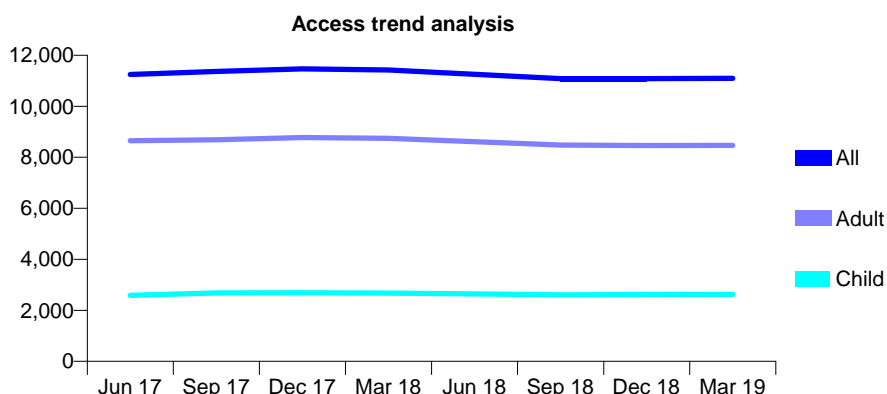
## Q47 - Vital Signs At a Glance Contract Report for 198447/0001 - Year end March 2019

Name or company name	Dentistry 4 All
Contract type name	Pilot Contract
Purpose of contract	General and Orthodontic
Contract start date	01/04/2009
Contract end date	

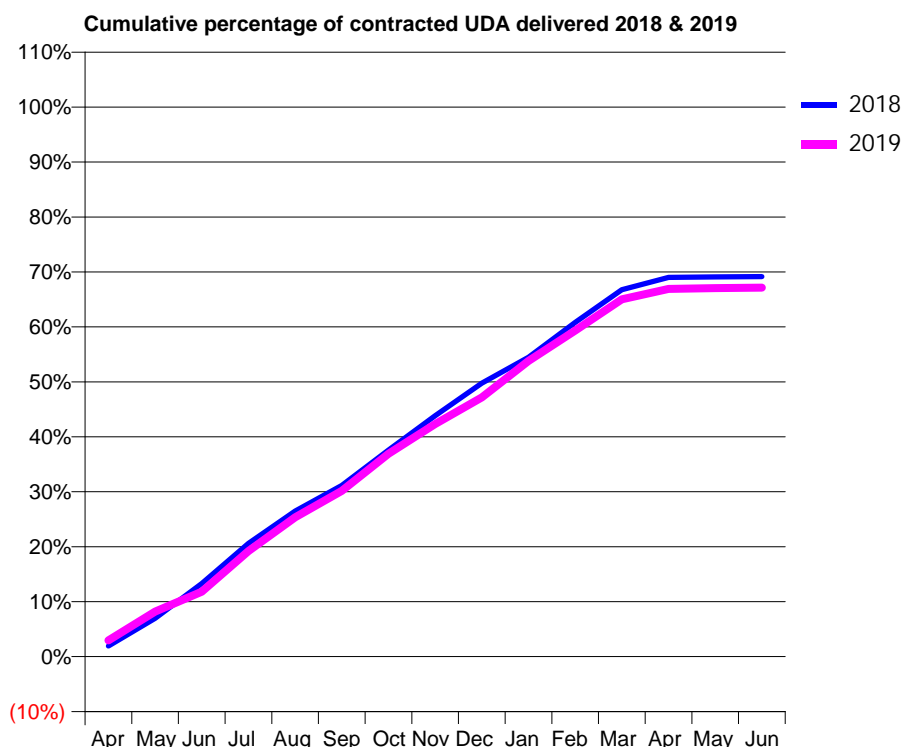
18/19 Contracted general activity (UDA)	34,000
Carry forward general activity (UDA)	0
18/19 Contracted orthodontic activity (UOA)	1,000
Carry forward orthodontic activity (UOA)	-5
Baseline contract value	£1,178,802.20

### ACCESS\*

Patients seen in 24 months	Total	Change since previous quarter
Quarter ending March 2018	11,423	
Quarter ending June 2018	11,255	↓
Quarter ending September 2018	11,083	↓
Quarter ending December 2018	11,083	→
Quarter ending March 2019	11,099	→
<b>Variance since March 2018</b>	<b>(2.8%)</b>	<b>↓</b>



### ACTIVITY



Adjusted Scheduled Activity (UDA)		
Month	2018	2019
April	658	1,002
May	2,372	2,781
June	4,525	4,011
July	7,006	6,533
August	9,008	8,620
September	10,593	10,254
October	12,779	12,552
November	14,902	14,393
December	16,915	16,033
January	18,521	18,300
February	20,681	20,179
March	22,706	22,110
April	23,464	22,752
May	23,498	22,798
June	23,508	22,827

### QUALITY

	Quantity	Base Number	Contract	AT	Region	England
% of FP17s for the same patient ID Re-attending within 3 months - Children	290	3,685	7.9%	12.0%	12.3%	11.8%
% of FP17s for the same patient ID Re-attending within 3 months - Adults	1,144	8,999	12.7%	15.3%	15.9%	15.7%
% of FP17s for the same patient ID Re-attending between 3 & 9 months - Children	2,036	3,685	55.3%	58.5%	60.2%	58.9%
% of FP17s for the same patient ID Re-attending between 3 & 9 months - Adults	2,976	8,999	33.1%	51.2%	53.0%	50.8%
% of FP17s for Band 1 Urgent Courses	751	11,429	6.6%	10.7%	9.1%	9.1%
% of FP17s Relating to Free Repair or Replacements	25	11,429	0.2%	0.9%	1.0%	0.8%
% of FP17s Relating to Continuations	44	11,429	0.4%	0.9%	1.0%	0.9%
% of Patients satisfied with the dentistry they have received	2	2	N/A	94.5%	93.2%	92.5%
% of Patients satisfied with the time they had to wait for an appointment	2	2	N/A	86.4%	88.1%	87.0%

\* This is based on patients treated on this contract for their most recent course of treatment.  
 Figures in *italics* indicate the base number of FP17s or Patient Questionnaire responses are less than 100. N/A is shown where the base number of responses is less than 10 during the period. % is calculated as Quantity/Base number\*100

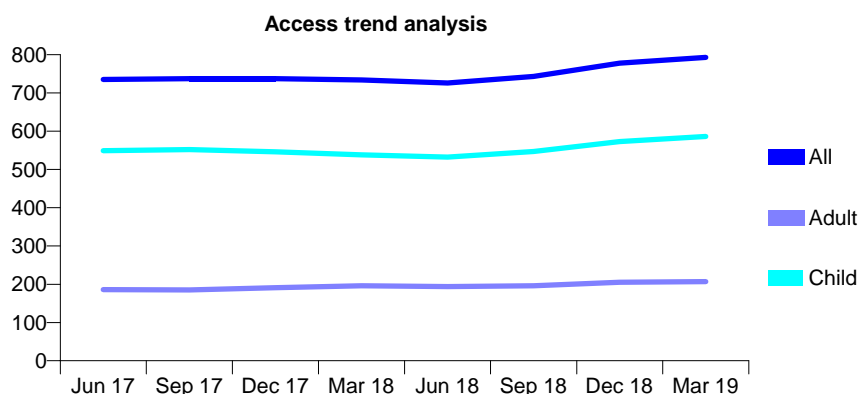
## Q47 - Vital Signs At a Glance Contract Report for 199095/0001 - Year end March 2019

Name or company name	Aughton Dental Practice
Contract type name	GDS Contract
Purpose of contract	General
Contract start date	31/08/2012
Contract end date	

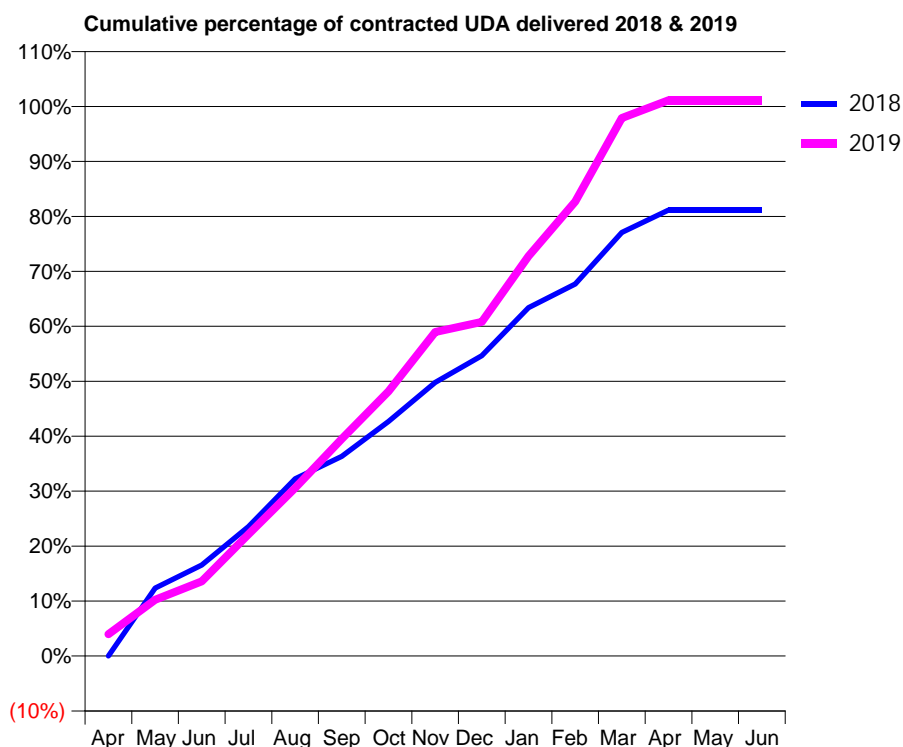
18/19 Contracted general activity (UDA)	2,000
Carry forward general activity (UDA)	-37
18/19 Contracted orthodontic activity (UOA)	0
Carry forward orthodontic activity (UOA)	0
Baseline contract value	£59,530.50

### ACCESS\*

Patients seen in 24 months	Total	Change since previous quarter
Quarter ending March 2018	734	
Quarter ending June 2018	726	↓
Quarter ending September 2018	743	↑
Quarter ending December 2018	778	↑
Quarter ending March 2019	793	→
<b>Variance since March 2018</b>	<b>8.0%</b>	<b>↑</b>



### ACTIVITY



Adjusted Scheduled Activity (UDA)		
Month	2018	2019
April	0	80
May	247	205
June	331	272
July	471	443
August	645	612
September	727	790
October	854	963
November	996	1,179
December	1,093	1,216
January	1,268	1,455
February	1,354	1,654
March	1,541	1,958
April	1,623	2,023
May	1,623	2,023
June	1,623	2,023

### QUALITY

	Quantity	Base Number	Contract	AT	Region	England
% of FP17s for the same patient ID Re-attending within 3 months - Children	270	1,611	16.8%	12.0%	12.3%	11.8%
% of FP17s for the same patient ID Re-attending within 3 months - Adults	21	256	8.2%	15.3%	15.9%	15.7%
% of FP17s for the same patient ID Re-attending between 3 & 9 months - Children	986	1,611	61.2%	58.5%	60.2%	58.9%
% of FP17s for the same patient ID Re-attending between 3 & 9 months - Adults	148	256	57.8%	51.2%	53.0%	50.8%
% of FP17s for Band 1 Urgent Courses	48	1,529	3.1%	10.7%	9.1%	9.1%
% of FP17s Relating to Free Repair or Replacements	1	1,529	0.1%	0.9%	1.0%	0.8%
% of FP17s Relating to Continuations	30	1,529	2.0%	0.9%	1.0%	0.9%
% of Patients satisfied with the dentistry they have received	0	0	N/A	94.5%	93.2%	92.5%
% of Patients satisfied with the time they had to wait for an appointment	0	0	N/A	86.4%	88.1%	87.0%

\* This is based on patients treated on this contract for their most recent course of treatment.

Figures in italics indicate the base number of FP17s or Patient Questionnaire responses are less than 100. N/A is shown where the base number of responses is less than 10 during the period. % is calculated as Quantity/Base number\*100

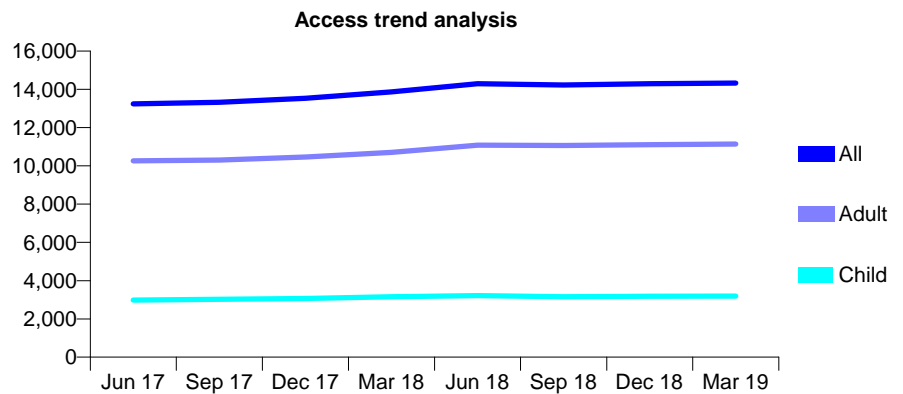
## Q47 - Vital Signs At a Glance Contract Report for 199710/0001 - Year end March 2019

Name or company name	BROCK STREET DENTAL PRACTICE LTD
Contract type name	GDS Contract
Purpose of contract	General
Contract start date	01/04/2010
Contract end date	

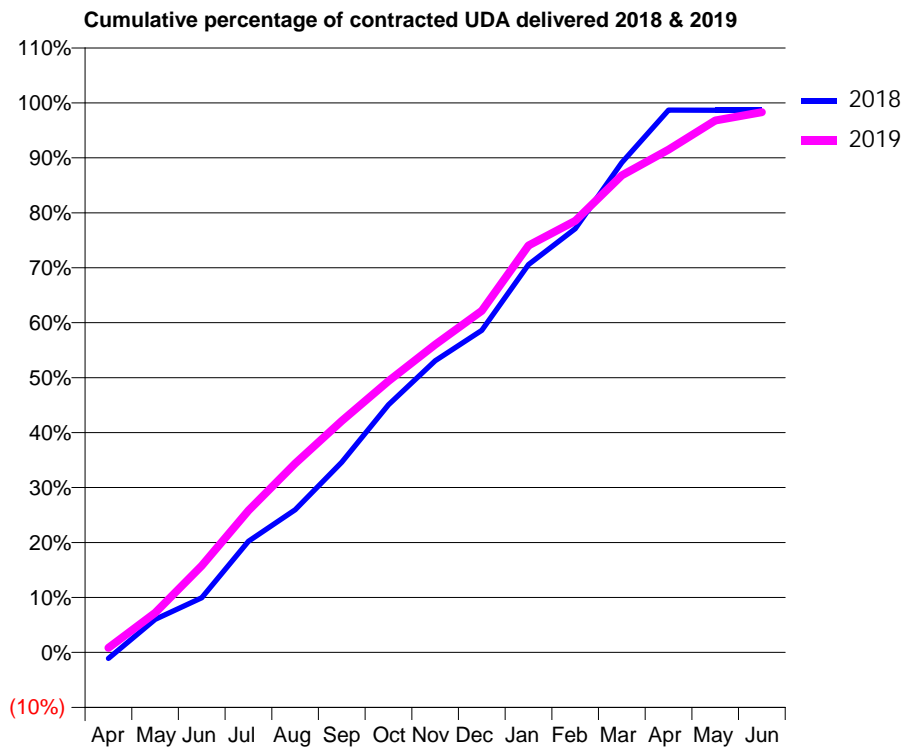
18/19 Contracted general activity (UDA)	36,251
Carry forward general activity (UDA)	488
18/19 Contracted orthodontic activity (UOA)	0
Carry forward orthodontic activity (UOA)	0
Baseline contract value	£1,072,658.12

### ACCESS\*

Patients seen in 24 months	Total	Change since previous quarter
Quarter ending March 2018	13,862	
Quarter ending June 2018	14,295	↑
Quarter ending September 2018	14,229	→
Quarter ending December 2018	14,292	→
Quarter ending March 2019	14,330	→
<b>Variance since March 2018</b>	<b>3.4%</b>	<b>↑</b>



### ACTIVITY



Adjusted Scheduled Activity (UDA)		
Month	2018	2019
April	-396	299
May	2,184	2,613
June	3,615	5,714
July	7,333	9,367
August	9,404	12,465
September	12,547	15,266
October	16,340	17,900
November	19,242	20,309
December	21,246	22,532
January	25,584	26,841
February	27,954	28,467
March	32,310	31,464
April	35,769	33,169
May	35,763	35,090
June	35,763	35,628

### QUALITY

	Quantity	Base Number	Contract	AT	Region	England
% of FP17s for the same patient ID Re-attending within 3 months - Children	363	4,951	7.3%	12.0%	12.3%	11.8%
% of FP17s for the same patient ID Re-attending within 3 months - Adults	2,561	14,511	17.6%	15.3%	15.9%	15.7%
% of FP17s for the same patient ID Re-attending between 3 & 9 months - Children	3,451	4,951	69.7%	58.5%	60.2%	58.9%
% of FP17s for the same patient ID Re-attending between 3 & 9 months - Adults	5,234	14,511	36.1%	51.2%	53.0%	50.8%
% of FP17s for Band 1 Urgent Courses	2,870	19,865	14.4%	10.7%	9.1%	9.1%
% of FP17s Relating to Free Repair or Replacements	280	19,865	1.4%	0.9%	1.0%	0.8%
% of FP17s Relating to Continuations	142	19,865	0.7%	0.9%	1.0%	0.9%
% of Patients satisfied with the dentistry they have received	18	18	100.0%	94.5%	93.2%	92.5%
% of Patients satisfied with the time they had to wait for an appointment	17	18	94.4%	86.4%	88.1%	87.0%

\* This is based on patients treated on this contract for their most recent course of treatment. Figures in italics indicate the base number of FP17s or Patient Questionnaire responses are less than 100. N/A is shown where the base number of responses is less than 10 during the period. % is calculated as Quantity/Base number\*100

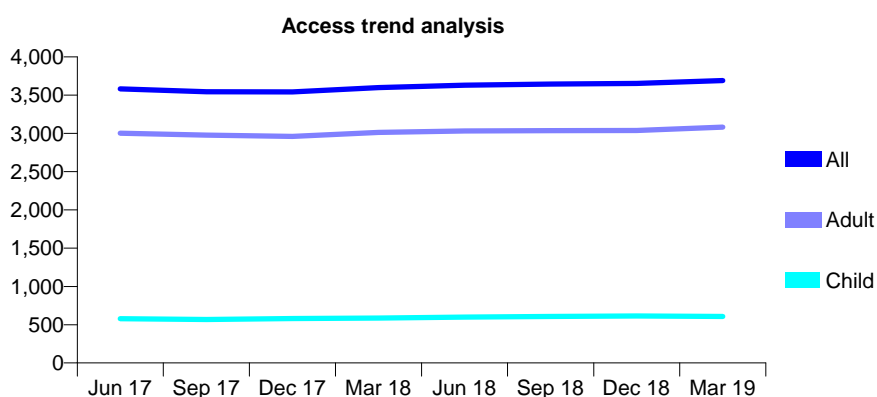
## Q47 - Vital Signs At a Glance Contract Report for 208582/0001 - Year end March 2019

Name or company name	MR S DITCHFIELD
Contract type name	GDS Contract
Purpose of contract	General
Contract start date	01/04/2006
Contract end date	

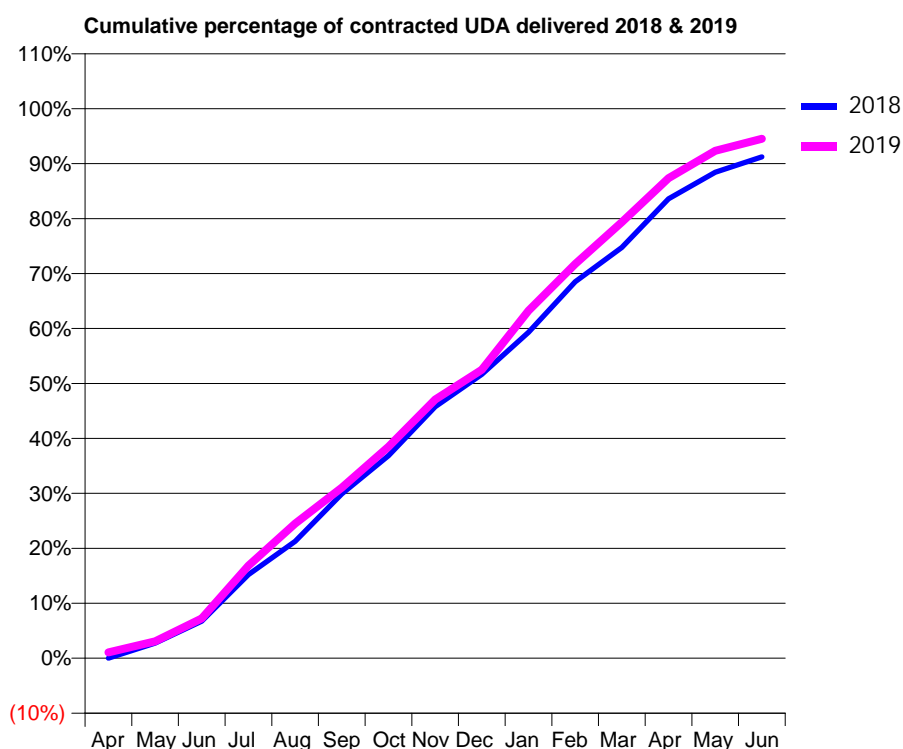
18/19 Contracted general activity (UDA)	11,235
Carry forward general activity (UDA)	0
18/19 Contracted orthodontic activity (UOA)	0
Carry forward orthodontic activity (UOA)	0
Baseline contract value	£372,531.11

### ACCESS\*

Patients seen in 24 months	Total	Change since previous quarter
Quarter ending March 2018	3,599	
Quarter ending June 2018	3,629	→
Quarter ending September 2018	3,643	→
Quarter ending December 2018	3,653	→
Quarter ending March 2019	3,690	→
<b>Variance since March 2018</b>	<b>2.5%</b>	<b>↑</b>



### ACTIVITY



Adjusted Scheduled Activity (UDA)		
Month	2018	2019
April	0	122
May	311	344
June	759	814
July	1,710	1,894
August	2,390	2,751
September	3,358	3,486
October	4,140	4,322
November	5,141	5,290
December	5,803	5,898
January	6,663	7,102
February	7,698	8,060
March	8,400	8,913
April	9,391	9,813
May	9,936	10,372
June	10,250	10,617

### QUALITY

	Quantity	Base Number	Contract	AT	Region	England
% of FP17s for the same patient ID Re-attending within 3 months - Children	89	824	10.8%	12.0%	12.3%	11.8%
% of FP17s for the same patient ID Re-attending within 3 months - Adults	593	4,797	12.4%	15.3%	15.9%	15.7%
% of FP17s for the same patient ID Re-attending between 3 & 9 months - Children	351	824	42.6%	58.5%	60.2%	58.9%
% of FP17s for the same patient ID Re-attending between 3 & 9 months - Adults	2,755	4,797	57.4%	51.2%	53.0%	50.8%
% of FP17s for Band 1 Urgent Courses	565	5,531	10.2%	10.7%	9.1%	9.1%
% of FP17s Relating to Free Repair or Replacements	26	5,531	0.5%	0.9%	1.0%	0.8%
% of FP17s Relating to Continuations	110	5,531	2.0%	0.9%	1.0%	0.9%
% of Patients satisfied with the dentistry they have received	8	8	N/A	94.5%	93.2%	92.5%
% of Patients satisfied with the time they had to wait for an appointment	8	8	N/A	86.4%	88.1%	87.0%

\* This is based on patients treated on this contract for their most recent course of treatment.

Figures in italics indicate the base number of FP17s or Patient Questionnaire responses are less than 100. N/A is shown where the base number of responses is less than 10 during the period. % is calculated as Quantity/Base number\*100

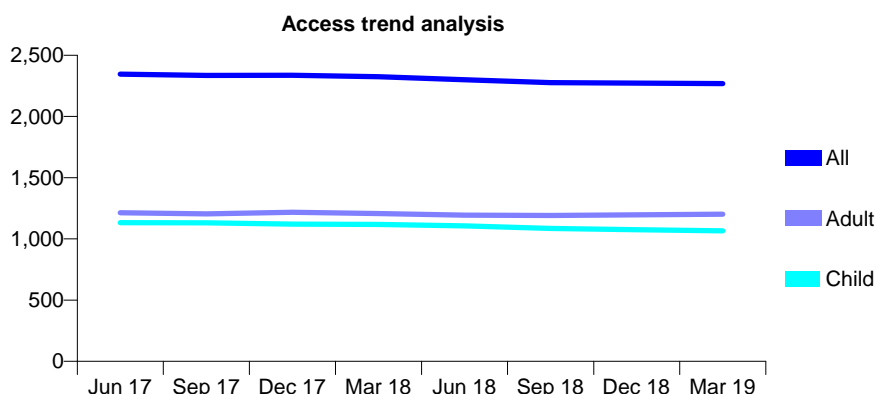
## Q47 - Vital Signs At a Glance Contract Report for 208949/0001 - Year end March 2019

Name or company name	Mr R Shimmin
Contract type name	GDS Contract
Purpose of contract	General
Contract start date	01/04/2006
Contract end date	

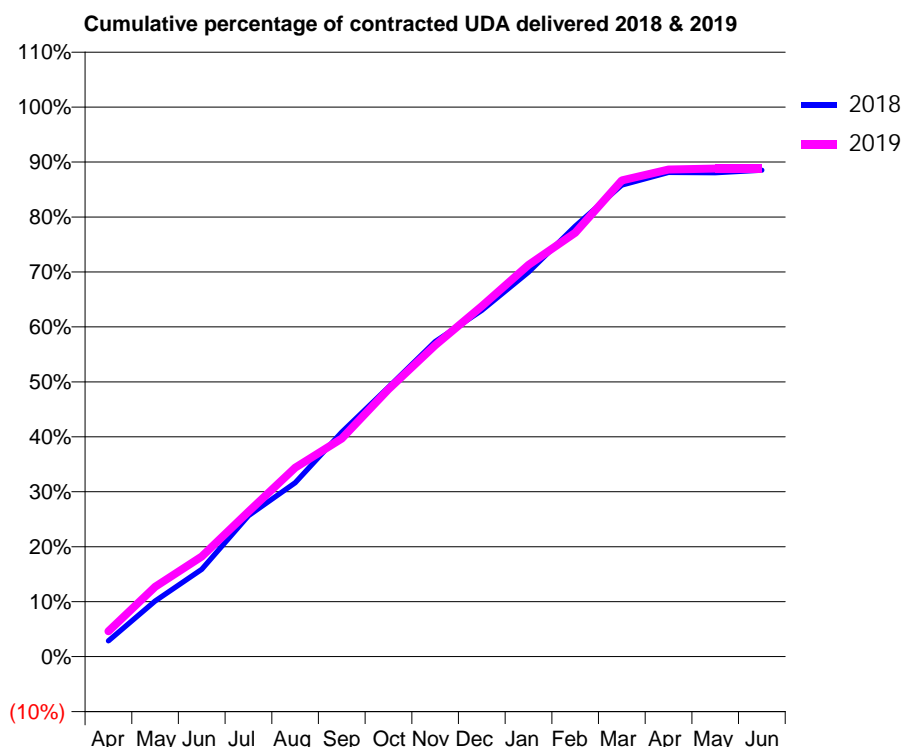
18/19 Contracted general activity (UDA)	6,500
Carry forward general activity (UDA)	0
18/19 Contracted orthodontic activity (UOA)	0
Carry forward orthodontic activity (UOA)	0
Baseline contract value	£143,695.55

### ACCESS\*

Patients seen in 24 months	Total	Change since previous quarter
Quarter ending March 2018	2,325	
Quarter ending June 2018	2,300	↓
Quarter ending September 2018	2,276	↓
Quarter ending December 2018	2,273	→
Quarter ending March 2019	2,268	→
<b>Variance since March 2018</b>	<b>(2.5%)</b>	<b>↓</b>



### ACTIVITY



Adjusted Scheduled Activity (UDA)		
Month	2018	2019
April	187	300
May	659	825
June	1,032	1,184
July	1,667	1,713
August	2,057	2,235
September	2,656	2,580
October	3,187	3,161
November	3,727	3,682
December	4,096	4,144
January	4,548	4,634
February	5,091	5,013
March	5,579	5,633
April	5,726	5,761
May	5,724	5,772
June	5,753	5,772

### QUALITY

	Quantity	Base Number	Contract	AT	Region	England
% of FP17s for the same patient ID Re-attending within 3 months - Children	127	1,827	7.0%	12.0%	12.3%	11.8%
% of FP17s for the same patient ID Re-attending within 3 months - Adults	224	1,743	12.9%	15.3%	15.9%	15.7%
% of FP17s for the same patient ID Re-attending between 3 & 9 months - Children	1,311	1,827	71.8%	58.5%	60.2%	58.9%
% of FP17s for the same patient ID Re-attending between 3 & 9 months - Adults	1,144	1,743	65.6%	51.2%	53.0%	50.8%
% of FP17s for Band 1 Urgent Courses	131	3,570	3.7%	10.7%	9.1%	9.1%
% of FP17s Relating to Free Repair or Replacements	1	3,570	0.0%	0.9%	1.0%	0.8%
% of FP17s Relating to Continuations	3	3,570	0.1%	0.9%	1.0%	0.9%
% of Patients satisfied with the dentistry they have received	1	1	N/A	94.5%	93.2%	92.5%
% of Patients satisfied with the time they had to wait for an appointment	0	1	N/A	86.4%	88.1%	87.0%

\* This is based on patients treated on this contract for their most recent course of treatment.  
 Figures in *italics* indicate the base number of FP17s or Patient Questionnaire responses are less than 100. N/A is shown where the base number of responses is less than 10 during the period. % is calculated as Quantity/Base number\*100

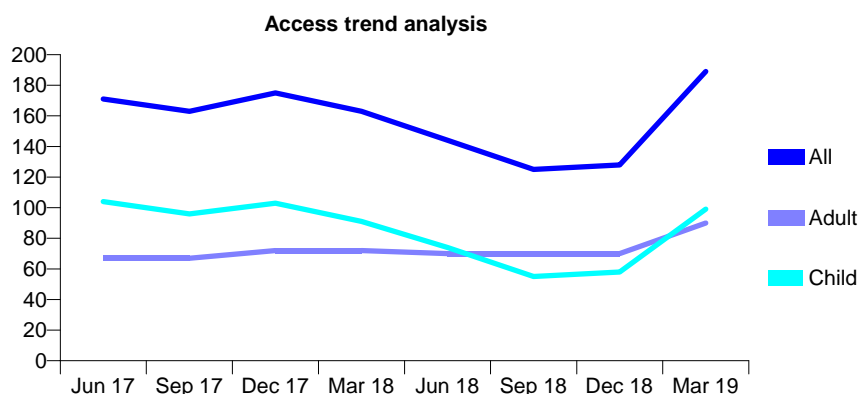
## Q47 - Vital Signs At a Glance Contract Report for 215694/0001 - Year end March 2019

Name or company name	MISS SL CARO
Contract type name	GDS Contract
Purpose of contract	General
Contract start date	01/04/2006
Contract end date	

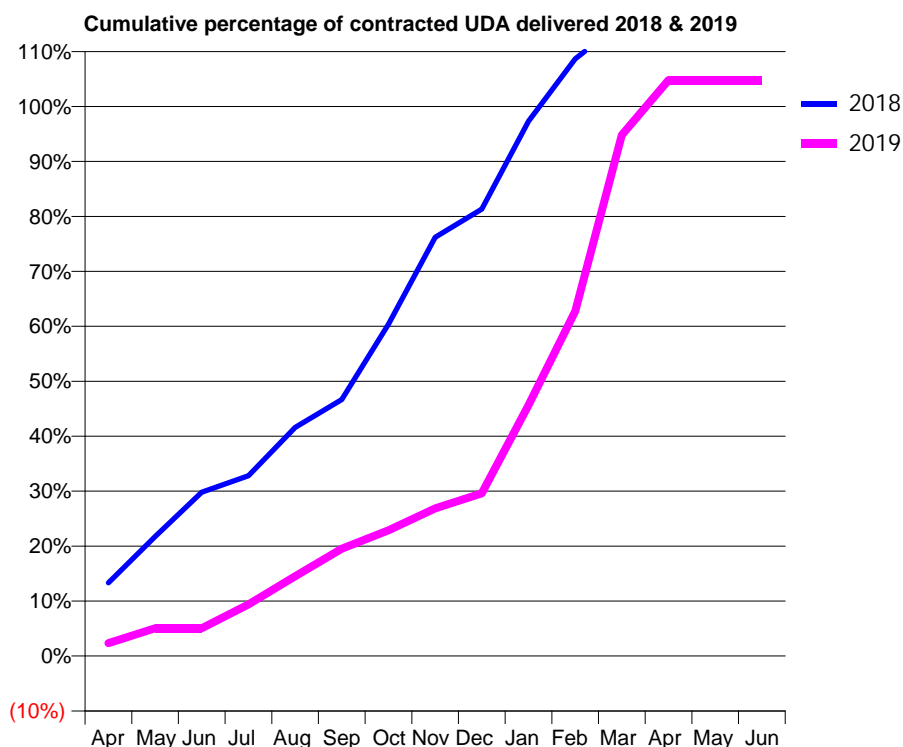
18/19 Contracted general activity (UDA)	300
Carry forward general activity (UDA)	-6
18/19 Contracted orthodontic activity (UOA)	0
Carry forward orthodontic activity (UOA)	0
Baseline contract value	£6,566.90

### ACCESS\*

Patients seen in 24 months	Total	Change since previous quarter
Quarter ending March 2018	163	
Quarter ending June 2018	144	↓
Quarter ending September 2018	125	↓
Quarter ending December 2018	128	↑
Quarter ending March 2019	189	↑
<b>Variance since March 2018</b>	<b>16.0%</b>	<b>↑</b>



### ACTIVITY



Adjusted Scheduled Activity (UDA)		
Month	2018	2019
April	40	7
May	65	15
June	89	15
July	98	28
August	125	44
September	140	59
October	181	69
November	229	81
December	244	89
January	292	137
February	326	188
March	346	284
April	347	314
May	347	314
June	347	314

### QUALITY

	Quantity	Base Number	Contract	AT	Region	England
% of FP17s for the same patient ID Re-attending within 3 months - Children	1	95	1.1%	12.0%	12.3%	11.8%
% of FP17s for the same patient ID Re-attending within 3 months - Adults	3	75	4.0%	15.3%	15.9%	15.7%
% of FP17s for the same patient ID Re-attending between 3 & 9 months - Children	11	95	11.6%	58.5%	60.2%	58.9%
% of FP17s for the same patient ID Re-attending between 3 & 9 months - Adults	21	75	28.0%	51.2%	53.0%	50.8%
% of FP17s for Band 1 Urgent Courses	7	177	4.0%	10.7%	9.1%	9.1%
% of FP17s Relating to Free Repair or Replacements	0	177	0.0%	0.9%	1.0%	0.8%
% of FP17s Relating to Continuations	0	177	0.0%	0.9%	1.0%	0.9%
% of Patients satisfied with the dentistry they have received	1	1	N/A	94.5%	93.2%	92.5%
% of Patients satisfied with the time they had to wait for an appointment	1	1	N/A	86.4%	88.1%	87.0%

\* This is based on patients treated on this contract for their most recent course of treatment.

Figures in italics indicate the base number of FP17s or Patient Questionnaire responses are less than 100. N/A is shown where the base number of responses is less than 10 during the period. % is calculated as Quantity/Base number\*100



## Q47 - Vital Signs At a Glance Contract Report for 215694/0002 - Year end March 2019

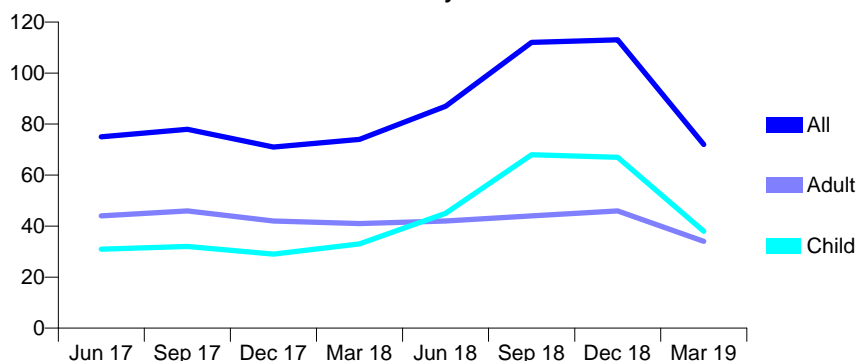
Name or company name	MISS SL CARO
Contract type name	GDS Contract
Purpose of contract	General
Contract start date	01/01/2012
Contract end date	

18/19 Contracted general activity (UDA)	150
Carry forward general activity (UDA)	0
18/19 Contracted orthodontic activity (UOA)	0
Carry forward orthodontic activity (UOA)	0
Baseline contract value	£3,044.11

### ACCESS\*

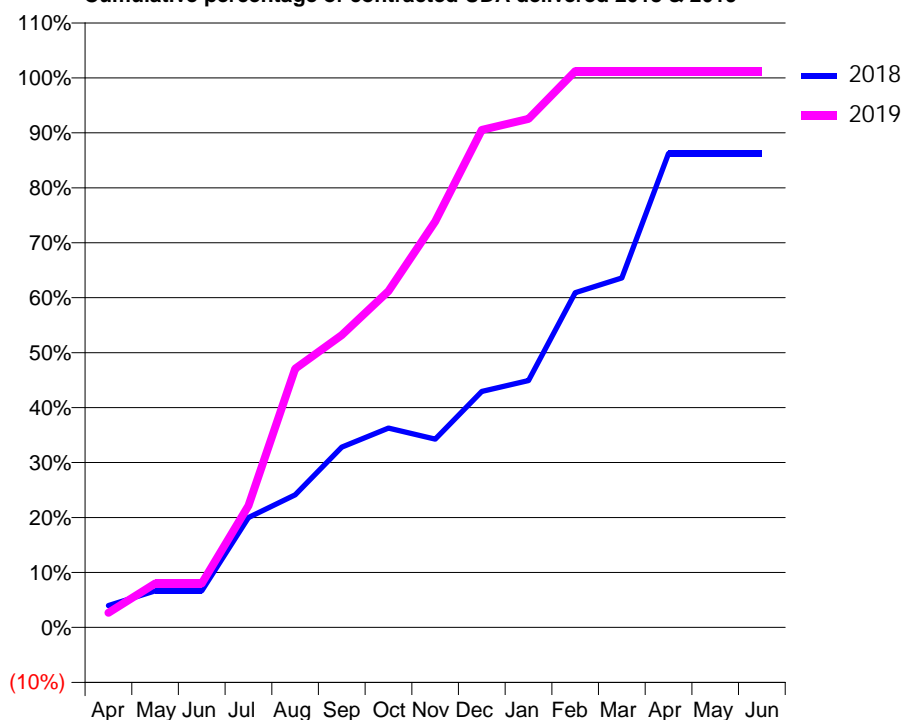
Patients seen in 24 months	Total	Change since previous quarter
Quarter ending March 2018	74	
Quarter ending June 2018	87	↑
Quarter ending September 2018	112	↑
Quarter ending December 2018	113	→
Quarter ending March 2019	72	↓
<b>Variance since March 2018</b>	<b>(2.7%)</b>	<b>↓</b>

### Access trend analysis



### ACTIVITY

#### Cumulative percentage of contracted UDA delivered 2018 & 2019



Adjusted Scheduled Activity (UDA)		
Month	2018	2019
April	6	4
May	10	12
June	10	12
July	30	33
August	36	71
September	49	80
October	54	92
November	51	111
December	64	136
January	67	139
February	91	152
March	95	152
April	129	152
May	129	152
June	129	152

### QUALITY

	Quantity	Base Number	Contract	AT	Region	England
% of FP17s for the same patient ID Re-attending within 3 months - Children	1	68	1.5%	12.0%	12.3%	11.8%
% of FP17s for the same patient ID Re-attending within 3 months - Adults	1	43	2.3%	15.3%	15.9%	15.7%
% of FP17s for the same patient ID Re-attending between 3 & 9 months - Children	15	68	22.1%	58.5%	60.2%	58.9%
% of FP17s for the same patient ID Re-attending between 3 & 9 months - Adults	13	43	30.2%	51.2%	53.0%	50.8%
% of FP17s for Band 1 Urgent Courses	4	102	3.9%	10.7%	9.1%	9.1%
% of FP17s Relating to Free Repair or Replacements	0	102	0.0%	0.9%	1.0%	0.8%
% of FP17s Relating to Continuations	0	102	0.0%	0.9%	1.0%	0.9%
% of Patients satisfied with the dentistry they have received	0	0	N/A	94.5%	93.2%	92.5%
% of Patients satisfied with the time they had to wait for an appointment	0	0	N/A	86.4%	88.1%	87.0%

\* This is based on patients treated on this contract for their most recent course of treatment.

Figures in italics indicate the base number of FP17s or Patient Questionnaire responses are less than 100. N/A is shown where the base number of responses is less than 10 during the period. % is calculated as Quantity/Base number\*100

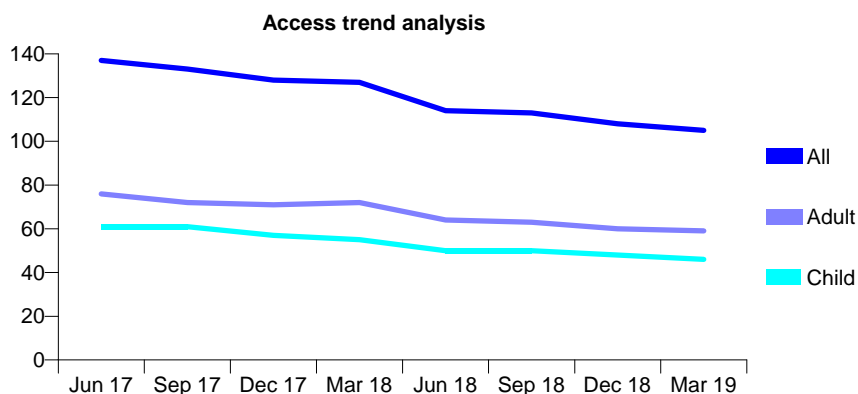
## Q47 - Vital Signs At a Glance Contract Report for 221236/0002 - Year end March 2019

Name or company name	MR PG WINSTANLEY
Contract type name	GDS Contract
Purpose of contract	General
Contract start date	01/05/2012
Contract end date	

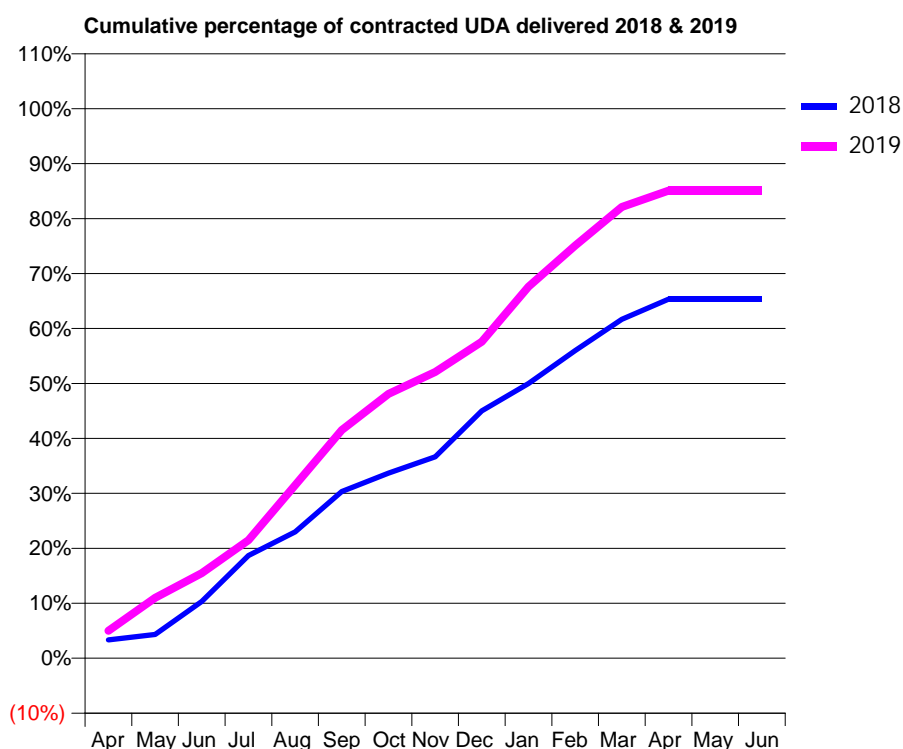
18/19 Contracted general activity (UDA)	200
Carry forward general activity (UDA)	0
18/19 Contracted orthodontic activity (UOA)	0
Carry forward orthodontic activity (UOA)	0
Baseline contract value	£8,650.48

### ACCESS\*

Patients seen in 24 months	Total	Change since previous quarter
Quarter ending March 2018	127	
Quarter ending June 2018	114	↓
Quarter ending September 2018	113	→
Quarter ending December 2018	108	↓
Quarter ending March 2019	105	↓
<b>Variance since March 2018</b>	<b>(17.3%)</b>	<b>↓</b>



### ACTIVITY



Adjusted Scheduled Activity (UDA)		
Month	2018	2019
April	10	10
May	13	22
June	31	31
July	56	43
August	69	63
September	91	83
October	101	96
November	110	104
December	135	115
January	150	135
February	168	150
March	185	164
April	196	170
May	196	170
June	196	170

### QUALITY

	Quantity	Base Number	Contract	AT	Region	England
% of FP17s for the same patient ID Re-attending within 3 months - Children	0	84	0.0%	12.0%	12.3%	11.8%
% of FP17s for the same patient ID Re-attending within 3 months - Adults	2	68	2.9%	15.3%	15.9%	15.7%
% of FP17s for the same patient ID Re-attending between 3 & 9 months - Children	61	84	72.6%	58.5%	60.2%	58.9%
% of FP17s for the same patient ID Re-attending between 3 & 9 months - Adults	52	68	76.5%	51.2%	53.0%	50.8%
% of FP17s for Band 1 Urgent Courses	1	148	0.7%	10.7%	9.1%	9.1%
% of FP17s Relating to Free Repair or Replacements	0	148	0.0%	0.9%	1.0%	0.8%
% of FP17s Relating to Continuations	0	148	0.0%	0.9%	1.0%	0.9%
% of Patients satisfied with the dentistry they have received	0	0	N/A	94.5%	93.2%	92.5%
% of Patients satisfied with the time they had to wait for an appointment	0	0	N/A	86.4%	88.1%	87.0%

\* This is based on patients treated on this contract for their most recent course of treatment. Figures in italics indicate the base number of FP17s or Patient Questionnaire responses are less than 100. N/A is shown where the base number of responses is less than 10 during the period. % is calculated as Quantity/Base number\*100

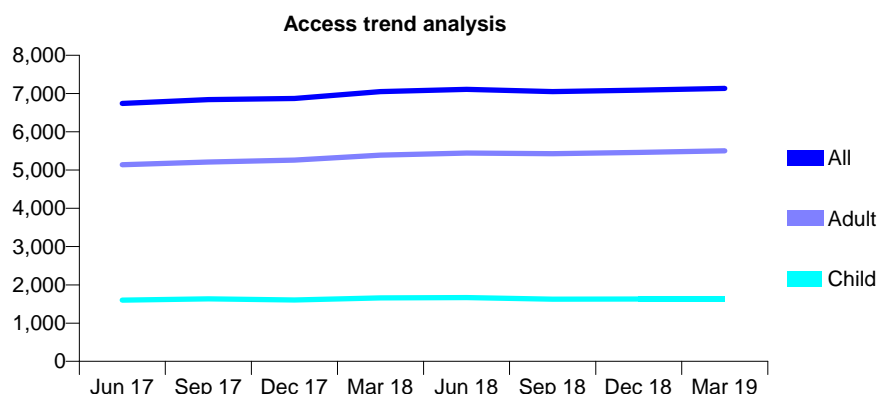
## Q47 - Vital Signs At a Glance Contract Report for 222003/0001 - Year end March 2019

Name or company name	Louise Southworth and Ritu Dhariwal
Contract type name	GDS Contract
Purpose of contract	General
Contract start date	01/04/2006
Contract end date	

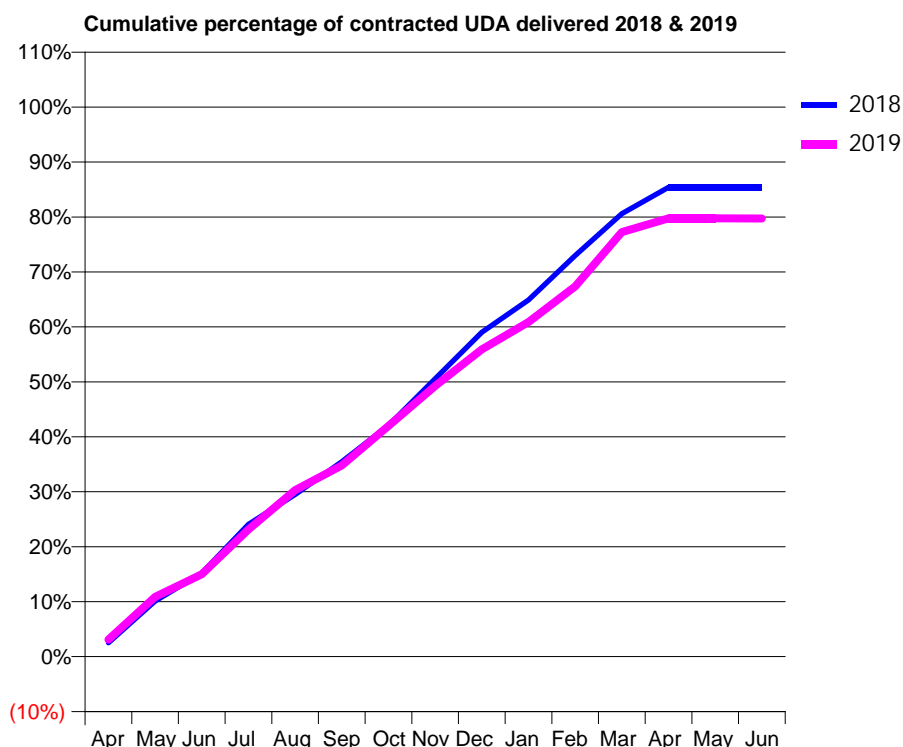
18/19 Contracted general activity (UDA)	24,250
Carry forward general activity (UDA)	0
18/19 Contracted orthodontic activity (UOA)	0
Carry forward orthodontic activity (UOA)	0
Baseline contract value	£604,439.42

### ACCESS\*

Patients seen in 24 months	Total	Change since previous quarter
Quarter ending March 2018	7,050	
Quarter ending June 2018	7,110	→
Quarter ending September 2018	7,051	→
Quarter ending December 2018	7,090	→
Quarter ending March 2019	7,133	→
<b>Variance since March 2018</b>	<b>1.2%</b>	<b>→</b>



### ACTIVITY



Month	Adjusted Scheduled Activity (UDA)	
	2018	2019
April	606	758
May	2,454	2,640
June	3,684	3,631
July	5,836	5,610
August	7,160	7,346
September	8,603	8,435
October	10,204	10,178
November	12,267	11,948
December	14,316	13,553
January	15,742	14,764
February	17,703	16,338
March	19,546	18,737
April	20,714	19,340
May	20,709	19,340
June	20,712	19,337

### QUALITY

	Quantity	Base Number	Contract	AT	Region	England
% of FP17s for the same patient ID Re-attending within 3 months - Children	253	3,075	8.2%	12.0%	12.3%	11.8%
% of FP17s for the same patient ID Re-attending within 3 months - Adults	1,252	8,128	15.4%	15.3%	15.9%	15.7%
% of FP17s for the same patient ID Re-attending between 3 & 9 months - Children	2,037	3,075	66.2%	58.5%	60.2%	58.9%
% of FP17s for the same patient ID Re-attending between 3 & 9 months - Adults	4,395	8,128	54.1%	51.2%	53.0%	50.8%
% of FP17s for Band 1 Urgent Courses	1,144	10,930	10.5%	10.7%	9.1%	9.1%
% of FP17s Relating to Free Repair or Replacements	121	10,930	1.1%	0.9%	1.0%	0.8%
% of FP17s Relating to Continuations	94	10,930	0.9%	0.9%	1.0%	0.9%
% of Patients satisfied with the dentistry they have received	7	7	N/A	94.5%	93.2%	92.5%
% of Patients satisfied with the time they had to wait for an appointment	7	7	N/A	86.4%	88.1%	87.0%

\* This is based on patients treated on this contract for their most recent course of treatment.

Figures in *italics* indicate the base number of FP17s or Patient Questionnaire responses are less than 100. N/A is shown where the base number of responses is less than 10 during the period. % is calculated as Quantity/Base number\*100

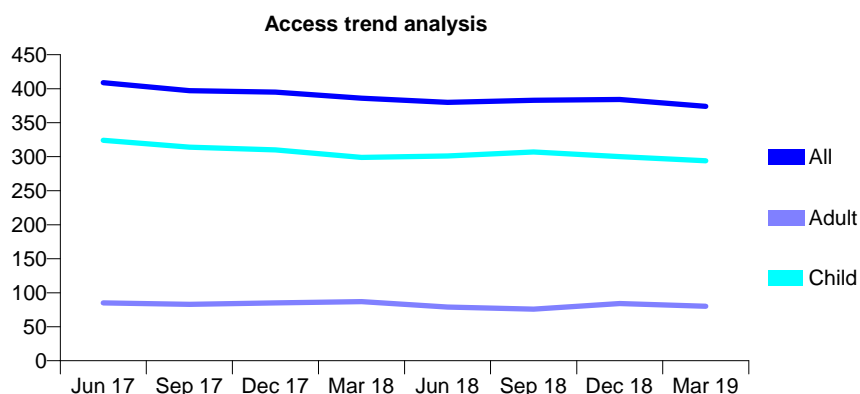
## Q47 - Vital Signs At a Glance Contract Report for 229555/0001 - Year end March 2019

Name or company name	MR D ALLEN
Contract type name	GDS Contract
Purpose of contract	General
Contract start date	01/04/2006
Contract end date	

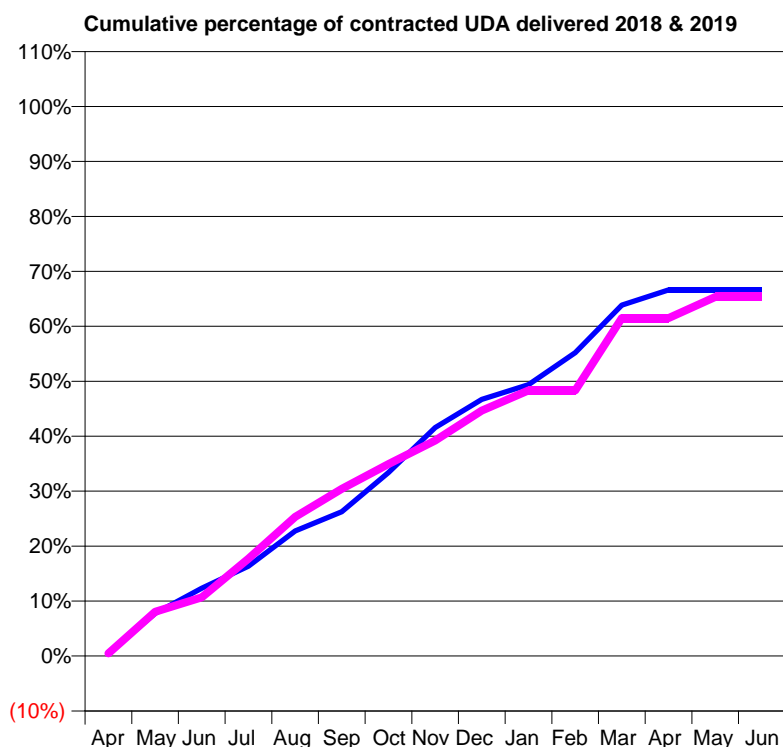
18/19 Contracted general activity (UDA)	1,200
Carry forward general activity (UDA)	0
18/19 Contracted orthodontic activity (UOA)	0
Carry forward orthodontic activity (UOA)	0
Baseline contract value	£27,197.64

### ACCESS\*

Patients seen in 24 months	Total	Change since previous quarter
Quarter ending March 2018	386	
Quarter ending June 2018	380	↓
Quarter ending September 2018	383	→
Quarter ending December 2018	384	→
Quarter ending March 2019	374	↓
<b>Variance since March 2018</b>	<b>(3.1%)</b>	<b>↓</b>



### ACTIVITY



Adjusted Scheduled Activity (UDA)		
Month	2018	2019
April	7	6
May	93	96
June	148	128
July	196	213
August	273	304
September	315	365
October	401	419
November	499	471
December	560	536
January	592	580
February	662	580
March	766	738
April	799	738
May	799	784
June	799	784

### QUALITY

	Quantity	Base Number	Contract	AT	Region	England
% of FP17s for the same patient ID Re-attending within 3 months - Children	22	505	4.4%	12.0%	12.3%	11.8%
% of FP17s for the same patient ID Re-attending within 3 months - Adults	5	55	9.1%	15.3%	15.9%	15.7%
% of FP17s for the same patient ID Re-attending between 3 & 9 months - Children	362	505	71.7%	58.5%	60.2%	58.9%
% of FP17s for the same patient ID Re-attending between 3 & 9 months - Adults	42	55	76.4%	51.2%	53.0%	50.8%
% of FP17s for Band 1 Urgent Courses	11	566	1.9%	10.7%	9.1%	9.1%
% of FP17s Relating to Free Repair or Replacements	0	566	0.0%	0.9%	1.0%	0.8%
% of FP17s Relating to Continuations	0	566	0.0%	0.9%	1.0%	0.9%
% of Patients satisfied with the dentistry they have received	0	0	N/A	94.5%	93.2%	92.5%
% of Patients satisfied with the time they had to wait for an appointment	0	0	N/A	86.4%	88.1%	87.0%

\* This is based on patients treated on this contract for their most recent course of treatment.

Figures in italics indicate the base number of FP17s or Patient Questionnaire responses are less than 100. N/A is shown where the base number of responses is less than 10 during the period. % is calculated as Quantity/Base number\*100

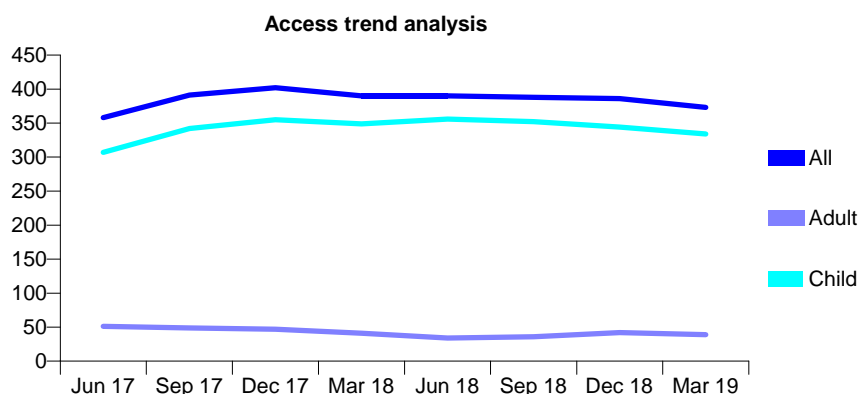
## Q47 - Vital Signs At a Glance Contract Report for 230766/0001 - Year end March 2019

Name or company name	MR CJ BROADBENT
Contract type name	GDS Contract
Purpose of contract	General
Contract start date	01/04/2006
Contract end date	

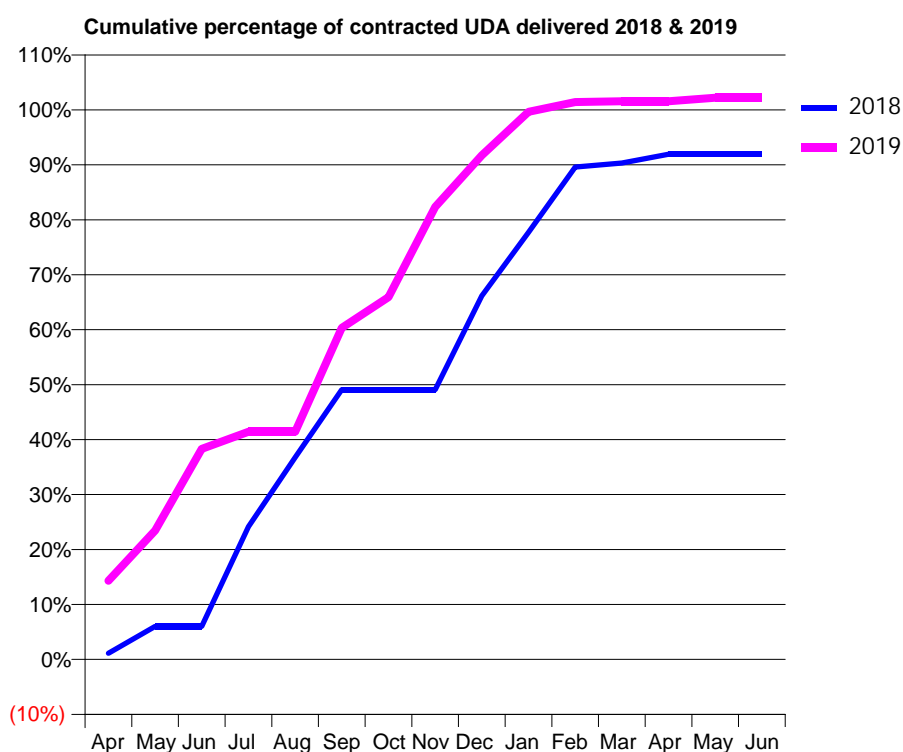
18/19 Contracted general activity (UDA)	800
Carry forward general activity (UDA)	0
18/19 Contracted orthodontic activity (UOA)	0
Carry forward orthodontic activity (UOA)	0
Baseline contract value	£16,105.80

### ACCESS\*

Patients seen in 24 months	Total	Change since previous quarter
Quarter ending March 2018	390	
Quarter ending June 2018	390	→
Quarter ending September 2018	388	→
Quarter ending December 2018	386	→
Quarter ending March 2019	373	↓
<b>Variance since March 2018</b>	<b>(4.4%)</b>	<b>↓</b>



### ACTIVITY



Adjusted Scheduled Activity (UDA)		
Month	2018	2019
April	9	114
May	48	188
June	48	306
July	193	331
August	294	331
September	393	483
October	393	527
November	393	659
December	529	734
January	622	797
February	717	811
March	723	813
April	735	813
May	735	818
June	735	818

### QUALITY

	Quantity	Base Number	Contract	AT	Region	England
% of FP17s for the same patient ID Re-attending within 3 months - Children	51	579	8.8%	12.0%	12.3%	11.8%
% of FP17s for the same patient ID Re-attending within 3 months - Adults	0	2	0.0%	15.3%	15.9%	15.7%
% of FP17s for the same patient ID Re-attending between 3 & 9 months - Children	420	579	72.5%	58.5%	60.2%	58.9%
% of FP17s for the same patient ID Re-attending between 3 & 9 months - Adults	1	2	50.0%	51.2%	53.0%	50.8%
% of FP17s for Band 1 Urgent Courses	23	581	4.0%	10.7%	9.1%	9.1%
% of FP17s Relating to Free Repair or Replacements	0	581	0.0%	0.9%	1.0%	0.8%
% of FP17s Relating to Continuations	0	581	0.0%	0.9%	1.0%	0.9%
% of Patients satisfied with the dentistry they have received	0	0	N/A	94.5%	93.2%	92.5%
% of Patients satisfied with the time they had to wait for an appointment	0	0	N/A	86.4%	88.1%	87.0%

\* This is based on patients treated on this contract for their most recent course of treatment. Figures in italics indicate the base number of FP17s or Patient Questionnaire responses are less than 100. N/A is shown where the base number of responses is less than 10 during the period. % is calculated as Quantity/Base number\*100

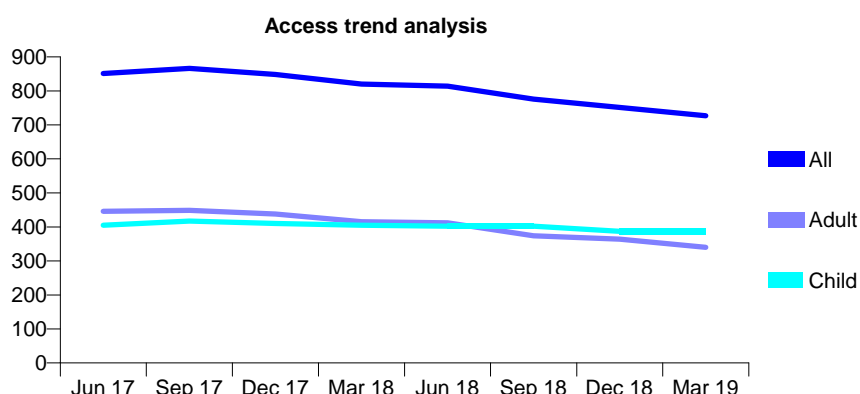
## Q47 - Vital Signs At a Glance Contract Report for 235474/0001 - Year end March 2019

Name or company name	MR MS COLLINSON
Contract type name	GDS Contract
Purpose of contract	General
Contract start date	01/04/2006
Contract end date	

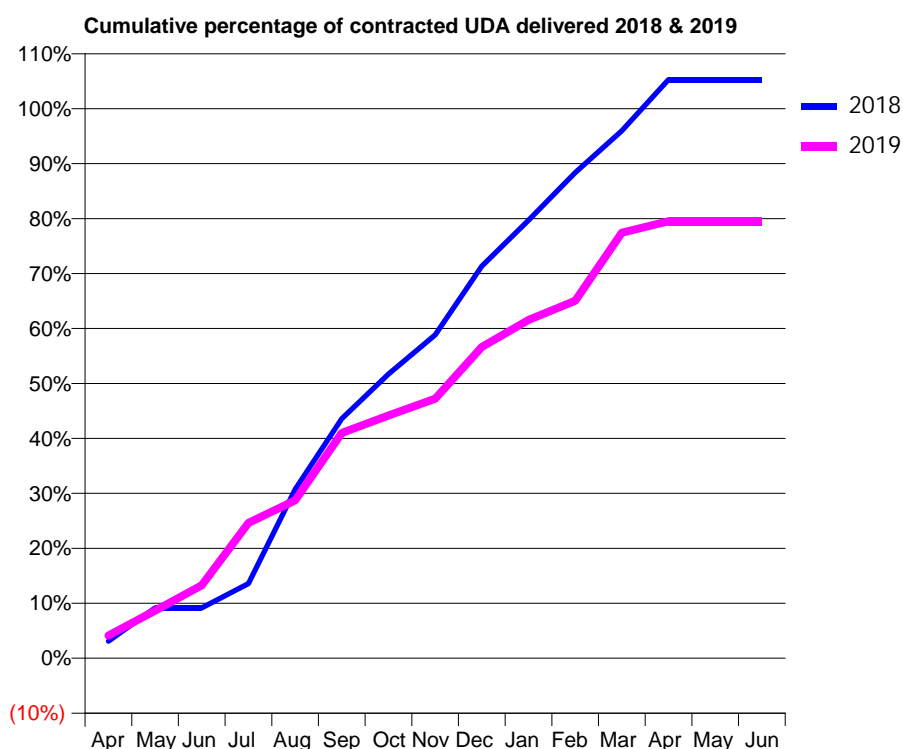
18/19 Contracted general activity (UDA)	1,770
Carry forward general activity (UDA)	-35
18/19 Contracted orthodontic activity (UOA)	0
Carry forward orthodontic activity (UOA)	0
Baseline contract value	£40,495.18

### ACCESS\*

Patients seen in 24 months	Total	Change since previous quarter
Quarter ending March 2018	820	
Quarter ending June 2018	814	→
Quarter ending September 2018	776	↓
Quarter ending December 2018	751	↓
Quarter ending March 2019	727	↓
<b>Variance since March 2018</b>	<b>(11.3%)</b>	<b>↓</b>



### ACTIVITY



Adjusted Scheduled Activity (UDA)		
Month	2018	2019
April	55	73
May	162	153
June	162	235
July	240	436
August	544	509
September	772	726
October	915	782
November	1,041	836
December	1,263	1,002
January	1,410	1,089
February	1,564	1,151
March	1,698	1,370
April	1,863	1,407
May	1,863	1,407
June	1,863	1,407

### QUALITY

	Quantity	Base Number	Contract	AT	Region	England
% of FP17s for the same patient ID Re-attending within 3 months - Children	37	650	5.7%	12.0%	12.3%	11.8%
% of FP17s for the same patient ID Re-attending within 3 months - Adults	31	405	7.7%	15.3%	15.9%	15.7%
% of FP17s for the same patient ID Re-attending between 3 & 9 months - Children	482	650	74.2%	58.5%	60.2%	58.9%
% of FP17s for the same patient ID Re-attending between 3 & 9 months - Adults	281	405	69.4%	51.2%	53.0%	50.8%
% of FP17s for Band 1 Urgent Courses	11	988	1.1%	10.7%	9.1%	9.1%
% of FP17s Relating to Free Repair or Replacements	0	988	0.0%	0.9%	1.0%	0.8%
% of FP17s Relating to Continuations	23	988	2.3%	0.9%	1.0%	0.9%
% of Patients satisfied with the dentistry they have received	0	0	N/A	94.5%	93.2%	92.5%
% of Patients satisfied with the time they had to wait for an appointment	0	0	N/A	86.4%	88.1%	87.0%

\* This is based on patients treated on this contract for their most recent course of treatment.

Figures in italics indicate the base number of FP17s or Patient Questionnaire responses are less than 100. N/A is shown where the base number of responses is less than 10 during the period. % is calculated as Quantity/Base number\*100

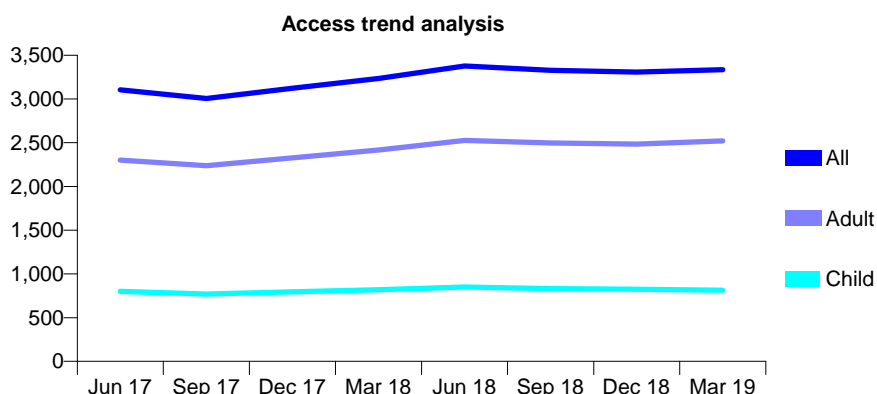
## Q47 - Vital Signs At a Glance Contract Report for 235903/0001 - Year end March 2019

Name or company name	MR J IKRAM
Contract type name	GDS Contract
Purpose of contract	General
Contract start date	02/11/2012
Contract end date	

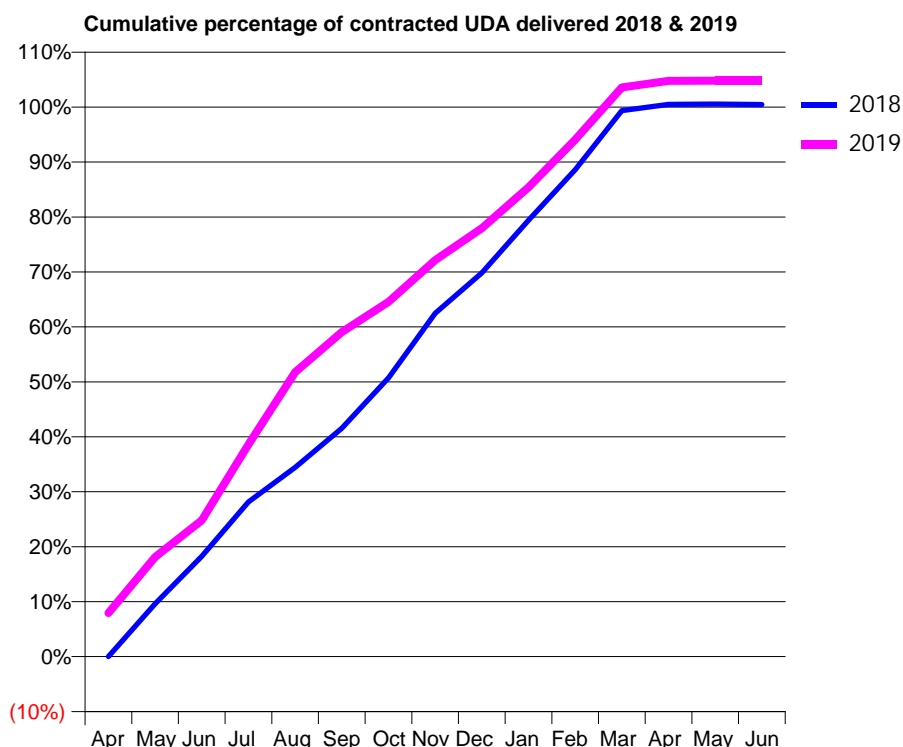
18/19 Contracted general activity (UDA)	11,181
Carry forward general activity (UDA)	-52
18/19 Contracted orthodontic activity (UOA)	0
Carry forward orthodontic activity (UOA)	0
Baseline contract value	£259,440.78

### ACCESS\*

Patients seen in 24 months	Total	Change since previous quarter
Quarter ending March 2018	3,235	
Quarter ending June 2018	3,377	↑
Quarter ending September 2018	3,329	↓
Quarter ending December 2018	3,308	→
Quarter ending March 2019	3,335	→
<b>Variance since March 2018</b>	<b>3.1%</b>	<b>↑</b>



### ACTIVITY



Adjusted Scheduled Activity (UDA)		
Month	2018	2019
April	0	888
May	1,075	2,028
June	2,042	2,770
July	3,149	4,315
August	3,852	5,789
September	4,647	6,602
October	5,671	7,218
November	6,986	8,067
December	7,808	8,712
January	8,880	9,549
February	9,908	10,517
March	11,108	11,580
April	11,235	11,715
May	11,243	11,716
June	11,233	11,717

### QUALITY

	Quantity	Base Number	Contract	AT	Region	England
% of FP17s for the same patient ID Re-attending within 3 months - Children	84	1,174	7.2%	12.0%	12.3%	11.8%
% of FP17s for the same patient ID Re-attending within 3 months - Adults	530	3,727	14.2%	15.3%	15.9%	15.7%
% of FP17s for the same patient ID Re-attending between 3 & 9 months - Children	722	1,174	61.5%	58.5%	60.2%	58.9%
% of FP17s for the same patient ID Re-attending between 3 & 9 months - Adults	2,193	3,727	58.8%	51.2%	53.0%	50.8%
% of FP17s for Band 1 Urgent Courses	300	4,883	6.1%	10.7%	9.1%	9.1%
% of FP17s Relating to Free Repair or Replacements	24	4,883	0.5%	0.9%	1.0%	0.8%
% of FP17s Relating to Continuations	8	4,883	0.2%	0.9%	1.0%	0.9%
% of Patients satisfied with the dentistry they have received	1	1	N/A	94.5%	93.2%	92.5%
% of Patients satisfied with the time they had to wait for an appointment	1	1	N/A	86.4%	88.1%	87.0%

\* This is based on patients treated on this contract for their most recent course of treatment.  
 Figures in *italics* indicate the base number of FP17s or Patient Questionnaire responses are less than 100. N/A is shown where the base number of responses is less than 10 during the period. % is calculated as Quantity/Base number\*100



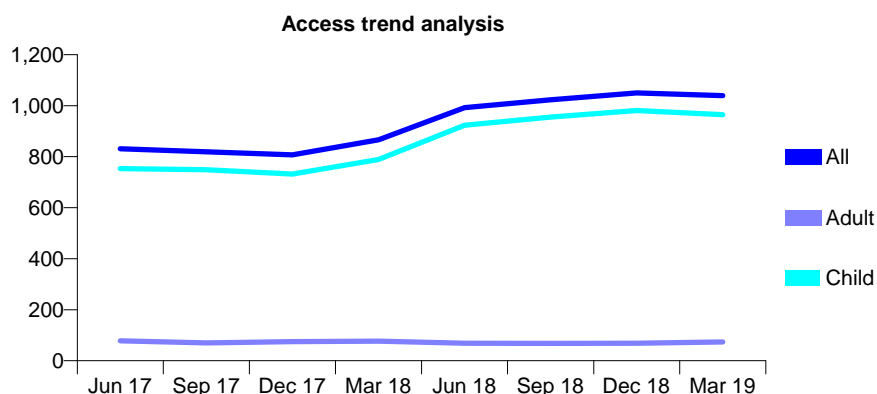
## Q47 - Vital Signs At a Glance Contract Report for 245305/0001 - Year end March 2019

Name or company name	MR DJ PATTISON
Contract type name	GDS Contract
Purpose of contract	General
Contract start date	01/04/2006
Contract end date	

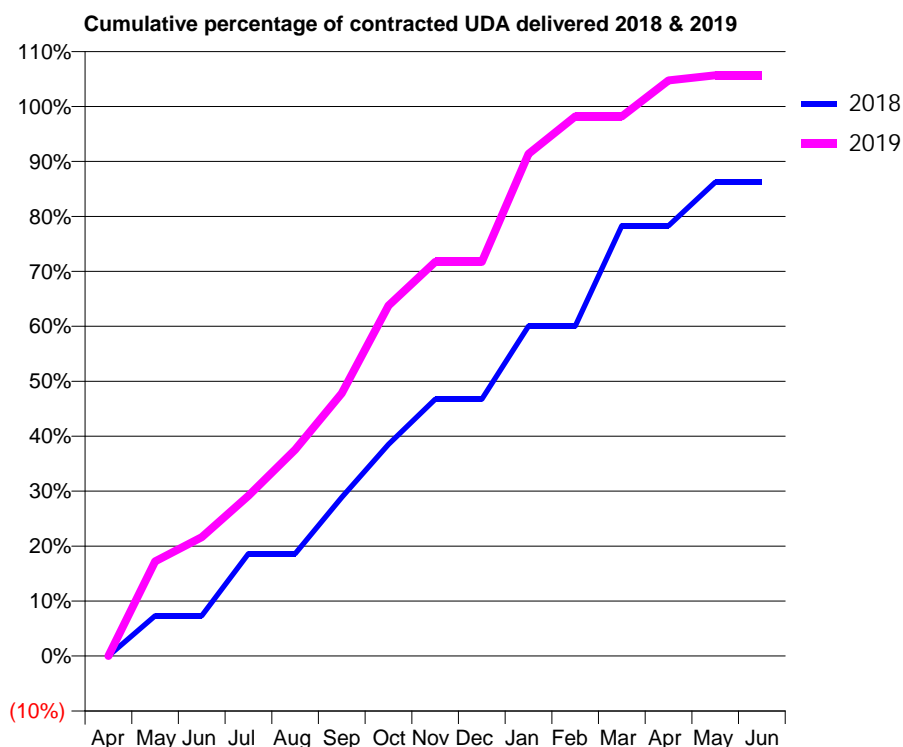
18/19 Contracted general activity (UDA)	1,800
Carry forward general activity (UDA)	0
18/19 Contracted orthodontic activity (UOA)	0
Carry forward orthodontic activity (UOA)	0
Baseline contract value	£44,460.27

### ACCESS\*

Patients seen in 24 months	Total	Change since previous quarter
Quarter ending March 2018	866	
Quarter ending June 2018	992	↑
Quarter ending September 2018	1,023	↑
Quarter ending December 2018	1,050	↑
Quarter ending March 2019	1,039	↓
<b>Variance since March 2018</b>	<b>20.0%</b>	<b>↑</b>



### ACTIVITY



Adjusted Scheduled Activity (UDA)		
Month	2018	2019
April	0	0
May	132	310
June	132	389
July	335	525
August	335	676
September	519	861
October	694	1,148
November	841	1,291
December	841	1,291
January	1,081	1,645
February	1,081	1,767
March	1,409	1,767
April	1,409	1,885
May	1,552	1,902
June	1,552	1,902

### QUALITY

	Quantity	Base Number	Contract	AT	Region	England
% of FP17s for the same patient ID Re-attending within 3 months - Children	90	1,520	5.9%	12.0%	12.3%	11.8%
% of FP17s for the same patient ID Re-attending within 3 months - Adults	0	0	N/A	15.3%	15.9%	15.7%
% of FP17s for the same patient ID Re-attending between 3 & 9 months - Children	971	1,520	63.9%	58.5%	60.2%	58.9%
% of FP17s for the same patient ID Re-attending between 3 & 9 months - Adults	0	0	N/A	51.2%	53.0%	50.8%
% of FP17s for Band 1 Urgent Courses	42	1,548	2.7%	10.7%	9.1%	9.1%
% of FP17s Relating to Free Repair or Replacements	0	1,548	0.0%	0.9%	1.0%	0.8%
% of FP17s Relating to Continuations	0	1,548	0.0%	0.9%	1.0%	0.9%
% of Patients satisfied with the dentistry they have received	0	0	N/A	94.5%	93.2%	92.5%
% of Patients satisfied with the time they had to wait for an appointment	0	0	N/A	86.4%	88.1%	87.0%

\* This is based on patients treated on this contract for their most recent course of treatment.

Figures in italics indicate the base number of FP17s or Patient Questionnaire responses are less than 100. N/A is shown where the base number of responses is less than 10 during the period. % is calculated as Quantity/Base number\*100

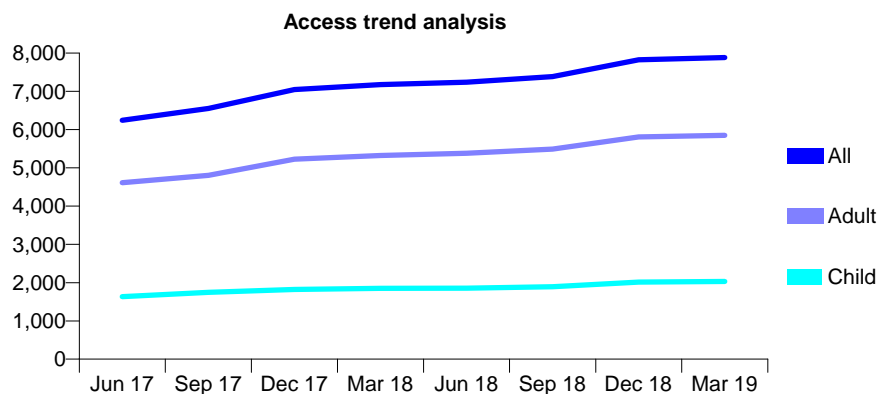
## Q47 - Vital Signs At a Glance Contract Report for 258733/0001 - Year end March 2019

Name or company name	MR A GHAFLOOR
Contract type name	GDS Contract
Purpose of contract	General
Contract start date	01/04/2006
Contract end date	

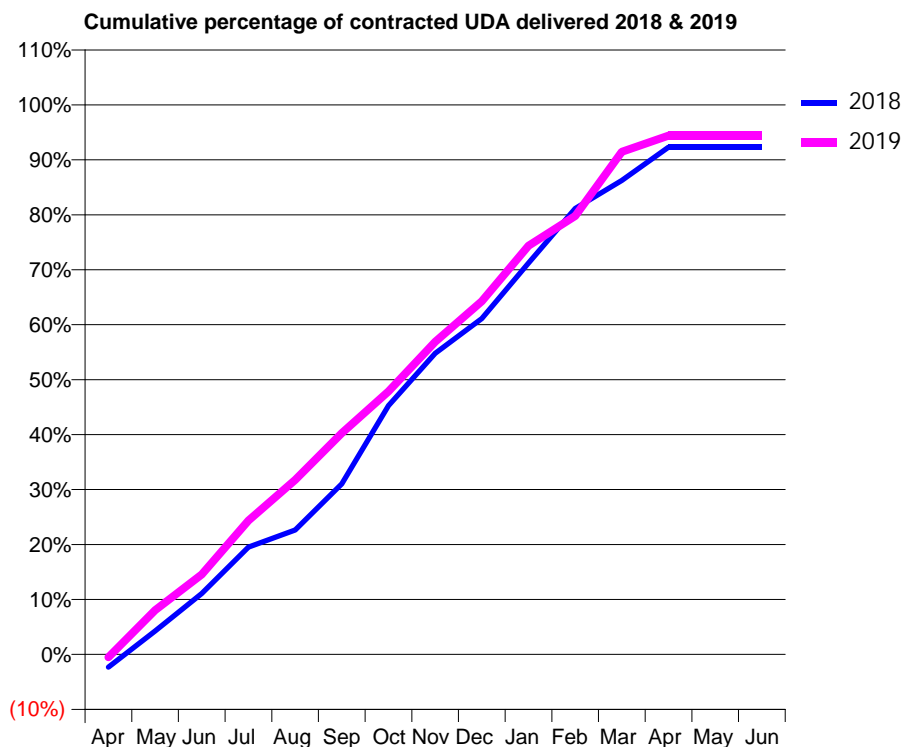
18/19 Contracted general activity (UDA)	19,515
Carry forward general activity (UDA)	561
18/19 Contracted orthodontic activity (UOA)	0
Carry forward orthodontic activity (UOA)	0
Baseline contract value	£615,483.45

### ACCESS\*

Patients seen in 24 months	Total	Change since previous quarter
Quarter ending March 2018	7,174	
Quarter ending June 2018	7,237	→
Quarter ending September 2018	7,386	↑
Quarter ending December 2018	7,824	↑
Quarter ending March 2019	7,882	→
<b>Variance since March 2018</b>	<b>9.9%</b>	<b>↑</b>



### ACTIVITY



Adjusted Scheduled Activity (UDA)		
Month	2018	2019
April	-455	-103
May	830	1,575
June	2,160	2,841
July	3,811	4,758
August	4,419	6,198
September	6,056	7,861
October	8,834	9,339
November	10,697	11,103
December	11,925	12,540
January	13,897	14,512
February	15,837	15,568
March	16,834	17,848
April	18,012	18,426
May	18,011	18,425
June	18,011	18,422

### QUALITY

	Quantity	Base Number	Contract	AT	Region	England
% of FP17s for the same patient ID Re-attending within 3 months - Children	360	3,852	9.3%	12.0%	12.3%	11.8%
% of FP17s for the same patient ID Re-attending within 3 months - Adults	993	9,098	10.9%	15.3%	15.9%	15.7%
% of FP17s for the same patient ID Re-attending between 3 & 9 months - Children	2,723	3,852	70.7%	58.5%	60.2%	58.9%
% of FP17s for the same patient ID Re-attending between 3 & 9 months - Adults	5,901	9,098	64.9%	51.2%	53.0%	50.8%
% of FP17s for Band 1 Urgent Courses	411	11,922	3.4%	10.7%	9.1%	9.1%
% of FP17s Relating to Free Repair or Replacements	62	11,922	0.5%	0.9%	1.0%	0.8%
% of FP17s Relating to Continuations	66	11,922	0.6%	0.9%	1.0%	0.9%
% of Patients satisfied with the dentistry they have received	4	4	N/A	94.5%	93.2%	92.5%
% of Patients satisfied with the time they had to wait for an appointment	4	4	N/A	86.4%	88.1%	87.0%

\* This is based on patients treated on this contract for their most recent course of treatment. Figures in italics indicate the base number of FP17s or Patient Questionnaire responses are less than 100. N/A is shown where the base number of responses is less than 10 during the period. % is calculated as Quantity/Base number\*100

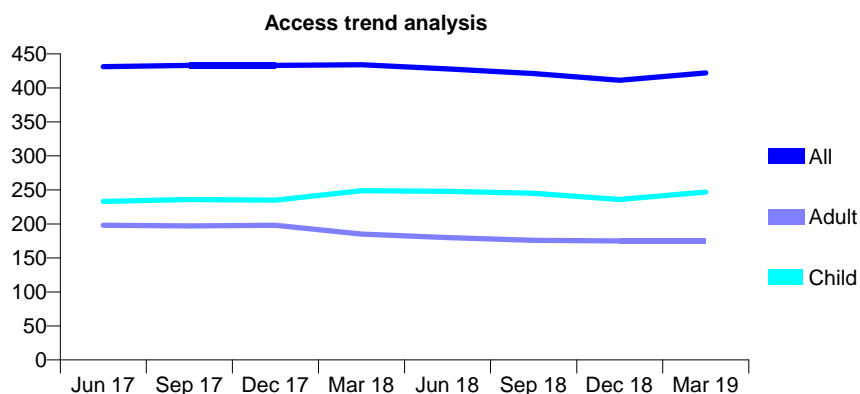
## Q47 - Vital Signs At a Glance Contract Report for 293172/0002 - Year end March 2019

Name or company name	MR DE BOWLES
Contract type name	GDS Contract
Purpose of contract	General
Contract start date	01/04/2006
Contract end date	

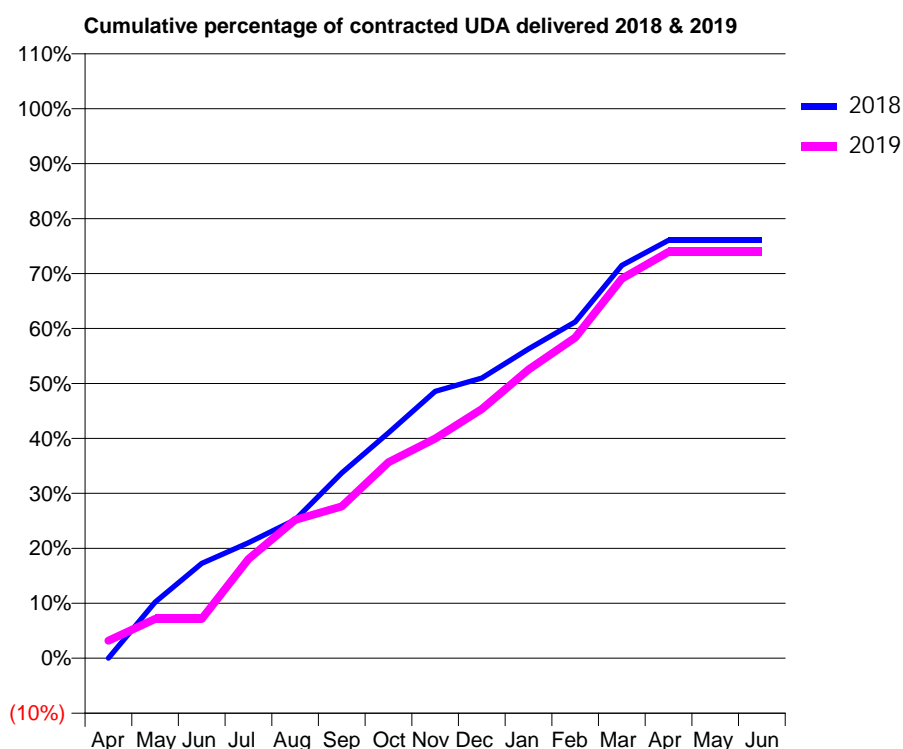
18/19 Contracted general activity (UDA)	1,830
Carry forward general activity (UDA)	0
18/19 Contracted orthodontic activity (UOA)	0
Carry forward orthodontic activity (UOA)	0
Baseline contract value	£36,910.24

### ACCESS\*

Patients seen in 24 months	Total	Change since previous quarter
Quarter ending March 2018	434	
Quarter ending June 2018	428	↓
Quarter ending September 2018	421	↓
Quarter ending December 2018	411	↓
Quarter ending March 2019	422	↑
<b>Variance since March 2018</b>	<b>(2.8%)</b>	<b>↓</b>



### ACTIVITY



Adjusted Scheduled Activity (UDA)		
Month	2018	2019
April	0	58
May	187	131
June	316	131
July	385	330
August	461	461
September	617	506
October	751	653
November	889	732
December	933	830
January	1,030	961
February	1,120	1,068
March	1,308	1,264
April	1,392	1,353
May	1,392	1,353
June	1,392	1,353

### QUALITY

	Quantity	Base Number	Contract	AT	Region	England
% of FP17s for the same patient ID Re-attending within 3 months - Children	50	438	11.4%	12.0%	12.3%	11.8%
% of FP17s for the same patient ID Re-attending within 3 months - Adults	49	241	20.3%	15.3%	15.9%	15.7%
% of FP17s for the same patient ID Re-attending between 3 & 9 months - Children	259	438	59.1%	58.5%	60.2%	58.9%
% of FP17s for the same patient ID Re-attending between 3 & 9 months - Adults	129	241	53.5%	51.2%	53.0%	50.8%
% of FP17s for Band 1 Urgent Courses	24	683	3.5%	10.7%	9.1%	9.1%
% of FP17s Relating to Free Repair or Replacements	1	683	0.1%	0.9%	1.0%	0.8%
% of FP17s Relating to Continuations	19	683	2.8%	0.9%	1.0%	0.9%
% of Patients satisfied with the dentistry they have received	0	0	N/A	94.5%	93.2%	92.5%
% of Patients satisfied with the time they had to wait for an appointment	0	0	N/A	86.4%	88.1%	87.0%

\* This is based on patients treated on this contract for their most recent course of treatment.

Figures in italics indicate the base number of FP17s or Patient Questionnaire responses are less than 100. N/A is shown where the base number of responses is less than 10 during the period. % is calculated as Quantity/Base number\*100

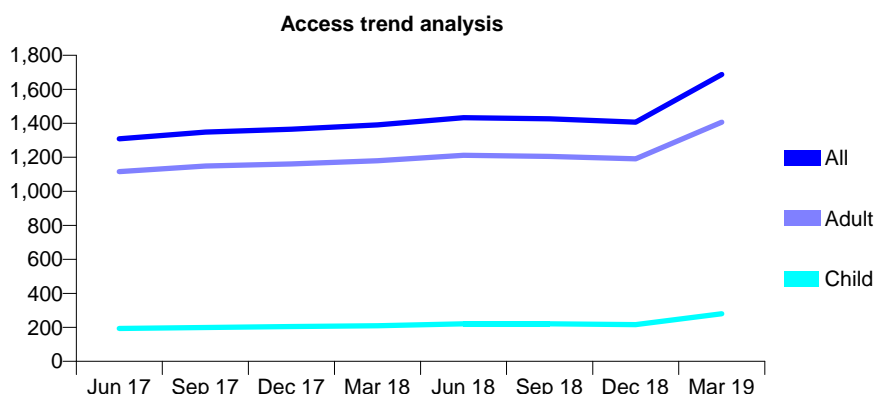
## Q47 - Vital Signs At a Glance Contract Report for 310395/0001 - Year end March 2019

Name or company name	Javed Ikram & Paul Mitchell
Contract type name	GDS Contract
Purpose of contract	General
Contract start date	01/04/2006
Contract end date	

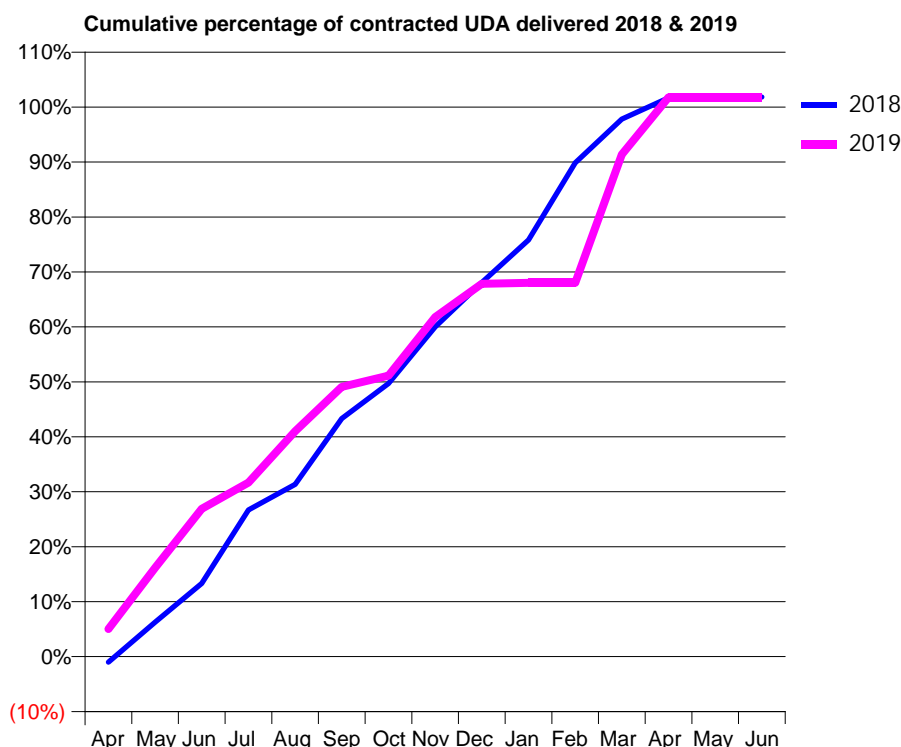
18/19 Contracted general activity (UDA)	4,491
Carry forward general activity (UDA)	-81
18/19 Contracted orthodontic activity (UOA)	0
Carry forward orthodontic activity (UOA)	0
Baseline contract value	£109,277.00

### ACCESS\*

Patients seen in 24 months	Total	Change since previous quarter
Quarter ending March 2018	1,390	
Quarter ending June 2018	1,433	↑
Quarter ending September 2018	1,426	→
Quarter ending December 2018	1,407	↓
Quarter ending March 2019	1,687	↑
<b>Variance since March 2018</b>	<b>21.4%</b>	<b>↑</b>



### ACTIVITY



Adjusted Scheduled Activity (UDA)		
Month	2018	2019
April	-46	226
May	281	726
June	598	1,208
July	1,199	1,423
August	1,407	1,842
September	1,946	2,204
October	2,231	2,296
November	2,695	2,774
December	3,058	3,046
January	3,405	3,054
February	4,036	3,054
March	4,392	4,104
April	4,567	4,570
May	4,567	4,570
June	4,572	4,570

### QUALITY

	Quantity	Base Number	Contract	AT	Region	England
% of FP17s for the same patient ID Re-attending within 3 months - Children	22	326	6.7%	12.0%	12.3%	11.8%
% of FP17s for the same patient ID Re-attending within 3 months - Adults	192	1,593	12.1%	15.3%	15.9%	15.7%
% of FP17s for the same patient ID Re-attending between 3 & 9 months - Children	155	326	47.5%	58.5%	60.2%	58.9%
% of FP17s for the same patient ID Re-attending between 3 & 9 months - Adults	754	1,593	47.3%	51.2%	53.0%	50.8%
% of FP17s for Band 1 Urgent Courses	100	2,003	5.0%	10.7%	9.1%	9.1%
% of FP17s Relating to Free Repair or Replacements	22	2,003	1.1%	0.9%	1.0%	0.8%
% of FP17s Relating to Continuations	29	2,003	1.4%	0.9%	1.0%	0.9%
% of Patients satisfied with the dentistry they have received	1	1	N/A	94.5%	93.2%	92.5%
% of Patients satisfied with the time they had to wait for an appointment	1	1	N/A	86.4%	88.1%	87.0%

\* This is based on patients treated on this contract for their most recent course of treatment.  
 Figures in *italics* indicate the base number of FP17s or Patient Questionnaire responses are less than 100. N/A is shown where the base number of responses is less than 10 during the period. % is calculated as Quantity/Base number\*100

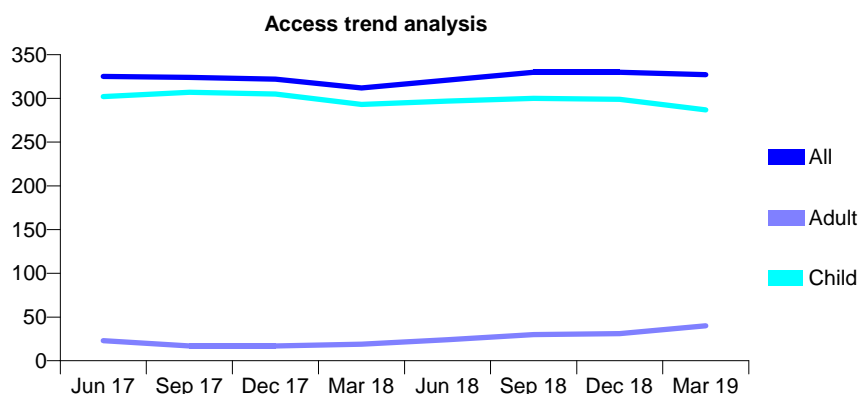
## Q47 - Vital Signs At a Glance Contract Report for 322938/0001 - Year end March 2019

Name or company name	MISS DE HASLEHURST
Contract type name	GDS Contract
Purpose of contract	General
Contract start date	01/04/2006
Contract end date	

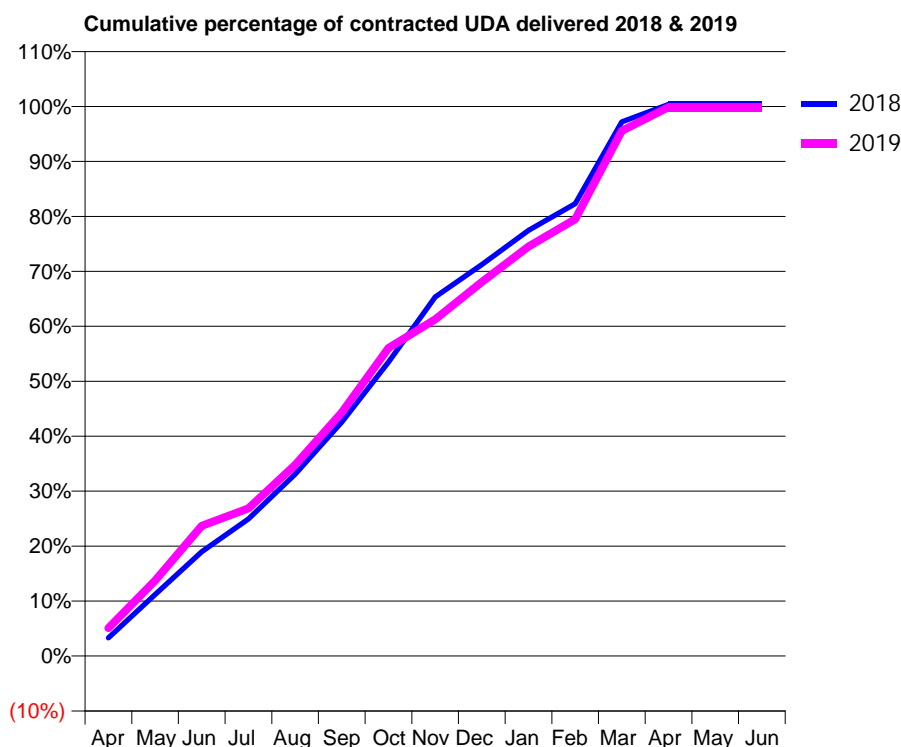
18/19 Contracted general activity (UDA)	785
Carry forward general activity (UDA)	-3
18/19 Contracted orthodontic activity (UOA)	0
Carry forward orthodontic activity (UOA)	0
Baseline contract value	£18,576.98

### ACCESS\*

Patients seen in 24 months	Total	Change since previous quarter
Quarter ending March 2018	312	
Quarter ending June 2018	321	↑
Quarter ending September 2018	330	↑
Quarter ending December 2018	330	→
Quarter ending March 2019	327	→
<b>Variance since March 2018</b>	<b>4.8%</b>	<b>↑</b>



### ACTIVITY



Adjusted Scheduled Activity (UDA)		
Month	2018	2019
April	26	40
May	88	108
June	149	186
July	196	211
August	260	273
September	334	348
October	420	440
November	513	481
December	559	534
January	608	585
February	646	624
March	763	750
April	788	784
May	788	784
June	788	784

### QUALITY

	Quantity	Base Number	Contract	AT	Region	England
% of FP17s for the same patient ID Re-attending within 3 months - Children	55	570	9.6%	12.0%	12.3%	11.8%
% of FP17s for the same patient ID Re-attending within 3 months - Adults	0	0	N/A	15.3%	15.9%	15.7%
% of FP17s for the same patient ID Re-attending between 3 & 9 months - Children	426	570	74.7%	58.5%	60.2%	58.9%
% of FP17s for the same patient ID Re-attending between 3 & 9 months - Adults	0	0	N/A	51.2%	53.0%	50.8%
% of FP17s for Band 1 Urgent Courses	0	569	0.0%	10.7%	9.1%	9.1%
% of FP17s Relating to Free Repair or Replacements	0	569	0.0%	0.9%	1.0%	0.8%
% of FP17s Relating to Continuations	4	569	0.7%	0.9%	1.0%	0.9%
% of Patients satisfied with the dentistry they have received	0	0	N/A	94.5%	93.2%	92.5%
% of Patients satisfied with the time they had to wait for an appointment	0	0	N/A	86.4%	88.1%	87.0%

\* This is based on patients treated on this contract for their most recent course of treatment.

Figures in italics indicate the base number of FP17s or Patient Questionnaire responses are less than 100. N/A is shown where the base number of responses is less than 10 during the period. % is calculated as Quantity/Base number\*100

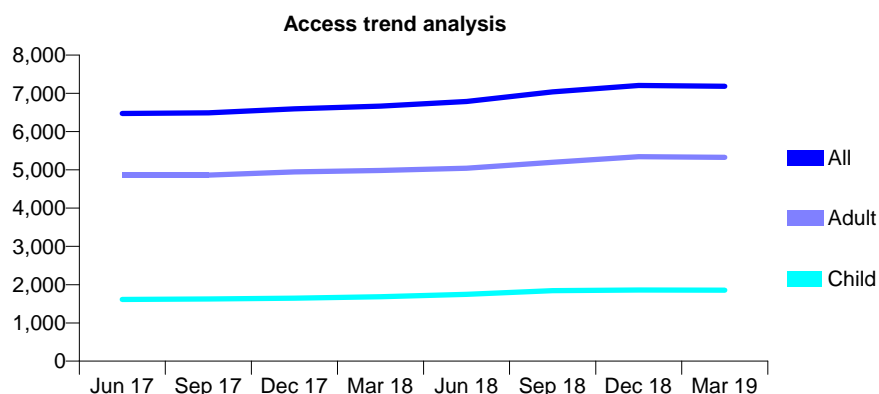
## Q47 - Vital Signs At a Glance Contract Report for 323918/0001 - Year end March 2019

Name or company name	Thomas and Thomas Dental Associates
Contract type name	GDS Contract
Purpose of contract	General
Contract start date	01/04/2006
Contract end date	

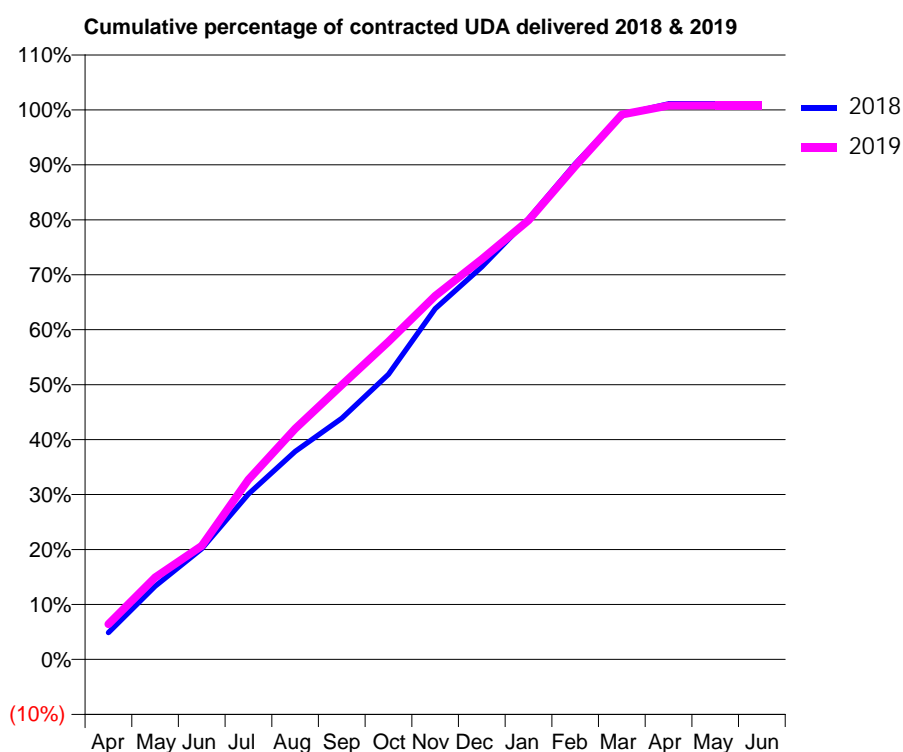
18/19 Contracted general activity (UDA)	23,517
Carry forward general activity (UDA)	-257
18/19 Contracted orthodontic activity (UOA)	0
Carry forward orthodontic activity (UOA)	0
Baseline contract value	£681,409.77

### ACCESS\*

Patients seen in 24 months	Total	Change since previous quarter
Quarter ending March 2018	6,667	
Quarter ending June 2018	6,790	→
Quarter ending September 2018	7,040	↑
Quarter ending December 2018	7,204	↑
Quarter ending March 2019	7,184	→
<b>Variance since March 2018</b>	<b>7.8%</b>	<b>↑</b>



### ACTIVITY



Adjusted Scheduled Activity (UDA)		
Month	2018	2019
April	1,152	1,510
May	3,136	3,515
June	4,738	4,862
July	7,081	7,696
August	8,900	9,868
September	10,315	11,743
October	12,205	13,594
November	15,008	15,559
December	16,800	17,124
January	18,861	18,790
February	21,216	21,112
March	23,314	23,317
April	23,775	23,698
May	23,772	23,704
June	23,774	23,706

### QUALITY

	Quantity	Base Number	Contract	AT	Region	England
% of FP17s for the same patient ID Re-attending within 3 months - Children	121	2,499	4.8%	12.0%	12.3%	11.8%
% of FP17s for the same patient ID Re-attending within 3 months - Adults	763	6,803	11.2%	15.3%	15.9%	15.7%
% of FP17s for the same patient ID Re-attending between 3 & 9 months - Children	1,427	2,499	57.1%	58.5%	60.2%	58.9%
% of FP17s for the same patient ID Re-attending between 3 & 9 months - Adults	3,568	6,803	52.4%	51.2%	53.0%	50.8%
% of FP17s for Band 1 Urgent Courses	569	9,289	6.1%	10.7%	9.1%	9.1%
% of FP17s Relating to Free Repair or Replacements	84	9,289	0.9%	0.9%	1.0%	0.8%
% of FP17s Relating to Continuations	45	9,289	0.5%	0.9%	1.0%	0.9%
% of Patients satisfied with the dentistry they have received	2	2	N/A	94.5%	93.2%	92.5%
% of Patients satisfied with the time they had to wait for an appointment	2	2	N/A	86.4%	88.1%	87.0%

\* This is based on patients treated on this contract for their most recent course of treatment. Figures in italics indicate the base number of FP17s or Patient Questionnaire responses are less than 100. N/A is shown where the base number of responses is less than 10 during the period. % is calculated as Quantity/Base number\*100

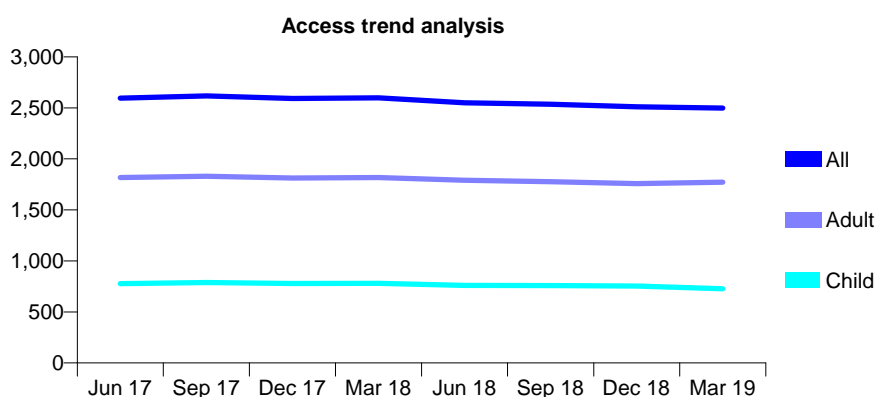
## Q47 - Vital Signs At a Glance Contract Report for 330426/0001 - Year end March 2019

Name or company name	MR P BARRAND
Contract type name	GDS Contract
Purpose of contract	General
Contract start date	01/04/2006
Contract end date	

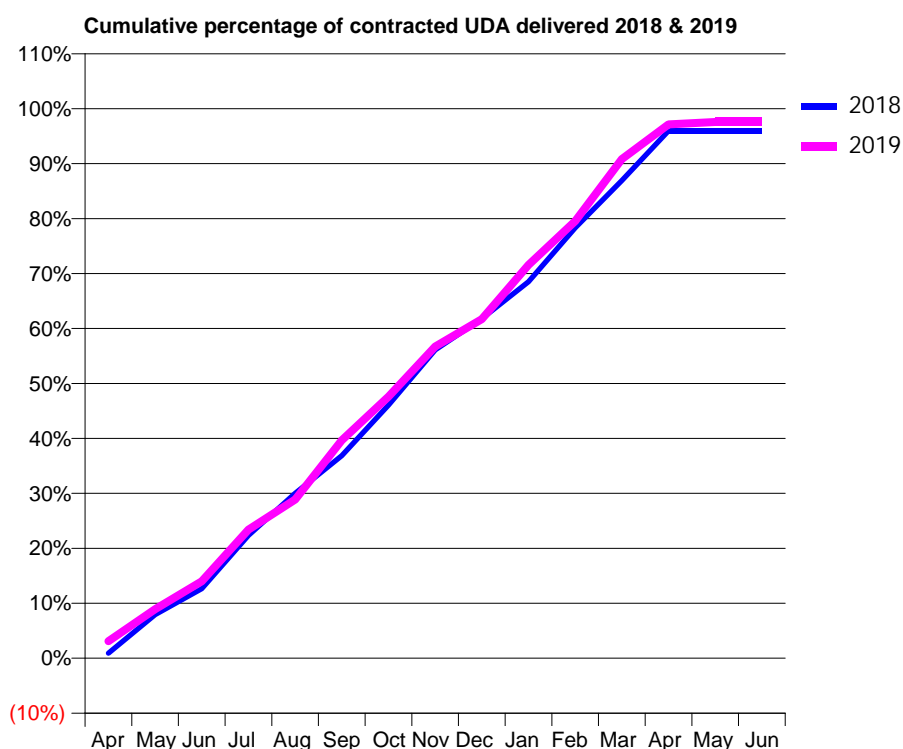
18/19 Contracted general activity (UDA)	7,406
Carry forward general activity (UDA)	0
18/19 Contracted orthodontic activity (UOA)	0
Carry forward orthodontic activity (UOA)	0
Baseline contract value	£213,575.44

### ACCESS\*

Patients seen in 24 months	Total	Change since previous quarter
Quarter ending March 2018	2,598	
Quarter ending June 2018	2,550	↓
Quarter ending September 2018	2,535	→
Quarter ending December 2018	2,511	→
Quarter ending March 2019	2,499	→
<b>Variance since March 2018</b>	<b>(3.8%)</b>	<b>↓</b>



### ACTIVITY



Adjusted Scheduled Activity (UDA)		
Month	2018	2019
April	72	229
May	608	660
June	970	1,036
July	1,714	1,734
August	2,300	2,140
September	2,824	2,937
October	3,533	3,524
November	4,301	4,202
December	4,736	4,569
January	5,252	5,300
February	6,004	5,893
March	6,663	6,727
April	7,357	7,193
May	7,357	7,226
June	7,357	7,226

### QUALITY

	Quantity	Base Number	Contract	AT	Region	England
% of FP17s for the same patient ID Re-attending within 3 months - Children	86	980	8.8%	12.0%	12.3%	11.8%
% of FP17s for the same patient ID Re-attending within 3 months - Adults	275	1,967	14.0%	15.3%	15.9%	15.7%
% of FP17s for the same patient ID Re-attending between 3 & 9 months - Children	456	980	46.5%	58.5%	60.2%	58.9%
% of FP17s for the same patient ID Re-attending between 3 & 9 months - Adults	720	1,967	36.6%	51.2%	53.0%	50.8%
% of FP17s for Band 1 Urgent Courses	94	2,883	3.3%	10.7%	9.1%	9.1%
% of FP17s Relating to Free Repair or Replacements	21	2,883	0.7%	0.9%	1.0%	0.8%
% of FP17s Relating to Continuations	53	2,883	1.8%	0.9%	1.0%	0.9%
% of Patients satisfied with the dentistry they have received	0	0	N/A	94.5%	93.2%	92.5%
% of Patients satisfied with the time they had to wait for an appointment	0	0	N/A	86.4%	88.1%	87.0%

\* This is based on patients treated on this contract for their most recent course of treatment.

Figures in italics indicate the base number of FP17s or Patient Questionnaire responses are less than 100. N/A is shown where the base number of responses is less than 10 during the period. % is calculated as Quantity/Base number\*100



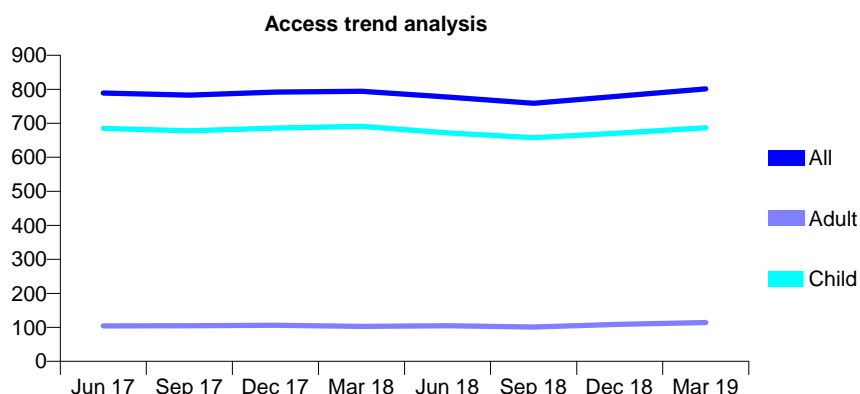
## Q47 - Vital Signs At a Glance Contract Report for 330892/0001 - Year end March 2019

Name or company name	MISS KG LAMB
Contract type name	GDS Contract
Purpose of contract	General
Contract start date	01/04/2006
Contract end date	

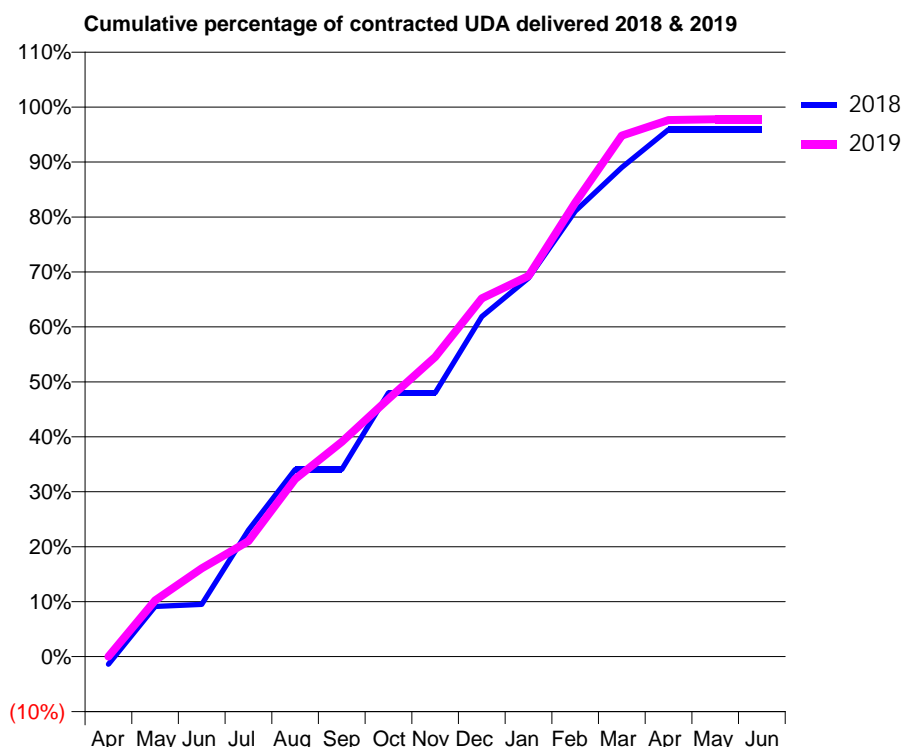
18/19 Contracted general activity (UDA)	1,500
Carry forward general activity (UDA)	0
18/19 Contracted orthodontic activity (UOA)	0
Carry forward orthodontic activity (UOA)	0
Baseline contract value	£36,373.15

### ACCESS\*

Patients seen in 24 months	Total	Change since previous quarter
Quarter ending March 2018	794	
Quarter ending June 2018	777	↓
Quarter ending September 2018	759	↓
Quarter ending December 2018	780	↑
Quarter ending March 2019	801	↑
<b>Variance since March 2018</b>	<b>0.9%</b>	<b>→</b>



### ACTIVITY



Adjusted Scheduled Activity (UDA)		
Month	2018	2019
April	-21	0
May	137	154
June	143	241
July	345	315
August	511	485
September	511	586
October	720	703
November	720	818
December	928	978
January	1,033	1,039
February	1,216	1,239
March	1,335	1,422
April	1,439	1,464
May	1,439	1,467
June	1,439	1,467

### QUALITY

	Quantity	Base Number	Contract	AT	Region	England
% of FP17s for the same patient ID Re-attending within 3 months - Children	72	1,132	6.4%	12.0%	12.3%	11.8%
% of FP17s for the same patient ID Re-attending within 3 months - Adults	2	49	4.1%	15.3%	15.9%	15.7%
% of FP17s for the same patient ID Re-attending between 3 & 9 months - Children	716	1,132	63.3%	58.5%	60.2%	58.9%
% of FP17s for the same patient ID Re-attending between 3 & 9 months - Adults	36	49	73.5%	51.2%	53.0%	50.8%
% of FP17s for Band 1 Urgent Courses	44	1,129	3.9%	10.7%	9.1%	9.1%
% of FP17s Relating to Free Repair or Replacements	0	1,129	0.0%	0.9%	1.0%	0.8%
% of FP17s Relating to Continuations	12	1,129	1.1%	0.9%	1.0%	0.9%
% of Patients satisfied with the dentistry they have received	0	0	N/A	94.5%	93.2%	92.5%
% of Patients satisfied with the time they had to wait for an appointment	0	0	N/A	86.4%	88.1%	87.0%

\* This is based on patients treated on this contract for their most recent course of treatment.  
 Figures in *italics* indicate the base number of FP17s or Patient Questionnaire responses are less than 100. N/A is shown where the base number of responses is less than 10 during the period. % is calculated as Quantity/Base number\*100

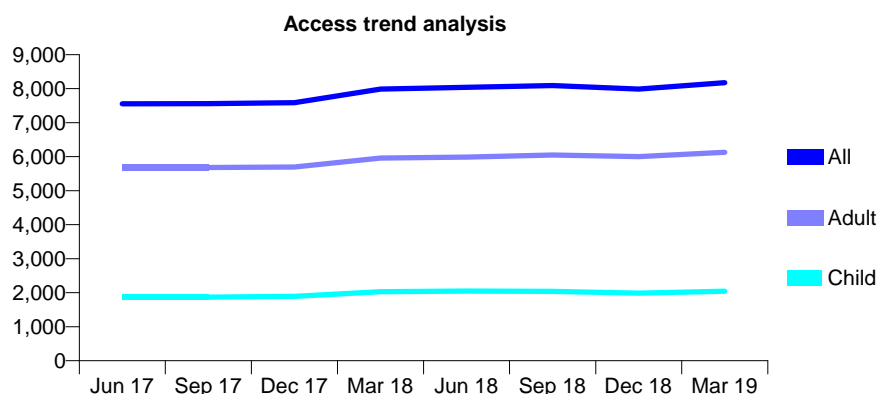
## Q47 - Vital Signs At a Glance Contract Report for 339717/0001 - Year end March 2019

Name or company name	MR IC WALSH
Contract type name	Pilot Contract
Purpose of contract	General
Contract start date	01/04/2006
Contract end date	

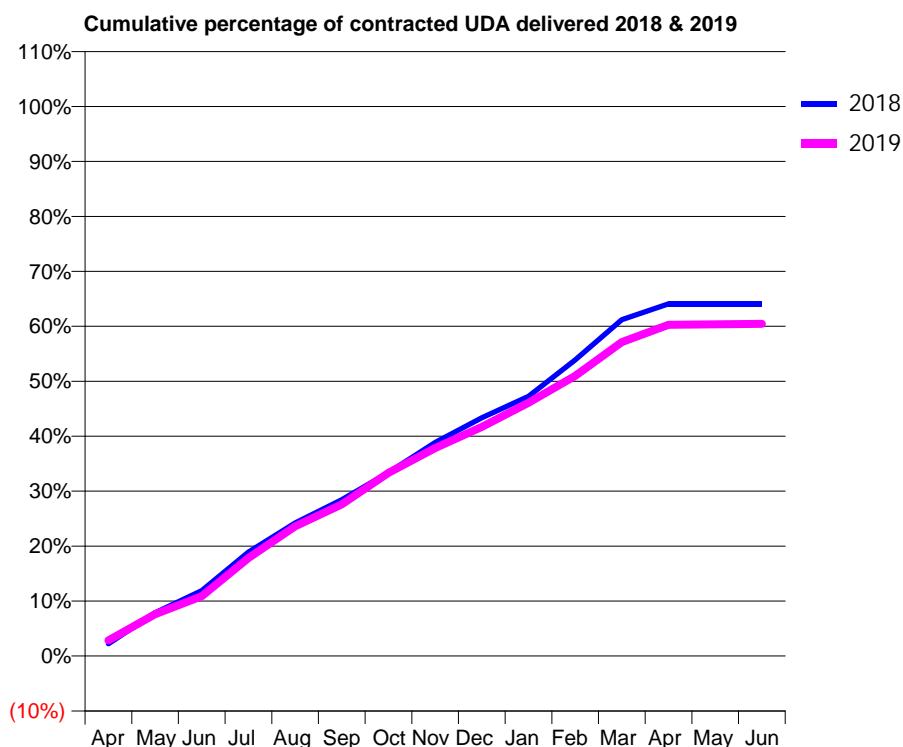
18/19 Contracted general activity (UDA)	29,894
Carry forward general activity (UDA)	0
18/19 Contracted orthodontic activity (UOA)	0
Carry forward orthodontic activity (UOA)	0
Baseline contract value	£853,108.76

### ACCESS\*

Patients seen in 24 months	Total	Change since previous quarter
Quarter ending March 2018	7,989	
Quarter ending June 2018	8,041	→
Quarter ending September 2018	8,092	→
Quarter ending December 2018	7,991	↓
Quarter ending March 2019	8,180	↑
<b>Variance since March 2018</b>	<b>2.4%</b>	<b>↑</b>



### ACTIVITY



Adjusted Scheduled Activity (UDA)		
Month	2018	2019
April	669	854
May	2,353	2,275
June	3,557	3,251
July	5,653	5,333
August	7,239	7,057
September	8,496	8,254
October	9,984	9,962
November	11,616	11,313
December	12,957	12,459
January	14,125	13,779
February	16,108	15,237
March	18,299	17,073
April	19,158	18,020
May	19,158	18,048
June	19,155	18,064

### QUALITY

	Quantity	Base Number	Contract	AT	Region	England
% of FP17s for the same patient ID Re-attending within 3 months - Children	185	2,437	7.6%	12.0%	12.3%	11.8%
% of FP17s for the same patient ID Re-attending within 3 months - Adults	929	6,296	14.8%	15.3%	15.9%	15.7%
% of FP17s for the same patient ID Re-attending between 3 & 9 months - Children	1,037	2,437	42.6%	58.5%	60.2%	58.9%
% of FP17s for the same patient ID Re-attending between 3 & 9 months - Adults	1,833	6,296	29.1%	51.2%	53.0%	50.8%
% of FP17s for Band 1 Urgent Courses	633	8,828	7.2%	10.7%	9.1%	9.1%
% of FP17s Relating to Free Repair or Replacements	179	8,828	2.0%	0.9%	1.0%	0.8%
% of FP17s Relating to Continuations	70	8,828	0.8%	0.9%	1.0%	0.9%
% of Patients satisfied with the dentistry they have received	5	5	N/A	94.5%	93.2%	92.5%
% of Patients satisfied with the time they had to wait for an appointment	3	5	N/A	86.4%	88.1%	87.0%

\* This is based on patients treated on this contract for their most recent course of treatment.

Figures in italics indicate the base number of FP17s or Patient Questionnaire responses are less than 100. N/A is shown where the base number of responses is less than 10 during the period. % is calculated as Quantity/Base number\*100

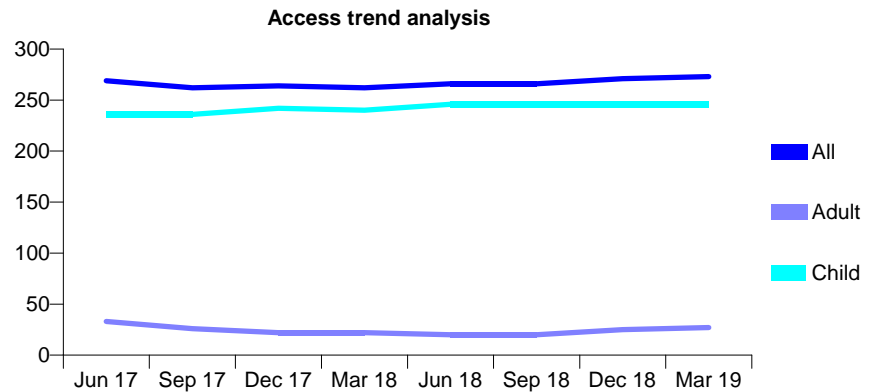
## Q47 - Vital Signs At a Glance Contract Report for 356093/0001 - Year end March 2019

Name or company name	MR K KHAN
Contract type name	GDS Contract
Purpose of contract	General
Contract start date	01/01/2010
Contract end date	

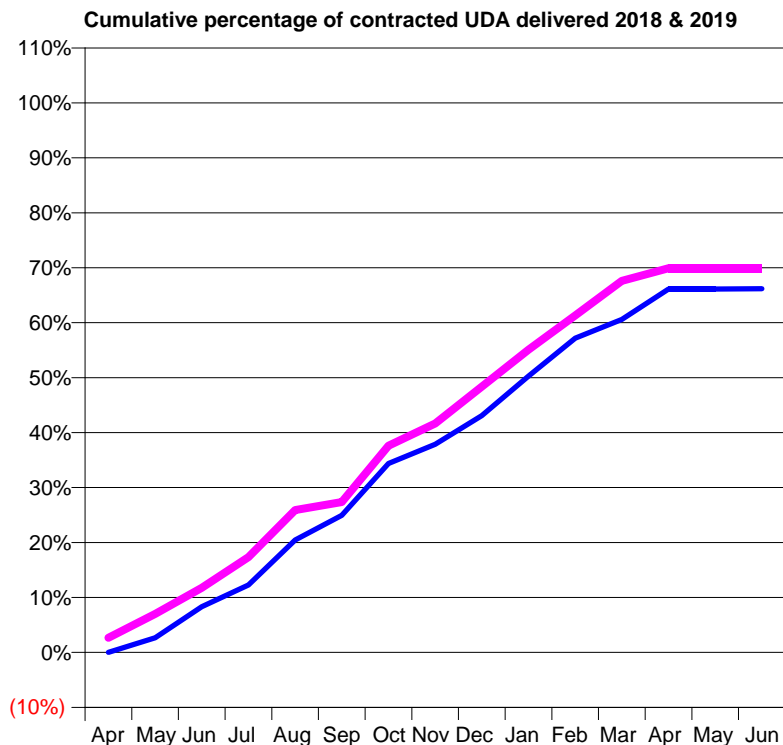
18/19 Contracted general activity (UDA)	1,091
Carry forward general activity (UDA)	0
18/19 Contracted orthodontic activity (UOA)	0
Carry forward orthodontic activity (UOA)	0
Baseline contract value	£26,646.61

### ACCESS\*

Patients seen in 24 months	Total	Change since previous quarter
Quarter ending March 2018	262	
Quarter ending June 2018	266	→
Quarter ending September 2018	266	→
Quarter ending December 2018	271	→
Quarter ending March 2019	273	→
<b>Variance since March 2018</b>	<b>4.2%</b>	<b>↑</b>



### ACTIVITY



Adjusted Scheduled Activity (UDA)		
Month	2018	2019
April	0	29
May	29	76
June	91	128
July	134	189
August	223	283
September	272	299
October	375	410
November	413	454
December	470	528
January	549	601
February	624	669
March	661	738
April	721	763
May	721	763
June	722	763

### QUALITY

	Quantity	Base Number	Contract	AT	Region	England
% of FP17s for the same patient ID Re-attending within 3 months - Children	79	547	14.4%	12.0%	12.3%	11.8%
% of FP17s for the same patient ID Re-attending within 3 months - Adults	0	1	0.0%	15.3%	15.9%	15.7%
% of FP17s for the same patient ID Re-attending between 3 & 9 months - Children	361	547	66.0%	58.5%	60.2%	58.9%
% of FP17s for the same patient ID Re-attending between 3 & 9 months - Adults	0	1	0.0%	51.2%	53.0%	50.8%
% of FP17s for Band 1 Urgent Courses	23	529	4.3%	10.7%	9.1%	9.1%
% of FP17s Relating to Free Repair or Replacements	0	529	0.0%	0.9%	1.0%	0.8%
% of FP17s Relating to Continuations	0	529	0.0%	0.9%	1.0%	0.9%
% of Patients satisfied with the dentistry they have received	0	0	N/A	94.5%	93.2%	92.5%
% of Patients satisfied with the time they had to wait for an appointment	0	0	N/A	86.4%	88.1%	87.0%

\* This is based on patients treated on this contract for their most recent course of treatment.

Figures in italics indicate the base number of FP17s or Patient Questionnaire responses are less than 100. N/A is shown where the base number of responses is less than 10 during the period. % is calculated as Quantity/Base number\*100

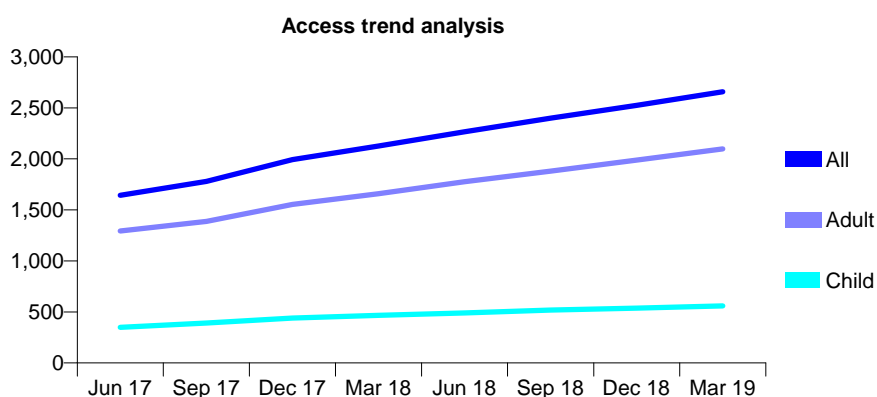
## Q47 - Vital Signs At a Glance Contract Report for 364525/0001 - Year end March 2019

Name or company name	Dr Sima Kothiwala
Contract type name	GDS Contract
Purpose of contract	General
Contract start date	01/07/2007
Contract end date	

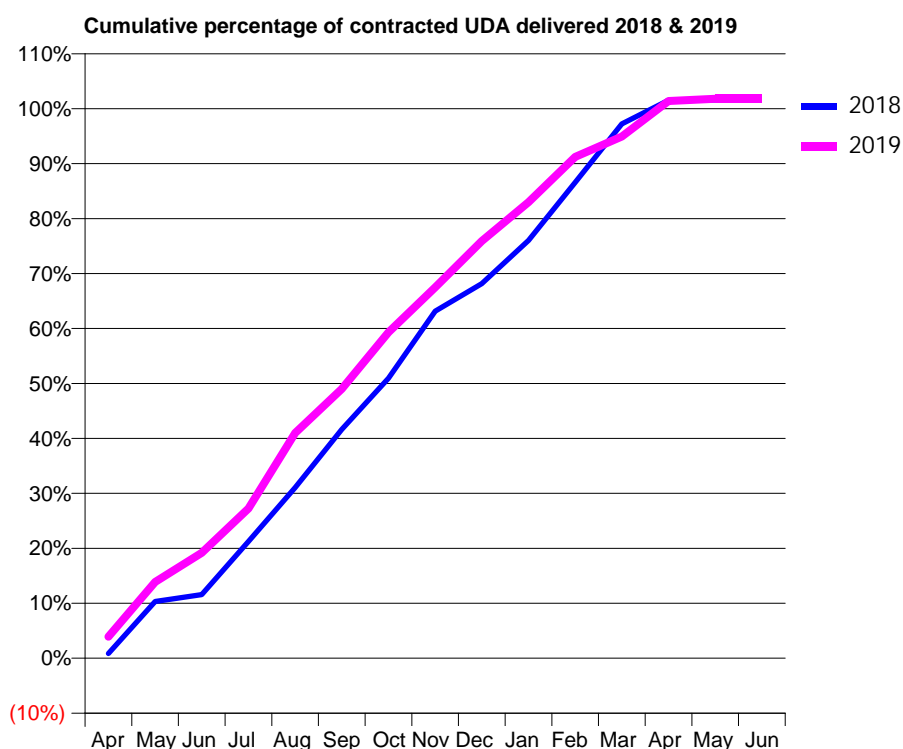
18/19 Contracted general activity (UDA)	10,662
Carry forward general activity (UDA)	-171
18/19 Contracted orthodontic activity (UOA)	0
Carry forward orthodontic activity (UOA)	0
Baseline contract value	£308,759.56

### ACCESS\*

Patients seen in 24 months	Total	Change since previous quarter
Quarter ending March 2018	2,126	
Quarter ending June 2018	2,266	↑
Quarter ending September 2018	2,399	↑
Quarter ending December 2018	2,525	↑
Quarter ending March 2019	2,658	↑
<b>Variance since March 2018</b>	<b>25.0%</b>	<b>↑</b>



### ACTIVITY



Adjusted Scheduled Activity (UDA)		
Month	2018	2019
April	92	418
May	1,101	1,478
June	1,235	2,044
July	2,266	2,905
August	3,313	4,372
September	4,439	5,224
October	5,433	6,326
November	6,733	7,197
December	7,267	8,092
January	8,105	8,848
February	9,232	9,728
March	10,366	10,121
April	10,826	10,812
May	10,833	10,853
June	10,833	10,853

### QUALITY

	Quantity	Base Number	Contract	AT	Region	England
% of FP17s for the same patient ID Re-attending within 3 months - Children	117	1,157	10.1%	12.0%	12.3%	11.8%
% of FP17s for the same patient ID Re-attending within 3 months - Adults	627	3,143	19.9%	15.3%	15.9%	15.7%
% of FP17s for the same patient ID Re-attending between 3 & 9 months - Children	802	1,157	69.3%	58.5%	60.2%	58.9%
% of FP17s for the same patient ID Re-attending between 3 & 9 months - Adults	1,624	3,143	51.7%	51.2%	53.0%	50.8%
% of FP17s for Band 1 Urgent Courses	416	4,448	9.4%	10.7%	9.1%	9.1%
% of FP17s Relating to Free Repair or Replacements	68	4,448	1.5%	0.9%	1.0%	0.8%
% of FP17s Relating to Continuations	174	4,448	3.9%	0.9%	1.0%	0.9%
% of Patients satisfied with the dentistry they have received	3	4	N/A	94.5%	93.2%	92.5%
% of Patients satisfied with the time they had to wait for an appointment	3	4	N/A	86.4%	88.1%	87.0%

\* This is based on patients treated on this contract for their most recent course of treatment.

Figures in italics indicate the base number of FP17s or Patient Questionnaire responses are less than 100. N/A is shown where the base number of responses is less than 10 during the period. % is calculated as Quantity/Base number\*100

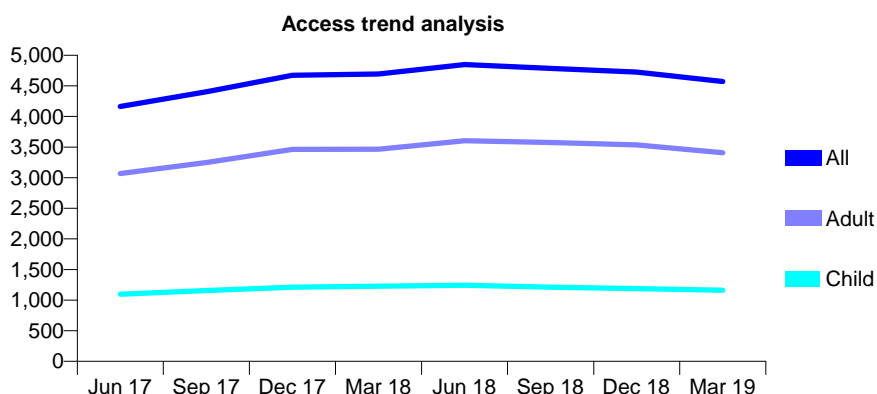
## Q47 - Vital Signs At a Glance Contract Report for 366102/0001 - Year end March 2019

Name or company name	MR A RAFIQ
Contract type name	GDS Contract
Purpose of contract	General
Contract start date	01/02/2008
Contract end date	

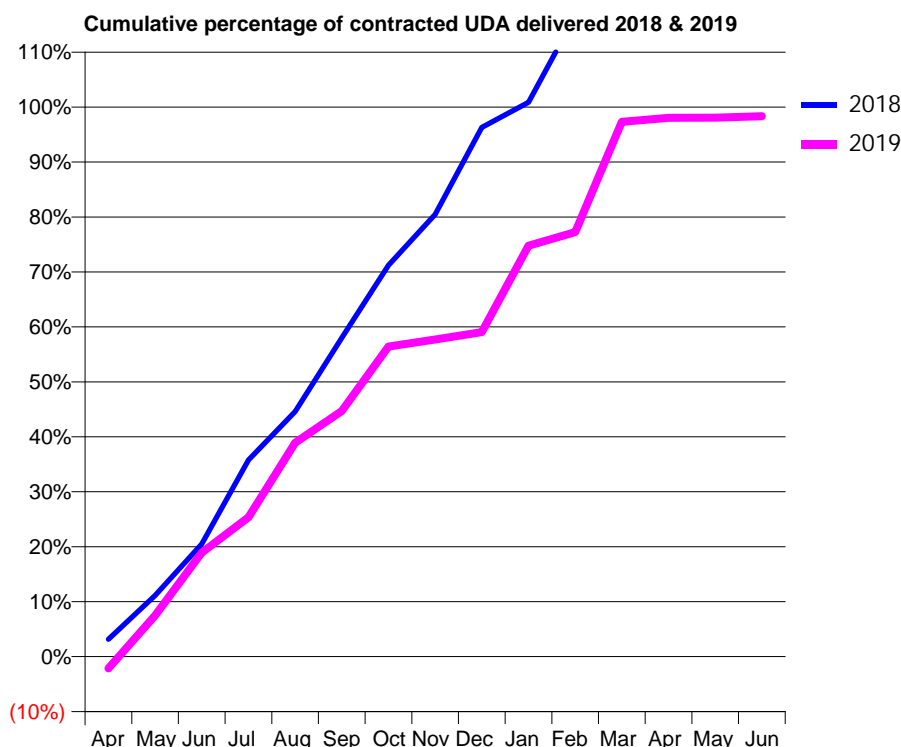
18/19 Contracted general activity (UDA)	10,412
Carry forward general activity (UDA)	0
18/19 Contracted orthodontic activity (UOA)	0
Carry forward orthodontic activity (UOA)	0
Baseline contract value	£298,859.90

### ACCESS\*

Patients seen in 24 months	Total	Change since previous quarter
Quarter ending March 2018	4,694	
Quarter ending June 2018	4,848	↑
Quarter ending September 2018	4,786	↓
Quarter ending December 2018	4,726	↓
Quarter ending March 2019	4,571	↓
<b>Variance since March 2018</b>	<b>(2.6%)</b>	<b>↓</b>



### ACTIVITY



Month	Adjusted Scheduled Activity (UDA)	
	2018	2019
April	329	-227
May	1,161	783
June	2,135	1,971
July	3,727	2,639
August	4,643	4,052
September	6,040	4,652
October	7,414	5,877
November	8,380	6,007
December	10,027	6,148
January	10,503	7,787
February	12,129	8,043
March	12,751	10,132
April	13,914	10,209
May	13,910	10,212
June	13,897	10,239

### QUALITY

	Quantity	Base Number	Contract	AT	Region	England
% of FP17s for the same patient ID Re-attending within 3 months - Children	131	1,561	8.4%	12.0%	12.3%	11.8%
% of FP17s for the same patient ID Re-attending within 3 months - Adults	433	4,382	9.9%	15.3%	15.9%	15.7%
% of FP17s for the same patient ID Re-attending between 3 & 9 months - Children	956	1,561	61.2%	58.5%	60.2%	58.9%
% of FP17s for the same patient ID Re-attending between 3 & 9 months - Adults	2,557	4,382	58.4%	51.2%	53.0%	50.8%
% of FP17s for Band 1 Urgent Courses	268	5,405	5.0%	10.7%	9.1%	9.1%
% of FP17s Relating to Free Repair or Replacements	99	5,405	1.8%	0.9%	1.0%	0.8%
% of FP17s Relating to Continuations	27	5,405	0.5%	0.9%	1.0%	0.9%
% of Patients satisfied with the dentistry they have received	0	0	N/A	94.5%	93.2%	92.5%
% of Patients satisfied with the time they had to wait for an appointment	0	0	N/A	86.4%	88.1%	87.0%

\* This is based on patients treated on this contract for their most recent course of treatment.  
 Figures in *italics* indicate the base number of FP17s or Patient Questionnaire responses are less than 100. N/A is shown where the base number of responses is less than 10 during the period. % is calculated as Quantity/Base number\*100

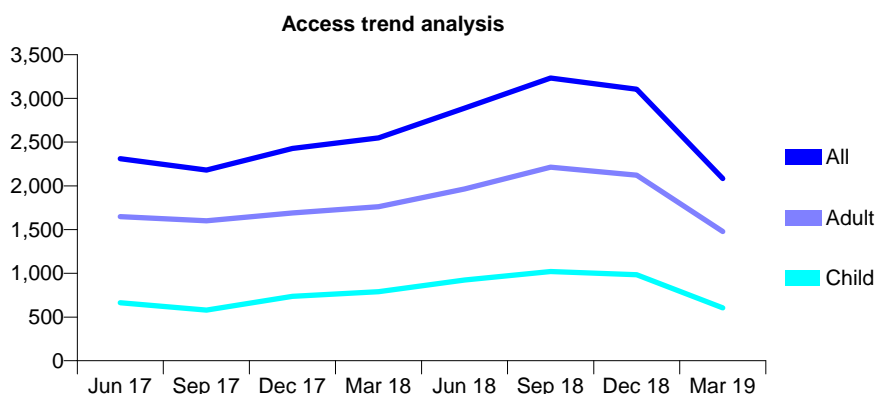
## Q47 - Vital Signs At a Glance Contract Report for 366102/0002 - Year end March 2019

Name or company name	MR A RAFIQ
Contract type name	GDS Contract
Purpose of contract	General
Contract start date	01/04/2008
Contract end date	

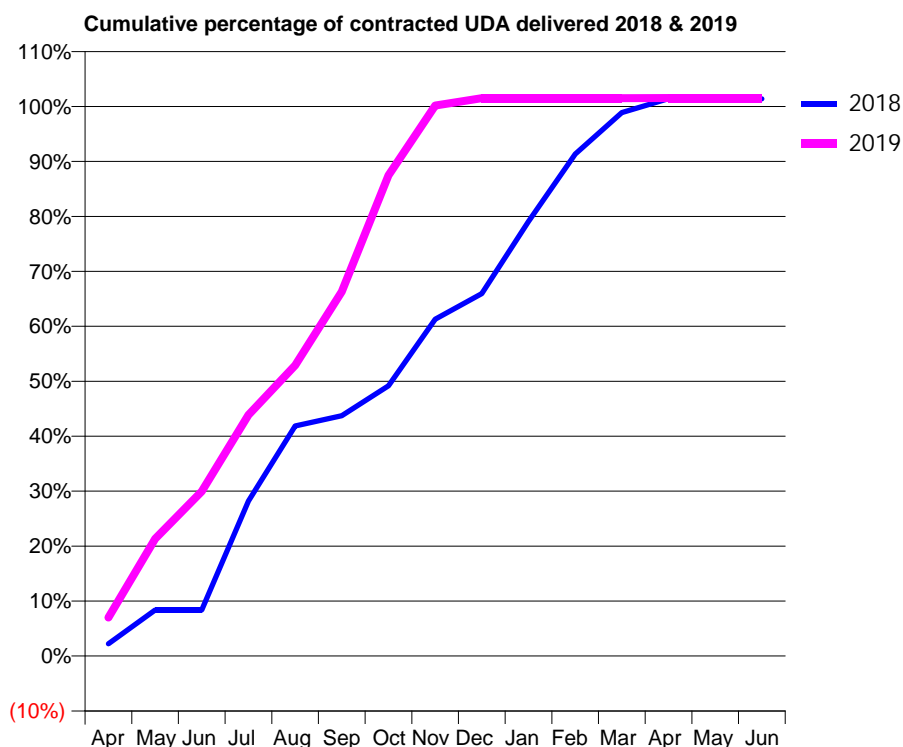
18/19 Contracted general activity (UDA)	7,521
Carry forward general activity (UDA)	-105
18/19 Contracted orthodontic activity (UOA)	0
Carry forward orthodontic activity (UOA)	0
Baseline contract value	£203,412.95

### ACCESS\*

Patients seen in 24 months	Total	Change since previous quarter
Quarter ending March 2018	2,549	
Quarter ending June 2018	2,889	↑
Quarter ending September 2018	3,233	↑
Quarter ending December 2018	3,105	↓
Quarter ending March 2019	2,084	↓
<b>Variance since March 2018</b>	<b>(18.2%)</b>	<b>↓</b>



### ACTIVITY



Adjusted Scheduled Activity (UDA)		
Month	2018	2019
April	167	527
May	630	1,605
June	630	2,253
July	2,122	3,299
August	3,148	3,980
September	3,287	4,985
October	3,698	6,578
November	4,610	7,534
December	4,960	7,634
January	5,947	7,633
February	6,870	7,633
March	7,437	7,633
April	7,629	7,637
May	7,628	7,637
June	7,626	7,637

### QUALITY

	Quantity	Base Number	Contract	AT	Region	England
% of FP17s for the same patient ID Re-attending within 3 months - Children	135	1,428	9.5%	12.0%	12.3%	11.8%
% of FP17s for the same patient ID Re-attending within 3 months - Adults	338	2,639	12.8%	15.3%	15.9%	15.7%
% of FP17s for the same patient ID Re-attending between 3 & 9 months - Children	619	1,428	43.3%	58.5%	60.2%	58.9%
% of FP17s for the same patient ID Re-attending between 3 & 9 months - Adults	1,014	2,639	38.4%	51.2%	53.0%	50.8%
% of FP17s for Band 1 Urgent Courses	271	3,975	6.8%	10.7%	9.1%	9.1%
% of FP17s Relating to Free Repair or Replacements	46	3,975	1.2%	0.9%	1.0%	0.8%
% of FP17s Relating to Continuations	10	3,975	0.3%	0.9%	1.0%	0.9%
% of Patients satisfied with the dentistry they have received	1	2	N/A	94.5%	93.2%	92.5%
% of Patients satisfied with the time they had to wait for an appointment	2	2	N/A	86.4%	88.1%	87.0%

\* This is based on patients treated on this contract for their most recent course of treatment.

Figures in italics indicate the base number of FP17s or Patient Questionnaire responses are less than 100. N/A is shown where the base number of responses is less than 10 during the period. % is calculated as Quantity/Base number\*100

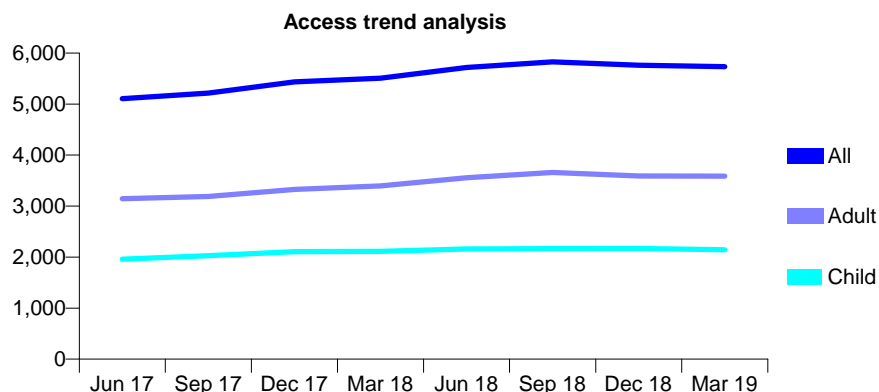
## Q47 - Vital Signs At a Glance Contract Report for 366102/0003 - Year end March 2019

Name or company name	MR A RAFIQ
Contract type name	GDS Contract
Purpose of contract	General
Contract start date	01/02/2010
Contract end date	

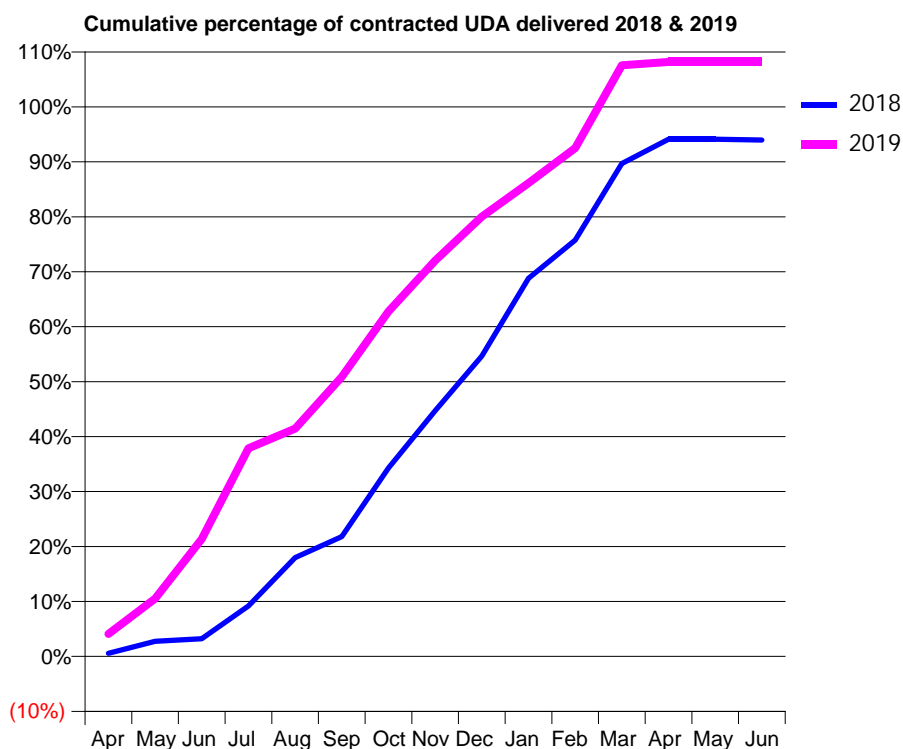
18/19 Contracted general activity (UDA)	15,000
Carry forward general activity (UDA)	0
18/19 Contracted orthodontic activity (UOA)	0
Carry forward orthodontic activity (UOA)	0
Baseline contract value	£416,297.36

### ACCESS\*

Patients seen in 24 months	Total	Change since previous quarter
Quarter ending March 2018	5,508	
Quarter ending June 2018	5,720	↑
Quarter ending September 2018	5,826	→
Quarter ending December 2018	5,761	↓
Quarter ending March 2019	5,733	→
<b>Variance since March 2018</b>	<b>4.1%</b>	<b>↑</b>



### ACTIVITY



Adjusted Scheduled Activity (UDA)		
Month	2018	2019
April	86	612
May	412	1,578
June	484	3,204
July	1,378	5,679
August	2,700	6,219
September	3,270	7,626
October	5,145	9,414
November	6,707	10,805
December	8,201	12,001
January	10,321	12,921
February	11,364	13,876
March	13,451	16,133
April	14,116	16,225
May	14,113	16,227
June	14,097	16,225

### QUALITY

	Quantity	Base Number	Contract	AT	Region	England
% of FP17s for the same patient ID Re-attending within 3 months - Children	299	3,070	9.7%	12.0%	12.3%	11.8%
% of FP17s for the same patient ID Re-attending within 3 months - Adults	723	4,532	16.0%	15.3%	15.9%	15.7%
% of FP17s for the same patient ID Re-attending between 3 & 9 months - Children	1,629	3,070	53.1%	58.5%	60.2%	58.9%
% of FP17s for the same patient ID Re-attending between 3 & 9 months - Adults	2,147	4,532	47.4%	51.2%	53.0%	50.8%
% of FP17s for Band 1 Urgent Courses	499	7,371	6.8%	10.7%	9.1%	9.1%
% of FP17s Relating to Free Repair or Replacements	54	7,371	0.7%	0.9%	1.0%	0.8%
% of FP17s Relating to Continuations	10	7,371	0.1%	0.9%	1.0%	0.9%
% of Patients satisfied with the dentistry they have received	4	5	N/A	94.5%	93.2%	92.5%
% of Patients satisfied with the time they had to wait for an appointment	5	5	N/A	86.4%	88.1%	87.0%

\* This is based on patients treated on this contract for their most recent course of treatment.

Figures in italics indicate the base number of FP17s or Patient Questionnaire responses are less than 100. N/A is shown where the base number of responses is less than 10 during the period. % is calculated as Quantity/Base number\*100



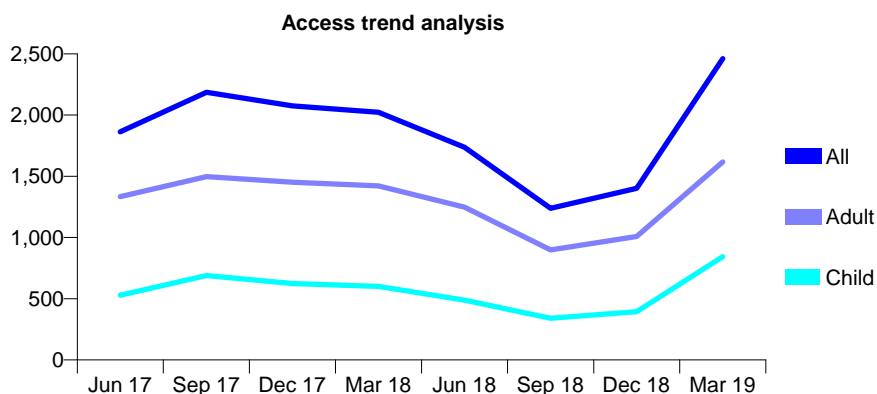
## Q47 - Vital Signs At a Glance Contract Report for 366102/0004 - Year end March 2019

Name or company name	MR A RAFIQ
Contract type name	GDS Contract
Purpose of contract	General
Contract start date	17/12/2010
Contract end date	

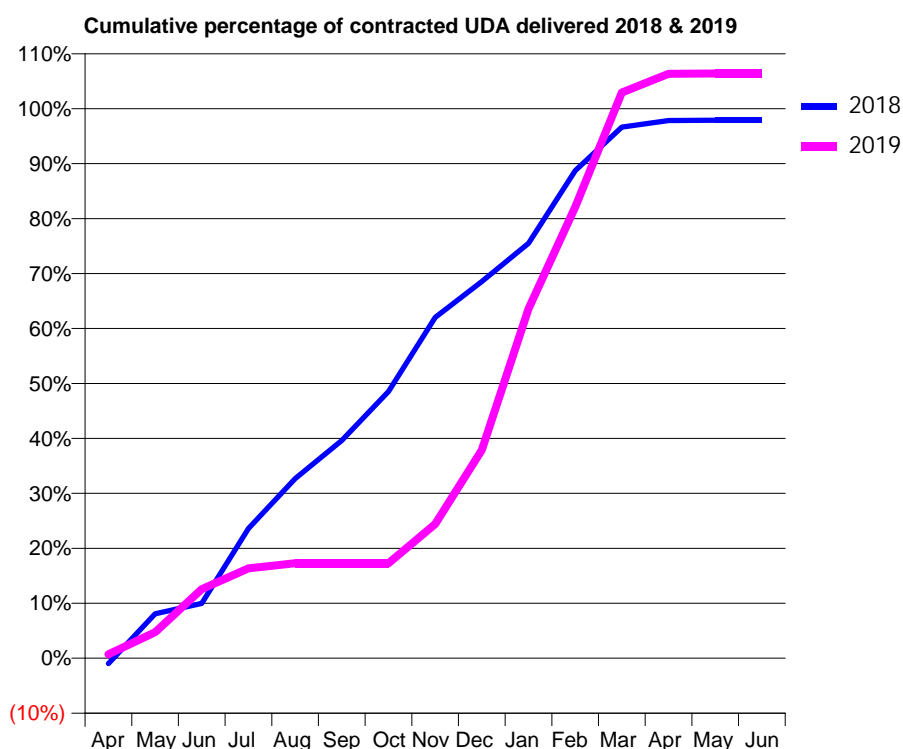
18/19 Contracted general activity (UDA)	5,754
Carry forward general activity (UDA)	121
18/19 Contracted orthodontic activity (UOA)	0
Carry forward orthodontic activity (UOA)	0
Baseline contract value	£140,346.56

### ACCESS\*

Patients seen in 24 months	Total	Change since previous quarter
Quarter ending March 2018	2,022	
Quarter ending June 2018	1,737	↓
Quarter ending September 2018	1,238	↓
Quarter ending December 2018	1,402	↑
Quarter ending March 2019	2,461	↑
<b>Variance since March 2018</b>	<b>21.7%</b>	<b>↑</b>



### ACTIVITY



Adjusted Scheduled Activity (UDA)		
Month	2018	2019
April	-56	41
May	465	273
June	574	723
July	1,357	941
August	1,881	995
September	2,279	995
October	2,793	995
November	3,569	1,405
December	3,943	2,179
January	4,345	3,659
February	5,105	4,724
March	5,561	5,923
April	5,629	6,119
May	5,633	6,122
June	5,633	6,122

### QUALITY

	Quantity	Base Number	Contract	AT	Region	England
% of FP17s for the same patient ID Re-attending within 3 months - Children	73	1,052	6.9%	12.0%	12.3%	11.8%
% of FP17s for the same patient ID Re-attending within 3 months - Adults	181	1,945	9.3%	15.3%	15.9%	15.7%
% of FP17s for the same patient ID Re-attending between 3 & 9 months - Children	133	1,052	12.6%	58.5%	60.2%	58.9%
% of FP17s for the same patient ID Re-attending between 3 & 9 months - Adults	311	1,945	16.0%	51.2%	53.0%	50.8%
% of FP17s for Band 1 Urgent Courses	272	3,052	8.9%	10.7%	9.1%	9.1%
% of FP17s Relating to Free Repair or Replacements	26	3,052	0.9%	0.9%	1.0%	0.8%
% of FP17s Relating to Continuations	16	3,052	0.5%	0.9%	1.0%	0.9%
% of Patients satisfied with the dentistry they have received	1	1	N/A	94.5%	93.2%	92.5%
% of Patients satisfied with the time they had to wait for an appointment	1	1	N/A	86.4%	88.1%	87.0%

\* This is based on patients treated on this contract for their most recent course of treatment. Figures in italics indicate the base number of FP17s or Patient Questionnaire responses are less than 100. N/A is shown where the base number of responses is less than 10 during the period. % is calculated as Quantity/Base number\*100

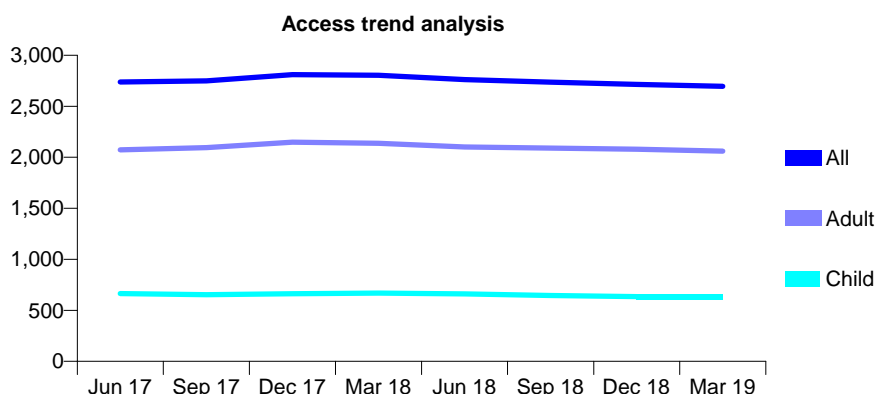
## Q47 - Vital Signs At a Glance Contract Report for 565938/0001 - Year end March 2019

Name or company name	MR SR BASS
Contract type name	GDS Contract
Purpose of contract	General
Contract start date	01/04/2006
Contract end date	

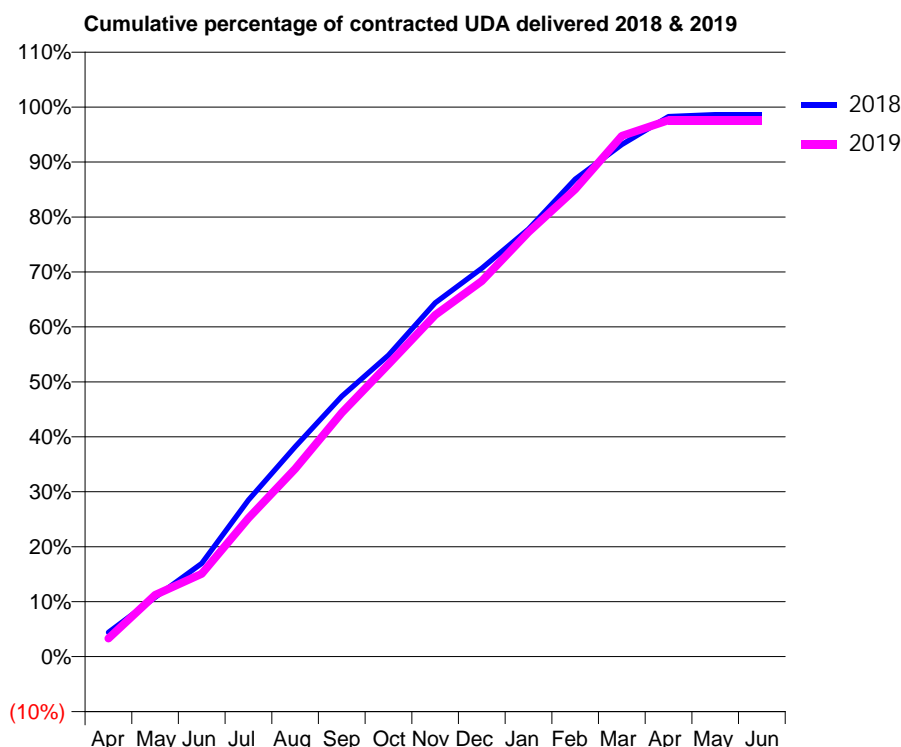
18/19 Contracted general activity (UDA)	8,209
Carry forward general activity (UDA)	121
18/19 Contracted orthodontic activity (UOA)	0
Carry forward orthodontic activity (UOA)	0
Baseline contract value	£235,224.71

### ACCESS\*

Patients seen in 24 months	Total	Change since previous quarter
Quarter ending March 2018	2,805	
Quarter ending June 2018	2,762	↓
Quarter ending September 2018	2,736	→
Quarter ending December 2018	2,714	→
Quarter ending March 2019	2,696	→
<b>Variance since March 2018</b>	<b>(3.9%)</b>	<b>↓</b>



### ACTIVITY



Adjusted Scheduled Activity (UDA)		
Month	2018	2019
April	386	271
May	945	922
June	1,488	1,239
July	2,497	2,069
August	3,346	2,807
September	4,150	3,642
October	4,806	4,366
November	5,638	5,102
December	6,190	5,611
January	6,814	6,342
February	7,611	6,982
March	8,161	7,777
April	8,607	8,013
May	8,638	8,011
June	8,638	8,011

### QUALITY

	Quantity	Base Number	Contract	AT	Region	England
% of FP17s for the same patient ID Re-attending within 3 months - Children	73	843	8.7%	12.0%	12.3%	11.8%
% of FP17s for the same patient ID Re-attending within 3 months - Adults	350	2,569	13.6%	15.3%	15.9%	15.7%
% of FP17s for the same patient ID Re-attending between 3 & 9 months - Children	432	843	51.2%	58.5%	60.2%	58.9%
% of FP17s for the same patient ID Re-attending between 3 & 9 months - Adults	1,185	2,569	46.1%	51.2%	53.0%	50.8%
% of FP17s for Band 1 Urgent Courses	252	3,287	7.7%	10.7%	9.1%	9.1%
% of FP17s Relating to Free Repair or Replacements	20	3,287	0.6%	0.9%	1.0%	0.8%
% of FP17s Relating to Continuations	70	3,287	2.1%	0.9%	1.0%	0.9%
% of Patients satisfied with the dentistry they have received	0	0	N/A	94.5%	93.2%	92.5%
% of Patients satisfied with the time they had to wait for an appointment	0	0	N/A	86.4%	88.1%	87.0%

\* This is based on patients treated on this contract for their most recent course of treatment.  
 Figures in *italics* indicate the base number of FP17s or Patient Questionnaire responses are less than 100. N/A is shown where the base number of responses is less than 10 during the period. % is calculated as Quantity/Base number\*100

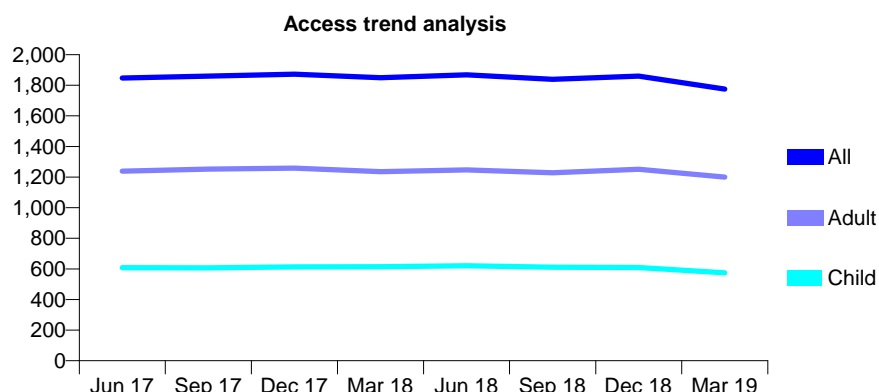
## Q47 - Vital Signs At a Glance Contract Report for 565938/0002 - Year end March 2019

Name or company name	MR SR BASS
Contract type name	GDS Contract
Purpose of contract	General
Contract start date	20/08/2007
Contract end date	

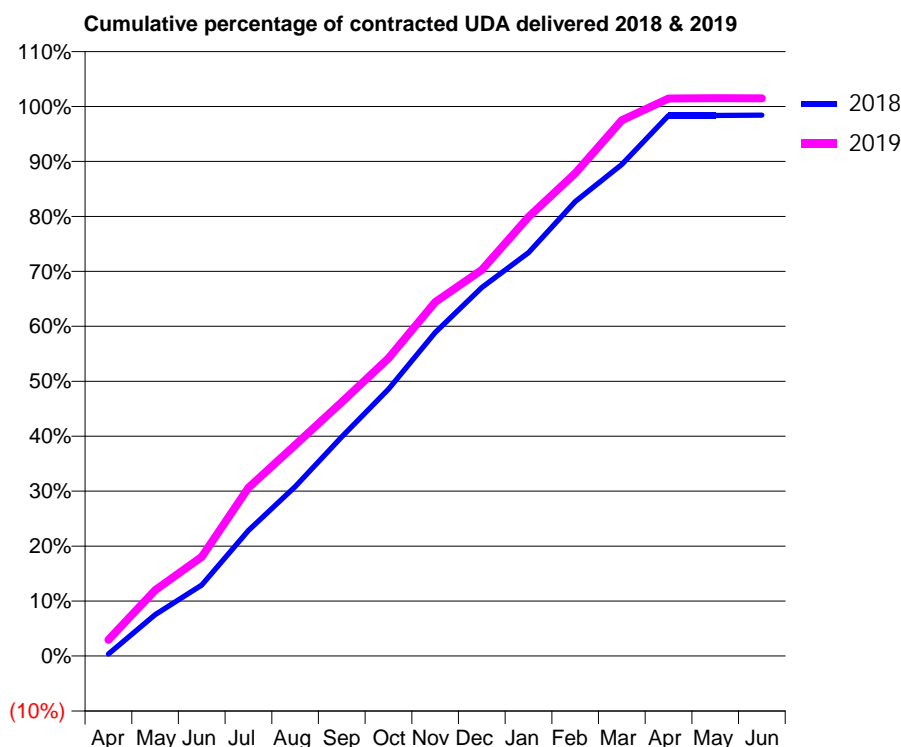
18/19 Contracted general activity (UDA)	5,553
Carry forward general activity (UDA)	95
18/19 Contracted orthodontic activity (UOA)	0
Carry forward orthodontic activity (UOA)	0
Baseline contract value	£148,343.17

### ACCESS\*

Patients seen in 24 months	Total	Change since previous quarter
Quarter ending March 2018	1,850	
Quarter ending June 2018	1,868	→
Quarter ending September 2018	1,839	↓
Quarter ending December 2018	1,860	→
Quarter ending March 2019	1,775	↓
<b>Variance since March 2018</b>	<b>(4.1%)</b>	<b>↓</b>



### ACTIVITY



Adjusted Scheduled Activity (UDA)		
Month	2018	2019
April	22	166
May	452	666
June	775	1,002
July	1,372	1,701
August	1,851	2,132
September	2,394	2,564
October	2,915	3,008
November	3,534	3,578
December	4,026	3,901
January	4,406	4,437
February	4,963	4,879
March	5,369	5,414
April	5,905	5,634
May	5,905	5,636
June	5,908	5,635

### QUALITY

	Quantity	Base Number	Contract	AT	Region	England
% of FP17s for the same patient ID Re-attending within 3 months - Children	47	670	7.0%	12.0%	12.3%	11.8%
% of FP17s for the same patient ID Re-attending within 3 months - Adults	277	1,576	17.6%	15.3%	15.9%	15.7%
% of FP17s for the same patient ID Re-attending between 3 & 9 months - Children	321	670	47.9%	58.5%	60.2%	58.9%
% of FP17s for the same patient ID Re-attending between 3 & 9 months - Adults	654	1,576	41.5%	51.2%	53.0%	50.8%
% of FP17s for Band 1 Urgent Courses	119	2,127	5.6%	10.7%	9.1%	9.1%
% of FP17s Relating to Free Repair or Replacements	29	2,127	1.4%	0.9%	1.0%	0.8%
% of FP17s Relating to Continuations	62	2,127	2.9%	0.9%	1.0%	0.9%
% of Patients satisfied with the dentistry they have received	0	0	N/A	94.5%	93.2%	92.5%
% of Patients satisfied with the time they had to wait for an appointment	0	0	N/A	86.4%	88.1%	87.0%

\* This is based on patients treated on this contract for their most recent course of treatment.

Figures in italics indicate the base number of FP17s or Patient Questionnaire responses are less than 100. N/A is shown where the base number of responses is less than 10 during the period. % is calculated as Quantity/Base number\*100

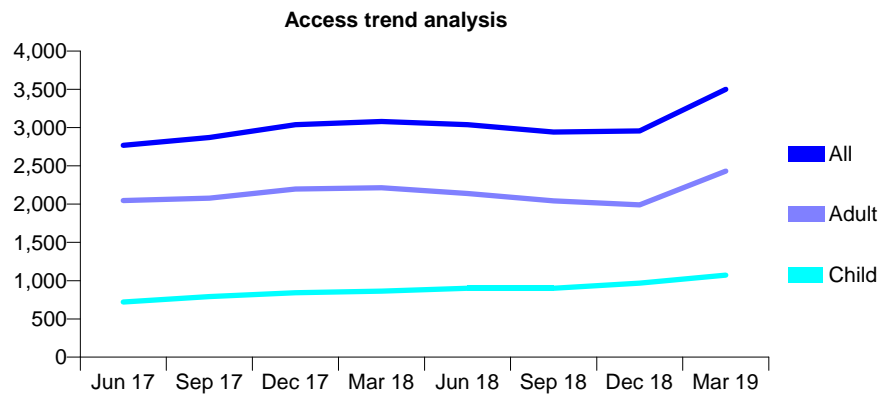
## Q47 - Vital Signs At a Glance Contract Report for 567256/0001 - Year end March 2019

Name or company name	Synergy Dental Clinic Blackburn Ltd
Contract type name	GDS Contract
Purpose of contract	General
Contract start date	01/04/2006
Contract end date	

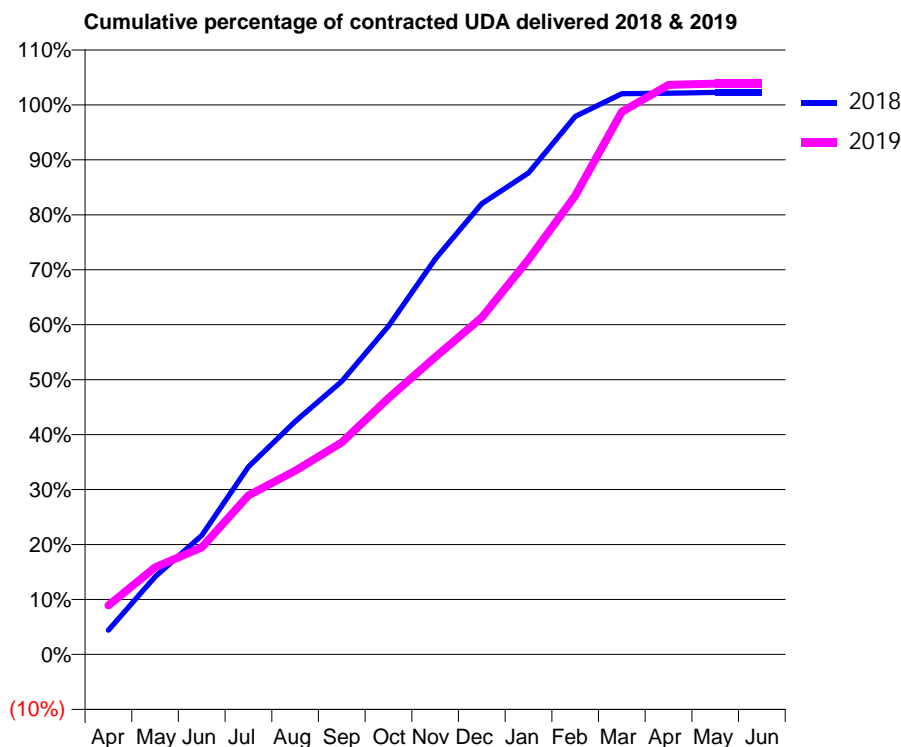
18/19 Contracted general activity (UDA)	7,600
Carry forward general activity (UDA)	-152
18/19 Contracted orthodontic activity (UOA)	0
Carry forward orthodontic activity (UOA)	0
Baseline contract value	£201,944.02

### ACCESS\*

Patients seen in 24 months	Total	Change since previous quarter
Quarter ending March 2018	3,079	
Quarter ending June 2018	3,038	↓
Quarter ending September 2018	2,942	↓
Quarter ending December 2018	2,957	→
Quarter ending March 2019	3,501	↑
<b>Variance since March 2018</b>	<b>13.7%</b>	<b>↑</b>



### ACTIVITY



Adjusted Scheduled Activity (UDA)		
Month	2018	2019
April	337	678
May	1,074	1,205
June	1,646	1,479
July	2,596	2,200
August	3,221	2,541
September	3,776	2,931
October	4,539	3,543
November	5,468	4,111
December	6,233	4,659
January	6,658	5,462
February	7,439	6,343
March	7,755	7,504
April	7,760	7,876
May	7,773	7,892
June	7,773	7,892

### QUALITY

	Quantity	Base Number	Contract	AT	Region	England
% of FP17s for the same patient ID Re-attending within 3 months - Children	71	1,352	5.3%	12.0%	12.3%	11.8%
% of FP17s for the same patient ID Re-attending within 3 months - Adults	159	2,247	7.1%	15.3%	15.9%	15.7%
% of FP17s for the same patient ID Re-attending between 3 & 9 months - Children	670	1,352	49.6%	58.5%	60.2%	58.9%
% of FP17s for the same patient ID Re-attending between 3 & 9 months - Adults	732	2,247	32.6%	51.2%	53.0%	50.8%
% of FP17s for Band 1 Urgent Courses	140	3,730	3.8%	10.7%	9.1%	9.1%
% of FP17s Relating to Free Repair or Replacements	2	3,730	0.1%	0.9%	1.0%	0.8%
% of FP17s Relating to Continuations	10	3,730	0.3%	0.9%	1.0%	0.9%
% of Patients satisfied with the dentistry they have received	0	0	N/A	94.5%	93.2%	92.5%
% of Patients satisfied with the time they had to wait for an appointment	0	0	N/A	86.4%	88.1%	87.0%

\* This is based on patients treated on this contract for their most recent course of treatment. Figures in italics indicate the base number of FP17s or Patient Questionnaire responses are less than 100. N/A is shown where the base number of responses is less than 10 during the period. % is calculated as Quantity/Base number\*100

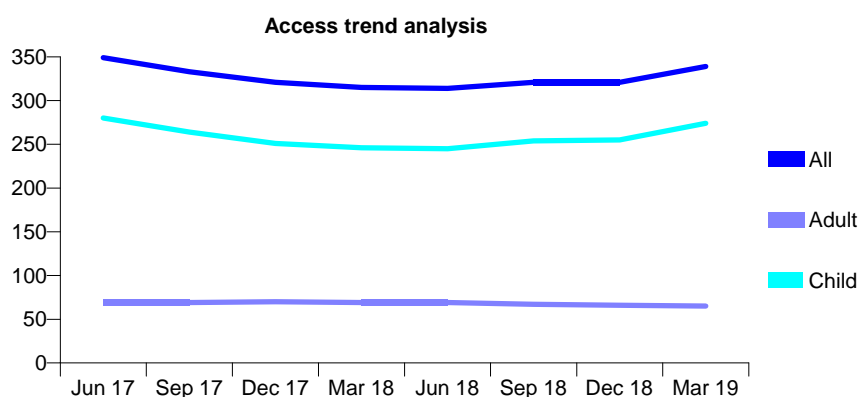
## Q47 - Vital Signs At a Glance Contract Report for 570656/0001 - Year end March 2019

Name or company name	MR M WILKINSON
Contract type name	GDS Contract
Purpose of contract	General
Contract start date	01/04/2006
Contract end date	

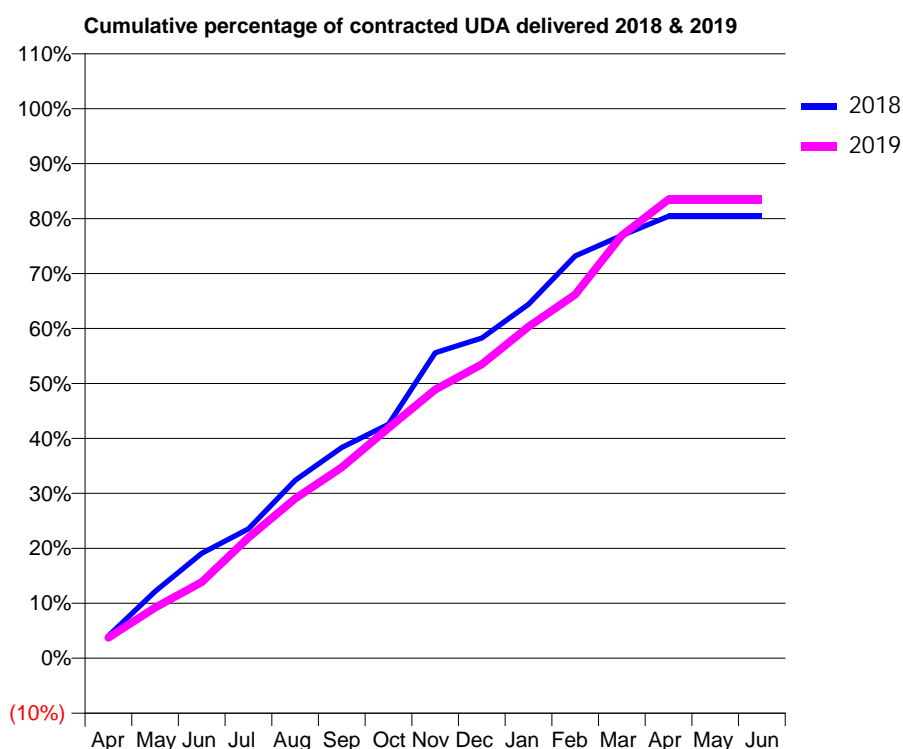
18/19 Contracted general activity (UDA)	720
Carry forward general activity (UDA)	0
18/19 Contracted orthodontic activity (UOA)	0
Carry forward orthodontic activity (UOA)	0
Baseline contract value	£16,767.17

### ACCESS\*

Patients seen in 24 months	Total	Change since previous quarter
Quarter ending March 2018	315	
Quarter ending June 2018	314	→
Quarter ending September 2018	321	↑
Quarter ending December 2018	321	→
Quarter ending March 2019	339	↑
<b>Variance since March 2018</b>	<b>7.6%</b>	<b>↑</b>



### ACTIVITY



Adjusted Scheduled Activity (UDA)		
Month	2018	2019
April	29	27
May	88	66
June	137	100
July	170	158
August	233	209
September	276	250
October	307	302
November	400	352
December	419	385
January	464	434
February	527	477
March	554	554
April	579	601
May	579	601
June	579	601

### QUALITY

	Quantity	Base Number	Contract	AT	Region	England
% of FP17s for the same patient ID Re-attending within 3 months - Children	23	446	5.2%	12.0%	12.3%	11.8%
% of FP17s for the same patient ID Re-attending within 3 months - Adults	4	52	7.7%	15.3%	15.9%	15.7%
% of FP17s for the same patient ID Re-attending between 3 & 9 months - Children	289	446	64.8%	58.5%	60.2%	58.9%
% of FP17s for the same patient ID Re-attending between 3 & 9 months - Adults	32	52	61.5%	51.2%	53.0%	50.8%
% of FP17s for Band 1 Urgent Courses	16	516	3.1%	10.7%	9.1%	9.1%
% of FP17s Relating to Free Repair or Replacements	0	516	0.0%	0.9%	1.0%	0.8%
% of FP17s Relating to Continuations	0	516	0.0%	0.9%	1.0%	0.9%
% of Patients satisfied with the dentistry they have received	0	0	N/A	94.5%	93.2%	92.5%
% of Patients satisfied with the time they had to wait for an appointment	0	0	N/A	86.4%	88.1%	87.0%

\* This is based on patients treated on this contract for their most recent course of treatment. Figures in italics indicate the base number of FP17s or Patient Questionnaire responses are less than 100. N/A is shown where the base number of responses is less than 10 during the period. % is calculated as Quantity/Base number\*100

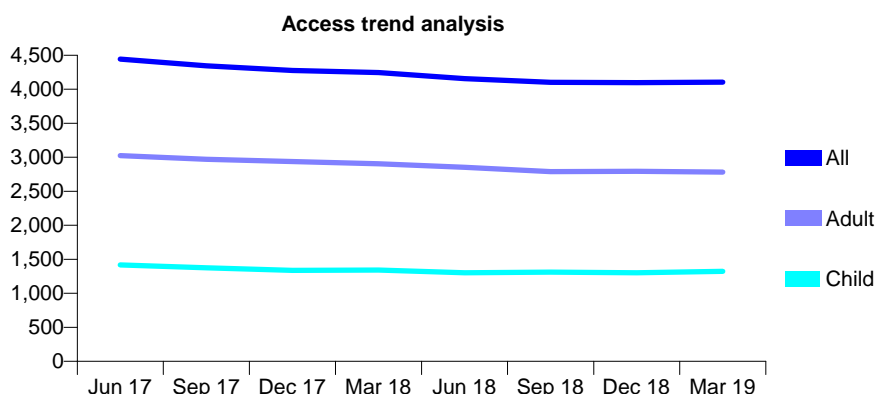
## Q47 - Vital Signs At a Glance Contract Report for 572608/0001 - Year end March 2019

Name or company name	Mr A Malik
Contract type name	GDS Contract
Purpose of contract	General
Contract start date	01/04/2006
Contract end date	

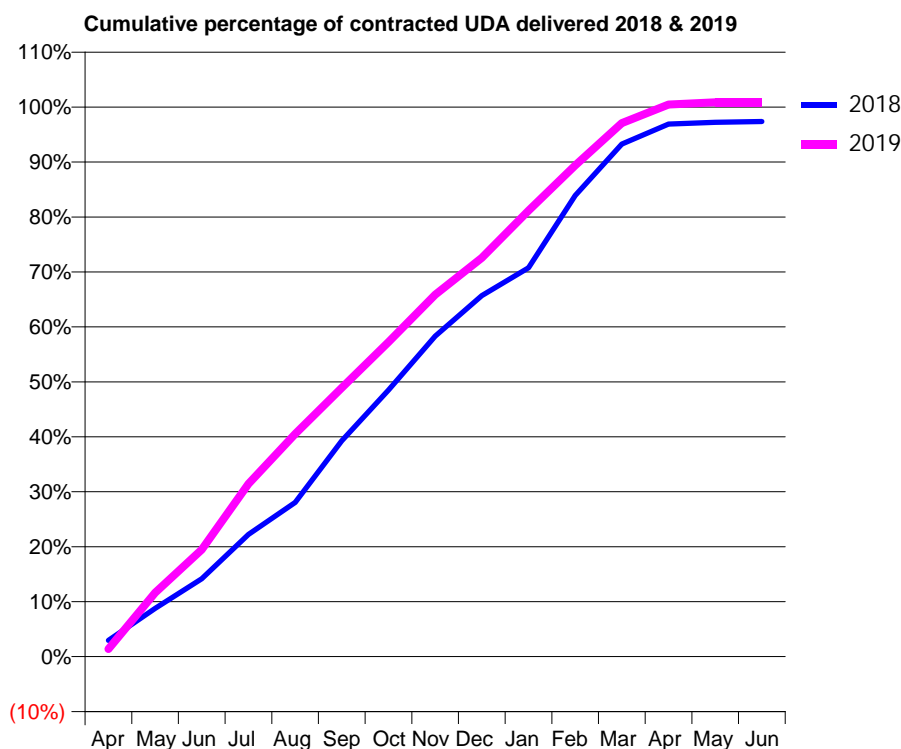
18/19 Contracted general activity (UDA)	12,946
Carry forward general activity (UDA)	340
18/19 Contracted orthodontic activity (UOA)	0
Carry forward orthodontic activity (UOA)	0
Baseline contract value	£380,146.81

### ACCESS\*

Patients seen in 24 months	Total	Change since previous quarter
Quarter ending March 2018	4,247	
Quarter ending June 2018	4,156	↓
Quarter ending September 2018	4,102	↓
Quarter ending December 2018	4,097	→
Quarter ending March 2019	4,104	→
<b>Variance since March 2018</b>	<b>(3.4%)</b>	<b>↓</b>



### ACTIVITY



Adjusted Scheduled Activity (UDA)		
Month	2018	2019
April	386	182
May	1,140	1,508
June	1,838	2,521
July	2,878	4,069
August	3,633	5,249
September	5,085	6,332
October	6,279	7,408
November	7,552	8,527
December	8,502	9,395
January	9,159	10,503
February	10,864	11,573
March	12,076	12,569
April	12,544	13,003
May	12,586	13,059
June	12,606	13,058

### QUALITY

	Quantity	Base Number	Contract	AT	Region	England
% of FP17s for the same patient ID Re-attending within 3 months - Children	187	1,712	10.9%	12.0%	12.3%	11.8%
% of FP17s for the same patient ID Re-attending within 3 months - Adults	1,055	3,884	27.2%	15.3%	15.9%	15.7%
% of FP17s for the same patient ID Re-attending between 3 & 9 months - Children	821	1,712	48.0%	58.5%	60.2%	58.9%
% of FP17s for the same patient ID Re-attending between 3 & 9 months - Adults	1,476	3,884	38.0%	51.2%	53.0%	50.8%
% of FP17s for Band 1 Urgent Courses	774	5,643	13.7%	10.7%	9.1%	9.1%
% of FP17s Relating to Free Repair or Replacements	160	5,643	2.8%	0.9%	1.0%	0.8%
% of FP17s Relating to Continuations	174	5,643	3.1%	0.9%	1.0%	0.9%
% of Patients satisfied with the dentistry they have received	1	2	N/A	94.5%	93.2%	92.5%
% of Patients satisfied with the time they had to wait for an appointment	1	2	N/A	86.4%	88.1%	87.0%

\* This is based on patients treated on this contract for their most recent course of treatment.  
 Figures in *italics* indicate the base number of FP17s or Patient Questionnaire responses are less than 100. N/A is shown where the base number of responses is less than 10 during the period. % is calculated as Quantity/Base number\*100

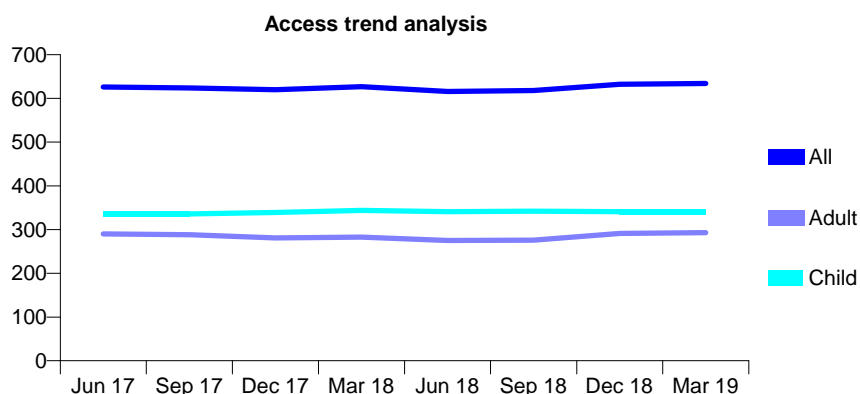
## Q47 - Vital Signs At a Glance Contract Report for 574651/0001 - Year end March 2019

Name or company name	MISS CL ALLEN
Contract type name	GDS Contract
Purpose of contract	General
Contract start date	01/04/2006
Contract end date	

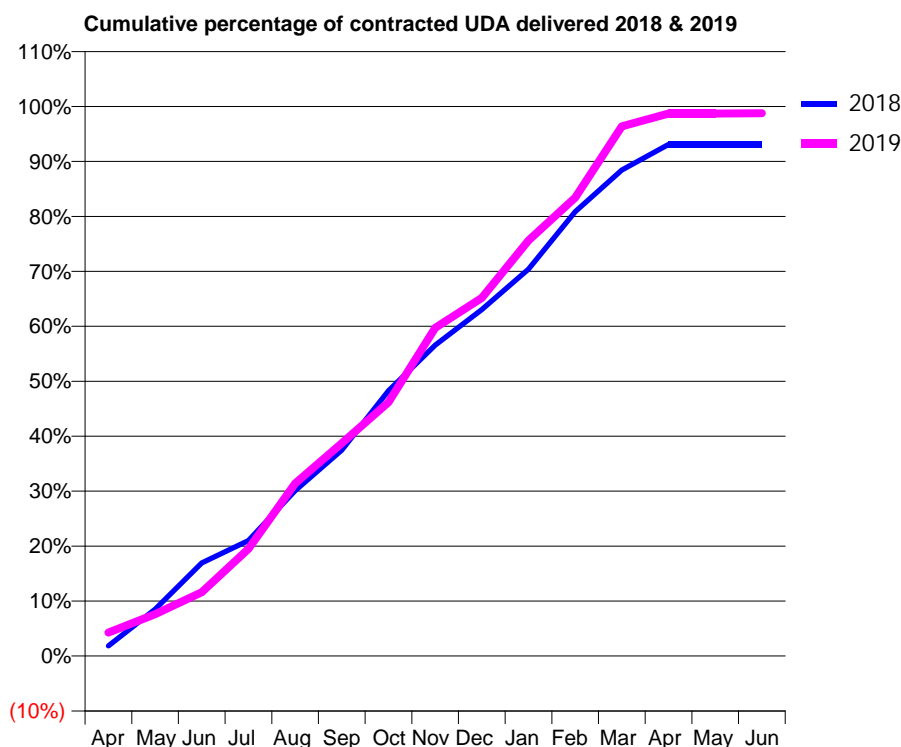
18/19 Contracted general activity (UDA)	1,561
Carry forward general activity (UDA)	0
18/19 Contracted orthodontic activity (UOA)	0
Carry forward orthodontic activity (UOA)	0
Baseline contract value	£43,300.49

### ACCESS\*

Patients seen in 24 months	Total	Change since previous quarter
Quarter ending March 2018	627	
Quarter ending June 2018	616	↓
Quarter ending September 2018	618	→
Quarter ending December 2018	632	↑
Quarter ending March 2019	634	→
<b>Variance since March 2018</b>	<b>1.1%</b>	<b>→</b>



### ACTIVITY



Adjusted Scheduled Activity (UDA)		
Month	2018	2019
April	29	67
May	133	119
June	264	181
July	328	304
August	470	490
September	585	604
October	754	721
November	883	932
December	984	1,017
January	1,099	1,181
February	1,262	1,302
March	1,381	1,505
April	1,453	1,541
May	1,453	1,541
June	1,453	1,542

### QUALITY

	Quantity	Base Number	Contract	AT	Region	England
% of FP17s for the same patient ID Re-attending within 3 months - Children	39	597	6.5%	12.0%	12.3%	11.8%
% of FP17s for the same patient ID Re-attending within 3 months - Adults	42	401	10.5%	15.3%	15.9%	15.7%
% of FP17s for the same patient ID Re-attending between 3 & 9 months - Children	403	597	67.5%	58.5%	60.2%	58.9%
% of FP17s for the same patient ID Re-attending between 3 & 9 months - Adults	257	401	64.1%	51.2%	53.0%	50.8%
% of FP17s for Band 1 Urgent Courses	24	968	2.5%	10.7%	9.1%	9.1%
% of FP17s Relating to Free Repair or Replacements	0	968	0.0%	0.9%	1.0%	0.8%
% of FP17s Relating to Continuations	0	968	0.0%	0.9%	1.0%	0.9%
% of Patients satisfied with the dentistry they have received	0	0	N/A	94.5%	93.2%	92.5%
% of Patients satisfied with the time they had to wait for an appointment	0	0	N/A	86.4%	88.1%	87.0%

\* This is based on patients treated on this contract for their most recent course of treatment.

Figures in italics indicate the base number of FP17s or Patient Questionnaire responses are less than 100. N/A is shown where the base number of responses is less than 10 during the period. % is calculated as Quantity/Base number\*100



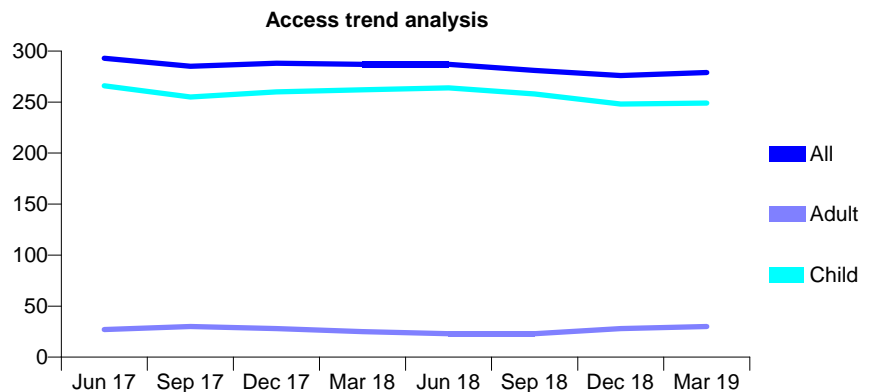
## Q47 - Vital Signs At a Glance Contract Report for 575577/0001 - Year end March 2019

Name or company name	MR JR VALENTINE
Contract type name	GDS Contract
Purpose of contract	General
Contract start date	01/04/2006
Contract end date	

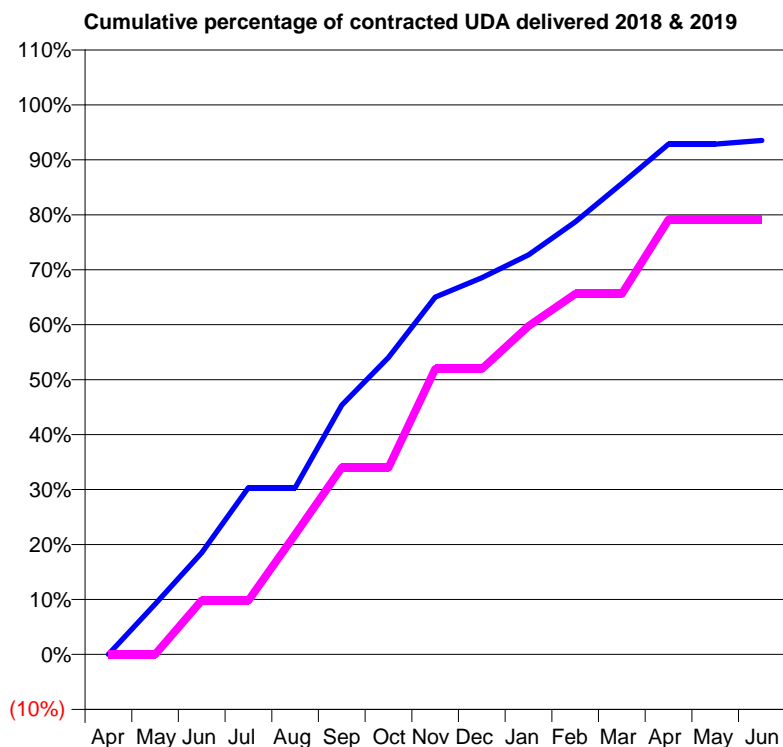
18/19 Contracted general activity (UDA)	600
Carry forward general activity (UDA)	0
18/19 Contracted orthodontic activity (UOA)	0
Carry forward orthodontic activity (UOA)	0
Baseline contract value	£11,366.24

### ACCESS\*

Patients seen in 24 months	Total	Change since previous quarter
Quarter ending March 2018	287	
Quarter ending June 2018	287	→
Quarter ending September 2018	281	↓
Quarter ending December 2018	276	↓
Quarter ending March 2019	279	→
<b>Variance since March 2018</b>	<b>(2.8%)</b>	<b>↓</b>



### ACTIVITY



Adjusted Scheduled Activity (UDA)		
Month	2018	2019
April	0	0
May	55	0
June	111	59
July	182	59
August	182	131
September	272	204
October	324	204
November	390	312
December	411	312
January	436	359
February	472	394
March	514	394
April	557	475
May	557	475
June	561	475

### QUALITY

	Quantity	Base Number	Contract	AT	Region	England
% of FP17s for the same patient ID Re-attending within 3 months - Children	32	379	8.4%	12.0%	12.3%	11.8%
% of FP17s for the same patient ID Re-attending within 3 months - Adults	0	0	N/A	15.3%	15.9%	15.7%
% of FP17s for the same patient ID Re-attending between 3 & 9 months - Children	260	379	68.6%	58.5%	60.2%	58.9%
% of FP17s for the same patient ID Re-attending between 3 & 9 months - Adults	0	0	N/A	51.2%	53.0%	50.8%
% of FP17s for Band 1 Urgent Courses	3	413	0.7%	10.7%	9.1%	9.1%
% of FP17s Relating to Free Repair or Replacements	0	413	0.0%	0.9%	1.0%	0.8%
% of FP17s Relating to Continuations	0	413	0.0%	0.9%	1.0%	0.9%
% of Patients satisfied with the dentistry they have received	0	0	N/A	94.5%	93.2%	92.5%
% of Patients satisfied with the time they had to wait for an appointment	0	0	N/A	86.4%	88.1%	87.0%

\* This is based on patients treated on this contract for their most recent course of treatment.

Figures in italics indicate the base number of FP17s or Patient Questionnaire responses are less than 100. N/A is shown where the base number of responses is less than 10 during the period. % is calculated as Quantity/Base number\*100

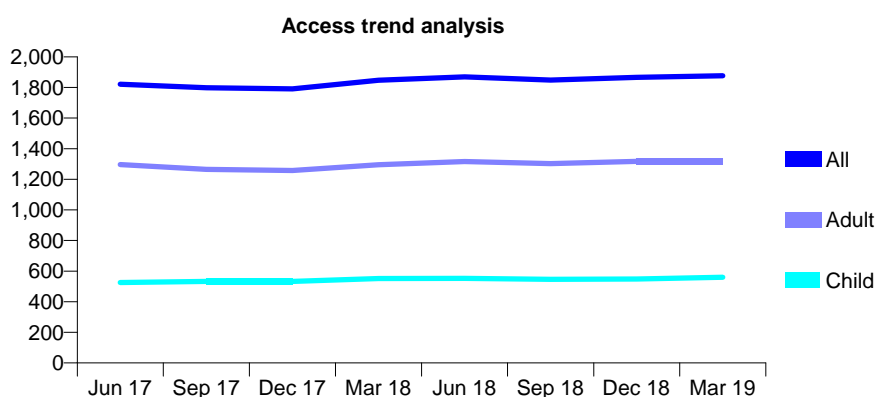
## Q47 - Vital Signs At a Glance Contract Report for 604860/0001 - Year end March 2019

Name or company name	MR SA BATE
Contract type name	GDS Contract
Purpose of contract	General
Contract start date	01/10/2010
Contract end date	

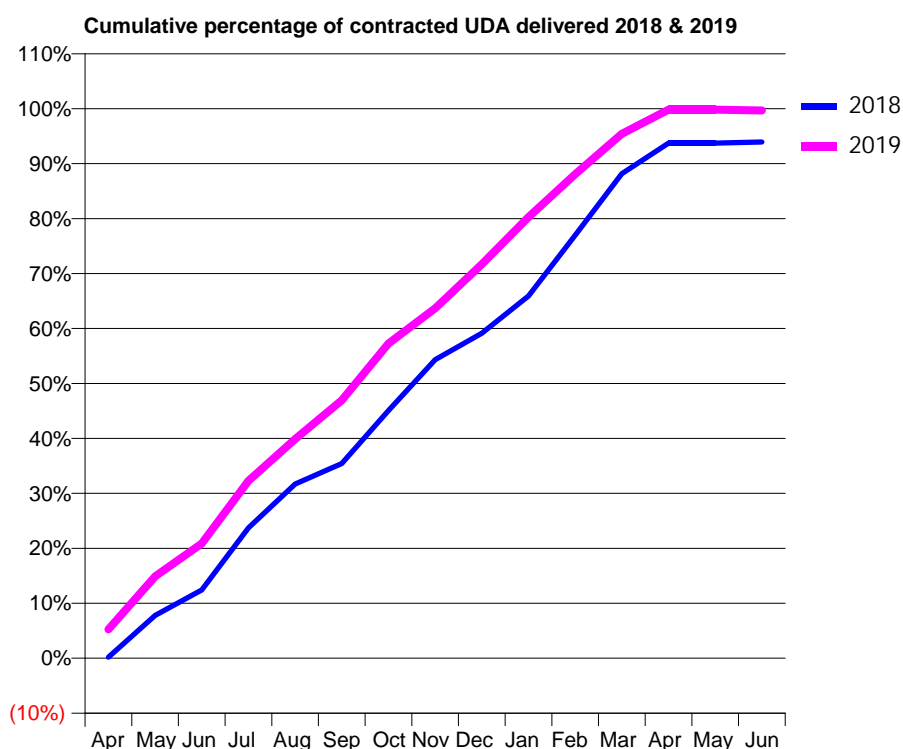
18/19 Contracted general activity (UDA)	7,000
Carry forward general activity (UDA)	0
18/19 Contracted orthodontic activity (UOA)	0
Carry forward orthodontic activity (UOA)	0
Baseline contract value	£175,989.44

### ACCESS\*

Patients seen in 24 months	Total	Change since previous quarter
Quarter ending March 2018	1,847	
Quarter ending June 2018	1,869	→
Quarter ending September 2018	1,848	↓
Quarter ending December 2018	1,866	→
Quarter ending March 2019	1,877	→
<b>Variance since March 2018</b>	<b>1.6%</b>	<b>→</b>



### ACTIVITY



Adjusted Scheduled Activity (UDA)		
Month	2018	2019
April	12	367
May	546	1,043
June	871	1,462
July	1,661	2,261
August	2,219	2,792
September	2,482	3,284
October	3,156	4,010
November	3,803	4,456
December	4,138	5,017
January	4,614	5,618
February	5,389	6,165
March	6,172	6,680
April	6,562	6,987
May	6,562	6,987
June	6,575	6,977

### QUALITY

	Quantity	Base Number	Contract	AT	Region	England
% of FP17s for the same patient ID Re-attending within 3 months - Children	134	1,126	11.9%	12.0%	12.3%	11.8%
% of FP17s for the same patient ID Re-attending within 3 months - Adults	398	2,283	17.4%	15.3%	15.9%	15.7%
% of FP17s for the same patient ID Re-attending between 3 & 9 months - Children	813	1,126	72.2%	58.5%	60.2%	58.9%
% of FP17s for the same patient ID Re-attending between 3 & 9 months - Adults	1,446	2,283	63.3%	51.2%	53.0%	50.8%
% of FP17s for Band 1 Urgent Courses	197	3,404	5.8%	10.7%	9.1%	9.1%
% of FP17s Relating to Free Repair or Replacements	54	3,404	1.6%	0.9%	1.0%	0.8%
% of FP17s Relating to Continuations	22	3,404	0.6%	0.9%	1.0%	0.9%
% of Patients satisfied with the dentistry they have received	6	6	N/A	94.5%	93.2%	92.5%
% of Patients satisfied with the time they had to wait for an appointment	6	6	N/A	86.4%	88.1%	87.0%

\* This is based on patients treated on this contract for their most recent course of treatment.

Figures in italics indicate the base number of FP17s or Patient Questionnaire responses are less than 100. N/A is shown where the base number of responses is less than 10 during the period. % is calculated as Quantity/Base number\*100

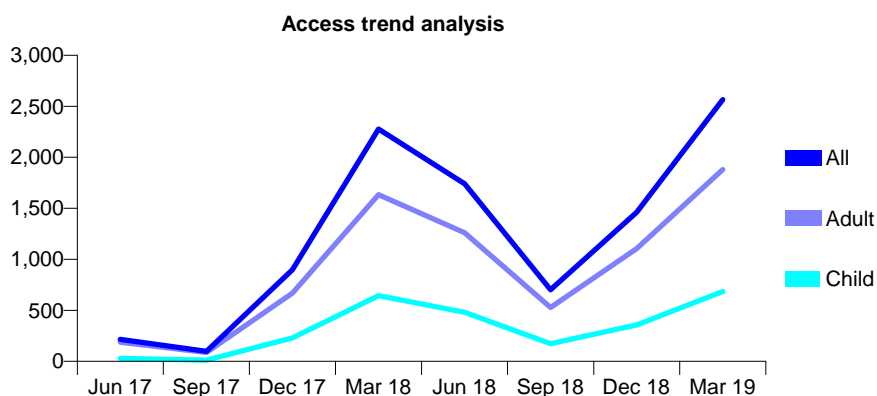
## Q47 - Vital Signs At a Glance Contract Report for 629081/0001 - Year end March 2019

Name or company name	Drakes Dental Care
Contract type name	GDS Contract
Purpose of contract	General
Contract start date	01/04/2006
Contract end date	

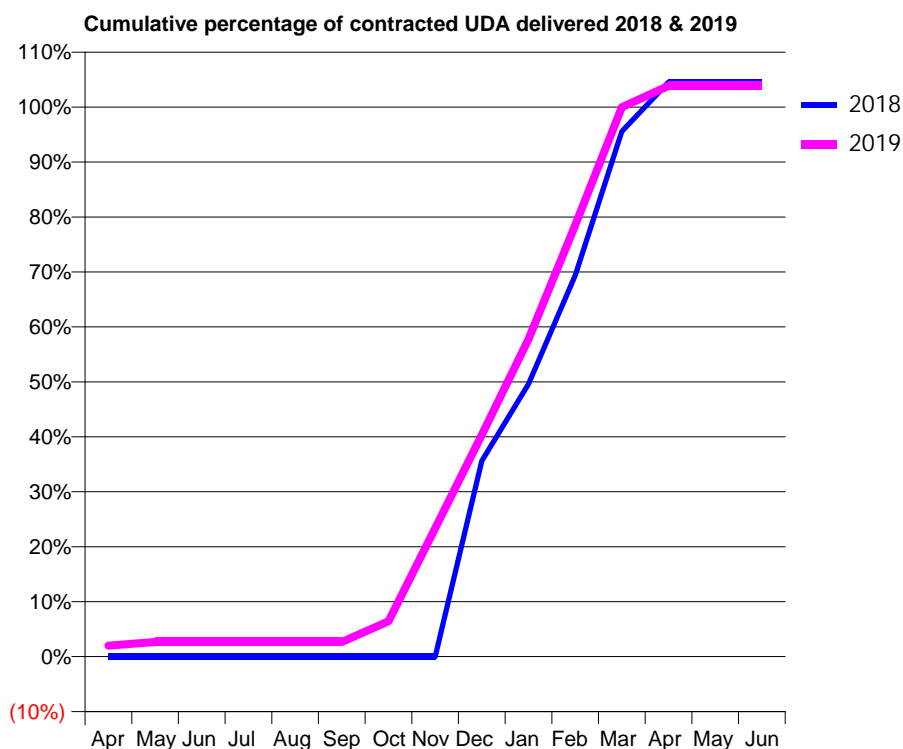
18/19 Contracted general activity (UDA)	4,381
Carry forward general activity (UDA)	0
18/19 Contracted orthodontic activity (UOA)	0
Carry forward orthodontic activity (UOA)	0
Baseline contract value	£121,995.80

### ACCESS\*

Patients seen in 24 months	Total	Change since previous quarter
Quarter ending March 2018	2,277	
Quarter ending June 2018	1,741	↓
Quarter ending September 2018	701	↓
Quarter ending December 2018	1,461	↑
Quarter ending March 2019	2,565	↑
<b>Variance since March 2018</b>	<b>12.6%</b>	<b>↑</b>



### ACTIVITY



Month	Adjusted Scheduled Activity (UDA)	
	2018	2019
April	0	88
May	0	117
June	0	117
July	0	117
August	0	117
September	0	117
October	0	281
November	0	1,024
December	1,560	1,767
January	2,174	2,531
February	3,040	3,440
March	4,187	4,380
April	4,579	4,551
May	4,579	4,551
June	4,579	4,551

### QUALITY

	Quantity	Base Number	Contract	AT	Region	England
% of FP17s for the same patient ID Re-attending within 3 months - Children	20	723	2.8%	12.0%	12.3%	11.8%
% of FP17s for the same patient ID Re-attending within 3 months - Adults	120	1,999	6.0%	15.3%	15.9%	15.7%
% of FP17s for the same patient ID Re-attending between 3 & 9 months - Children	51	723	7.1%	58.5%	60.2%	58.9%
% of FP17s for the same patient ID Re-attending between 3 & 9 months - Adults	138	1,999	6.9%	51.2%	53.0%	50.8%
% of FP17s for Band 1 Urgent Courses	147	2,613	5.6%	10.7%	9.1%	9.1%
% of FP17s Relating to Free Repair or Replacements	4	2,613	0.2%	0.9%	1.0%	0.8%
% of FP17s Relating to Continuations	1	2,613	0.0%	0.9%	1.0%	0.9%
% of Patients satisfied with the dentistry they have received	1	1	N/A	94.5%	93.2%	92.5%
% of Patients satisfied with the time they had to wait for an appointment	1	1	N/A	86.4%	88.1%	87.0%

\* This is based on patients treated on this contract for their most recent course of treatment.  
 Figures in *italics* indicate the base number of FP17s or Patient Questionnaire responses are less than 100. N/A is shown where the base number of responses is less than 10 during the period. % is calculated as Quantity/Base number\*100

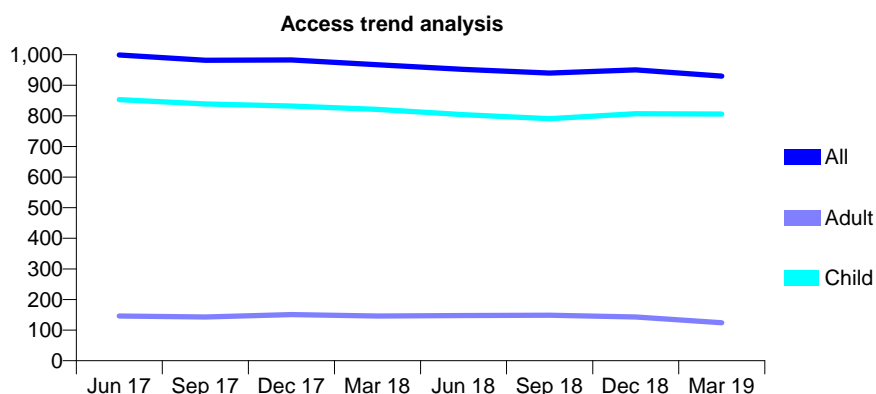
## Q47 - Vital Signs At a Glance Contract Report for 629154/0003 - Year end March 2019

Name or company name	Denpoint Dental Care
Contract type name	GDS Contract
Purpose of contract	General and Orthodontic
Contract start date	01/06/2008
Contract end date	

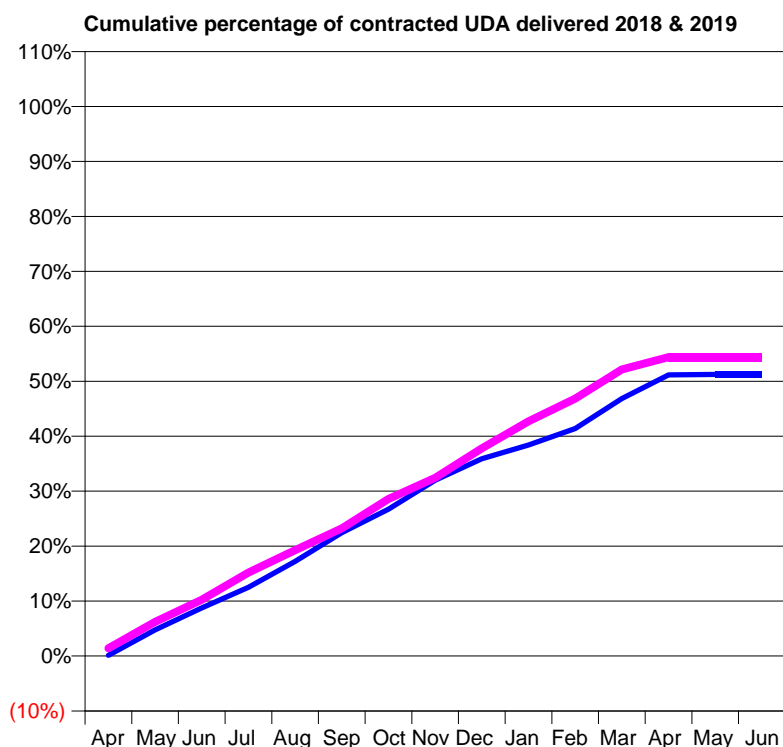
18/19 Contracted general activity (UDA)	3,050
Carry forward general activity (UDA)	0
18/19 Contracted orthodontic activity (UOA)	1,150
Carry forward orthodontic activity (UOA)	-22
Baseline contract value	£158,823.46

### ACCESS\*

Patients seen in 24 months	Total	Change since previous quarter
Quarter ending March 2018	967	
Quarter ending June 2018	952	↓
Quarter ending September 2018	940	↓
Quarter ending December 2018	950	→
Quarter ending March 2019	930	↓
<b>Variance since March 2018</b>	<b>(3.8%)</b>	<b>↓</b>



### ACTIVITY



Adjusted Scheduled Activity (UDA)		
Month	2018	2019
April	4	43
May	146	190
June	267	312
July	382	463
August	525	588
September	685	708
October	816	872
November	976	989
December	1,095	1,153
January	1,172	1,303
February	1,263	1,429
March	1,429	1,590
April	1,561	1,659
May	1,563	1,659
June	1,563	1,659

### QUALITY

	Quantity	Base Number	Contract	AT	Region	England
% of FP17s for the same patient ID Re-attending within 3 months - Children	172	1,416	12.1%	12.0%	12.3%	11.8%
% of FP17s for the same patient ID Re-attending within 3 months - Adults	4	27	14.8%	15.3%	15.9%	15.7%
% of FP17s for the same patient ID Re-attending between 3 & 9 months - Children	718	1,416	50.7%	58.5%	60.2%	58.9%
% of FP17s for the same patient ID Re-attending between 3 & 9 months - Adults	12	27	44.4%	51.2%	53.0%	50.8%
% of FP17s for Band 1 Urgent Courses	50	1,256	4.0%	10.7%	9.1%	9.1%
% of FP17s Relating to Free Repair or Replacements	0	1,256	0.0%	0.9%	1.0%	0.8%
% of FP17s Relating to Continuations	0	1,256	0.0%	0.9%	1.0%	0.9%
% of Patients satisfied with the dentistry they have received	0	0	N/A	94.5%	93.2%	92.5%
% of Patients satisfied with the time they had to wait for an appointment	0	0	N/A	86.4%	88.1%	87.0%

\* This is based on patients treated on this contract for their most recent course of treatment.

Figures in italics indicate the base number of FP17s or Patient Questionnaire responses are less than 100. N/A is shown where the base number of responses is less than 10 during the period. % is calculated as Quantity/Base number\*100

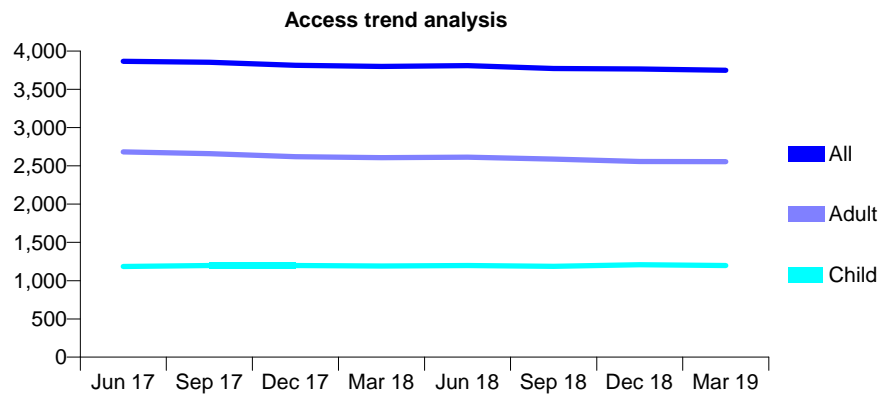
## Q47 - Vital Signs At a Glance Contract Report for 629316/0001 - Year end March 2019

Name or company name	Mr Waqar Mohammed
Contract type name	GDS Contract
Purpose of contract	General
Contract start date	01/04/2006
Contract end date	

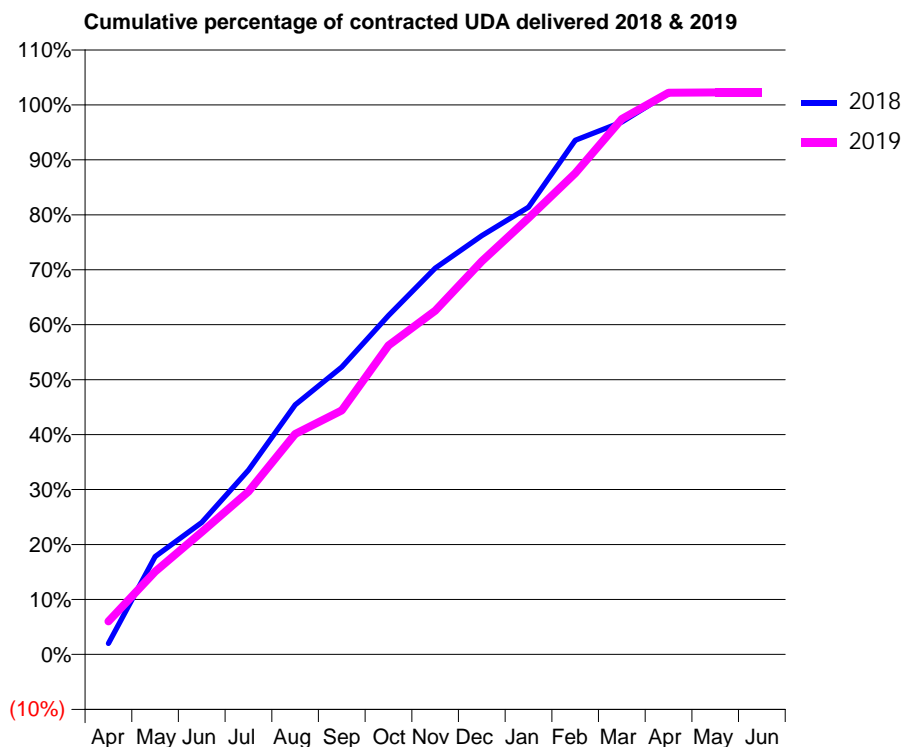
18/19 Contracted general activity (UDA)	13,319
Carry forward general activity (UDA)	-266
18/19 Contracted orthodontic activity (UOA)	0
Carry forward orthodontic activity (UOA)	0
Baseline contract value	£408,507.91

### ACCESS\*

Patients seen in 24 months	Total	Change since previous quarter
Quarter ending March 2018	3,798	
Quarter ending June 2018	3,810	→
Quarter ending September 2018	3,773	→
Quarter ending December 2018	3,766	→
Quarter ending March 2019	3,750	→
<b>Variance since March 2018</b>	<b>(1.3%)</b>	<b>↓</b>



### ACTIVITY



Adjusted Scheduled Activity (UDA)		
Month	2018	2019
April	267	798
May	2,370	2,008
June	3,199	2,965
July	4,468	3,948
August	6,050	5,345
September	6,964	5,914
October	8,214	7,488
November	9,363	8,332
December	10,151	9,531
January	10,839	10,578
February	12,461	11,660
March	12,906	12,976
April	13,603	13,611
May	13,603	13,620
June	13,603	13,620

### QUALITY

	Quantity	Base Number	Contract	AT	Region	England
% of FP17s for the same patient ID Re-attending within 3 months - Children	89	1,686	5.3%	12.0%	12.3%	11.8%
% of FP17s for the same patient ID Re-attending within 3 months - Adults	428	3,302	13.0%	15.3%	15.9%	15.7%
% of FP17s for the same patient ID Re-attending between 3 & 9 months - Children	939	1,686	55.7%	58.5%	60.2%	58.9%
% of FP17s for the same patient ID Re-attending between 3 & 9 months - Adults	1,701	3,302	51.5%	51.2%	53.0%	50.8%
% of FP17s for Band 1 Urgent Courses	288	4,972	5.8%	10.7%	9.1%	9.1%
% of FP17s Relating to Free Repair or Replacements	25	4,972	0.5%	0.9%	1.0%	0.8%
% of FP17s Relating to Continuations	10	4,972	0.2%	0.9%	1.0%	0.9%
% of Patients satisfied with the dentistry they have received	0	0	N/A	94.5%	93.2%	92.5%
% of Patients satisfied with the time they had to wait for an appointment	0	0	N/A	86.4%	88.1%	87.0%

\* This is based on patients treated on this contract for their most recent course of treatment.

Figures in italics indicate the base number of FP17s or Patient Questionnaire responses are less than 100. N/A is shown where the base number of responses is less than 10 during the period. % is calculated as Quantity/Base number\*100

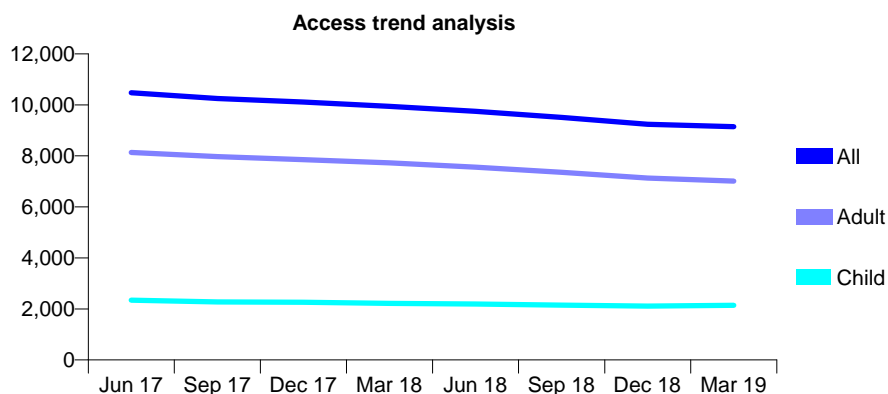
## Q47 - Vital Signs At a Glance Contract Report for 635944/0001 - Year end March 2019

Name or company name	Dr J E Cornall and Dr A Giaziri
Contract type name	GDS Contract
Purpose of contract	General
Contract start date	01/04/2006
Contract end date	

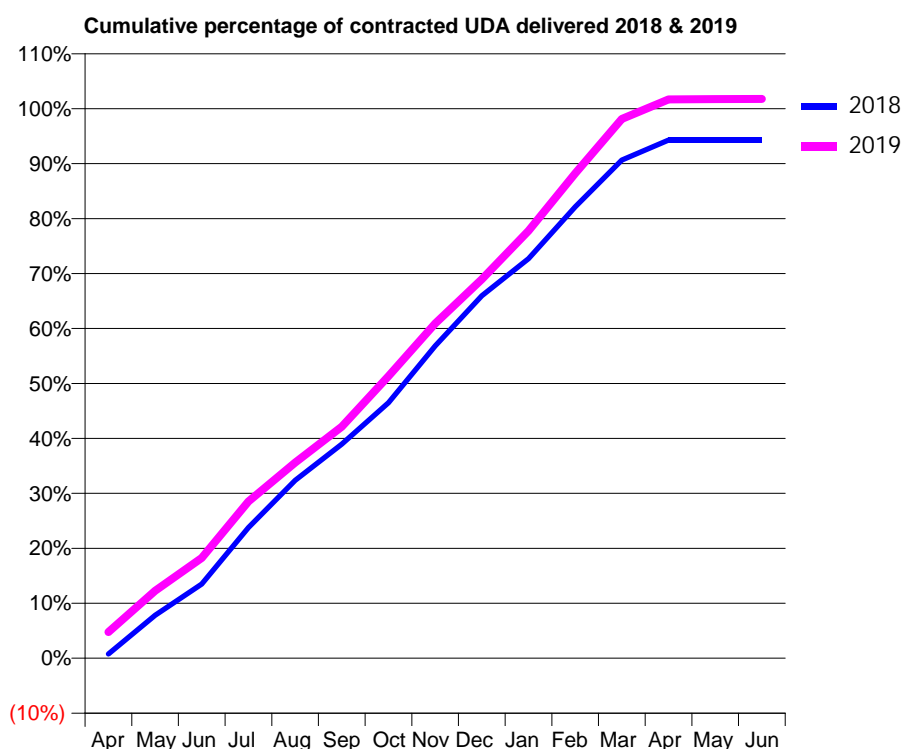
18/19 Contracted general activity (UDA)	23,341
Carry forward general activity (UDA)	0
18/19 Contracted orthodontic activity (UOA)	0
Carry forward orthodontic activity (UOA)	0
Baseline contract value	£599,579.43

### ACCESS\*

Patients seen in 24 months	Total	Change since previous quarter
Quarter ending March 2018	9,945	
Quarter ending June 2018	9,751	↓
Quarter ending September 2018	9,508	↓
Quarter ending December 2018	9,239	↓
Quarter ending March 2019	9,147	→
<b>Variance since March 2018</b>	<b>(8.0%)</b>	<b>↓</b>



### ACTIVITY



Adjusted Scheduled Activity (UDA)		
Month	2018	2019
April	183	1,116
May	1,829	2,865
June	3,151	4,264
July	5,547	6,657
August	7,555	8,313
September	9,094	9,831
October	10,851	11,985
November	13,262	14,213
December	15,390	16,097
January	16,969	18,148
February	19,170	20,593
March	21,161	22,902
April	22,006	23,731
May	22,006	23,747
June	22,006	23,753

### QUALITY

	Quantity	Base Number	Contract	AT	Region	England
% of FP17s for the same patient ID Re-attending within 3 months - Children	313	3,387	9.2%	12.0%	12.3%	11.8%
% of FP17s for the same patient ID Re-attending within 3 months - Adults	1,507	9,824	15.3%	15.3%	15.9%	15.7%
% of FP17s for the same patient ID Re-attending between 3 & 9 months - Children	1,917	3,387	56.6%	58.5%	60.2%	58.9%
% of FP17s for the same patient ID Re-attending between 3 & 9 months - Adults	4,635	9,824	47.2%	51.2%	53.0%	50.8%
% of FP17s for Band 1 Urgent Courses	1,694	13,226	12.8%	10.7%	9.1%	9.1%
% of FP17s Relating to Free Repair or Replacements	38	13,226	0.3%	0.9%	1.0%	0.8%
% of FP17s Relating to Continuations	46	13,226	0.3%	0.9%	1.0%	0.9%
% of Patients satisfied with the dentistry they have received	3	3	N/A	94.5%	93.2%	92.5%
% of Patients satisfied with the time they had to wait for an appointment	3	3	N/A	86.4%	88.1%	87.0%

\* This is based on patients treated on this contract for their most recent course of treatment.

Figures in italics indicate the base number of FP17s or Patient Questionnaire responses are less than 100. N/A is shown where the base number of responses is less than 10 during the period. % is calculated as Quantity/Base number\*100

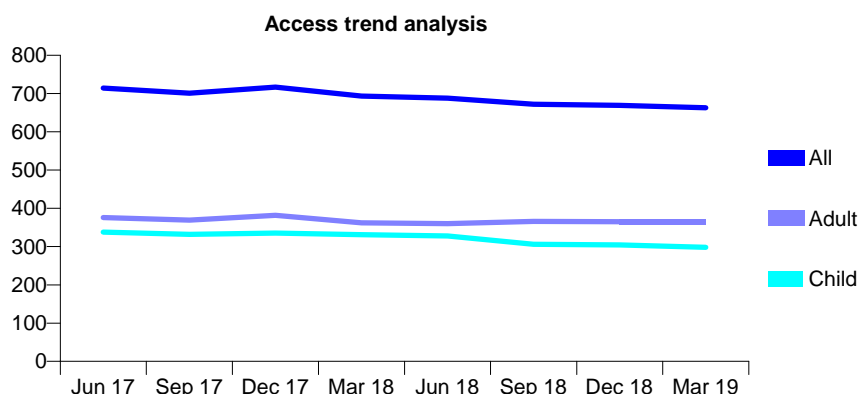
## Q47 - Vital Signs At a Glance Contract Report for 635960/0001 - Year end March 2019

Name or company name	MR AP OVENDEN
Contract type name	GDS Contract
Purpose of contract	General
Contract start date	01/04/2006
Contract end date	

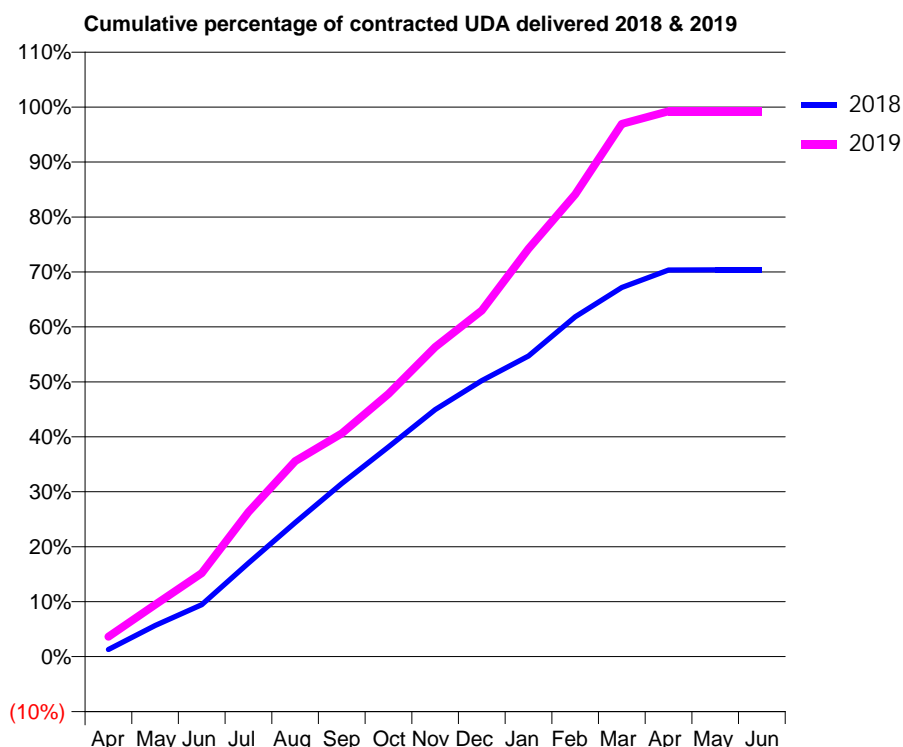
18/19 Contracted general activity (UDA)	1,600
Carry forward general activity (UDA)	0
18/19 Contracted orthodontic activity (UOA)	0
Carry forward orthodontic activity (UOA)	0
Baseline contract value	£44,297.56

### ACCESS\*

Patients seen in 24 months	Total	Change since previous quarter
Quarter ending March 2018	693	
Quarter ending June 2018	688	→
Quarter ending September 2018	672	↓
Quarter ending December 2018	669	→
Quarter ending March 2019	663	→
<b>Variance since March 2018</b>	<b>(4.3%)</b>	<b>↓</b>



### ACTIVITY



Adjusted Scheduled Activity (UDA)		
Month	2018	2019
April	27	58
May	118	151
June	196	243
July	353	421
August	506	569
September	654	650
October	792	765
November	933	901
December	1,043	1,008
January	1,136	1,188
February	1,284	1,346
March	1,394	1,551
April	1,460	1,588
May	1,461	1,588
June	1,461	1,588

### QUALITY

	Quantity	Base Number	Contract	AT	Region	England
% of FP17s for the same patient ID Re-attending within 3 months - Children	17	502	3.4%	12.0%	12.3%	11.8%
% of FP17s for the same patient ID Re-attending within 3 months - Adults	60	454	13.2%	15.3%	15.9%	15.7%
% of FP17s for the same patient ID Re-attending between 3 & 9 months - Children	357	502	71.1%	58.5%	60.2%	58.9%
% of FP17s for the same patient ID Re-attending between 3 & 9 months - Adults	255	454	56.2%	51.2%	53.0%	50.8%
% of FP17s for Band 1 Urgent Courses	10	936	1.1%	10.7%	9.1%	9.1%
% of FP17s Relating to Free Repair or Replacements	0	936	0.0%	0.9%	1.0%	0.8%
% of FP17s Relating to Continuations	0	936	0.0%	0.9%	1.0%	0.9%
% of Patients satisfied with the dentistry they have received	0	0	N/A	94.5%	93.2%	92.5%
% of Patients satisfied with the time they had to wait for an appointment	0	0	N/A	86.4%	88.1%	87.0%

\* This is based on patients treated on this contract for their most recent course of treatment.  
 Figures in *italics* indicate the base number of FP17s or Patient Questionnaire responses are less than 100. N/A is shown where the base number of responses is less than 10 during the period. % is calculated as Quantity/Base number\*100



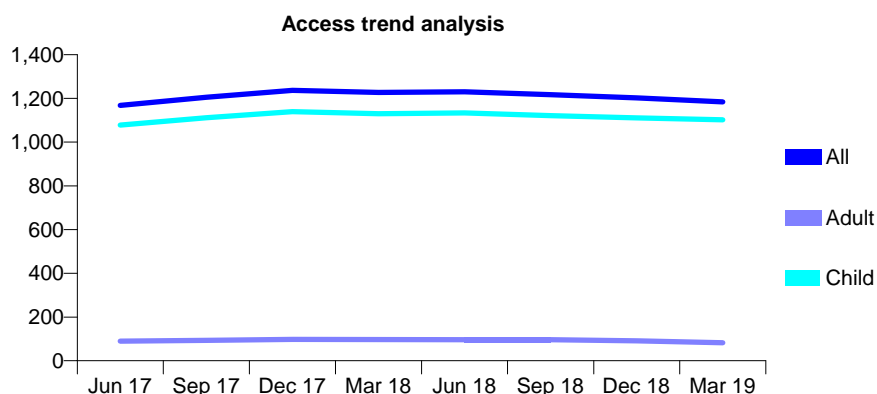
## Q47 - Vital Signs At a Glance Contract Report for 638552/0001 - Year end March 2019

Name or company name	MR PM BROOKS
Contract type name	GDS Contract
Purpose of contract	General
Contract start date	01/04/2006
Contract end date	

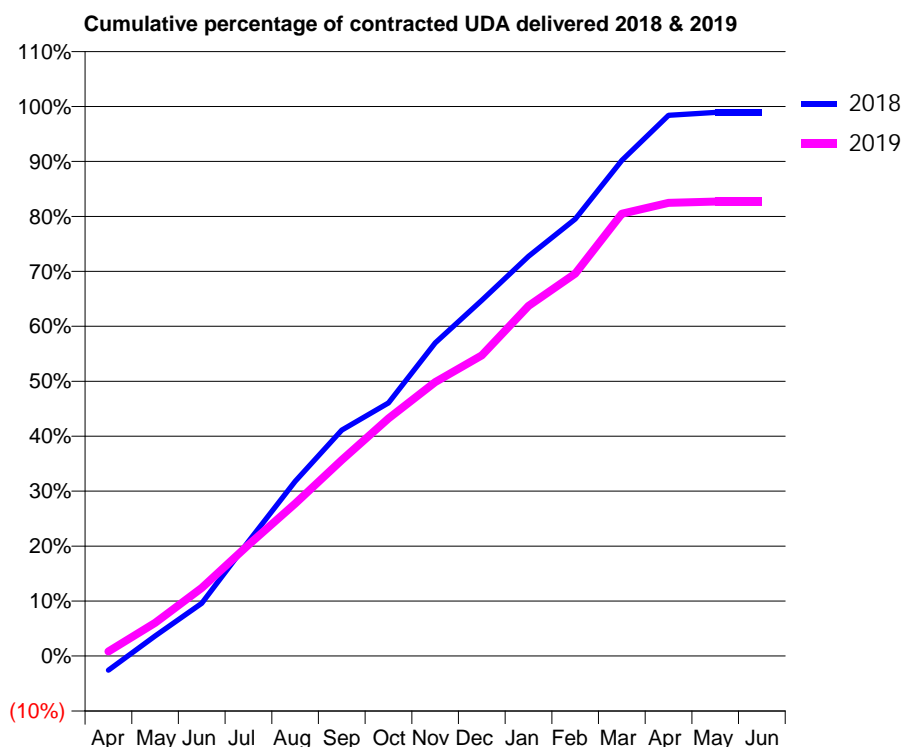
18/19 Contracted general activity (UDA)	2,300
Carry forward general activity (UDA)	25
18/19 Contracted orthodontic activity (UOA)	0
Carry forward orthodontic activity (UOA)	0
Baseline contract value	£50,787.06

### ACCESS\*

Patients seen in 24 months	Total	Change since previous quarter
Quarter ending March 2018	1,227	
Quarter ending June 2018	1,230	→
Quarter ending September 2018	1,217	↓
Quarter ending December 2018	1,202	↓
Quarter ending March 2019	1,184	↓
<b>Variance since March 2018</b>	<b>(3.5%)</b>	<b>↓</b>



### ACTIVITY



Adjusted Scheduled Activity (UDA)		
Month	2018	2019
April	-60	19
May	84	139
June	221	285
July	479	465
August	731	638
September	945	820
October	1,059	994
November	1,311	1,147
December	1,489	1,259
January	1,673	1,466
February	1,829	1,601
March	2,074	1,851
April	2,263	1,897
May	2,275	1,902
June	2,275	1,902

### QUALITY

	Quantity	Base Number	Contract	AT	Region	England
% of FP17s for the same patient ID Re-attending within 3 months - Children	69	1,455	4.7%	12.0%	12.3%	11.8%
% of FP17s for the same patient ID Re-attending within 3 months - Adults	0	1	0.0%	15.3%	15.9%	15.7%
% of FP17s for the same patient ID Re-attending between 3 & 9 months - Children	851	1,455	58.5%	58.5%	60.2%	58.9%
% of FP17s for the same patient ID Re-attending between 3 & 9 months - Adults	0	1	0.0%	51.2%	53.0%	50.8%
% of FP17s for Band 1 Urgent Courses	4	1,372	0.3%	10.7%	9.1%	9.1%
% of FP17s Relating to Free Repair or Replacements	0	1,372	0.0%	0.9%	1.0%	0.8%
% of FP17s Relating to Continuations	3	1,372	0.2%	0.9%	1.0%	0.9%
% of Patients satisfied with the dentistry they have received	1	1	N/A	94.5%	93.2%	92.5%
% of Patients satisfied with the time they had to wait for an appointment	1	1	N/A	86.4%	88.1%	87.0%

\* This is based on patients treated on this contract for their most recent course of treatment.

Figures in italics indicate the base number of FP17s or Patient Questionnaire responses are less than 100. N/A is shown where the base number of responses is less than 10 during the period. % is calculated as Quantity/Base number\*100

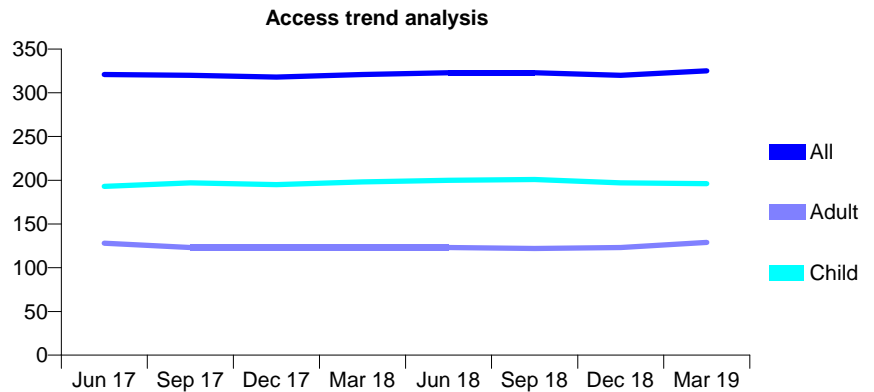
## Q47 - Vital Signs At a Glance Contract Report for 641812/0001 - Year end March 2019

Name or company name	MR C WOODALL
Contract type name	GDS Contract
Purpose of contract	General
Contract start date	01/04/2006
Contract end date	

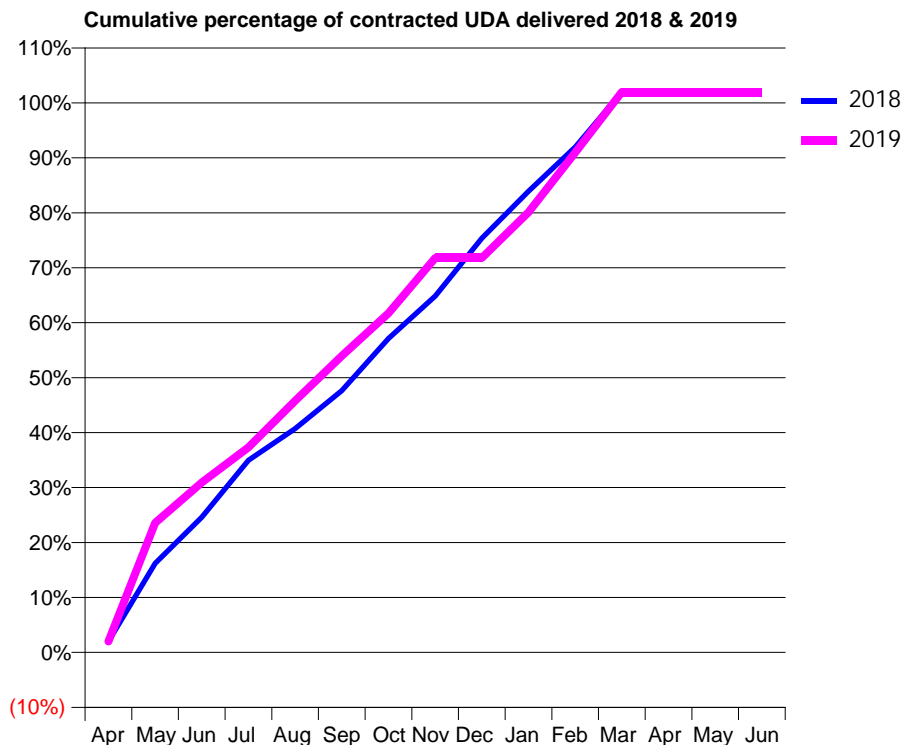
18/19 Contracted general activity (UDA)	600
Carry forward general activity (UDA)	-12
18/19 Contracted orthodontic activity (UOA)	0
Carry forward orthodontic activity (UOA)	0
Baseline contract value	£16,746.78

### ACCESS\*

Patients seen in 24 months	Total	Change since previous quarter
Quarter ending March 2018	321	
Quarter ending June 2018	323	→
Quarter ending September 2018	323	→
Quarter ending December 2018	320	→
Quarter ending March 2019	325	→
<b>Variance since March 2018</b>	<b>1.2%</b>	<b>→</b>



### ACTIVITY



Adjusted Scheduled Activity (UDA)		
Month	2018	2019
April	12	12
May	97	141
June	148	186
July	210	224
August	244	275
September	286	324
October	343	370
November	389	431
December	452	431
January	504	481
February	552	546
March	612	612
April	612	612
May	612	612
June	612	612

### QUALITY

	Quantity	Base Number	Contract	AT	Region	England
% of FP17s for the same patient ID Re-attending within 3 months - Children	8	338	2.4%	12.0%	12.3%	11.8%
% of FP17s for the same patient ID Re-attending within 3 months - Adults	5	153	3.3%	15.3%	15.9%	15.7%
% of FP17s for the same patient ID Re-attending between 3 & 9 months - Children	254	338	75.1%	58.5%	60.2%	58.9%
% of FP17s for the same patient ID Re-attending between 3 & 9 months - Adults	110	153	71.9%	51.2%	53.0%	50.8%
% of FP17s for Band 1 Urgent Courses	19	490	3.9%	10.7%	9.1%	9.1%
% of FP17s Relating to Free Repair or Replacements	0	490	0.0%	0.9%	1.0%	0.8%
% of FP17s Relating to Continuations	0	490	0.0%	0.9%	1.0%	0.9%
% of Patients satisfied with the dentistry they have received	0	0	N/A	94.5%	93.2%	92.5%
% of Patients satisfied with the time they had to wait for an appointment	0	0	N/A	86.4%	88.1%	87.0%

\* This is based on patients treated on this contract for their most recent course of treatment.  
Figures in italics indicate the base number of FP17s or Patient Questionnaire responses are less than 100. N/A is shown where the base number of responses is less than 10 during the period. % is calculated as Quantity/Base number\*100

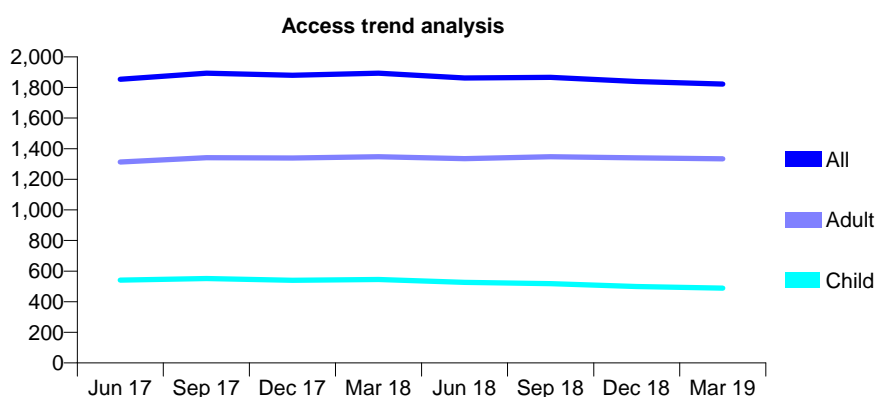
## Q47 - Vital Signs At a Glance Contract Report for 643157/0001 - Year end March 2019

Name or company name	MR AJ HARVEY
Contract type name	GDS Contract
Purpose of contract	General
Contract start date	01/04/2006
Contract end date	

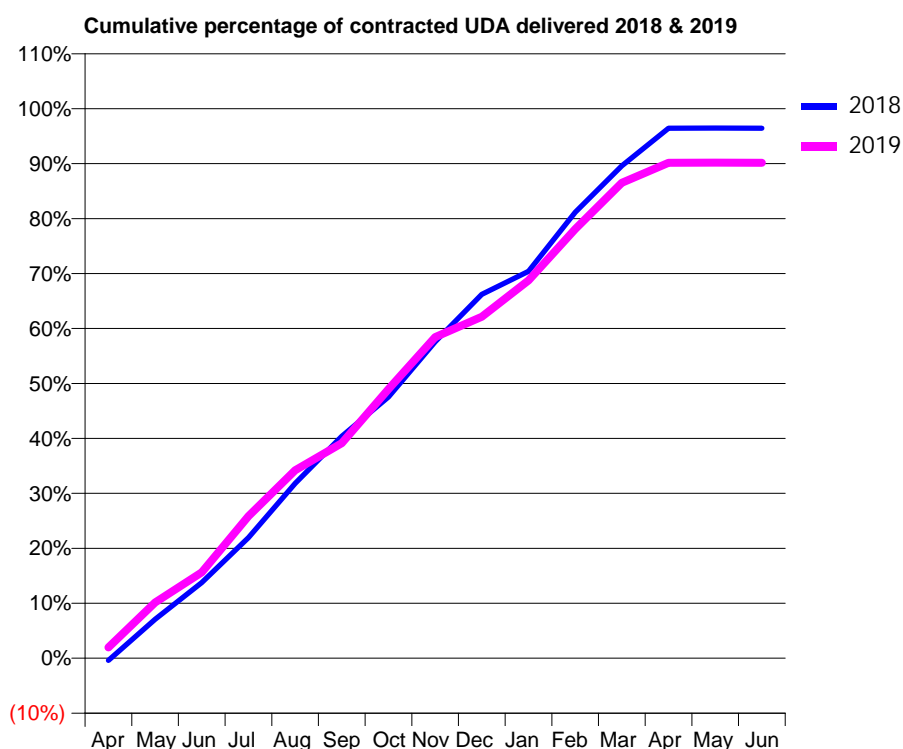
18/19 Contracted general activity (UDA)	6,780
Carry forward general activity (UDA)	53
18/19 Contracted orthodontic activity (UOA)	0
Carry forward orthodontic activity (UOA)	0
Baseline contract value	£220,660.11

### ACCESS\*

Patients seen in 24 months	Total	Change since previous quarter
Quarter ending March 2018	1,893	
Quarter ending June 2018	1,862	↓
Quarter ending September 2018	1,866	→
Quarter ending December 2018	1,839	↓
Quarter ending March 2019	1,823	→
<b>Variance since March 2018</b>	<b>(3.7%)</b>	<b>↓</b>



### ACTIVITY



Adjusted Scheduled Activity (UDA)		
Month	2018	2019
April	-29	134
May	481	689
June	933	1,059
July	1,489	1,752
August	2,158	2,319
September	2,738	2,653
October	3,224	3,321
November	3,904	3,962
December	4,489	4,213
January	4,775	4,660
February	5,502	5,294
March	6,076	5,865
April	6,539	6,111
May	6,541	6,114
June	6,539	6,111

### QUALITY

	Quantity	Base Number	Contract	AT	Region	England
% of FP17s for the same patient ID Re-attending within 3 months - Children	101	752	13.4%	12.0%	12.3%	11.8%
% of FP17s for the same patient ID Re-attending within 3 months - Adults	297	1,713	17.3%	15.3%	15.9%	15.7%
% of FP17s for the same patient ID Re-attending between 3 & 9 months - Children	424	752	56.4%	58.5%	60.2%	58.9%
% of FP17s for the same patient ID Re-attending between 3 & 9 months - Adults	823	1,713	48.0%	51.2%	53.0%	50.8%
% of FP17s for Band 1 Urgent Courses	197	2,399	8.2%	10.7%	9.1%	9.1%
% of FP17s Relating to Free Repair or Replacements	11	2,399	0.5%	0.9%	1.0%	0.8%
% of FP17s Relating to Continuations	25	2,399	1.0%	0.9%	1.0%	0.9%
% of Patients satisfied with the dentistry they have received	3	3	N/A	94.5%	93.2%	92.5%
% of Patients satisfied with the time they had to wait for an appointment	3	3	N/A	86.4%	88.1%	87.0%

\* This is based on patients treated on this contract for their most recent course of treatment.

Figures in italics indicate the base number of FP17s or Patient Questionnaire responses are less than 100. N/A is shown where the base number of responses is less than 10 during the period. % is calculated as Quantity/Base number\*100

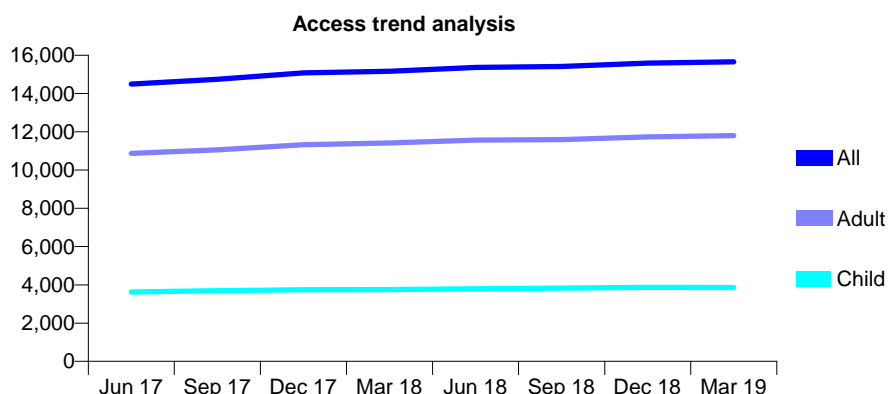
## Q47 - Vital Signs At a Glance Contract Report for 649295/0001 - Year end March 2019

Name or company name	St George's Dental Partnership
Contract type name	Pilot Contract
Purpose of contract	General and Orthodontic
Contract start date	01/04/2006
Contract end date	

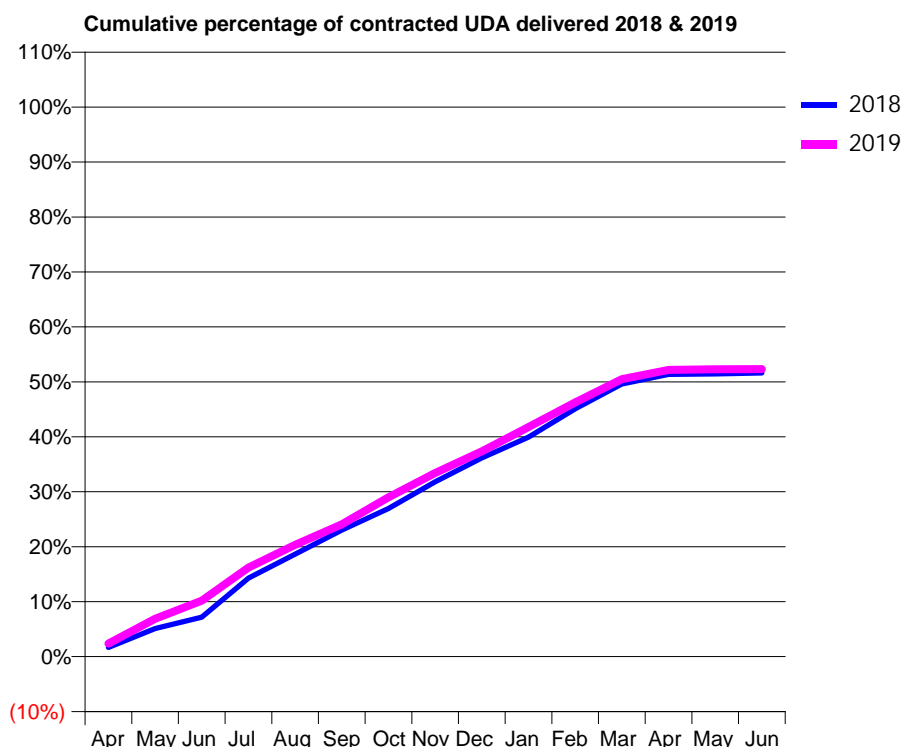
18/19 Contracted general activity (UDA)	55,732
Carry forward general activity (UDA)	0
18/19 Contracted orthodontic activity (UOA)	2,904
Carry forward orthodontic activity (UOA)	0
Baseline contract value	£1,558,975.90

### ACCESS\*

Patients seen in 24 months	Total	Change since previous quarter
Quarter ending March 2018	15,169	
Quarter ending June 2018	15,359	→
Quarter ending September 2018	15,414	→
Quarter ending December 2018	15,594	→
Quarter ending March 2019	15,657	→
<b>Variance since March 2018</b>	<b>3.2%</b>	<b>↑</b>



### ACTIVITY



Adjusted Scheduled Activity (UDA)		
Month	2018	2019
April	943	1,335
May	2,850	3,833
June	4,007	5,680
July	7,963	9,034
August	10,391	11,336
September	12,828	13,406
October	15,012	16,149
November	17,743	18,628
December	20,152	20,816
January	22,259	23,276
February	25,138	25,788
March	27,649	28,134
April	28,630	29,069
May	28,667	29,139
June	28,773	29,153

### QUALITY

	Quantity	Base Number	Contract	AT	Region	England
% of FP17s for the same patient ID Re-attending within 3 months - Children	233	4,228	5.5%	12.0%	12.3%	11.8%
% of FP17s for the same patient ID Re-attending within 3 months - Adults	1,312	12,054	10.9%	15.3%	15.9%	15.7%
% of FP17s for the same patient ID Re-attending between 3 & 9 months - Children	1,372	4,228	32.5%	58.5%	60.2%	58.9%
% of FP17s for the same patient ID Re-attending between 3 & 9 months - Adults	3,774	12,054	31.3%	51.2%	53.0%	50.8%
% of FP17s for Band 1 Urgent Courses	1,897	15,803	12.0%	10.7%	9.1%	9.1%
% of FP17s Relating to Free Repair or Replacements	97	15,803	0.6%	0.9%	1.0%	0.8%
% of FP17s Relating to Continuations	14	15,803	0.1%	0.9%	1.0%	0.9%
% of Patients satisfied with the dentistry they have received	3	3	N/A	94.5%	93.2%	92.5%
% of Patients satisfied with the time they had to wait for an appointment	0	3	N/A	86.4%	88.1%	87.0%

\* This is based on patients treated on this contract for their most recent course of treatment.

Figures in italics indicate the base number of FP17s or Patient Questionnaire responses are less than 100. N/A is shown where the base number of responses is less than 10 during the period. % is calculated as Quantity/Base number\*100

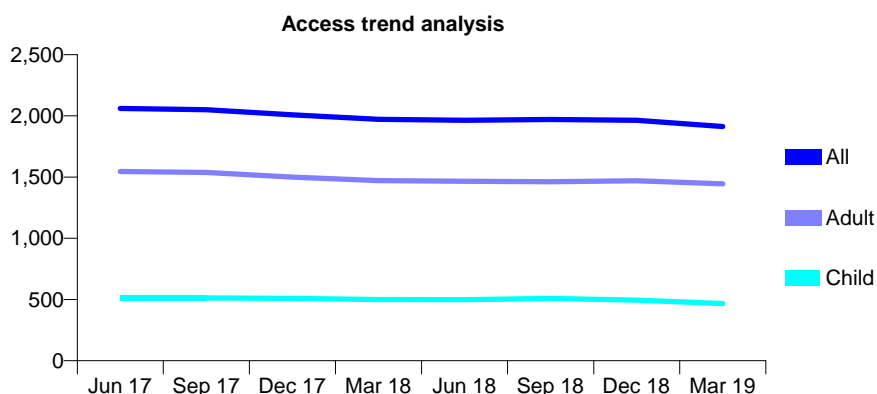
## Q47 - Vital Signs At a Glance Contract Report for 652229/0001 - Year end March 2019

Name or company name	MR AK RAO
Contract type name	GDS Contract
Purpose of contract	General
Contract start date	01/04/2006
Contract end date	

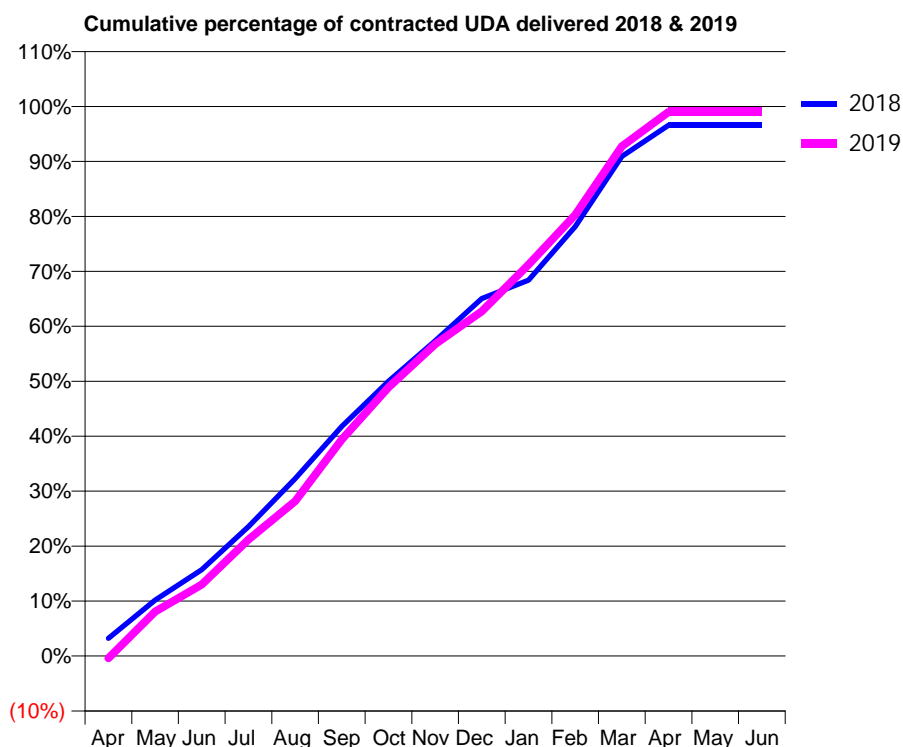
18/19 Contracted general activity (UDA)	7,198
Carry forward general activity (UDA)	260
18/19 Contracted orthodontic activity (UOA)	0
Carry forward orthodontic activity (UOA)	0
Baseline contract value	£208,300.38

### ACCESS\*

Patients seen in 24 months	Total	Change since previous quarter
Quarter ending March 2018	1,972	
Quarter ending June 2018	1,964	→
Quarter ending September 2018	1,971	→
Quarter ending December 2018	1,965	→
Quarter ending March 2019	1,913	↓
<b>Variance since March 2018</b>	<b>(3.0%)</b>	<b>↓</b>



### ACTIVITY



Adjusted Scheduled Activity (UDA)		
Month	2018	2019
April	244	-29
May	773	583
June	1,193	936
July	1,789	1,525
August	2,453	2,029
September	3,175	2,835
October	3,799	3,519
November	4,358	4,084
December	4,943	4,515
January	5,196	5,126
February	5,938	5,779
March	6,905	6,675
April	7,338	7,126
May	7,338	7,126
June	7,338	7,126

### QUALITY

	Quantity	Base Number	Contract	AT	Region	England
% of FP17s for the same patient ID Re-attending within 3 months - Children	70	585	12.0%	12.0%	12.3%	11.8%
% of FP17s for the same patient ID Re-attending within 3 months - Adults	342	1,821	18.8%	15.3%	15.9%	15.7%
% of FP17s for the same patient ID Re-attending between 3 & 9 months - Children	259	585	44.3%	58.5%	60.2%	58.9%
% of FP17s for the same patient ID Re-attending between 3 & 9 months - Adults	732	1,821	40.2%	51.2%	53.0%	50.8%
% of FP17s for Band 1 Urgent Courses	226	2,419	9.3%	10.7%	9.1%	9.1%
% of FP17s Relating to Free Repair or Replacements	31	2,419	1.3%	0.9%	1.0%	0.8%
% of FP17s Relating to Continuations	67	2,419	2.8%	0.9%	1.0%	0.9%
% of Patients satisfied with the dentistry they have received	0	1	N/A	94.5%	93.2%	92.5%
% of Patients satisfied with the time they had to wait for an appointment	1	1	N/A	86.4%	88.1%	87.0%

\* This is based on patients treated on this contract for their most recent course of treatment.

Figures in italics indicate the base number of FP17s or Patient Questionnaire responses are less than 100. N/A is shown where the base number of responses is less than 10 during the period. % is calculated as Quantity/Base number\*100

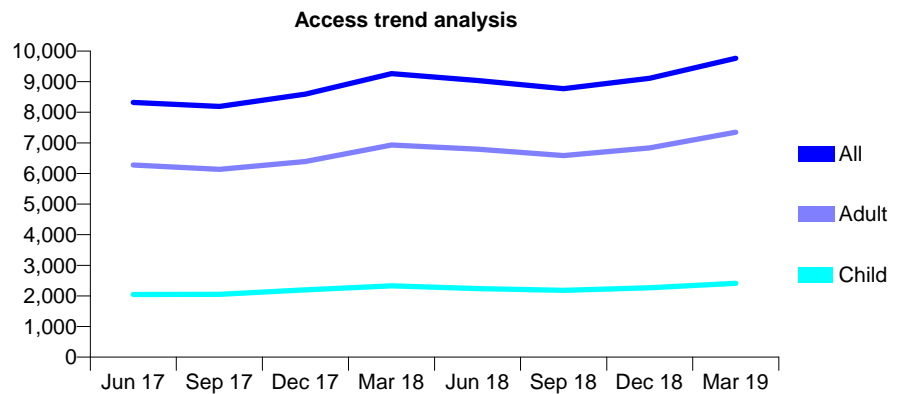
## Q47 - Vital Signs At a Glance Contract Report for 653543/0001 - Year end March 2019

Name or company name	MR K POWELL
Contract type name	GDS Contract
Purpose of contract	General
Contract start date	10/07/2006
Contract end date	

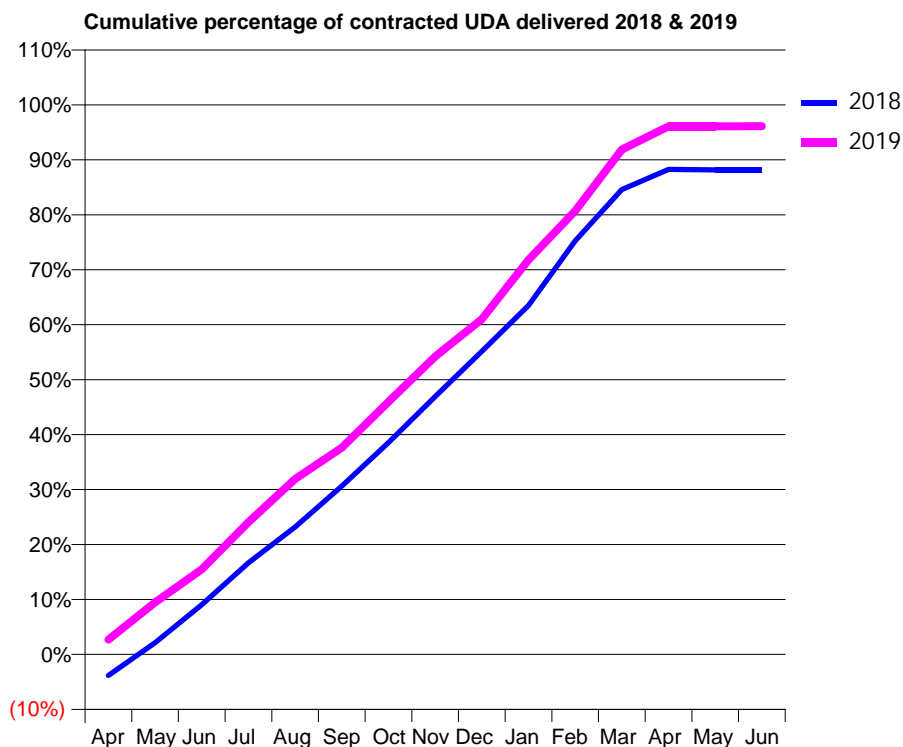
18/19 Contracted general activity (UDA)	30,800
Carry forward general activity (UDA)	0
18/19 Contracted orthodontic activity (UOA)	0
Carry forward orthodontic activity (UOA)	0
Baseline contract value	£859,585.65

### ACCESS\*

Patients seen in 24 months	Total	Change since previous quarter
Quarter ending March 2018	9,261	
Quarter ending June 2018	9,038	↓
Quarter ending September 2018	8,770	↓
Quarter ending December 2018	9,107	↑
Quarter ending March 2019	9,763	↑
<b>Variance since March 2018</b>	<b>5.4%</b>	<b>↑</b>



### ACTIVITY



Adjusted Scheduled Activity (UDA)		
Month	2018	2019
April	-1,186	833
May	662	2,916
June	2,783	4,763
July	5,139	7,414
August	7,145	9,839
September	9,431	11,583
October	11,870	14,157
November	14,451	16,692
December	16,988	18,789
January	19,555	22,113
February	23,185	24,853
March	26,050	28,296
April	27,178	29,592
May	27,157	29,593
June	27,159	29,598

### QUALITY

	Quantity	Base Number	Contract	AT	Region	England
% of FP17s for the same patient ID Re-attending within 3 months - Children	1,092	5,282	20.7%	12.0%	12.3%	11.8%
% of FP17s for the same patient ID Re-attending within 3 months - Adults	1,685	10,813	15.6%	15.3%	15.9%	15.7%
% of FP17s for the same patient ID Re-attending between 3 & 9 months - Children	3,141	5,282	59.5%	58.5%	60.2%	58.9%
% of FP17s for the same patient ID Re-attending between 3 & 9 months - Adults	5,679	10,813	52.5%	51.2%	53.0%	50.8%
% of FP17s for Band 1 Urgent Courses	905	16,121	5.6%	10.7%	9.1%	9.1%
% of FP17s Relating to Free Repair or Replacements	150	16,121	0.9%	0.9%	1.0%	0.8%
% of FP17s Relating to Continuations	276	16,121	1.7%	0.9%	1.0%	0.9%
% of Patients satisfied with the dentistry they have received	7	8	N/A	94.5%	93.2%	92.5%
% of Patients satisfied with the time they had to wait for an appointment	6	8	N/A	86.4%	88.1%	87.0%

\* This is based on patients treated on this contract for their most recent course of treatment.

Figures in italics indicate the base number of FP17s or Patient Questionnaire responses are less than 100. N/A is shown where the base number of responses is less than 10 during the period. % is calculated as Quantity/Base number\*100

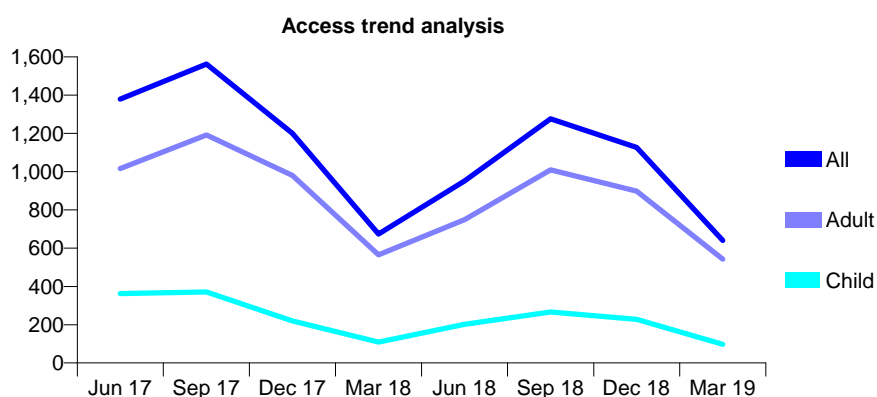
## Q47 - Vital Signs At a Glance Contract Report for 653543/0002 - Year end March 2019

Name or company name	MR K POWELL
Contract type name	GDS Contract
Purpose of contract	General
Contract start date	01/06/2013
Contract end date	

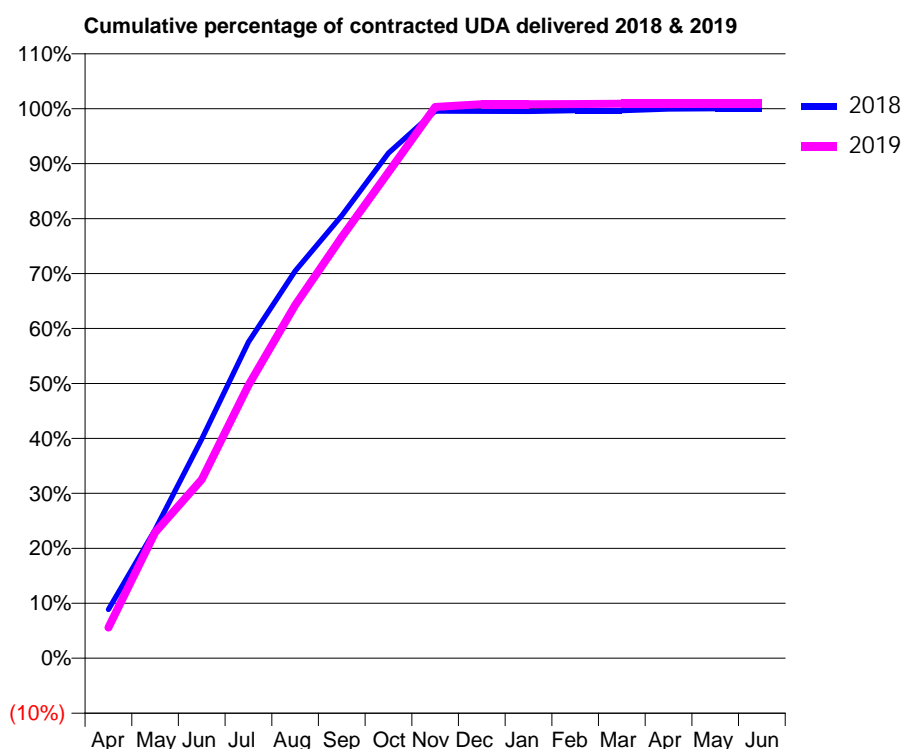
18/19 Contracted general activity (UDA)	4,240
Carry forward general activity (UDA)	0
18/19 Contracted orthodontic activity (UOA)	0
Carry forward orthodontic activity (UOA)	0
Baseline contract value	£119,659.61

### ACCESS\*

Patients seen in 24 months	Total	Change since previous quarter
Quarter ending March 2018	674	
Quarter ending June 2018	951	↑
Quarter ending September 2018	1,276	↑
Quarter ending December 2018	1,126	↓
Quarter ending March 2019	640	↓
<b>Variance since March 2018</b>	<b>(5.0%)</b>	<b>↓</b>



### ACTIVITY



Adjusted Scheduled Activity (UDA)		
Month	2018	2019
April	376	237
May	992	971
June	1,691	1,379
July	2,439	2,105
August	2,988	2,724
September	3,414	3,249
October	3,897	3,749
November	4,221	4,253
December	4,220	4,274
January	4,219	4,274
February	4,225	4,276
March	4,224	4,278
April	4,237	4,278
May	4,240	4,278
June	4,240	4,278

### QUALITY

	Quantity	Base Number	Contract	AT	Region	England
% of FP17s for the same patient ID Re-attending within 3 months - Children	63	471	13.4%	12.0%	12.3%	11.8%
% of FP17s for the same patient ID Re-attending within 3 months - Adults	148	1,287	11.5%	15.3%	15.9%	15.7%
% of FP17s for the same patient ID Re-attending between 3 & 9 months - Children	125	471	26.5%	58.5%	60.2%	58.9%
% of FP17s for the same patient ID Re-attending between 3 & 9 months - Adults	243	1,287	18.9%	51.2%	53.0%	50.8%
% of FP17s for Band 1 Urgent Courses	61	1,755	3.5%	10.7%	9.1%	9.1%
% of FP17s Relating to Free Repair or Replacements	10	1,755	0.6%	0.9%	1.0%	0.8%
% of FP17s Relating to Continuations	38	1,755	2.2%	0.9%	1.0%	0.9%
% of Patients satisfied with the dentistry they have received	0	0	N/A	94.5%	93.2%	92.5%
% of Patients satisfied with the time they had to wait for an appointment	0	0	N/A	86.4%	88.1%	87.0%

\* This is based on patients treated on this contract for their most recent course of treatment.

Figures in italics indicate the base number of FP17s or Patient Questionnaire responses are less than 100. N/A is shown where the base number of responses is less than 10 during the period. % is calculated as Quantity/Base number\*100



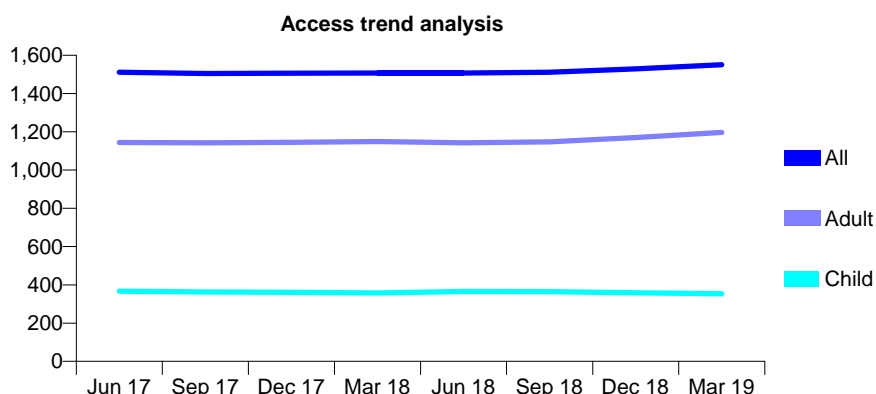
## Q47 - Vital Signs At a Glance Contract Report for 674303/0001 - Year end March 2019

Name or company name	MR JH NOWICKI
Contract type name	GDS Contract
Purpose of contract	General
Contract start date	01/04/2006
Contract end date	

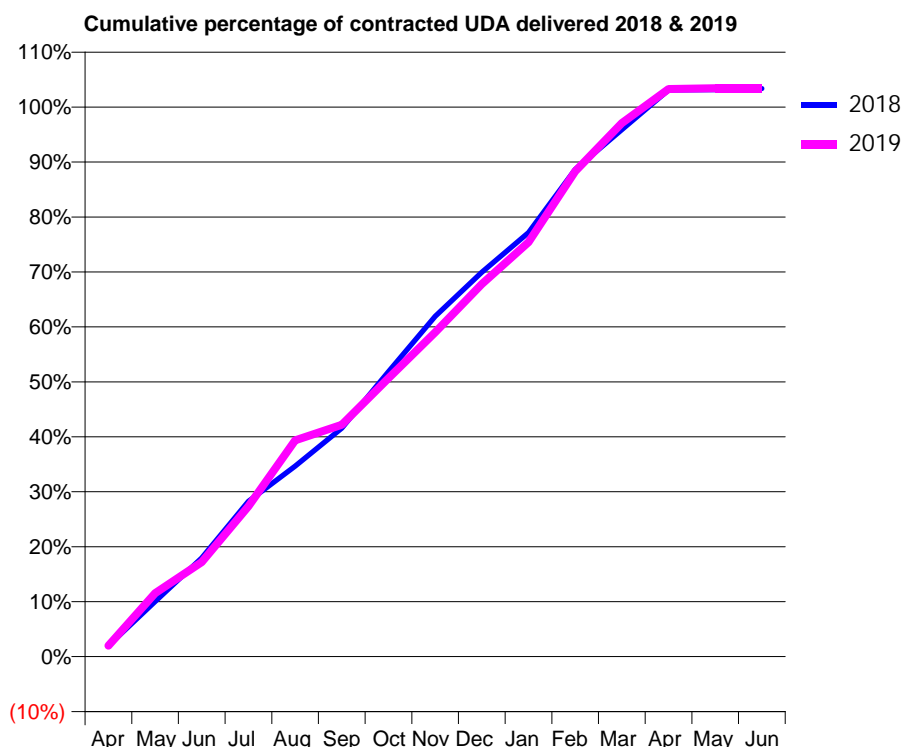
18/19 Contracted general activity (UDA)	3,602
Carry forward general activity (UDA)	-72
18/19 Contracted orthodontic activity (UOA)	0
Carry forward orthodontic activity (UOA)	0
Baseline contract value	£87,588.39

### ACCESS\*

Patients seen in 24 months	Total	Change since previous quarter
Quarter ending March 2018	1,507	
Quarter ending June 2018	1,507	→
Quarter ending September 2018	1,511	→
Quarter ending December 2018	1,529	→
Quarter ending March 2019	1,551	→
<b>Variance since March 2018</b>	<b>2.9%</b>	<b>↑</b>



### ACTIVITY



Adjusted Scheduled Activity (UDA)		
Month	2018	2019
April	72	72
May	362	416
June	647	619
July	1,018	985
August	1,249	1,417
September	1,498	1,520
October	1,867	1,825
November	2,231	2,125
December	2,520	2,442
January	2,780	2,716
February	3,193	3,181
March	3,454	3,497
April	3,714	3,720
May	3,716	3,725
June	3,723	3,725

### QUALITY

	Quantity	Base Number	Contract	AT	Region	England
% of FP17s for the same patient ID Re-attending within 3 months - Children	22	480	4.6%	12.0%	12.3%	11.8%
% of FP17s for the same patient ID Re-attending within 3 months - Adults	166	1,610	10.3%	15.3%	15.9%	15.7%
% of FP17s for the same patient ID Re-attending between 3 & 9 months - Children	258	480	53.8%	58.5%	60.2%	58.9%
% of FP17s for the same patient ID Re-attending between 3 & 9 months - Adults	878	1,610	54.5%	51.2%	53.0%	50.8%
% of FP17s for Band 1 Urgent Courses	162	2,060	7.9%	10.7%	9.1%	9.1%
% of FP17s Relating to Free Repair or Replacements	7	2,060	0.3%	0.9%	1.0%	0.8%
% of FP17s Relating to Continuations	7	2,060	0.3%	0.9%	1.0%	0.9%
% of Patients satisfied with the dentistry they have received	3	3	N/A	94.5%	93.2%	92.5%
% of Patients satisfied with the time they had to wait for an appointment	3	3	N/A	86.4%	88.1%	87.0%

\* This is based on patients treated on this contract for their most recent course of treatment.  
 Figures in *italics* indicate the base number of FP17s or Patient Questionnaire responses are less than 100. N/A is shown where the base number of responses is less than 10 during the period. % is calculated as Quantity/Base number\*100

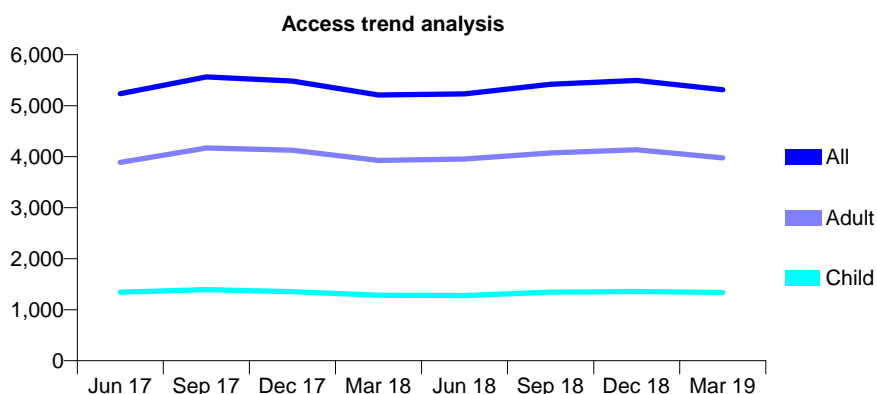
## Q47 - Vital Signs At a Glance Contract Report for 675695/0001 - Year end March 2019

Name or company name	MR F PATEL
Contract type name	GDS Contract
Purpose of contract	General
Contract start date	01/04/2006
Contract end date	

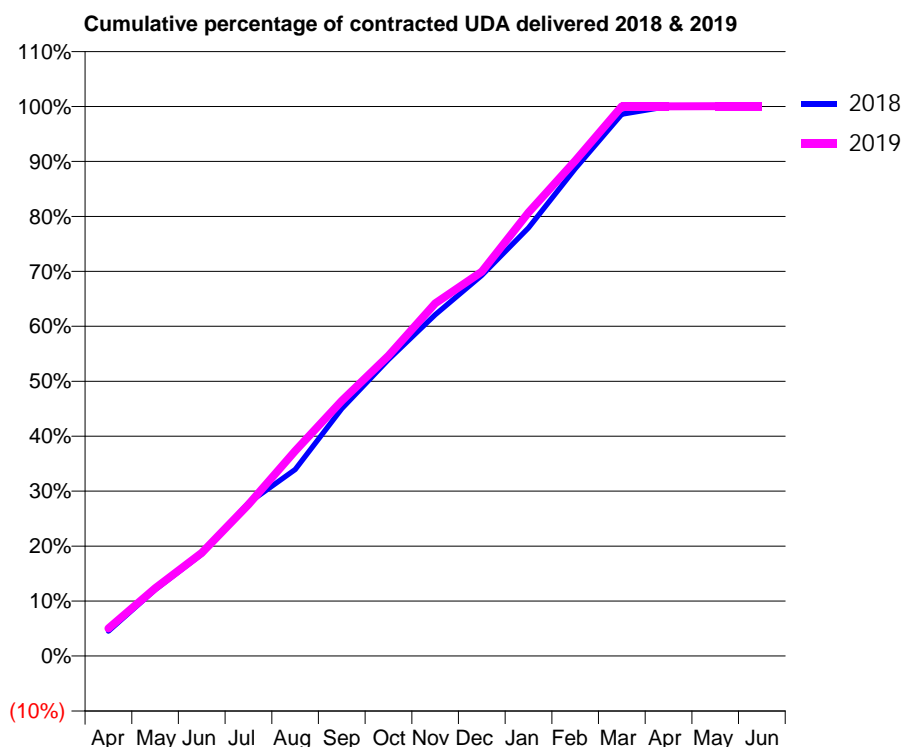
18/19 Contracted general activity (UDA)	16,658
Carry forward general activity (UDA)	0
18/19 Contracted orthodontic activity (UOA)	0
Carry forward orthodontic activity (UOA)	0
Baseline contract value	£394,793.62

### ACCESS\*

Patients seen in 24 months	Total	Change since previous quarter
Quarter ending March 2018	5,209	
Quarter ending June 2018	5,233	→
Quarter ending September 2018	5,421	↑
Quarter ending December 2018	5,494	→
Quarter ending March 2019	5,314	↓
<b>Variance since March 2018</b>	<b>2.0%</b>	<b>↑</b>



### ACTIVITY



Adjusted Scheduled Activity (UDA)		
Month	2018	2019
April	779	837
May	2,075	2,055
June	3,190	3,128
July	4,789	4,593
August	5,836	6,217
September	7,739	7,735
October	9,280	9,103
November	10,683	10,692
December	11,913	11,654
January	13,402	13,446
February	15,253	15,013
March	16,956	16,659
April	17,204	16,662
May	17,201	16,665
June	17,201	16,665

### QUALITY

	Quantity	Base Number	Contract	AT	Region	England
% of FP17s for the same patient ID Re-attending within 3 months - Children	175	2,040	8.6%	12.0%	12.3%	11.8%
% of FP17s for the same patient ID Re-attending within 3 months - Adults	770	5,732	13.4%	15.3%	15.9%	15.7%
% of FP17s for the same patient ID Re-attending between 3 & 9 months - Children	1,116	2,040	54.7%	58.5%	60.2%	58.9%
% of FP17s for the same patient ID Re-attending between 3 & 9 months - Adults	2,921	5,732	51.0%	51.2%	53.0%	50.8%
% of FP17s for Band 1 Urgent Courses	704	7,705	9.1%	10.7%	9.1%	9.1%
% of FP17s Relating to Free Repair or Replacements	92	7,705	1.2%	0.9%	1.0%	0.8%
% of FP17s Relating to Continuations	10	7,705	0.1%	0.9%	1.0%	0.9%
% of Patients satisfied with the dentistry they have received	4	4	N/A	94.5%	93.2%	92.5%
% of Patients satisfied with the time they had to wait for an appointment	4	4	N/A	86.4%	88.1%	87.0%

\* This is based on patients treated on this contract for their most recent course of treatment.

Figures in italics indicate the base number of FP17s or Patient Questionnaire responses are less than 100. N/A is shown where the base number of responses is less than 10 during the period. % is calculated as Quantity/Base number\*100

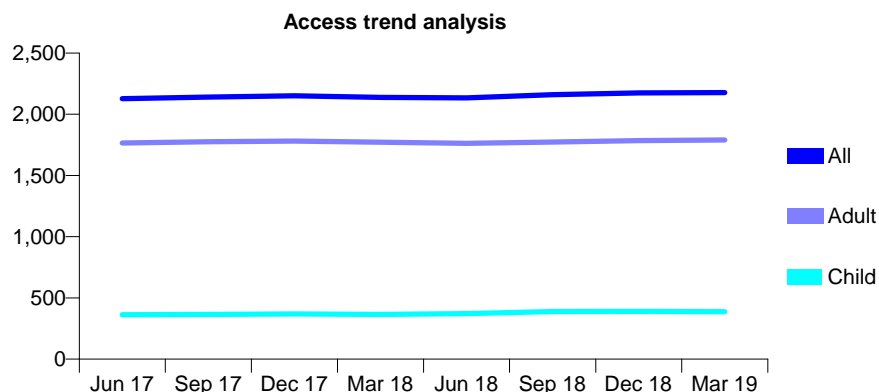
## Q47 - Vital Signs At a Glance Contract Report for 675733/0001 - Year end March 2019

Name or company name	MR M DUNKOW
Contract type name	GDS Contract
Purpose of contract	General
Contract start date	01/04/2006
Contract end date	

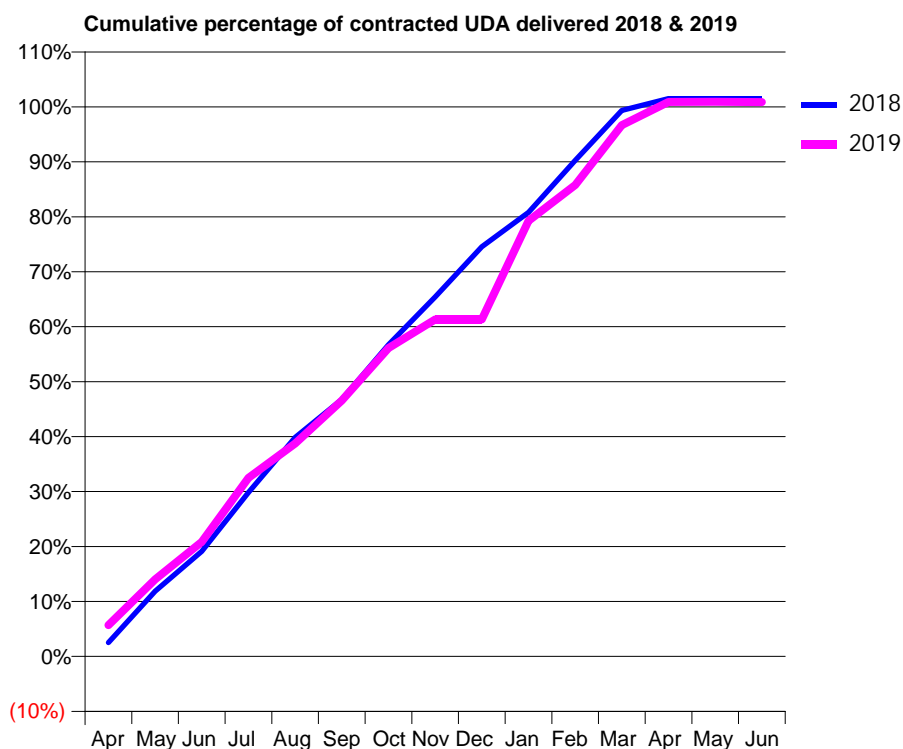
18/19 Contracted general activity (UDA)	7,200
Carry forward general activity (UDA)	-107
18/19 Contracted orthodontic activity (UOA)	0
Carry forward orthodontic activity (UOA)	0
Baseline contract value	£260,167.90

### ACCESS\*

Patients seen in 24 months	Total	Change since previous quarter
Quarter ending March 2018	2,138	
Quarter ending June 2018	2,135	→
Quarter ending September 2018	2,161	→
Quarter ending December 2018	2,175	→
Quarter ending March 2019	2,177	→
<b>Variance since March 2018</b>	<b>1.8%</b>	<b>→</b>



### ACTIVITY



Adjusted Scheduled Activity (UDA)		
Month	2018	2019
April	182	410
May	856	1,011
June	1,378	1,500
July	2,148	2,338
August	2,871	2,790
September	3,365	3,353
October	4,084	4,039
November	4,709	4,414
December	5,367	4,414
January	5,818	5,708
February	6,498	6,175
March	7,152	6,960
April	7,307	7,264
May	7,307	7,266
June	7,307	7,262

### QUALITY

	Quantity	Base Number	Contract	AT	Region	England
% of FP17s for the same patient ID Re-attending within 3 months - Children	23	606	3.8%	12.0%	12.3%	11.8%
% of FP17s for the same patient ID Re-attending within 3 months - Adults	307	2,727	11.3%	15.3%	15.9%	15.7%
% of FP17s for the same patient ID Re-attending between 3 & 9 months - Children	410	606	67.7%	58.5%	60.2%	58.9%
% of FP17s for the same patient ID Re-attending between 3 & 9 months - Adults	1,464	2,727	53.7%	51.2%	53.0%	50.8%
% of FP17s for Band 1 Urgent Courses	171	3,373	5.1%	10.7%	9.1%	9.1%
% of FP17s Relating to Free Repair or Replacements	28	3,373	0.8%	0.9%	1.0%	0.8%
% of FP17s Relating to Continuations	16	3,373	0.5%	0.9%	1.0%	0.9%
% of Patients satisfied with the dentistry they have received	5	5	N/A	94.5%	93.2%	92.5%
% of Patients satisfied with the time they had to wait for an appointment	5	5	N/A	86.4%	88.1%	87.0%

\* This is based on patients treated on this contract for their most recent course of treatment.

Figures in italics indicate the base number of FP17s or Patient Questionnaire responses are less than 100. N/A is shown where the base number of responses is less than 10 during the period. % is calculated as Quantity/Base number\*100

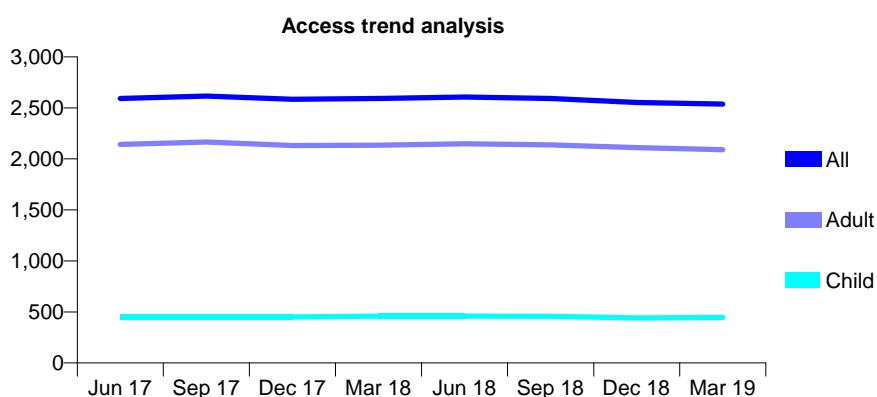
## Q47 - Vital Signs At a Glance Contract Report for 675830/0001 - Year end March 2019

Name or company name	MR JL COOPER
Contract type name	GDS Contract
Purpose of contract	General
Contract start date	01/04/2006
Contract end date	

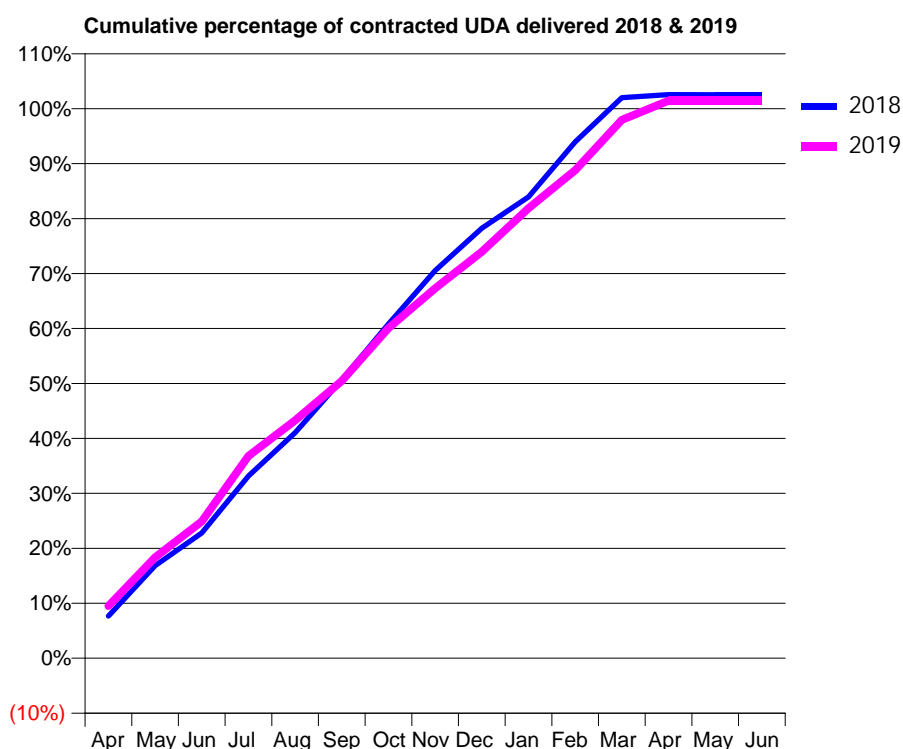
18/19 Contracted general activity (UDA)	7,034
Carry forward general activity (UDA)	-141
18/19 Contracted orthodontic activity (UOA)	0
Carry forward orthodontic activity (UOA)	0
Baseline contract value	£260,167.90

### ACCESS\*

Patients seen in 24 months	Total	Change since previous quarter
Quarter ending March 2018	2,593	
Quarter ending June 2018	2,606	→
Quarter ending September 2018	2,593	→
Quarter ending December 2018	2,552	↓
Quarter ending March 2019	2,536	→
<b>Variance since March 2018</b>	<b>(2.2%)</b>	<b>↓</b>



### ACTIVITY



Adjusted Scheduled Activity (UDA)		
Month	2018	2019
April	540	671
May	1,186	1,291
June	1,604	1,751
July	2,333	2,589
August	2,888	3,045
September	3,564	3,549
October	4,278	4,225
November	4,962	4,736
December	5,503	5,201
January	5,906	5,761
February	6,608	6,246
March	7,175	6,891
April	7,213	7,136
May	7,210	7,136
June	7,210	7,136

### QUALITY

	Quantity	Base Number	Contract	AT	Region	England
% of FP17s for the same patient ID Re-attending within 3 months - Children	17	653	2.6%	12.0%	12.3%	11.8%
% of FP17s for the same patient ID Re-attending within 3 months - Adults	233	2,937	7.9%	15.3%	15.9%	15.7%
% of FP17s for the same patient ID Re-attending between 3 & 9 months - Children	486	653	74.4%	58.5%	60.2%	58.9%
% of FP17s for the same patient ID Re-attending between 3 & 9 months - Adults	1,846	2,937	62.9%	51.2%	53.0%	50.8%
% of FP17s for Band 1 Urgent Courses	222	3,683	6.0%	10.7%	9.1%	9.1%
% of FP17s Relating to Free Repair or Replacements	9	3,683	0.2%	0.9%	1.0%	0.8%
% of FP17s Relating to Continuations	28	3,683	0.8%	0.9%	1.0%	0.9%
% of Patients satisfied with the dentistry they have received	0	0	N/A	94.5%	93.2%	92.5%
% of Patients satisfied with the time they had to wait for an appointment	0	0	N/A	86.4%	88.1%	87.0%

\* This is based on patients treated on this contract for their most recent course of treatment.

Figures in italics indicate the base number of FP17s or Patient Questionnaire responses are less than 100. N/A is shown where the base number of responses is less than 10 during the period. % is calculated as Quantity/Base number\*100

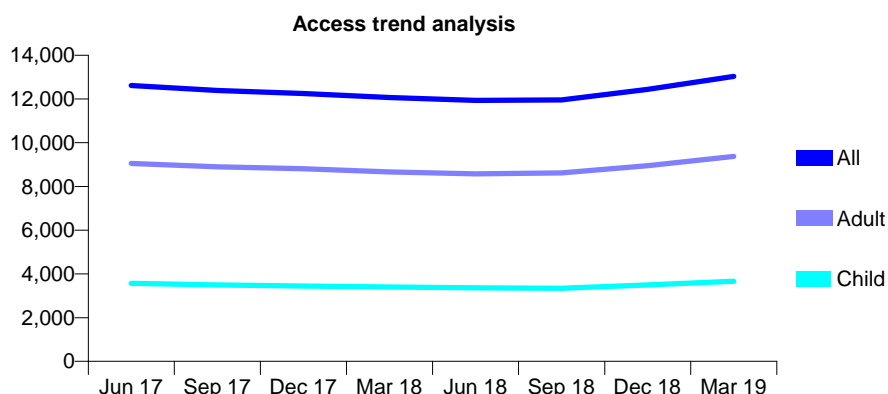
## Q47 - Vital Signs At a Glance Contract Report for 676209/0001 - Year end March 2019

Name or company name	MR SL MORGAN
Contract type name	GDS Contract
Purpose of contract	General and Orthodontic
Contract start date	01/04/2006
Contract end date	

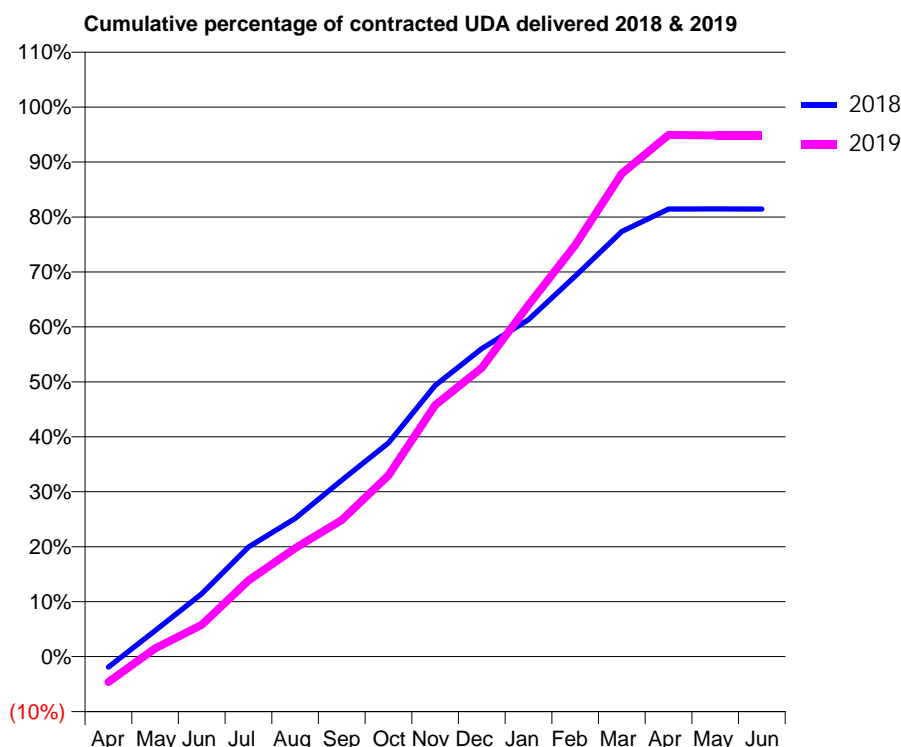
18/19 Contracted general activity (UDA)	38,336
Carry forward general activity (UDA)	0
18/19 Contracted orthodontic activity (UOA)	6,289
Carry forward orthodontic activity (UOA)	129
Baseline contract value	£1,422,680.83

### ACCESS\*

Patients seen in 24 months	Total	Change since previous quarter
Quarter ending March 2018	12,069	
Quarter ending June 2018	11,937	↓
Quarter ending September 2018	11,959	→
Quarter ending December 2018	12,440	↑
Quarter ending March 2019	13,033	↑
<b>Variance since March 2018</b>	<b>8.0%</b>	<b>↑</b>



### ACTIVITY



Adjusted Scheduled Activity (UDA)		
Month	2018	2019
April	-741	-1,772
May	1,815	570
June	4,390	2,219
July	7,646	5,303
August	9,640	7,572
September	12,311	9,535
October	14,906	12,646
November	18,921	17,543
December	21,487	20,146
January	23,500	24,537
February	26,543	28,702
March	29,665	33,699
April	31,227	36,387
May	31,235	36,363
June	31,224	36,363

### QUALITY

	Quantity	Base Number	Contract	AT	Region	England
% of FP17s for the same patient ID Re-attending within 3 months - Children	707	6,606	10.7%	12.0%	12.3%	11.8%
% of FP17s for the same patient ID Re-attending within 3 months - Adults	2,020	13,841	14.6%	15.3%	15.9%	15.7%
% of FP17s for the same patient ID Re-attending between 3 & 9 months - Children	3,631	6,606	55.0%	58.5%	60.2%	58.9%
% of FP17s for the same patient ID Re-attending between 3 & 9 months - Adults	7,405	13,841	53.5%	51.2%	53.0%	50.8%
% of FP17s for Band 1 Urgent Courses	1,454	18,829	7.7%	10.7%	9.1%	9.1%
% of FP17s Relating to Free Repair or Replacements	220	18,829	1.2%	0.9%	1.0%	0.8%
% of FP17s Relating to Continuations	212	18,829	1.1%	0.9%	1.0%	0.9%
% of Patients satisfied with the dentistry they have received	7	9	N/A	94.5%	93.2%	92.5%
% of Patients satisfied with the time they had to wait for an appointment	2	9	N/A	86.4%	88.1%	87.0%

\* This is based on patients treated on this contract for their most recent course of treatment.

Figures in *italics* indicate the base number of FP17s or Patient Questionnaire responses are less than 100. N/A is shown where the base number of responses is less than 10 during the period. % is calculated as Quantity/Base number\*100

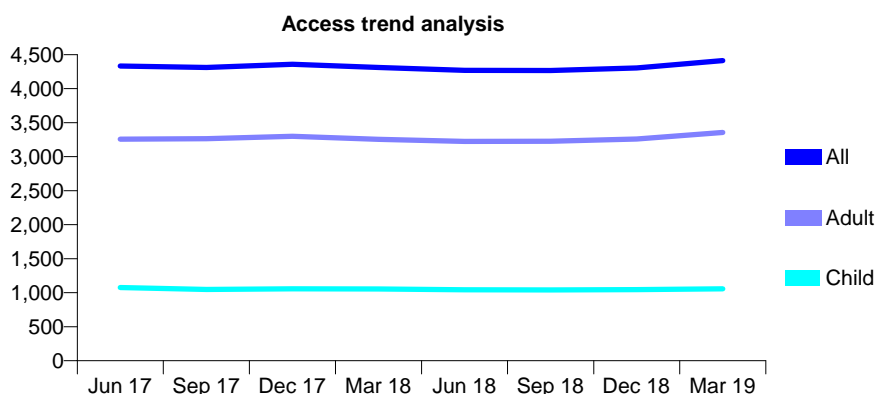
## Q47 - Vital Signs At a Glance Contract Report for 676306/0001 - Year end March 2019

Name or company name	MR BS AARON
Contract type name	GDS Contract
Purpose of contract	General
Contract start date	01/04/2006
Contract end date	

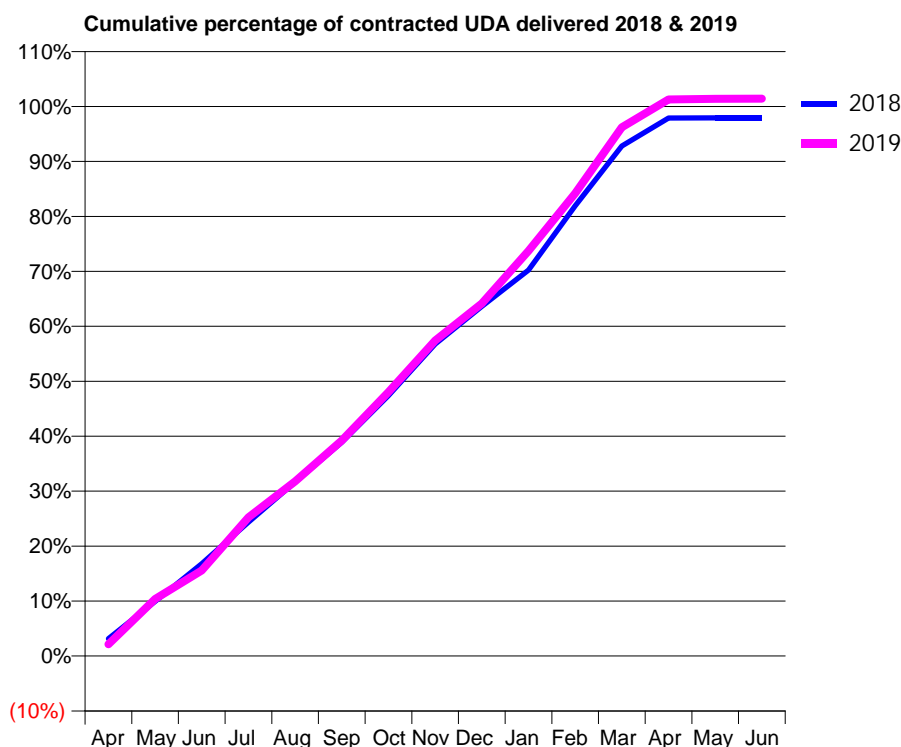
18/19 Contracted general activity (UDA)	12,200
Carry forward general activity (UDA)	253
18/19 Contracted orthodontic activity (UOA)	0
Carry forward orthodontic activity (UOA)	0
Baseline contract value	£389,858.37

### ACCESS\*

Patients seen in 24 months	Total	Change since previous quarter
Quarter ending March 2018	4,312	
Quarter ending June 2018	4,269	→
Quarter ending September 2018	4,267	→
Quarter ending December 2018	4,305	→
Quarter ending March 2019	4,412	↑
<b>Variance since March 2018</b>	<b>2.3%</b>	<b>↑</b>



### ACTIVITY



Adjusted Scheduled Activity (UDA)		
Month	2018	2019
April	386	261
May	1,216	1,268
June	2,048	1,900
July	2,973	3,079
August	3,864	3,881
September	4,744	4,784
October	5,784	5,860
November	6,926	7,007
December	7,762	7,825
January	8,570	8,994
February	9,995	10,274
March	11,319	11,736
April	11,945	12,355
May	11,946	12,372
June	11,947	12,373

### QUALITY

	Quantity	Base Number	Contract	AT	Region	England
% of FP17s for the same patient ID Re-attending within 3 months - Children	141	1,863	7.6%	12.0%	12.3%	11.8%
% of FP17s for the same patient ID Re-attending within 3 months - Adults	432	5,043	8.6%	15.3%	15.9%	15.7%
% of FP17s for the same patient ID Re-attending between 3 & 9 months - Children	1,248	1,863	67.0%	58.5%	60.2%	58.9%
% of FP17s for the same patient ID Re-attending between 3 & 9 months - Adults	3,519	5,043	69.8%	51.2%	53.0%	50.8%
% of FP17s for Band 1 Urgent Courses	394	6,943	5.7%	10.7%	9.1%	9.1%
% of FP17s Relating to Free Repair or Replacements	53	6,943	0.8%	0.9%	1.0%	0.8%
% of FP17s Relating to Continuations	24	6,943	0.3%	0.9%	1.0%	0.9%
% of Patients satisfied with the dentistry they have received	2	2	N/A	94.5%	93.2%	92.5%
% of Patients satisfied with the time they had to wait for an appointment	2	2	N/A	86.4%	88.1%	87.0%

\* This is based on patients treated on this contract for their most recent course of treatment.

Figures in italics indicate the base number of FP17s or Patient Questionnaire responses are less than 100. N/A is shown where the base number of responses is less than 10 during the period. % is calculated as Quantity/Base number\*100

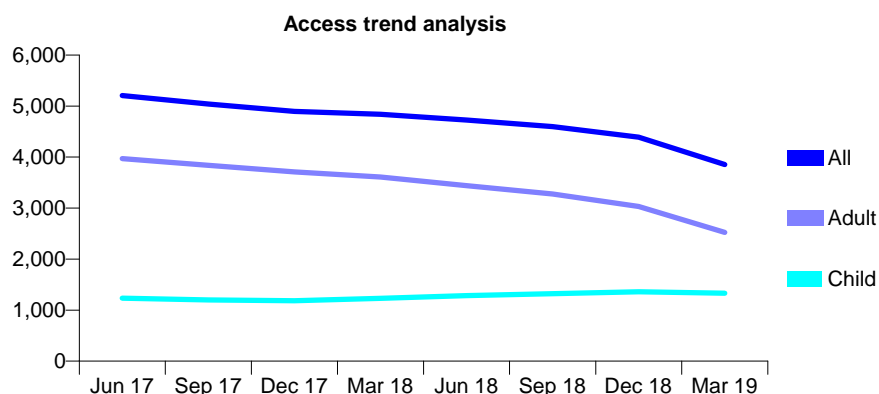
## Q47 - Vital Signs At a Glance Contract Report for 676659/0001 - Year end March 2019

Name or company name	Dr Abraham Hussain Malik
Contract type name	GDS Contract
Purpose of contract	General
Contract start date	01/04/2006
Contract end date	

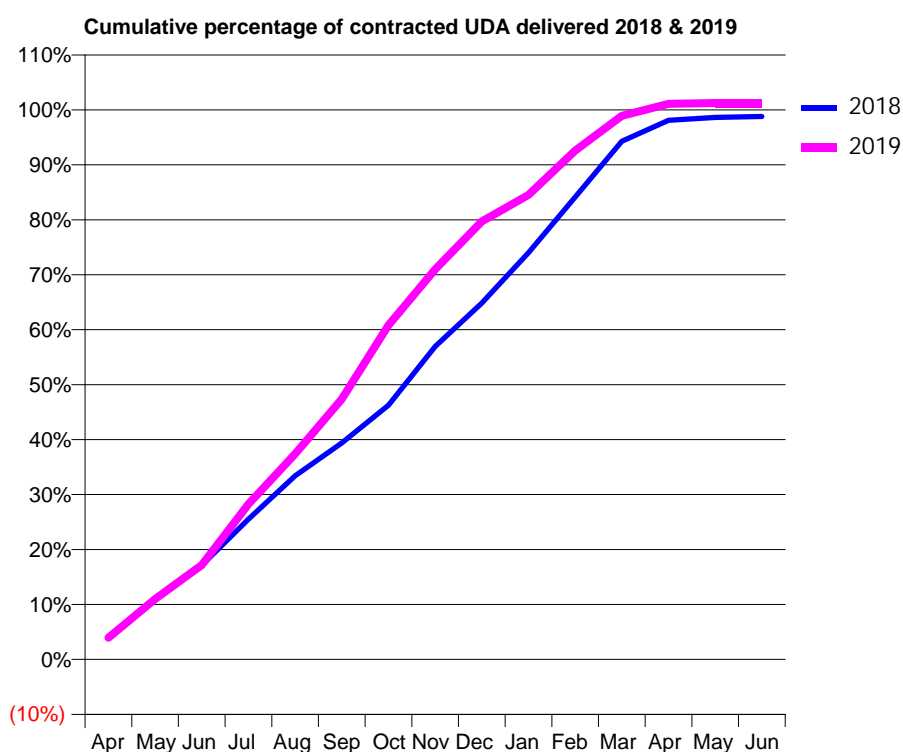
18/19 Contracted general activity (UDA)	14,620
Carry forward general activity (UDA)	174
18/19 Contracted orthodontic activity (UOA)	0
Carry forward orthodontic activity (UOA)	0
Baseline contract value	£428,046.47

### ACCESS\*

Patients seen in 24 months	Total	Change since previous quarter
Quarter ending March 2018	4,839	
Quarter ending June 2018	4,726	↓
Quarter ending September 2018	4,597	↓
Quarter ending December 2018	4,391	↓
Quarter ending March 2019	3,856	↓
<b>Variance since March 2018</b>	<b>(20.3%)</b>	<b>↓</b>



### ACTIVITY



Adjusted Scheduled Activity (UDA)		
Month	2018	2019
April	611	576
May	1,579	1,610
June	2,502	2,512
July	3,734	4,133
August	4,889	5,469
September	5,759	6,927
October	6,765	8,894
November	8,325	10,378
December	9,480	11,652
January	10,823	12,360
February	12,303	13,536
March	13,784	14,459
April	14,341	14,781
May	14,422	14,800
June	14,446	14,800

### QUALITY

	Quantity	Base Number	Contract	AT	Region	England
% of FP17s for the same patient ID Re-attending within 3 months - Children	212	2,083	10.2%	12.0%	12.3%	11.8%
% of FP17s for the same patient ID Re-attending within 3 months - Adults	688	2,782	24.7%	15.3%	15.9%	15.7%
% of FP17s for the same patient ID Re-attending between 3 & 9 months - Children	1,082	2,083	51.9%	58.5%	60.2%	58.9%
% of FP17s for the same patient ID Re-attending between 3 & 9 months - Adults	960	2,782	34.5%	51.2%	53.0%	50.8%
% of FP17s for Band 1 Urgent Courses	682	4,864	14.0%	10.7%	9.1%	9.1%
% of FP17s Relating to Free Repair or Replacements	14	4,864	0.3%	0.9%	1.0%	0.8%
% of FP17s Relating to Continuations	140	4,864	2.9%	0.9%	1.0%	0.9%
% of Patients satisfied with the dentistry they have received	4	4	N/A	94.5%	93.2%	92.5%
% of Patients satisfied with the time they had to wait for an appointment	3	4	N/A	86.4%	88.1%	87.0%

\* This is based on patients treated on this contract for their most recent course of treatment.

Figures in italics indicate the base number of FP17s or Patient Questionnaire responses are less than 100. N/A is shown where the base number of responses is less than 10 during the period. % is calculated as Quantity/Base number\*100



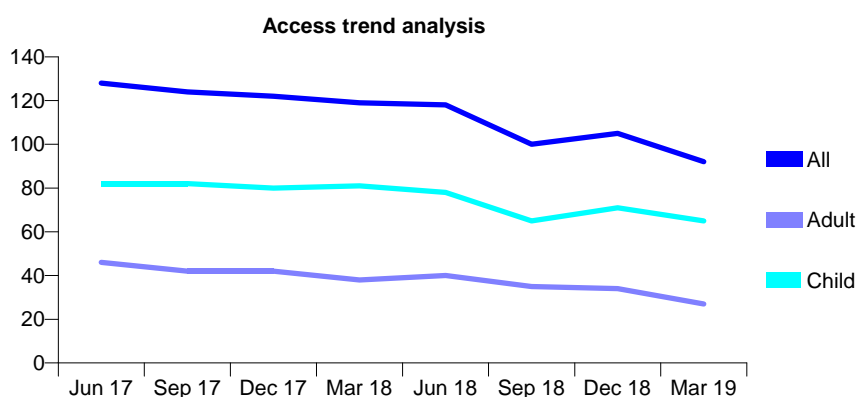
## Q47 - Vital Signs At a Glance Contract Report for 677612/0001 - Year end March 2019

Name or company name	MR S ALLAN
Contract type name	GDS Contract
Purpose of contract	General
Contract start date	01/04/2006
Contract end date	

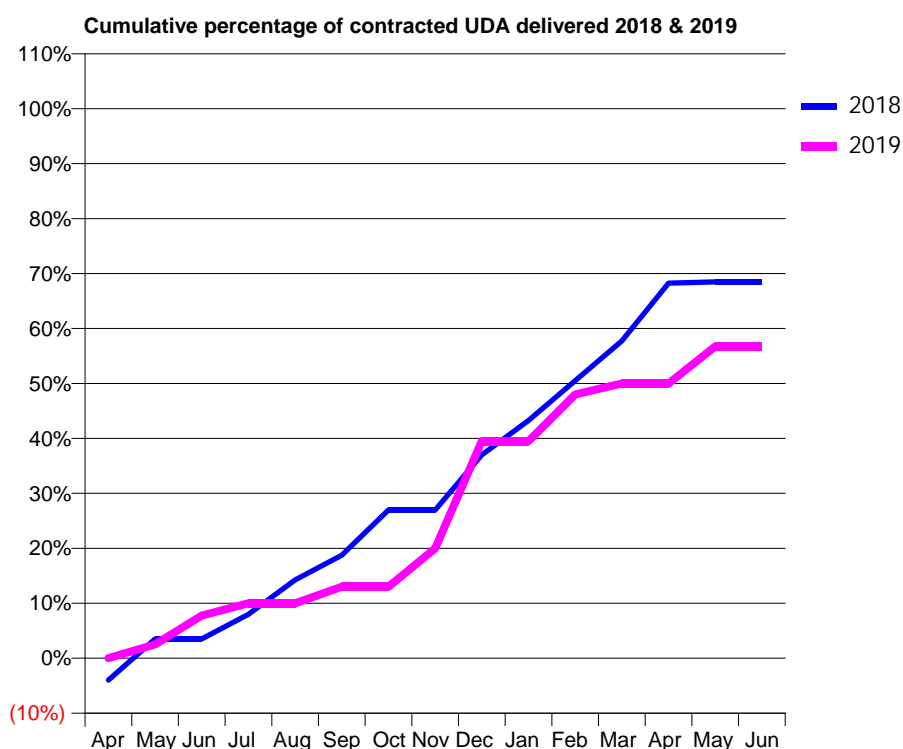
18/19 Contracted general activity (UDA)	400
Carry forward general activity (UDA)	0
18/19 Contracted orthodontic activity (UOA)	0
Carry forward orthodontic activity (UOA)	0
Baseline contract value	£9,260.65

### ACCESS\*

Patients seen in 24 months	Total	Change since previous quarter
Quarter ending March 2018	119	
Quarter ending June 2018	118	→
Quarter ending September 2018	100	↓
Quarter ending December 2018	105	↑
Quarter ending March 2019	92	↓
<b>Variance since March 2018</b>	<b>(22.7%)</b>	<b>↓</b>



### ACTIVITY



Adjusted Scheduled Activity (UDA)		
Month	2018	2019
April	-16	0
May	14	10
June	14	31
July	32	40
August	57	40
September	75	52
October	108	52
November	108	80
December	148	158
January	173	158
February	202	192
March	231	200
April	273	200
May	274	227
June	274	227

### QUALITY

	Quantity	Base Number	Contract	AT	Region	England
% of FP17s for the same patient ID Re-attending within 3 months - Children	5	100	5.0%	12.0%	12.3%	11.8%
% of FP17s for the same patient ID Re-attending within 3 months - Adults	4	22	18.2%	15.3%	15.9%	15.7%
% of FP17s for the same patient ID Re-attending between 3 & 9 months - Children	49	100	49.0%	58.5%	60.2%	58.9%
% of FP17s for the same patient ID Re-attending between 3 & 9 months - Adults	11	22	50.0%	51.2%	53.0%	50.8%
% of FP17s for Band 1 Urgent Courses	0	124	0.0%	10.7%	9.1%	9.1%
% of FP17s Relating to Free Repair or Replacements	0	124	0.0%	0.9%	1.0%	0.8%
% of FP17s Relating to Continuations	0	124	0.0%	0.9%	1.0%	0.9%
% of Patients satisfied with the dentistry they have received	0	0	N/A	94.5%	93.2%	92.5%
% of Patients satisfied with the time they had to wait for an appointment	0	0	N/A	86.4%	88.1%	87.0%

\* This is based on patients treated on this contract for their most recent course of treatment. Figures in italics indicate the base number of FP17s or Patient Questionnaire responses are less than 100. N/A is shown where the base number of responses is less than 10 during the period. % is calculated as Quantity/Base number\*100

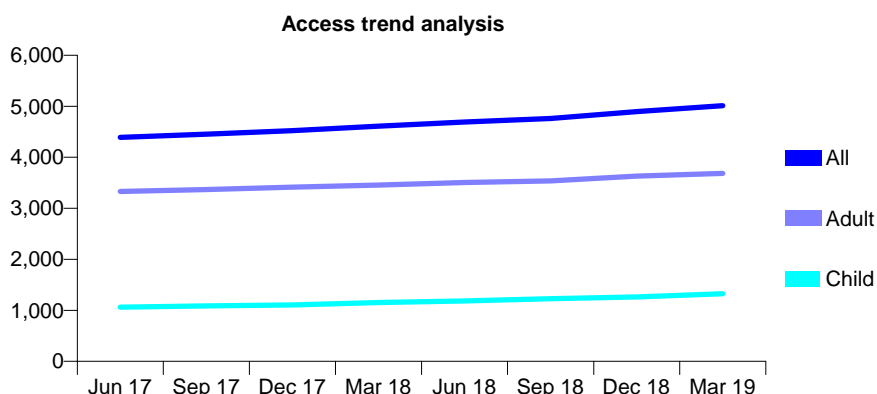
## Q47 - Vital Signs At a Glance Contract Report for 679313/0001 - Year end March 2019

Name or company name	MR CS WONG
Contract type name	GDS Contract
Purpose of contract	General
Contract start date	01/06/2008
Contract end date	

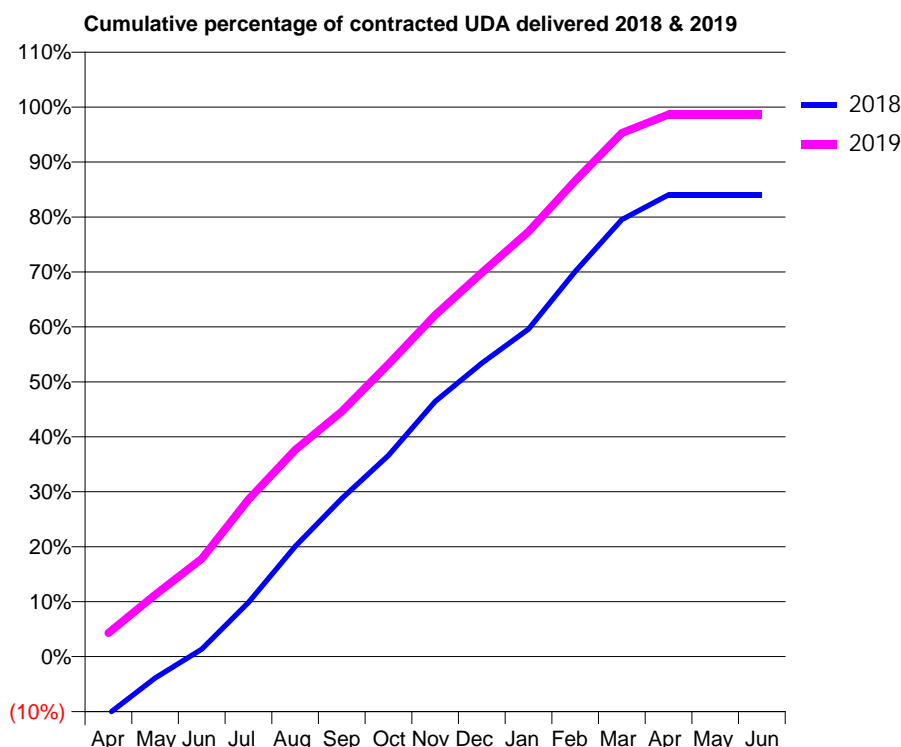
18/19 Contracted general activity (UDA)	16,856
Carry forward general activity (UDA)	0
18/19 Contracted orthodontic activity (UOA)	0
Carry forward orthodontic activity (UOA)	0
Baseline contract value	£520,131.42

### ACCESS\*

Patients seen in 24 months	Total	Change since previous quarter
Quarter ending March 2018	4,610	
Quarter ending June 2018	4,692	→
Quarter ending September 2018	4,763	→
Quarter ending December 2018	4,895	↑
Quarter ending March 2019	5,012	↑
<b>Variance since March 2018</b>	<b>8.7%</b>	<b>↑</b>



### ACTIVITY



Adjusted Scheduled Activity (UDA)		
Month	2018	2019
April	-1,759	728
May	-659	1,902
June	228	3,005
July	1,664	4,818
August	3,382	6,338
September	4,850	7,519
October	6,174	8,973
November	7,828	10,478
December	8,999	11,776
January	10,044	13,033
February	11,817	14,599
March	13,403	16,057
April	14,164	16,630
May	14,165	16,630
June	14,165	16,630

### QUALITY

	Quantity	Base Number	Contract	AT	Region	England
% of FP17s for the same patient ID Re-attending within 3 months - Children	202	2,016	10.0%	12.0%	12.3%	11.8%
% of FP17s for the same patient ID Re-attending within 3 months - Adults	1,068	6,138	17.4%	15.3%	15.9%	15.7%
% of FP17s for the same patient ID Re-attending between 3 & 9 months - Children	1,214	2,016	60.2%	58.5%	60.2%	58.9%
% of FP17s for the same patient ID Re-attending between 3 & 9 months - Adults	3,961	6,138	64.5%	51.2%	53.0%	50.8%
% of FP17s for Band 1 Urgent Courses	612	8,126	7.5%	10.7%	9.1%	9.1%
% of FP17s Relating to Free Repair or Replacements	46	8,126	0.6%	0.9%	1.0%	0.8%
% of FP17s Relating to Continuations	210	8,126	2.6%	0.9%	1.0%	0.9%
% of Patients satisfied with the dentistry they have received	2	3	N/A	94.5%	93.2%	92.5%
% of Patients satisfied with the time they had to wait for an appointment	2	3	N/A	86.4%	88.1%	87.0%

\* This is based on patients treated on this contract for their most recent course of treatment.  
 Figures in italics indicate the base number of FP17s or Patient Questionnaire responses are less than 100. N/A is shown where the base number of responses is less than 10 during the period. % is calculated as Quantity/Base number\*100

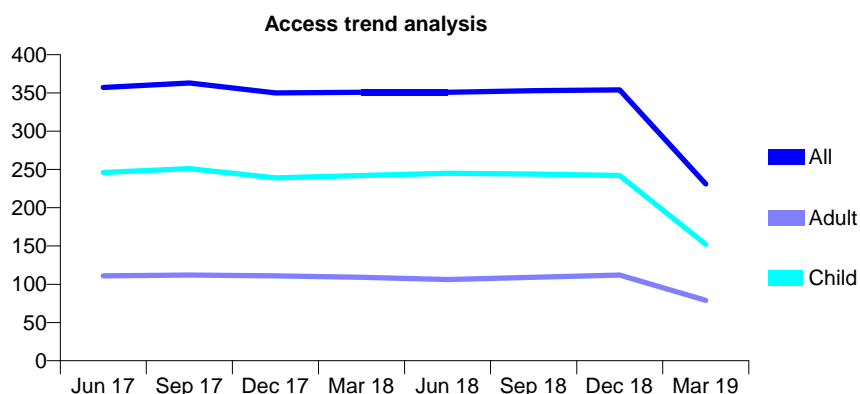
## Q47 - Vital Signs At a Glance Contract Report for 680214/0001 - Year end March 2019

Name or company name	MR JA SILCOX
Contract type name	GDS Contract
Purpose of contract	General
Contract start date	01/04/2008
Contract end date	

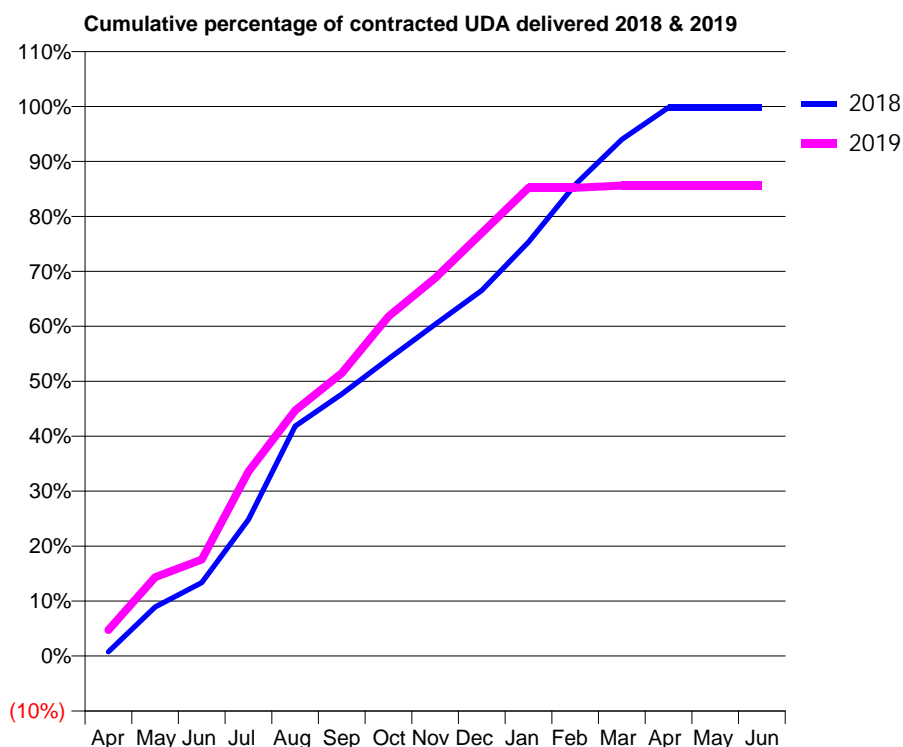
18/19 Contracted general activity (UDA)	910
Carry forward general activity (UDA)	2
18/19 Contracted orthodontic activity (UOA)	0
Carry forward orthodontic activity (UOA)	0
Baseline contract value	£25,710.95

### ACCESS\*

Patients seen in 24 months	Total	Change since previous quarter
Quarter ending March 2018	351	
Quarter ending June 2018	351	→
Quarter ending September 2018	353	→
Quarter ending December 2018	354	→
Quarter ending March 2019	231	↓
<b>Variance since March 2018</b>	<b>(34.2%)</b>	<b>↓</b>



### ACTIVITY



Adjusted Scheduled Activity (UDA)		
Month	2018	2019
April	7	36
May	81	109
June	122	133
July	226	254
August	381	339
September	434	390
October	492	468
November	549	521
December	605	584
January	686	646
February	781	646
March	855	649
April	908	649
May	908	649
June	908	649

### QUALITY

	Quantity	Base Number	Contract	AT	Region	England
% of FP17s for the same patient ID Re-attending within 3 months - Children	37	337	11.0%	12.0%	12.3%	11.8%
% of FP17s for the same patient ID Re-attending within 3 months - Adults	14	134	10.4%	15.3%	15.9%	15.7%
% of FP17s for the same patient ID Re-attending between 3 & 9 months - Children	225	337	66.8%	58.5%	60.2%	58.9%
% of FP17s for the same patient ID Re-attending between 3 & 9 months - Adults	92	134	68.7%	51.2%	53.0%	50.8%
% of FP17s for Band 1 Urgent Courses	14	437	3.2%	10.7%	9.1%	9.1%
% of FP17s Relating to Free Repair or Replacements	0	437	0.0%	0.9%	1.0%	0.8%
% of FP17s Relating to Continuations	0	437	0.0%	0.9%	1.0%	0.9%
% of Patients satisfied with the dentistry they have received	0	0	N/A	94.5%	93.2%	92.5%
% of Patients satisfied with the time they had to wait for an appointment	0	0	N/A	86.4%	88.1%	87.0%

\* This is based on patients treated on this contract for their most recent course of treatment.

Figures in italics indicate the base number of FP17s or Patient Questionnaire responses are less than 100. N/A is shown where the base number of responses is less than 10 during the period. % is calculated as Quantity/Base number\*100

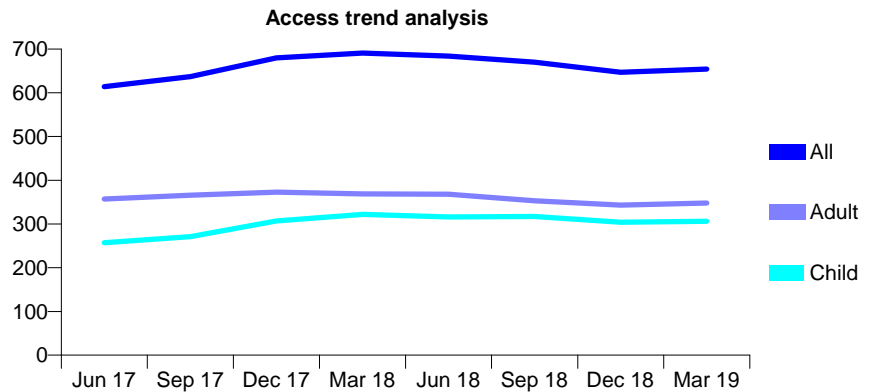
## Q47 - Vital Signs At a Glance Contract Report for 696293/0001 - Year end March 2019

Name or company name	MR V PATEL
Contract type name	GDS Contract
Purpose of contract	General
Contract start date	01/11/2015
Contract end date	

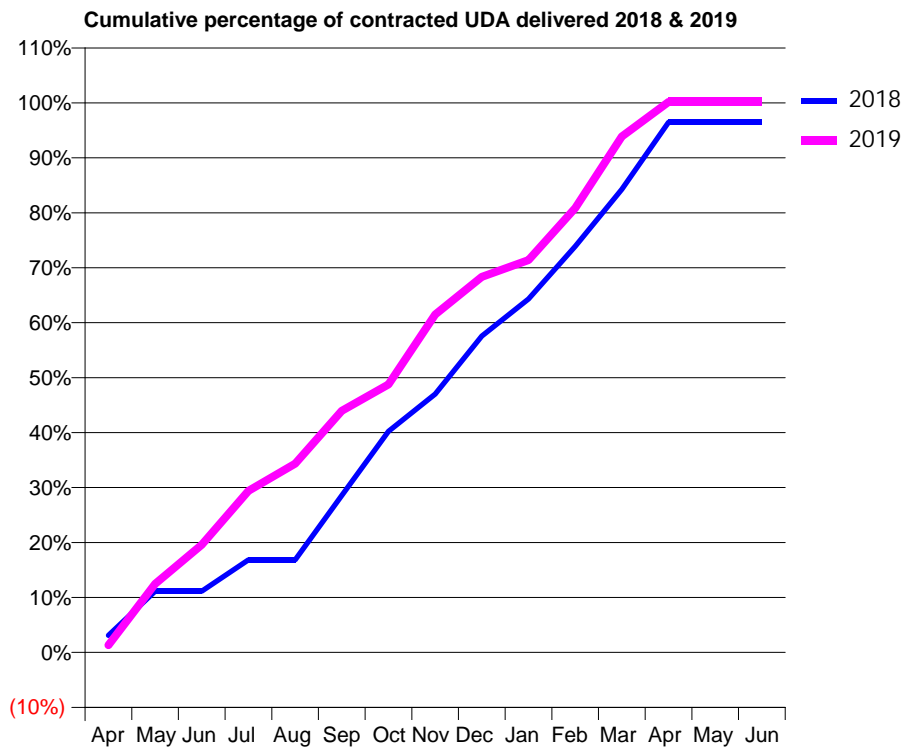
18/19 Contracted general activity (UDA)	2,790
Carry forward general activity (UDA)	-37
18/19 Contracted orthodontic activity (UOA)	0
Carry forward orthodontic activity (UOA)	0
Baseline contract value	£62,422.40

### ACCESS\*

Patients seen in 24 months	Total	Change since previous quarter
Quarter ending March 2018	691	
Quarter ending June 2018	684	↓
Quarter ending September 2018	670	↓
Quarter ending December 2018	647	↓
Quarter ending March 2019	654	→
<b>Variance since March 2018</b>	<b>(5.4%)</b>	<b>↓</b>



### ACTIVITY



Adjusted Scheduled Activity (UDA)		
Month	2018	2019
April	86	37
May	311	349
June	311	546
July	470	820
August	470	958
September	796	1,226
October	1,123	1,360
November	1,312	1,716
December	1,605	1,907
January	1,794	1,992
February	2,062	2,256
March	2,351	2,619
April	2,692	2,794
May	2,692	2,794
June	2,692	2,794

### QUALITY

	Quantity	Base Number	Contract	AT	Region	England
% of FP17s for the same patient ID Re-attending within 3 months - Children	60	580	10.3%	12.0%	12.3%	11.8%
% of FP17s for the same patient ID Re-attending within 3 months - Adults	62	418	14.8%	15.3%	15.9%	15.7%
% of FP17s for the same patient ID Re-attending between 3 & 9 months - Children	374	580	64.5%	58.5%	60.2%	58.9%
% of FP17s for the same patient ID Re-attending between 3 & 9 months - Adults	167	418	40.0%	51.2%	53.0%	50.8%
% of FP17s for Band 1 Urgent Courses	66	944	7.0%	10.7%	9.1%	9.1%
% of FP17s Relating to Free Repair or Replacements	1	944	0.1%	0.9%	1.0%	0.8%
% of FP17s Relating to Continuations	0	944	0.0%	0.9%	1.0%	0.9%
% of Patients satisfied with the dentistry they have received	1	1	N/A	94.5%	93.2%	92.5%
% of Patients satisfied with the time they had to wait for an appointment	1	1	N/A	86.4%	88.1%	87.0%

\* This is based on patients treated on this contract for their most recent course of treatment. Figures in italics indicate the base number of FP17s or Patient Questionnaire responses are less than 100. N/A is shown where the base number of responses is less than 10 during the period. % is calculated as Quantity/Base number\*100

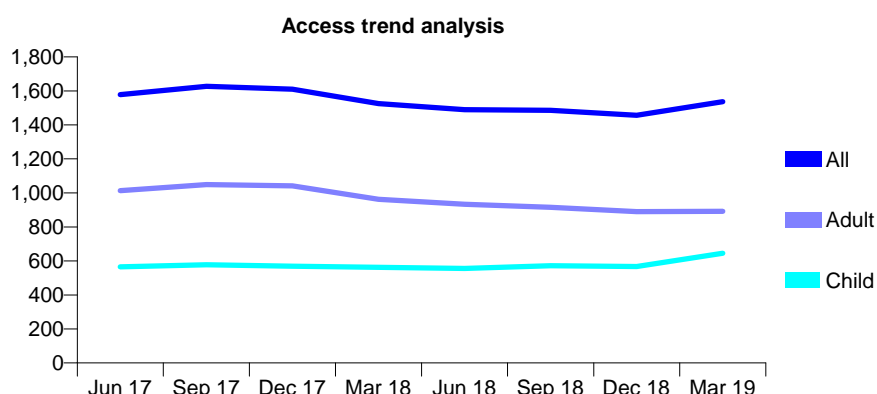
## Q47 - Vital Signs At a Glance Contract Report for 723967/0002 - Year end March 2019

Name or company name	Lowerbank Dental Practice
Contract type name	GDS Contract
Purpose of contract	General
Contract start date	21/12/2015
Contract end date	

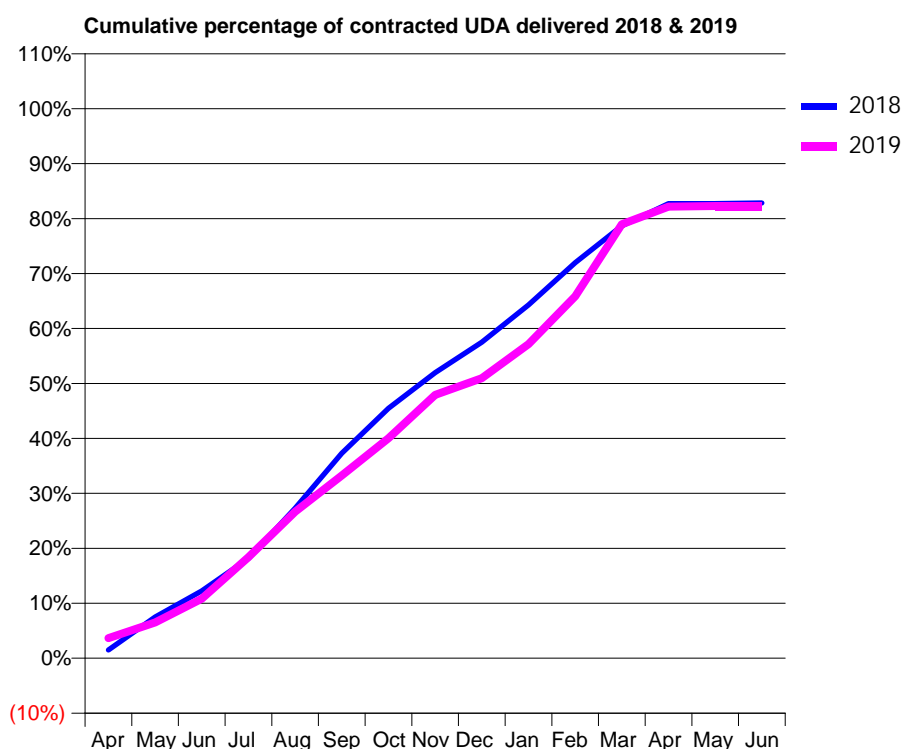
18/19 Contracted general activity (UDA)	4,446
Carry forward general activity (UDA)	0
18/19 Contracted orthodontic activity (UOA)	0
Carry forward orthodontic activity (UOA)	0
Baseline contract value	£122,621.09

### ACCESS\*

Patients seen in 24 months	Total	Change since previous quarter
Quarter ending March 2018	1,525	
Quarter ending June 2018	1,489	↓
Quarter ending September 2018	1,486	→
Quarter ending December 2018	1,457	↓
Quarter ending March 2019	1,536	↑
<b>Variance since March 2018</b>	<b>0.7%</b>	<b>→</b>



### ACTIVITY



Adjusted Scheduled Activity (UDA)		
Month	2018	2019
April	68	163
May	334	290
June	544	482
July	808	817
August	1,215	1,185
September	1,658	1,478
October	2,021	1,780
November	2,311	2,131
December	2,556	2,265
January	2,859	2,542
February	3,200	2,928
March	3,497	3,511
April	3,678	3,654
May	3,678	3,658
June	3,683	3,658

### QUALITY

	Quantity	Base Number	Contract	AT	Region	England
% of FP17s for the same patient ID Re-attending within 3 months - Children	59	1,015	5.8%	12.0%	12.3%	11.8%
% of FP17s for the same patient ID Re-attending within 3 months - Adults	146	1,177	12.4%	15.3%	15.9%	15.7%
% of FP17s for the same patient ID Re-attending between 3 & 9 months - Children	626	1,015	61.7%	58.5%	60.2%	58.9%
% of FP17s for the same patient ID Re-attending between 3 & 9 months - Adults	672	1,177	57.1%	51.2%	53.0%	50.8%
% of FP17s for Band 1 Urgent Courses	111	2,170	5.1%	10.7%	9.1%	9.1%
% of FP17s Relating to Free Repair or Replacements	7	2,170	0.3%	0.9%	1.0%	0.8%
% of FP17s Relating to Continuations	14	2,170	0.6%	0.9%	1.0%	0.9%
% of Patients satisfied with the dentistry they have received	1	1	N/A	94.5%	93.2%	92.5%
% of Patients satisfied with the time they had to wait for an appointment	0	1	N/A	86.4%	88.1%	87.0%

\* This is based on patients treated on this contract for their most recent course of treatment.

Figures in italics indicate the base number of FP17s or Patient Questionnaire responses are less than 100. N/A is shown where the base number of responses is less than 10 during the period. % is calculated as Quantity/Base number\*100

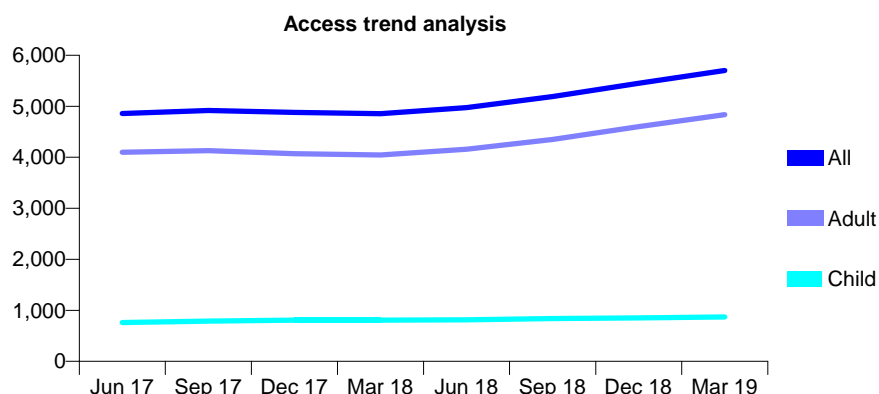
## Q47 - Vital Signs At a Glance Contract Report for 724491/0002 - Year end March 2019

Name or company name	Avondale Dental Practice
Contract type name	GDS Contract
Purpose of contract	General
Contract start date	01/04/2006
Contract end date	

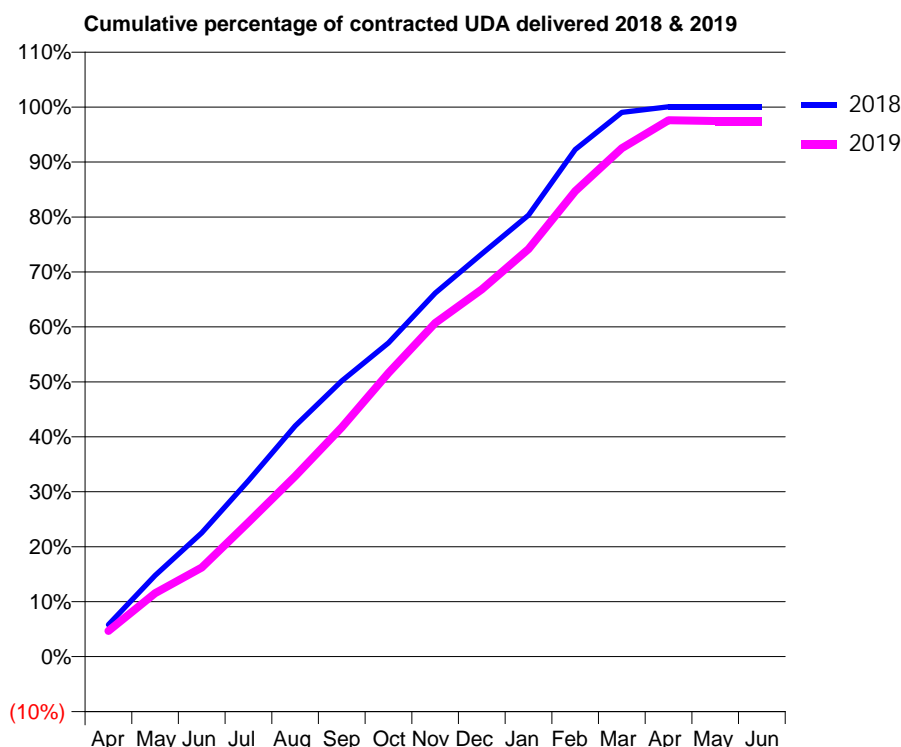
18/19 Contracted general activity (UDA)	15,203
Carry forward general activity (UDA)	-6
18/19 Contracted orthodontic activity (UOA)	0
Carry forward orthodontic activity (UOA)	0
Baseline contract value	£406,058.91

### ACCESS\*

Patients seen in 24 months	Total	Change since previous quarter
Quarter ending March 2018	4,854	
Quarter ending June 2018	4,974	↑
Quarter ending September 2018	5,191	↑
Quarter ending December 2018	5,452	↑
Quarter ending March 2019	5,704	↑
<b>Variance since March 2018</b>	<b>17.5%</b>	<b>↑</b>



### ACTIVITY



Adjusted Scheduled Activity (UDA)		
Month	2018	2019
April	884	781
May	2,249	1,933
June	3,425	2,705
July	4,868	4,082
August	6,379	5,488
September	7,628	6,969
October	8,680	8,622
November	10,059	10,139
December	11,142	11,162
January	12,212	12,387
February	14,030	14,148
March	15,053	15,451
April	15,211	16,300
May	15,209	16,278
June	15,209	16,278

### QUALITY

	Quantity	Base Number	Contract	AT	Region	England
% of FP17s for the same patient ID Re-attending within 3 months - Children	69	981	7.0%	12.0%	12.3%	11.8%
% of FP17s for the same patient ID Re-attending within 3 months - Adults	864	5,764	15.0%	15.3%	15.9%	15.7%
% of FP17s for the same patient ID Re-attending between 3 & 9 months - Children	314	981	32.0%	58.5%	60.2%	58.9%
% of FP17s for the same patient ID Re-attending between 3 & 9 months - Adults	1,709	5,764	29.6%	51.2%	53.0%	50.8%
% of FP17s for Band 1 Urgent Courses	981	6,975	14.1%	10.7%	9.1%	9.1%
% of FP17s Relating to Free Repair or Replacements	145	6,975	2.1%	0.9%	1.0%	0.8%
% of FP17s Relating to Continuations	125	6,975	1.8%	0.9%	1.0%	0.9%
% of Patients satisfied with the dentistry they have received	2	3	N/A	94.5%	93.2%	92.5%
% of Patients satisfied with the time they had to wait for an appointment	2	3	N/A	86.4%	88.1%	87.0%

\* This is based on patients treated on this contract for their most recent course of treatment.  
 Figures in *italics* indicate the base number of FP17s or Patient Questionnaire responses are less than 100. N/A is shown where the base number of responses is less than 10 during the period. % is calculated as Quantity/Base number\*100

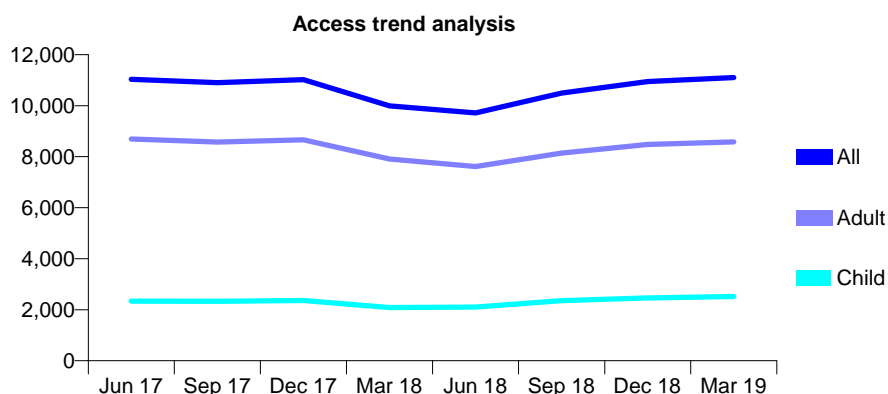
## Q47 - Vital Signs At a Glance Contract Report for 724491/0003 - Year end March 2019

Name or company name	Cavendish Dental Practice
Contract type name	GDS Contract
Purpose of contract	General
Contract start date	01/04/2006
Contract end date	

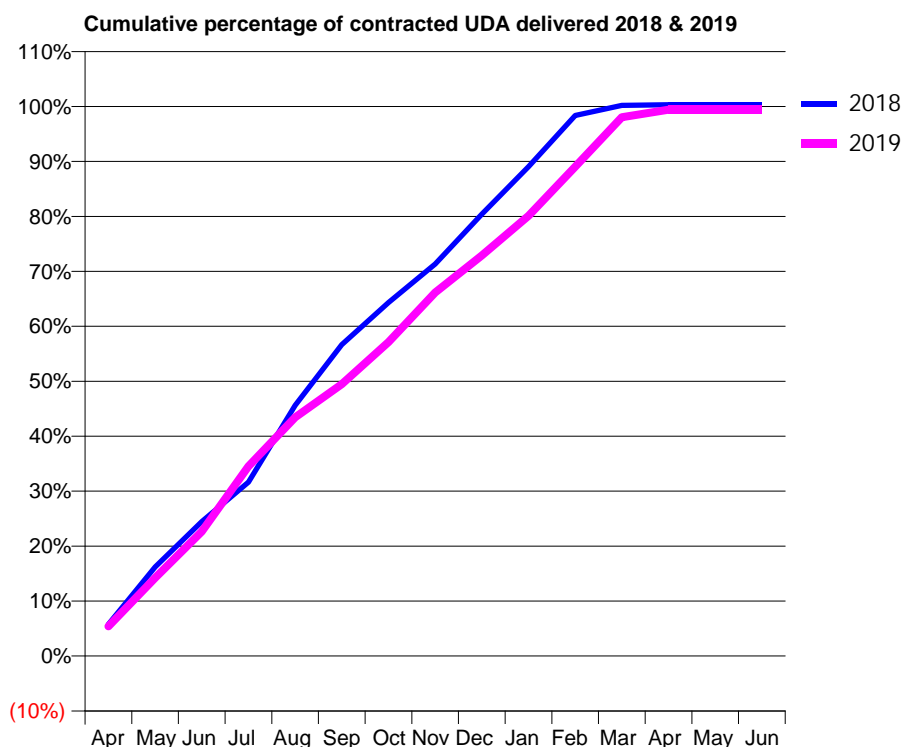
18/19 Contracted general activity (UDA)	33,996
Carry forward general activity (UDA)	-103
18/19 Contracted orthodontic activity (UOA)	0
Carry forward orthodontic activity (UOA)	0
Baseline contract value	£979,504.81

### ACCESS\*

Patients seen in 24 months	Total	Change since previous quarter
Quarter ending March 2018	9,996	
Quarter ending June 2018	9,720	↓
Quarter ending September 2018	10,499	↑
Quarter ending December 2018	10,944	↑
Quarter ending March 2019	11,101	→
<b>Variance since March 2018</b>	<b>11.1%</b>	<b>↑</b>



### ACTIVITY



Adjusted Scheduled Activity (UDA)		
Month	2018	2019
April	1,969	1,840
May	5,514	4,840
June	8,313	7,703
July	10,751	11,738
August	15,502	14,760
September	19,258	16,813
October	21,868	19,425
November	24,252	22,491
December	27,329	24,782
January	30,275	27,231
February	33,441	30,271
March	34,062	33,335
April	34,101	33,798
May	34,099	33,799
June	34,099	33,798

### QUALITY

	Quantity	Base Number	Contract	AT	Region	England
% of FP17s for the same patient ID Re-attending within 3 months - Children	182	4,248	4.3%	12.0%	12.3%	11.8%
% of FP17s for the same patient ID Re-attending within 3 months - Adults	874	11,893	7.3%	15.3%	15.9%	15.7%
% of FP17s for the same patient ID Re-attending between 3 & 9 months - Children	2,597	4,248	61.1%	58.5%	60.2%	58.9%
% of FP17s for the same patient ID Re-attending between 3 & 9 months - Adults	5,883	11,893	49.5%	51.2%	53.0%	50.8%
% of FP17s for Band 1 Urgent Courses	795	16,394	4.8%	10.7%	9.1%	9.1%
% of FP17s Relating to Free Repair or Replacements	83	16,394	0.5%	0.9%	1.0%	0.8%
% of FP17s Relating to Continuations	30	16,394	0.2%	0.9%	1.0%	0.9%
% of Patients satisfied with the dentistry they have received	9	9	N/A	94.5%	93.2%	92.5%
% of Patients satisfied with the time they had to wait for an appointment	8	9	N/A	86.4%	88.1%	87.0%

\* This is based on patients treated on this contract for their most recent course of treatment.

Figures in italics indicate the base number of FP17s or Patient Questionnaire responses are less than 100. N/A is shown where the base number of responses is less than 10 during the period. % is calculated as Quantity/Base number\*100



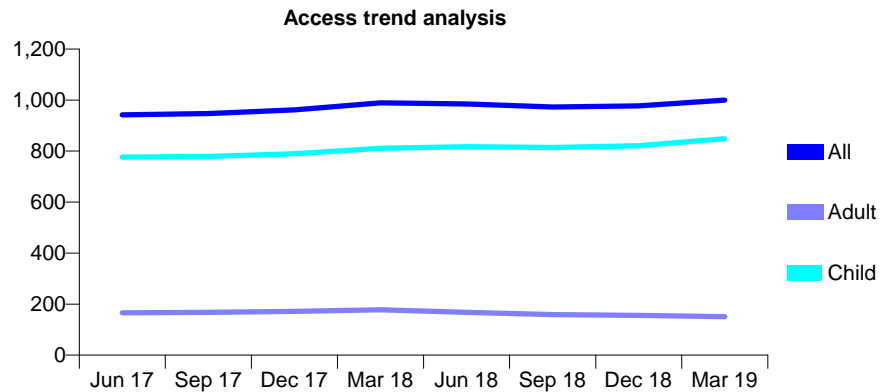
## Q47 - Vital Signs At a Glance Contract Report for 729272/0001 - Year end March 2019

Name or company name	Towngate Dental Surgery
Contract type name	GDS Contract
Purpose of contract	General
Contract start date	01/04/2006
Contract end date	

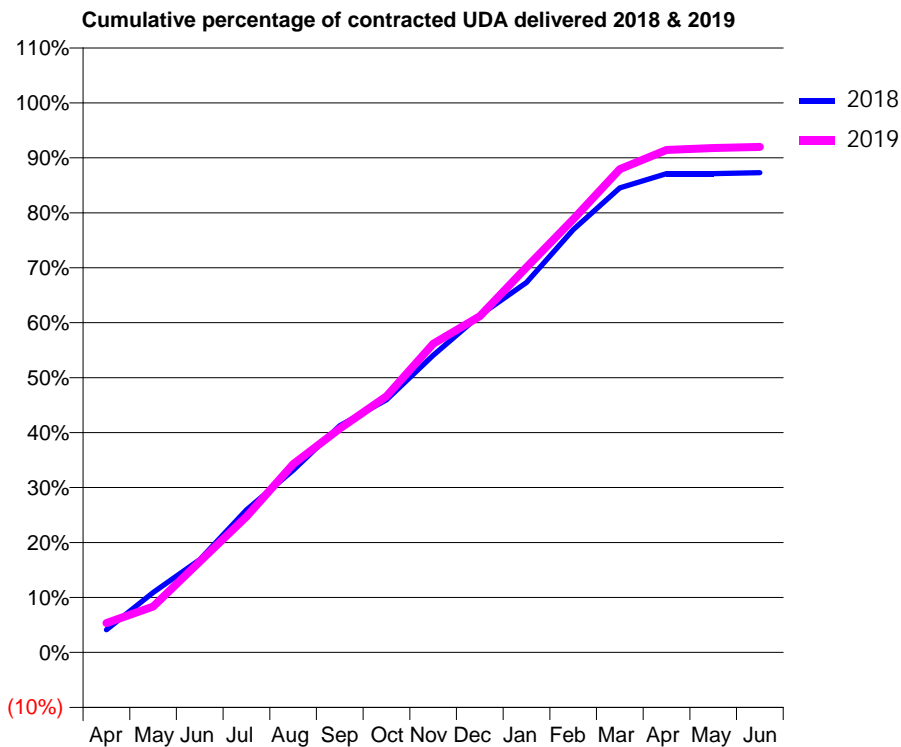
18/19 Contracted general activity (UDA)	2,485
Carry forward general activity (UDA)	0
18/19 Contracted orthodontic activity (UOA)	0
Carry forward orthodontic activity (UOA)	0
Baseline contract value	£57,384.66

### ACCESS\*

Patients seen in 24 months	Total	Change since previous quarter
Quarter ending March 2018	989	
Quarter ending June 2018	985	→
Quarter ending September 2018	973	↓
Quarter ending December 2018	977	→
Quarter ending March 2019	1,000	↑
<b>Variance since March 2018</b>	<b>1.1%</b>	<b>→</b>



### ACTIVITY



Adjusted Scheduled Activity (UDA)		
Month	2018	2019
April	103	133
May	271	207
June	420	411
July	644	614
August	824	851
September	1,025	1,012
October	1,142	1,158
November	1,344	1,396
December	1,524	1,520
January	1,673	1,742
February	1,911	1,958
March	2,100	2,185
April	2,165	2,272
May	2,165	2,281
June	2,170	2,286

### QUALITY

	Quantity	Base Number	Contract	AT	Region	England
% of FP17s for the same patient ID Re-attending within 3 months - Children	118	1,296	9.1%	12.0%	12.3%	11.8%
% of FP17s for the same patient ID Re-attending within 3 months - Adults	30	148	20.3%	15.3%	15.9%	15.7%
% of FP17s for the same patient ID Re-attending between 3 & 9 months - Children	814	1,296	62.8%	58.5%	60.2%	58.9%
% of FP17s for the same patient ID Re-attending between 3 & 9 months - Adults	95	148	64.2%	51.2%	53.0%	50.8%
% of FP17s for Band 1 Urgent Courses	59	1,464	4.0%	10.7%	9.1%	9.1%
% of FP17s Relating to Free Repair or Replacements	0	1,464	0.0%	0.9%	1.0%	0.8%
% of FP17s Relating to Continuations	0	1,464	0.0%	0.9%	1.0%	0.9%
% of Patients satisfied with the dentistry they have received	0	0	N/A	94.5%	93.2%	92.5%
% of Patients satisfied with the time they had to wait for an appointment	0	0	N/A	86.4%	88.1%	87.0%

\* This is based on patients treated on this contract for their most recent course of treatment.

Figures in italics indicate the base number of FP17s or Patient Questionnaire responses are less than 100. N/A is shown where the base number of responses is less than 10 during the period. % is calculated as Quantity/Base number\*100

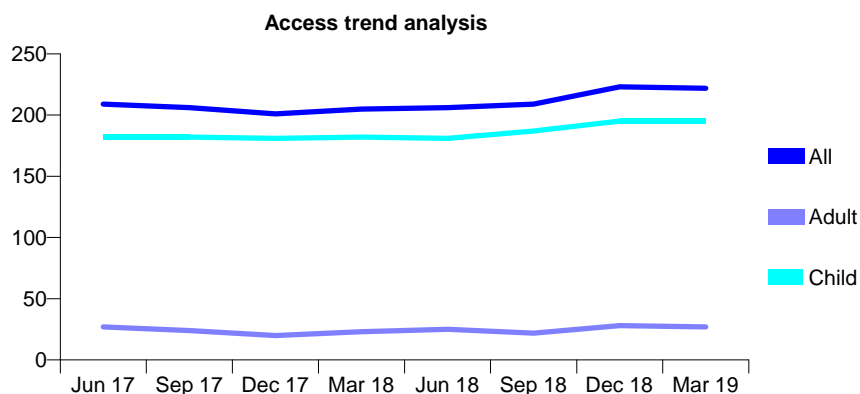
## Q47 - Vital Signs At a Glance Contract Report for 731501/0001 - Year end March 2019

Name or company name	MR MJ GLOVER
Contract type name	GDS Contract
Purpose of contract	General
Contract start date	01/04/2006
Contract end date	

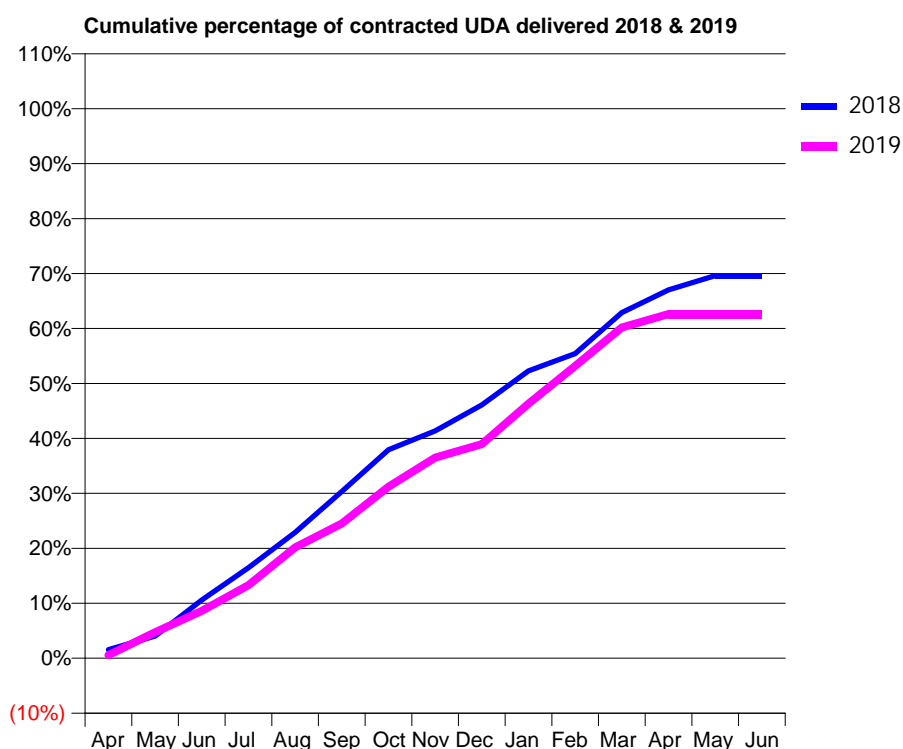
18/19 Contracted general activity (UDA)	700
Carry forward general activity (UDA)	0
18/19 Contracted orthodontic activity (UOA)	0
Carry forward orthodontic activity (UOA)	0
Baseline contract value	£14,837.98

### ACCESS\*

Patients seen in 24 months	Total	Change since previous quarter
Quarter ending March 2018	205	
Quarter ending June 2018	206	→
Quarter ending September 2018	209	→
Quarter ending December 2018	223	↑
Quarter ending March 2019	222	→
<b>Variance since March 2018</b>	<b>8.3%</b>	<b>↑</b>



### ACTIVITY



Adjusted Scheduled Activity (UDA)		
Month	2018	2019
April	11	4
May	28	33
June	74	60
July	115	93
August	160	141
September	212	171
October	266	218
November	290	256
December	323	273
January	366	324
February	388	372
March	440	421
April	469	438
May	487	438
June	487	438

### QUALITY

	Quantity	Base Number	Contract	AT	Region	England
% of FP17s for the same patient ID Re-attending within 3 months - Children	21	293	7.2%	12.0%	12.3%	11.8%
% of FP17s for the same patient ID Re-attending within 3 months - Adults	0	1	0.0%	15.3%	15.9%	15.7%
% of FP17s for the same patient ID Re-attending between 3 & 9 months - Children	167	293	57.0%	58.5%	60.2%	58.9%
% of FP17s for the same patient ID Re-attending between 3 & 9 months - Adults	0	1	0.0%	51.2%	53.0%	50.8%
% of FP17s for Band 1 Urgent Courses	7	280	2.5%	10.7%	9.1%	9.1%
% of FP17s Relating to Free Repair or Replacements	0	280	0.0%	0.9%	1.0%	0.8%
% of FP17s Relating to Continuations	0	280	0.0%	0.9%	1.0%	0.9%
% of Patients satisfied with the dentistry they have received	0	0	N/A	94.5%	93.2%	92.5%
% of Patients satisfied with the time they had to wait for an appointment	0	0	N/A	86.4%	88.1%	87.0%

\* This is based on patients treated on this contract for their most recent course of treatment. Figures in italics indicate the base number of FP17s or Patient Questionnaire responses are less than 100. N/A is shown where the base number of responses is less than 10 during the period. % is calculated as Quantity/Base number\*100

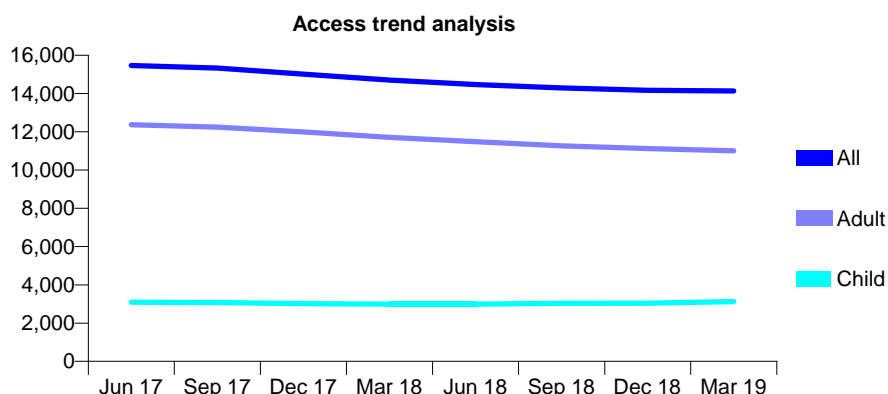
## Q47 - Vital Signs At a Glance Contract Report for 732141/0001 - Year end March 2019

Name or company name	Mr Martin Kenyon and Mr Peter Kenyon
Contract type name	GDS Contract
Purpose of contract	General
Contract start date	01/04/2006
Contract end date	

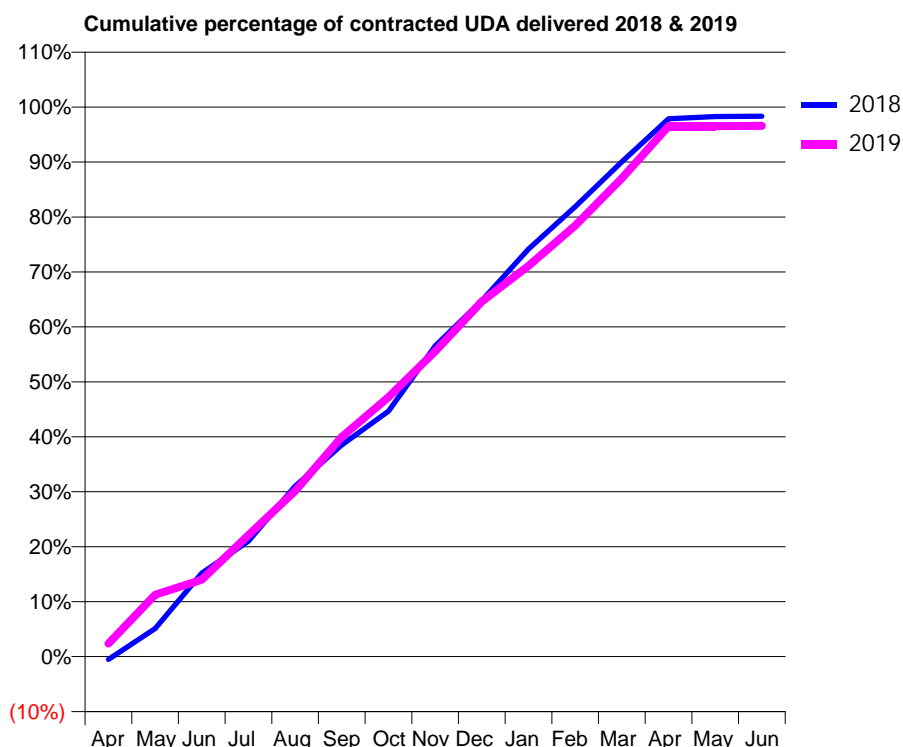
18/19 Contracted general activity (UDA)	46,693
Carry forward general activity (UDA)	777
18/19 Contracted orthodontic activity (UOA)	0
Carry forward orthodontic activity (UOA)	0
Baseline contract value	£1,735,390.83

### ACCESS\*

Patients seen in 24 months	Total	Change since previous quarter
Quarter ending March 2018	14,703	
Quarter ending June 2018	14,471	↓
Quarter ending September 2018	14,295	↓
Quarter ending December 2018	14,170	→
Quarter ending March 2019	14,134	→
<b>Variance since March 2018</b>	<b>(3.9%)</b>	<b>↓</b>



### ACTIVITY



Adjusted Scheduled Activity (UDA)		
Month	2018	2019
April	-241	1,108
May	2,353	5,255
June	6,994	6,533
July	9,669	10,327
August	14,259	14,078
September	17,714	18,669
October	20,530	22,041
November	25,989	25,945
December	29,783	30,165
January	34,094	33,191
February	37,634	36,631
March	41,376	40,635
April	44,984	45,068
May	45,178	45,071
June	45,191	45,098

### QUALITY

	Quantity	Base Number	Contract	AT	Region	England
% of FP17s for the same patient ID Re-attending within 3 months - Children	361	4,967	7.3%	12.0%	12.3%	11.8%
% of FP17s for the same patient ID Re-attending within 3 months - Adults	1,720	16,301	10.6%	15.3%	15.9%	15.7%
% of FP17s for the same patient ID Re-attending between 3 & 9 months - Children	3,161	4,967	63.6%	58.5%	60.2%	58.9%
% of FP17s for the same patient ID Re-attending between 3 & 9 months - Adults	9,805	16,301	60.1%	51.2%	53.0%	50.8%
% of FP17s for Band 1 Urgent Courses	714	21,390	3.3%	10.7%	9.1%	9.1%
% of FP17s Relating to Free Repair or Replacements	74	21,390	0.3%	0.9%	1.0%	0.8%
% of FP17s Relating to Continuations	390	21,390	1.8%	0.9%	1.0%	0.9%
% of Patients satisfied with the dentistry they have received	31	32	96.9%	94.5%	93.2%	92.5%
% of Patients satisfied with the time they had to wait for an appointment	30	32	93.8%	86.4%	88.1%	87.0%

\* This is based on patients treated on this contract for their most recent course of treatment.  
 Figures in *italics* indicate the base number of FP17s or Patient Questionnaire responses are less than 100. N/A is shown where the base number of responses is less than 10 during the period. % is calculated as Quantity/Base number\*100

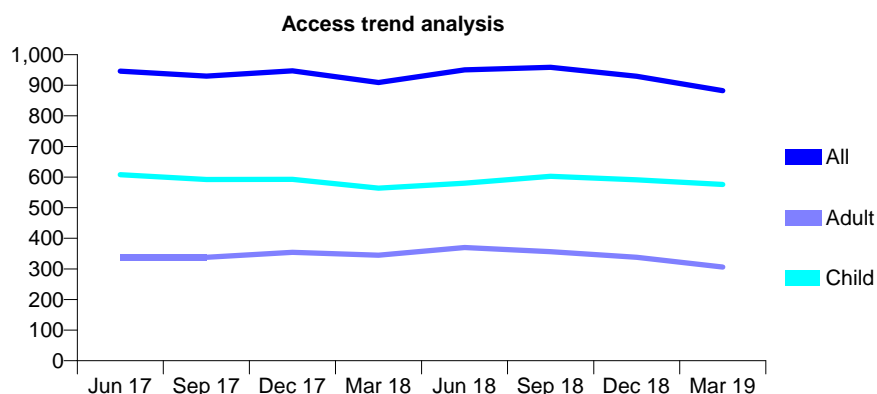
## Q47 - Vital Signs At a Glance Contract Report for 736554/0001 - Year end March 2019

Name or company name	Irfan Ahmed
Contract type name	GDS Contract
Purpose of contract	General
Contract start date	01/04/2006
Contract end date	

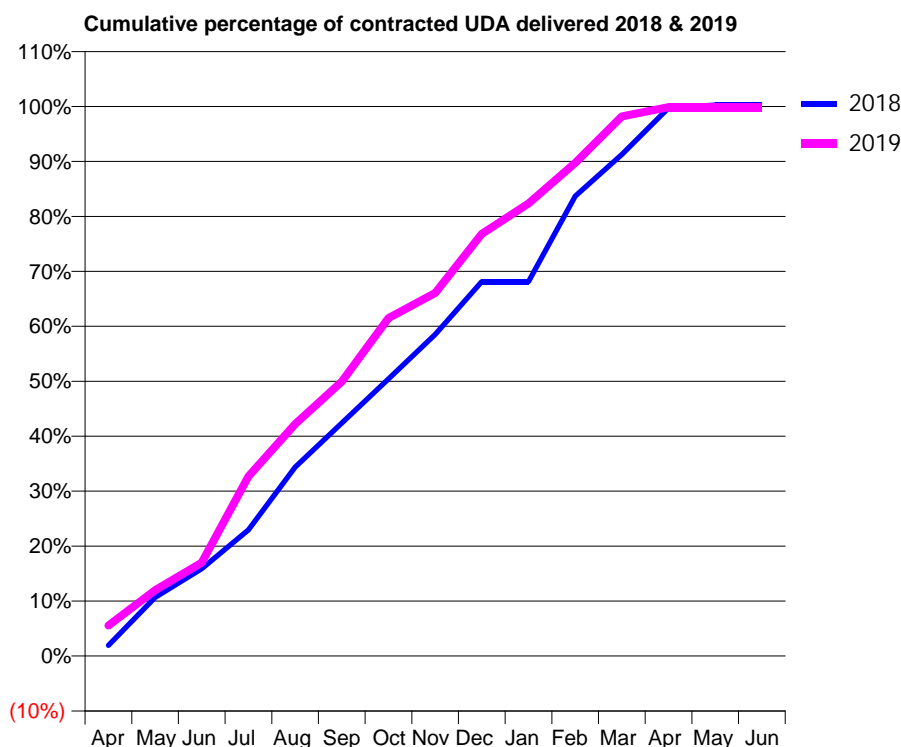
18/19 Contracted general activity (UDA)	3,000
Carry forward general activity (UDA)	-8
18/19 Contracted orthodontic activity (UOA)	0
Carry forward orthodontic activity (UOA)	0
Baseline contract value	£72,816.38

### ACCESS\*

Patients seen in 24 months	Total	Change since previous quarter
Quarter ending March 2018	909	
Quarter ending June 2018	950	↑
Quarter ending September 2018	959	→
Quarter ending December 2018	929	↓
Quarter ending March 2019	882	↓
<b>Variance since March 2018</b>	<b>(3.0%)</b>	<b>↓</b>



### ACTIVITY



Adjusted Scheduled Activity (UDA)		
Month	2018	2019
April	58	166
May	320	360
June	477	510
July	689	981
August	1,031	1,266
September	1,271	1,498
October	1,513	1,844
November	1,755	1,982
December	2,044	2,304
January	2,044	2,471
February	2,511	2,692
March	2,738	2,945
April	2,992	2,996
May	3,008	2,996
June	3,008	2,996

### QUALITY

	Quantity	Base Number	Contract	AT	Region	England
% of FP17s for the same patient ID Re-attending within 3 months - Children	129	1,148	11.2%	12.0%	12.3%	11.8%
% of FP17s for the same patient ID Re-attending within 3 months - Adults	51	311	16.4%	15.3%	15.9%	15.7%
% of FP17s for the same patient ID Re-attending between 3 & 9 months - Children	723	1,148	63.0%	58.5%	60.2%	58.9%
% of FP17s for the same patient ID Re-attending between 3 & 9 months - Adults	120	311	38.6%	51.2%	53.0%	50.8%
% of FP17s for Band 1 Urgent Courses	64	1,397	4.6%	10.7%	9.1%	9.1%
% of FP17s Relating to Free Repair or Replacements	1	1,397	0.1%	0.9%	1.0%	0.8%
% of FP17s Relating to Continuations	5	1,397	0.4%	0.9%	1.0%	0.9%
% of Patients satisfied with the dentistry they have received	0	0	N/A	94.5%	93.2%	92.5%
% of Patients satisfied with the time they had to wait for an appointment	0	0	N/A	86.4%	88.1%	87.0%

\* This is based on patients treated on this contract for their most recent course of treatment.

Figures in italics indicate the base number of FP17s or Patient Questionnaire responses are less than 100. N/A is shown where the base number of responses is less than 10 during the period. % is calculated as Quantity/Base number\*100

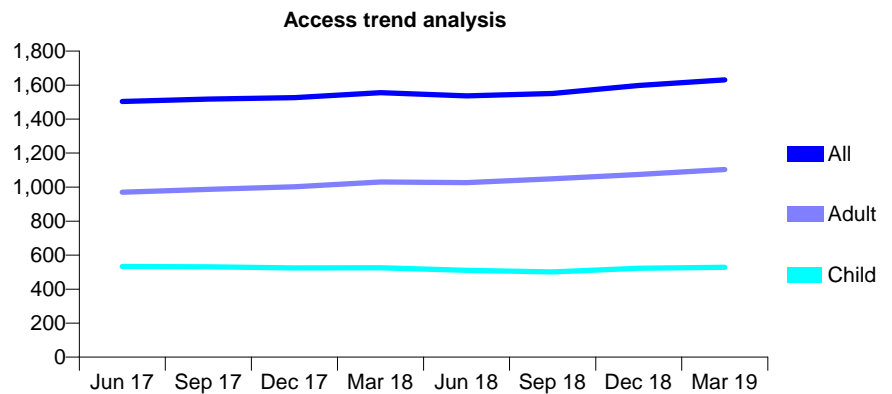
## Q47 - Vital Signs At a Glance Contract Report for 739693/0001 - Year end March 2019

Name or company name	MR JC LORD
Contract type name	GDS Contract
Purpose of contract	General
Contract start date	01/04/2006
Contract end date	

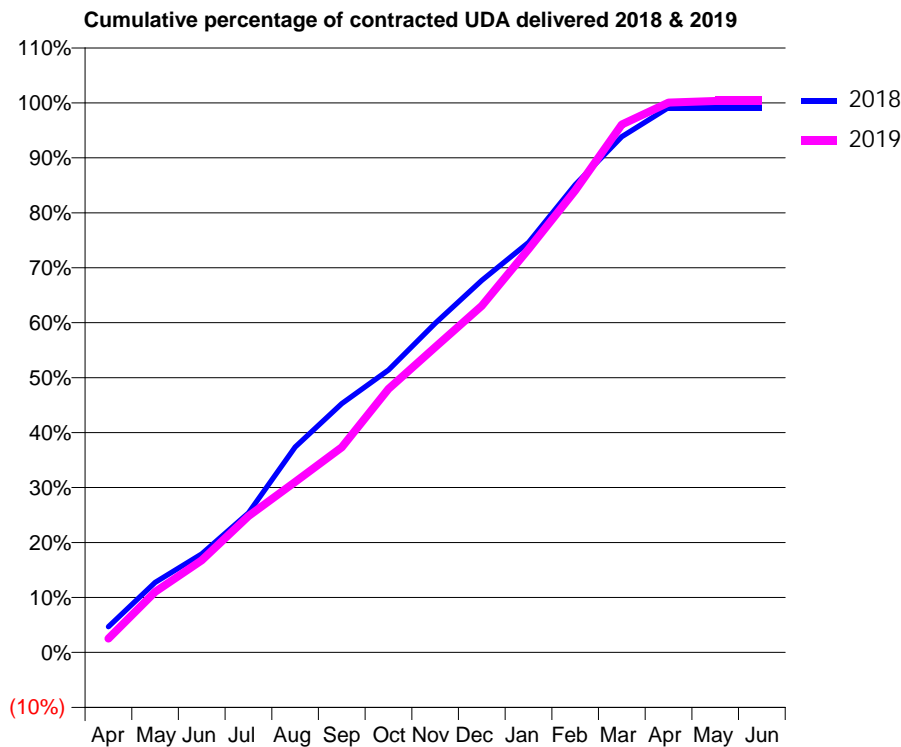
18/19 Contracted general activity (UDA)	1,760
Carry forward general activity (UDA)	15
18/19 Contracted orthodontic activity (UOA)	0
Carry forward orthodontic activity (UOA)	0
Baseline contract value	£42,881.76

### ACCESS\*

Patients seen in 24 months	Total	Change since previous quarter
Quarter ending March 2018	1,556	
Quarter ending June 2018	1,536	↓
Quarter ending September 2018	1,550	→
Quarter ending December 2018	1,597	↑
Quarter ending March 2019	1,631	↑
<b>Variance since March 2018</b>	<b>4.8%</b>	<b>↑</b>



### ACTIVITY



Adjusted Scheduled Activity (UDA)		
Month	2018	2019
April	82	45
May	225	194
June	316	295
July	447	436
August	658	546
September	797	657
October	904	844
November	1,054	978
December	1,191	1,110
January	1,313	1,291
February	1,498	1,480
March	1,652	1,691
April	1,745	1,761
May	1,745	1,766
June	1,745	1,766

### QUALITY

	Quantity	Base Number	Contract	AT	Region	England
% of FP17s for the same patient ID Re-attending within 3 months - Children	39	682	5.7%	12.0%	12.3%	11.8%
% of FP17s for the same patient ID Re-attending within 3 months - Adults	148	1,363	10.9%	15.3%	15.9%	15.7%
% of FP17s for the same patient ID Re-attending between 3 & 9 months - Children	262	682	38.4%	58.5%	60.2%	58.9%
% of FP17s for the same patient ID Re-attending between 3 & 9 months - Adults	621	1,363	45.6%	51.2%	53.0%	50.8%
% of FP17s for Band 1 Urgent Courses	50	1,025	4.9%	10.7%	9.1%	9.1%
% of FP17s Relating to Free Repair or Replacements	1	1,025	0.1%	0.9%	1.0%	0.8%
% of FP17s Relating to Continuations	11	1,025	1.1%	0.9%	1.0%	0.9%
% of Patients satisfied with the dentistry they have received	2	2	N/A	94.5%	93.2%	92.5%
% of Patients satisfied with the time they had to wait for an appointment	2	2	N/A	86.4%	88.1%	87.0%

\* This is based on patients treated on this contract for their most recent course of treatment.

Figures in italics indicate the base number of FP17s or Patient Questionnaire responses are less than 100. N/A is shown where the base number of responses is less than 10 during the period. % is calculated as Quantity/Base number\*100

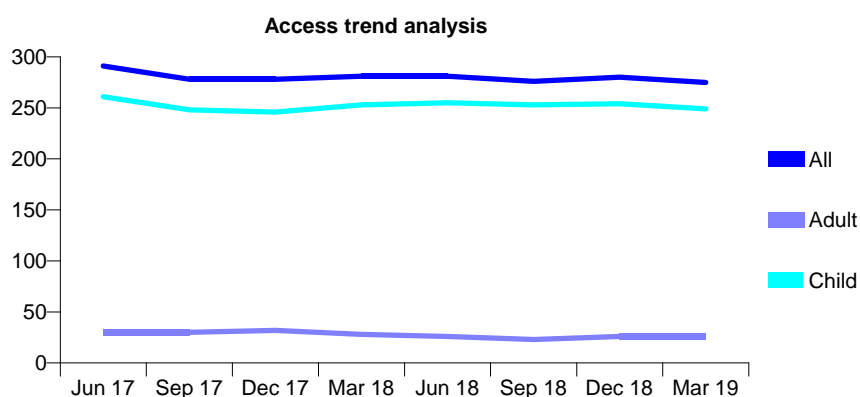
## Q47 - Vital Signs At a Glance Contract Report for 740756/0002 - Year end March 2019

Name or company name	MR MP COYLE
Contract type name	GDS Contract
Purpose of contract	General
Contract start date	01/04/2012
Contract end date	

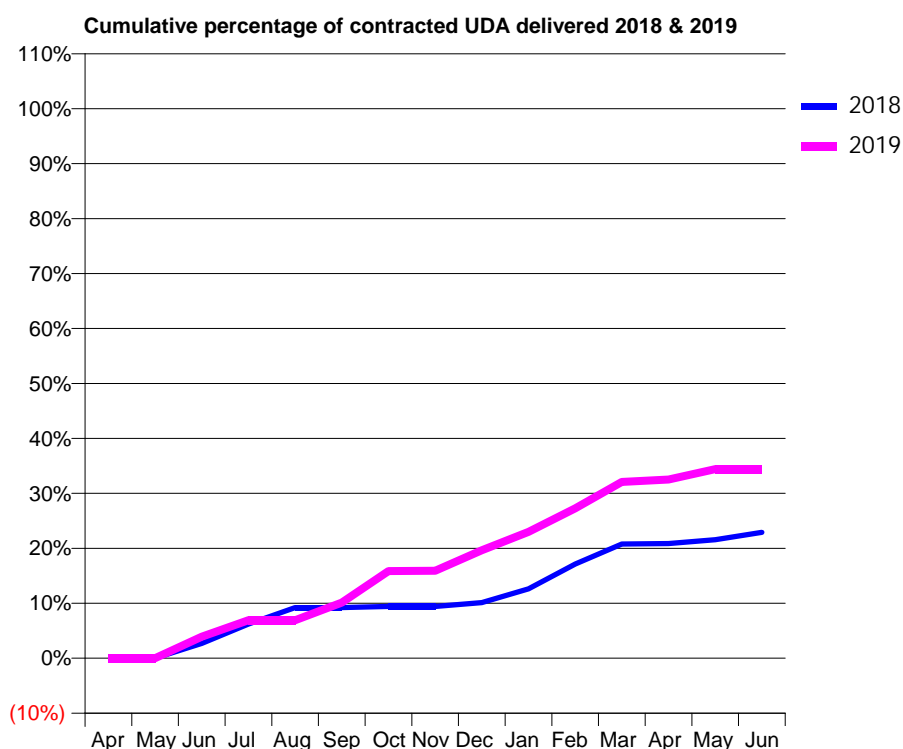
18/19 Contracted general activity (UDA)	1,400
Carry forward general activity (UDA)	0
18/19 Contracted orthodontic activity (UOA)	0
Carry forward orthodontic activity (UOA)	0
Baseline contract value	£32,625.40

### ACCESS\*

Patients seen in 24 months	Total	Change since previous quarter
Quarter ending March 2018	281	
Quarter ending June 2018	281	→
Quarter ending September 2018	276	↓
Quarter ending December 2018	280	→
Quarter ending March 2019	275	↓
<b>Variance since March 2018</b>	<b>(2.1%)</b>	<b>↓</b>



### ACTIVITY



Adjusted Scheduled Activity (UDA)		
Month	2018	2019
April	0	0
May	0	0
June	38	55
July	87	97
August	129	97
September	129	142
October	132	222
November	132	223
December	142	275
January	177	322
February	240	382
March	291	449
April	292	455
May	302	482
June	321	482

### QUALITY

	Quantity	Base Number	Contract	AT	Region	England
% of FP17s for the same patient ID Re-attending within 3 months - Children	17	355	4.8%	12.0%	12.3%	11.8%
% of FP17s for the same patient ID Re-attending within 3 months - Adults	0	1	0.0%	15.3%	15.9%	15.7%
% of FP17s for the same patient ID Re-attending between 3 & 9 months - Children	191	355	53.8%	58.5%	60.2%	58.9%
% of FP17s for the same patient ID Re-attending between 3 & 9 months - Adults	1	1	100.0%	51.2%	53.0%	50.8%
% of FP17s for Band 1 Urgent Courses	0	335	0.0%	10.7%	9.1%	9.1%
% of FP17s Relating to Free Repair or Replacements	0	335	0.0%	0.9%	1.0%	0.8%
% of FP17s Relating to Continuations	0	335	0.0%	0.9%	1.0%	0.9%
% of Patients satisfied with the dentistry they have received	0	0	N/A	94.5%	93.2%	92.5%
% of Patients satisfied with the time they had to wait for an appointment	0	0	N/A	86.4%	88.1%	87.0%

\* This is based on patients treated on this contract for their most recent course of treatment. Figures in italics indicate the base number of FP17s or Patient Questionnaire responses are less than 100. N/A is shown where the base number of responses is less than 10 during the period. % is calculated as Quantity/Base number\*100

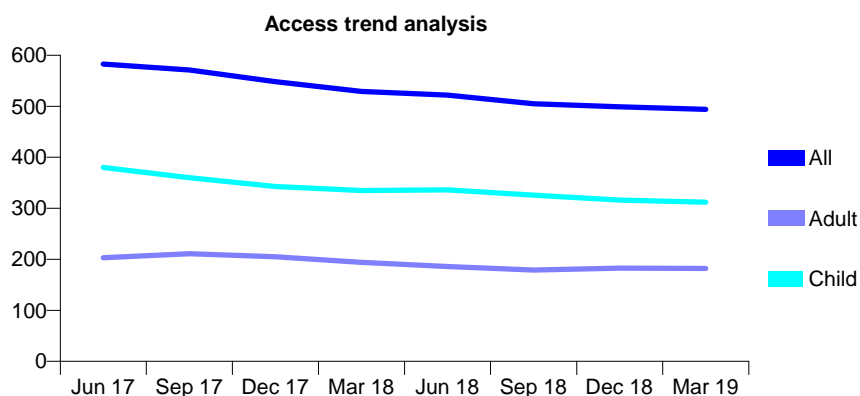
## Q47 - Vital Signs At a Glance Contract Report for 741493/0001 - Year end March 2019

Name or company name	MISS IE GOTT
Contract type name	GDS Contract
Purpose of contract	General
Contract start date	01/04/2006
Contract end date	

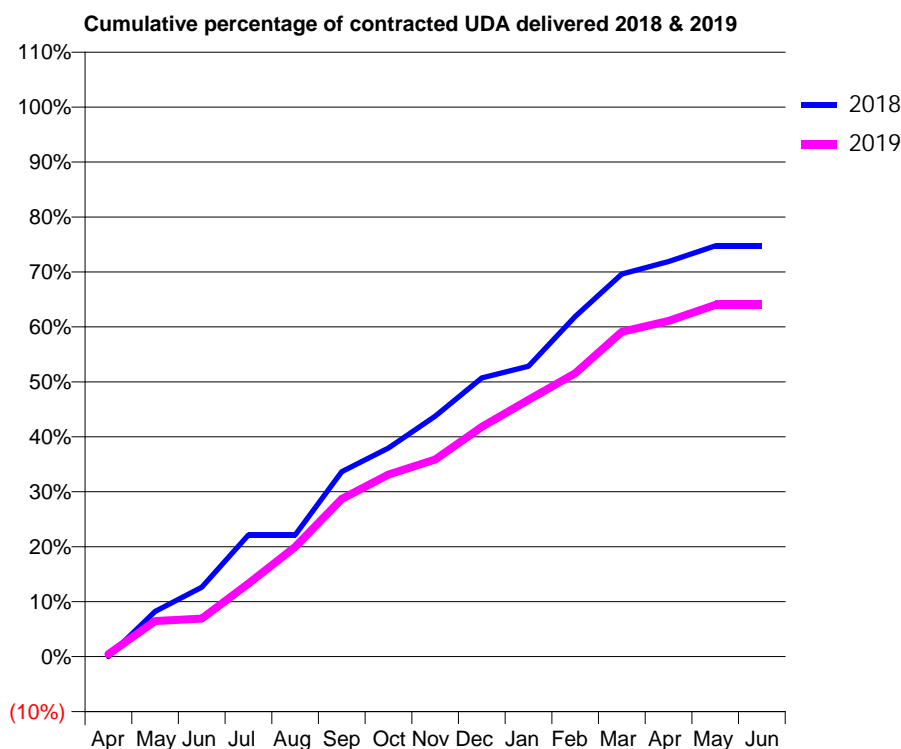
18/19 Contracted general activity (UDA)	1,370
Carry forward general activity (UDA)	0
18/19 Contracted orthodontic activity (UOA)	0
Carry forward orthodontic activity (UOA)	0
Baseline contract value	£29,572.34

### ACCESS\*

Patients seen in 24 months	Total	Change since previous quarter
Quarter ending March 2018	529	
Quarter ending June 2018	522	↓
Quarter ending September 2018	505	↓
Quarter ending December 2018	499	↓
Quarter ending March 2019	494	↓
<b>Variance since March 2018</b>	<b>(6.6%)</b>	<b>↓</b>



### ACTIVITY



Adjusted Scheduled Activity (UDA)		
Month	2018	2019
April	0	6
May	113	89
June	173	95
July	303	182
August	303	273
September	461	393
October	520	454
November	600	492
December	695	573
January	724	640
February	848	706
March	954	810
April	985	837
May	1,024	877
June	1,024	877

### QUALITY

	Quantity	Base Number	Contract	AT	Region	England
% of FP17s for the same patient ID Re-attending within 3 months - Children	27	404	6.7%	12.0%	12.3%	11.8%
% of FP17s for the same patient ID Re-attending within 3 months - Adults	19	150	12.7%	15.3%	15.9%	15.7%
% of FP17s for the same patient ID Re-attending between 3 & 9 months - Children	189	404	46.8%	58.5%	60.2%	58.9%
% of FP17s for the same patient ID Re-attending between 3 & 9 months - Adults	62	150	41.3%	51.2%	53.0%	50.8%
% of FP17s for Band 1 Urgent Courses	32	561	5.7%	10.7%	9.1%	9.1%
% of FP17s Relating to Free Repair or Replacements	0	561	0.0%	0.9%	1.0%	0.8%
% of FP17s Relating to Continuations	0	561	0.0%	0.9%	1.0%	0.9%
% of Patients satisfied with the dentistry they have received	0	0	N/A	94.5%	93.2%	92.5%
% of Patients satisfied with the time they had to wait for an appointment	0	0	N/A	86.4%	88.1%	87.0%

\* This is based on patients treated on this contract for their most recent course of treatment.

Figures in italics indicate the base number of FP17s or Patient Questionnaire responses are less than 100. N/A is shown where the base number of responses is less than 10 during the period. % is calculated as Quantity/Base number\*100



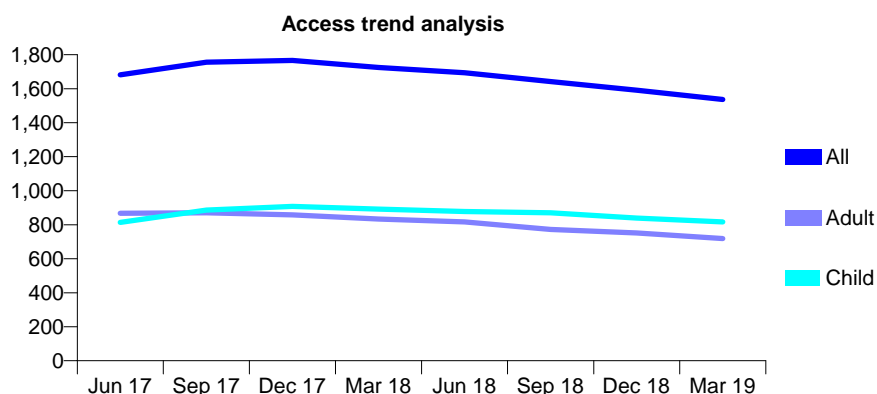
## Q47 - Vital Signs At a Glance Contract Report for 743313/0002 - Year end March 2019

Name or company name	Mr David Melia and Mr Christopher Reid
Contract type name	GDS Contract
Purpose of contract	General
Contract start date	15/06/2013
Contract end date	

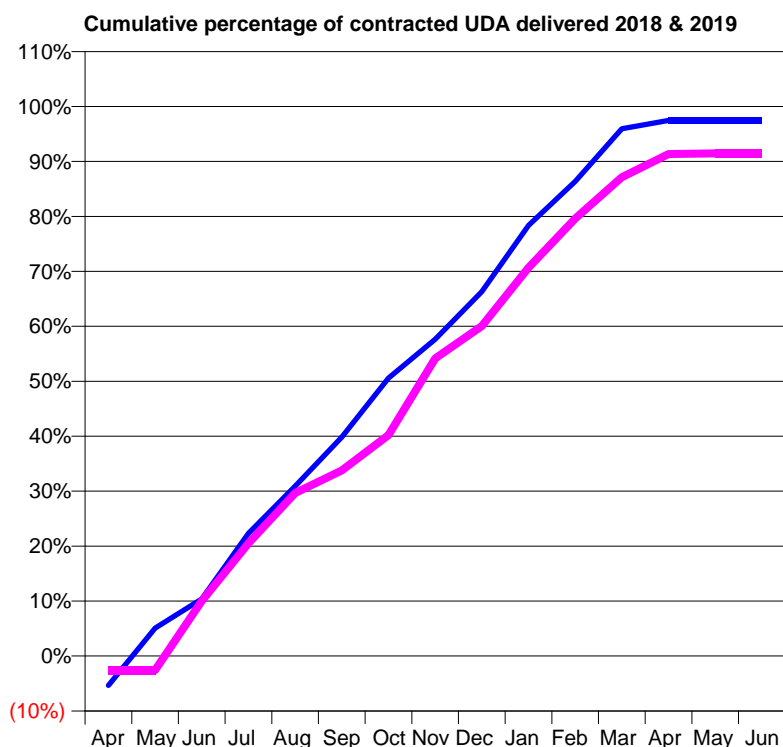
18/19 Contracted general activity (UDA)	3,246
Carry forward general activity (UDA)	83
18/19 Contracted orthodontic activity (UOA)	0
Carry forward orthodontic activity (UOA)	0
Baseline contract value	£76,452.69

### ACCESS\*

Patients seen in 24 months	Total	Change since previous quarter
Quarter ending March 2018	1,724	
Quarter ending June 2018	1,694	↓
Quarter ending September 2018	1,642	↓
Quarter ending December 2018	1,591	↓
Quarter ending March 2019	1,536	↓
<b>Variance since March 2018</b>	<b>(10.9%)</b>	<b>↓</b>



### ACTIVITY



Adjusted Scheduled Activity (UDA)		
Month	2018	2019
April	-175	-83
May	165	-83
June	337	325
July	725	666
August	1,003	963
September	1,293	1,096
October	1,642	1,305
November	1,871	1,757
December	2,152	1,949
January	2,543	2,294
February	2,803	2,584
March	3,114	2,828
April	3,163	2,965
May	3,163	2,969
June	3,163	2,969

### QUALITY

	Quantity	Base Number	Contract	AT	Region	England
% of FP17s for the same patient ID Re-attending within 3 months - Children	72	1,100	6.5%	12.0%	12.3%	11.8%
% of FP17s for the same patient ID Re-attending within 3 months - Adults	96	815	11.8%	15.3%	15.9%	15.7%
% of FP17s for the same patient ID Re-attending between 3 & 9 months - Children	571	1,100	51.9%	58.5%	60.2%	58.9%
% of FP17s for the same patient ID Re-attending between 3 & 9 months - Adults	363	815	44.5%	51.2%	53.0%	50.8%
% of FP17s for Band 1 Urgent Courses	128	1,966	6.5%	10.7%	9.1%	9.1%
% of FP17s Relating to Free Repair or Replacements	2	1,966	0.1%	0.9%	1.0%	0.8%
% of FP17s Relating to Continuations	7	1,966	0.4%	0.9%	1.0%	0.9%
% of Patients satisfied with the dentistry they have received	0	0	N/A	94.5%	93.2%	92.5%
% of Patients satisfied with the time they had to wait for an appointment	0	0	N/A	86.4%	88.1%	87.0%

\* This is based on patients treated on this contract for their most recent course of treatment.

Figures in italics indicate the base number of FP17s or Patient Questionnaire responses are less than 100. N/A is shown where the base number of responses is less than 10 during the period. % is calculated as Quantity/Base number\*100

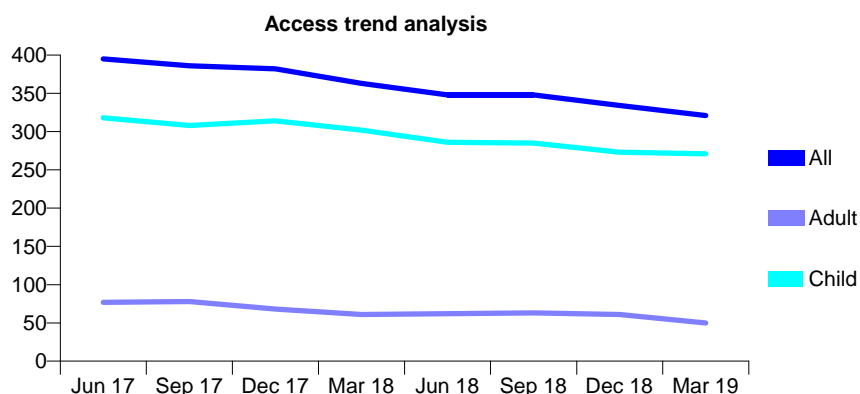
## Q47 - Vital Signs At a Glance Contract Report for 745219/0001 - Year end March 2019

Name or company name	MR BA MCLOUGHLIN
Contract type name	GDS Contract
Purpose of contract	General
Contract start date	01/04/2006
Contract end date	

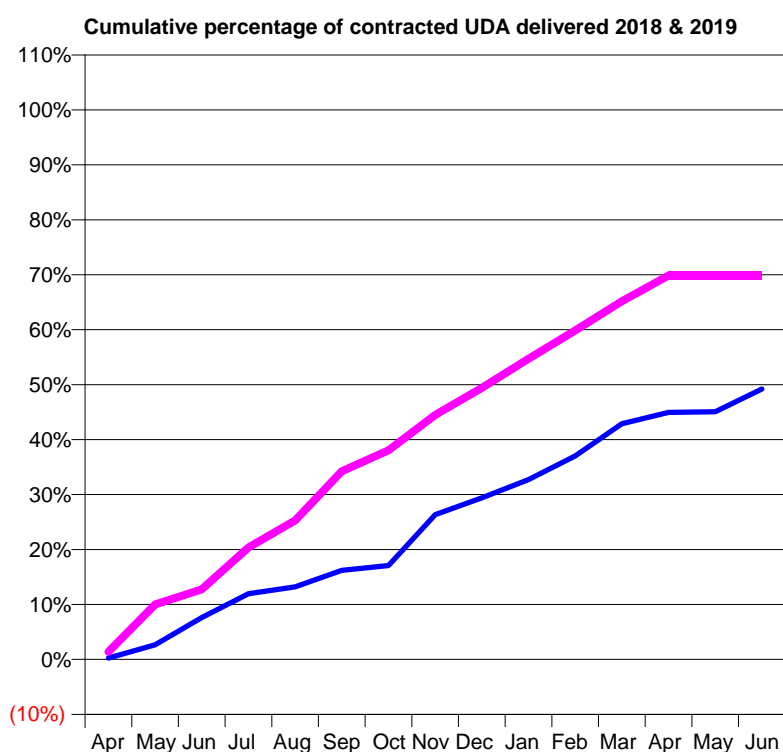
18/19 Contracted general activity (UDA)	1,000
Carry forward general activity (UDA)	0
18/19 Contracted orthodontic activity (UOA)	0
Carry forward orthodontic activity (UOA)	0
Baseline contract value	£24,309.90

### ACCESS\*

Patients seen in 24 months	Total	Change since previous quarter
Quarter ending March 2018	363	
Quarter ending June 2018	348	↓
Quarter ending September 2018	348	→
Quarter ending December 2018	334	↓
Quarter ending March 2019	321	↓
<b>Variance since March 2018</b>	<b>(11.6%)</b>	<b>↓</b>



### ACTIVITY



Adjusted Scheduled Activity (UDA)		
Month	2018	2019
April	4	14
May	40	100
June	114	128
July	179	204
August	198	253
September	243	342
October	257	381
November	395	445
December	441	494
January	491	547
February	555	599
March	643	652
April	674	699
May	676	699
June	738	699

### QUALITY

	Quantity	Base Number	Contract	AT	Region	England
% of FP17s for the same patient ID Re-attending within 3 months - Children	62	531	11.7%	12.0%	12.3%	11.8%
% of FP17s for the same patient ID Re-attending within 3 months - Adults	0	0	N/A	15.3%	15.9%	15.7%
% of FP17s for the same patient ID Re-attending between 3 & 9 months - Children	386	531	72.7%	58.5%	60.2%	58.9%
% of FP17s for the same patient ID Re-attending between 3 & 9 months - Adults	0	0	N/A	51.2%	53.0%	50.8%
% of FP17s for Band 1 Urgent Courses	14	555	2.5%	10.7%	9.1%	9.1%
% of FP17s Relating to Free Repair or Replacements	0	555	0.0%	0.9%	1.0%	0.8%
% of FP17s Relating to Continuations	0	555	0.0%	0.9%	1.0%	0.9%
% of Patients satisfied with the dentistry they have received	0	0	N/A	94.5%	93.2%	92.5%
% of Patients satisfied with the time they had to wait for an appointment	0	0	N/A	86.4%	88.1%	87.0%

\* This is based on patients treated on this contract for their most recent course of treatment. Figures in italics indicate the base number of FP17s or Patient Questionnaire responses are less than 100. N/A is shown where the base number of responses is less than 10 during the period. % is calculated as Quantity/Base number\*100

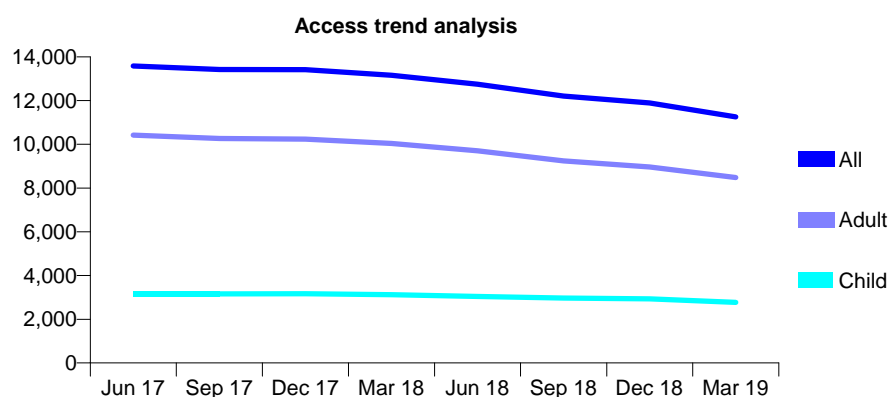
## Q47 - Vital Signs At a Glance Contract Report for 746088/0001 - Year end March 2019

Name or company name	MISS JM FORDE
Contract type name	GDS Contract
Purpose of contract	General
Contract start date	01/04/2006
Contract end date	

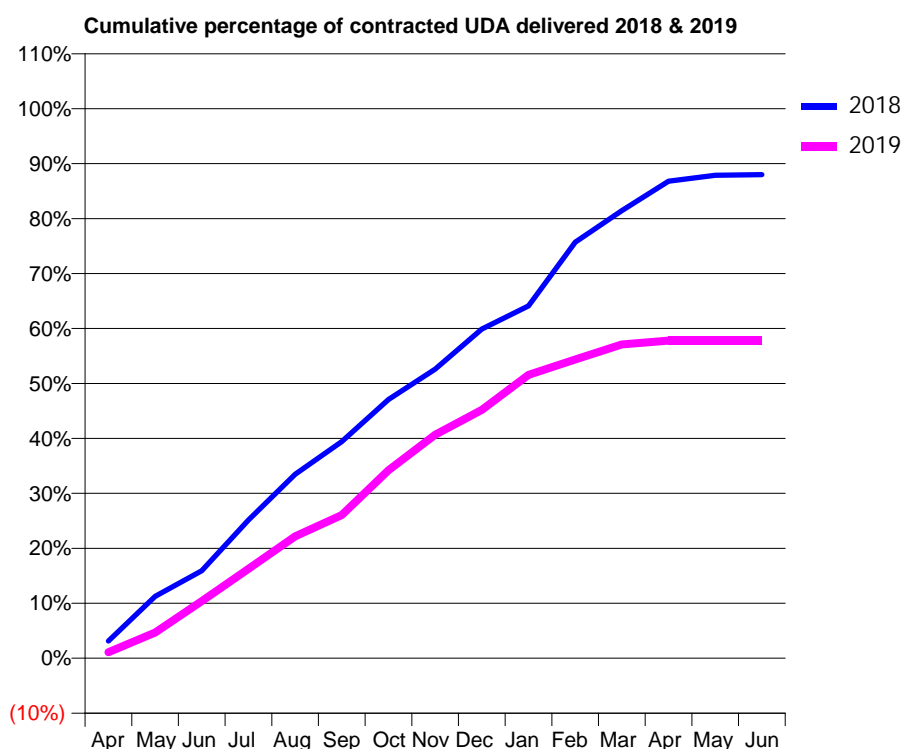
18/19 Contracted general activity (UDA)	37,842
Carry forward general activity (UDA)	0
18/19 Contracted orthodontic activity (UOA)	0
Carry forward orthodontic activity (UOA)	0
Baseline contract value	£941,938.85

### ACCESS\*

Patients seen in 24 months	Total	Change since previous quarter
Quarter ending March 2018	13,163	
Quarter ending June 2018	12,745	↓
Quarter ending September 2018	12,212	↓
Quarter ending December 2018	11,895	↓
Quarter ending March 2019	11,252	↓
<b>Variance since March 2018</b>	<b>(14.5%)</b>	<b>↓</b>



### ACTIVITY



Adjusted Scheduled Activity (UDA)		
Month	2018	2019
April	1,193	420
May	4,263	1,771
June	6,016	3,934
July	9,519	6,154
August	12,667	8,386
September	14,915	9,854
October	17,819	12,947
November	19,902	15,394
December	22,668	17,105
January	24,256	19,512
February	28,644	20,574
March	30,818	21,605
April	32,842	21,867
May	33,261	21,867
June	33,297	21,867

### QUALITY

	Quantity	Base Number	Contract	AT	Region	England
% of FP17s for the same patient ID Re-attending within 3 months - Children	143	3,098	4.6%	12.0%	12.3%	11.8%
% of FP17s for the same patient ID Re-attending within 3 months - Adults	1,263	9,976	12.7%	15.3%	15.9%	15.7%
% of FP17s for the same patient ID Re-attending between 3 & 9 months - Children	1,835	3,098	59.2%	58.5%	60.2%	58.9%
% of FP17s for the same patient ID Re-attending between 3 & 9 months - Adults	5,827	9,976	58.4%	51.2%	53.0%	50.8%
% of FP17s for Band 1 Urgent Courses	467	12,159	3.8%	10.7%	9.1%	9.1%
% of FP17s Relating to Free Repair or Replacements	351	12,159	2.9%	0.9%	1.0%	0.8%
% of FP17s Relating to Continuations	288	12,159	2.4%	0.9%	1.0%	0.9%
% of Patients satisfied with the dentistry they have received	3	3	N/A	94.5%	93.2%	92.5%
% of Patients satisfied with the time they had to wait for an appointment	3	3	N/A	86.4%	88.1%	87.0%

\* This is based on patients treated on this contract for their most recent course of treatment.

Figures in italics indicate the base number of FP17s or Patient Questionnaire responses are less than 100. N/A is shown where the base number of responses is less than 10 during the period. % is calculated as Quantity/Base number\*100

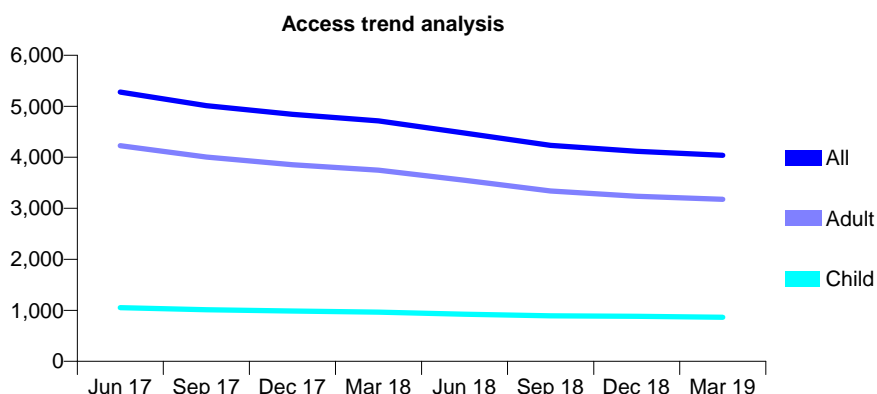
## Q47 - Vital Signs At a Glance Contract Report for 746088/0002 - Year end March 2019

Name or company name	MISS JM FORDE
Contract type name	GDS Contract
Purpose of contract	General
Contract start date	01/12/2006
Contract end date	

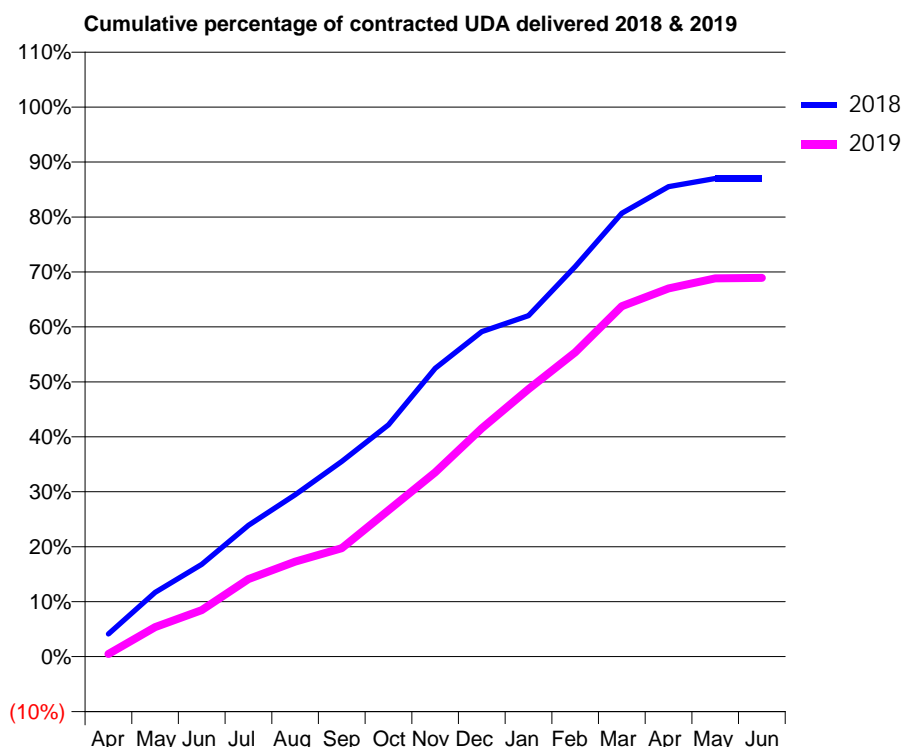
18/19 Contracted general activity (UDA)	14,000
Carry forward general activity (UDA)	0
18/19 Contracted orthodontic activity (UOA)	0
Carry forward orthodontic activity (UOA)	0
Baseline contract value	£340,418.92

### ACCESS\*

Patients seen in 24 months	Total	Change since previous quarter
Quarter ending March 2018	4,714	
Quarter ending June 2018	4,474	↓
Quarter ending September 2018	4,235	↓
Quarter ending December 2018	4,117	↓
Quarter ending March 2019	4,041	↓
<b>Variance since March 2018</b>	<b>(14.3%)</b>	<b>↓</b>



### ACTIVITY



Adjusted Scheduled Activity (UDA)		
Month	2018	2019
April	577	67
May	1,641	752
June	2,348	1,185
July	3,344	1,976
August	4,128	2,421
September	4,970	2,765
October	5,906	3,729
November	7,345	4,694
December	8,277	5,815
January	8,686	6,812
February	9,938	7,751
March	11,294	8,927
April	11,972	9,380
May	12,181	9,636
June	12,181	9,647

### QUALITY

	Quantity	Base Number	Contract	AT	Region	England
% of FP17s for the same patient ID Re-attending within 3 months - Children	76	1,103	6.9%	12.0%	12.3%	11.8%
% of FP17s for the same patient ID Re-attending within 3 months - Adults	616	4,115	15.0%	15.3%	15.9%	15.7%
% of FP17s for the same patient ID Re-attending between 3 & 9 months - Children	614	1,103	55.7%	58.5%	60.2%	58.9%
% of FP17s for the same patient ID Re-attending between 3 & 9 months - Adults	2,016	4,115	49.0%	51.2%	53.0%	50.8%
% of FP17s for Band 1 Urgent Courses	484	5,058	9.6%	10.7%	9.1%	9.1%
% of FP17s Relating to Free Repair or Replacements	101	5,058	2.0%	0.9%	1.0%	0.8%
% of FP17s Relating to Continuations	130	5,058	2.6%	0.9%	1.0%	0.9%
% of Patients satisfied with the dentistry they have received	3	3	N/A	94.5%	93.2%	92.5%
% of Patients satisfied with the time they had to wait for an appointment	2	3	N/A	86.4%	88.1%	87.0%

\* This is based on patients treated on this contract for their most recent course of treatment.  
 Figures in *italics* indicate the base number of FP17s or Patient Questionnaire responses are less than 100. N/A is shown where the base number of responses is less than 10 during the period. % is calculated as Quantity/Base number\*100

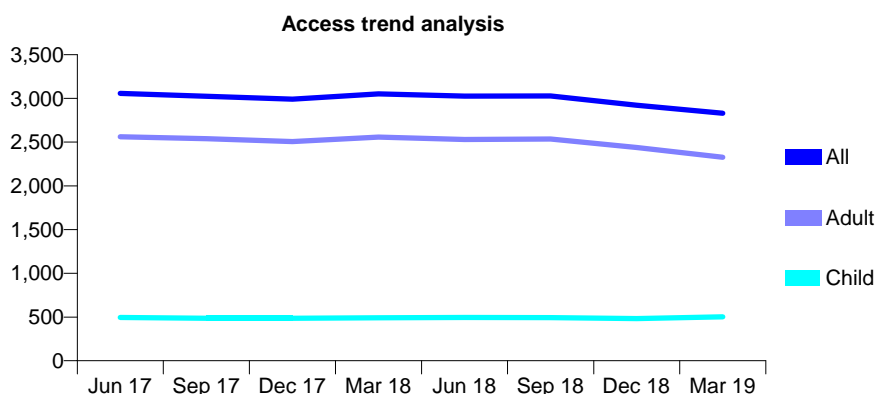
## Q47 - Vital Signs At a Glance Contract Report for 746088/0003 - Year end March 2019

Name or company name	MISS JM FORDE
Contract type name	GDS Contract
Purpose of contract	General
Contract start date	01/04/2008
Contract end date	

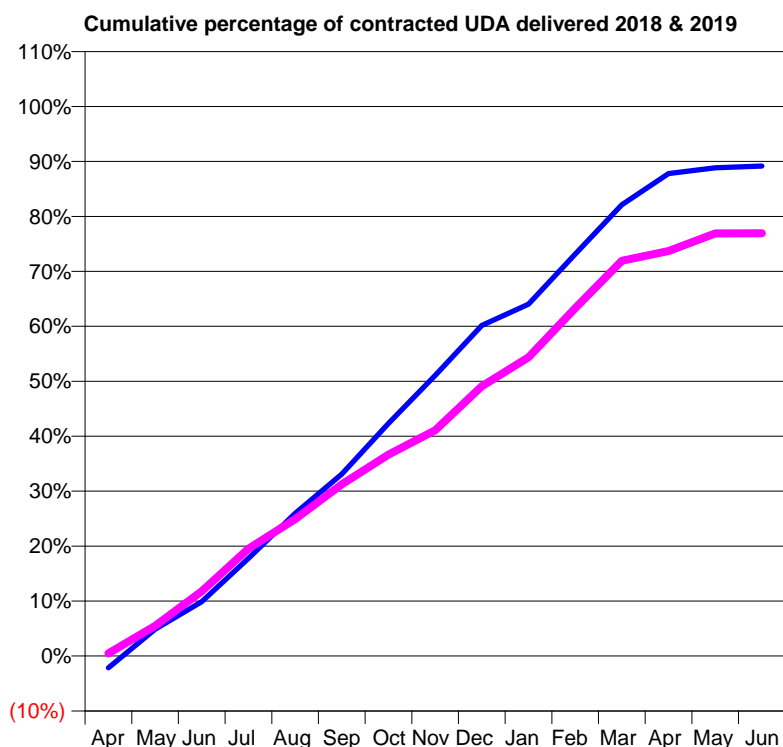
18/19 Contracted general activity (UDA)	8,000
Carry forward general activity (UDA)	0
18/19 Contracted orthodontic activity (UOA)	0
Carry forward orthodontic activity (UOA)	0
Baseline contract value	£233,658.51

### ACCESS\*

Patients seen in 24 months	Total	Change since previous quarter
Quarter ending March 2018	3,051	
Quarter ending June 2018	3,026	→
Quarter ending September 2018	3,028	→
Quarter ending December 2018	2,922	↓
Quarter ending March 2019	2,829	↓
<b>Variance since March 2018</b>	<b>(7.3%)</b>	<b>↓</b>



### ACTIVITY



Adjusted Scheduled Activity (UDA)		
Month	2018	2019
April	-173	40
May	391	439
June	791	943
July	1,422	1,561
August	2,076	1,993
September	2,650	2,500
October	3,387	2,932
November	4,086	3,285
December	4,812	3,926
January	5,123	4,347
February	5,850	5,065
March	6,569	5,752
April	7,022	5,894
May	7,106	6,151
June	7,131	6,153

### QUALITY

	Quantity	Base Number	Contract	AT	Region	England
% of FP17s for the same patient ID Re-attending within 3 months - Children	20	628	3.2%	12.0%	12.3%	11.8%
% of FP17s for the same patient ID Re-attending within 3 months - Adults	289	2,864	10.1%	15.3%	15.9%	15.7%
% of FP17s for the same patient ID Re-attending between 3 & 9 months - Children	311	628	49.5%	58.5%	60.2%	58.9%
% of FP17s for the same patient ID Re-attending between 3 & 9 months - Adults	1,475	2,864	51.5%	51.2%	53.0%	50.8%
% of FP17s for Band 1 Urgent Courses	97	3,406	2.8%	10.7%	9.1%	9.1%
% of FP17s Relating to Free Repair or Replacements	80	3,406	2.3%	0.9%	1.0%	0.8%
% of FP17s Relating to Continuations	74	3,406	2.2%	0.9%	1.0%	0.9%
% of Patients satisfied with the dentistry they have received	0	0	N/A	94.5%	93.2%	92.5%
% of Patients satisfied with the time they had to wait for an appointment	0	0	N/A	86.4%	88.1%	87.0%

\* This is based on patients treated on this contract for their most recent course of treatment.

Figures in italics indicate the base number of FP17s or Patient Questionnaire responses are less than 100. N/A is shown where the base number of responses is less than 10 during the period. % is calculated as Quantity/Base number\*100

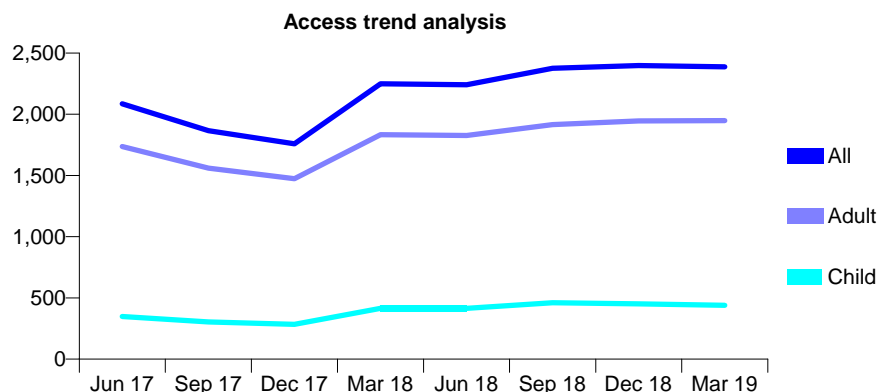
## Q47 - Vital Signs At a Glance Contract Report for 748501/0001 - Year end March 2019

Name or company name	Miss K Mayle and Mr J Tidswell
Contract type name	GDS Contract
Purpose of contract	General
Contract start date	01/04/2006
Contract end date	

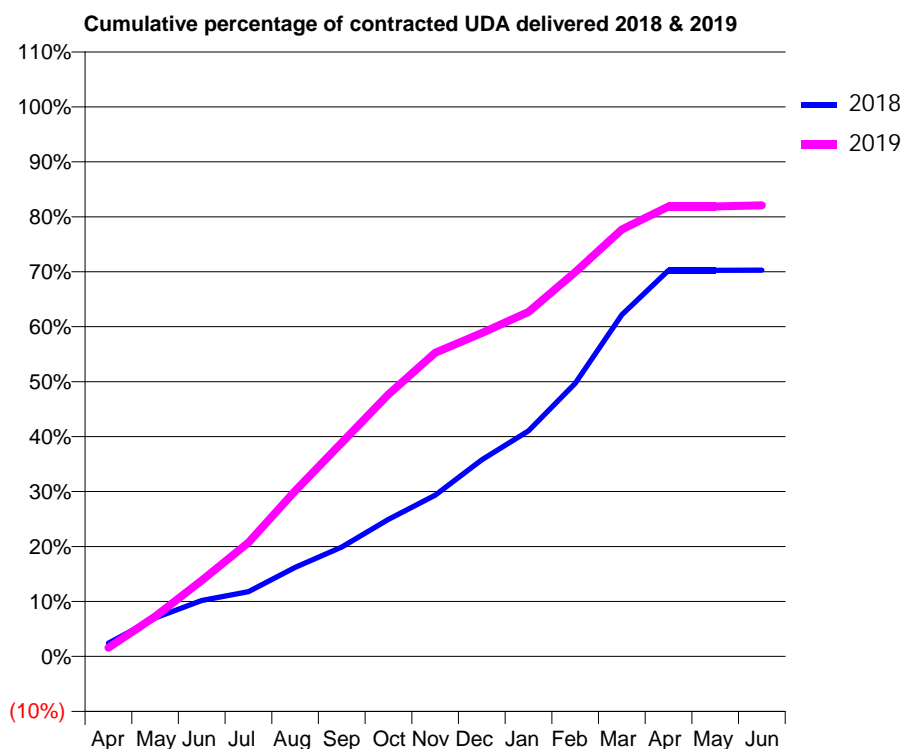
18/19 Contracted general activity (UDA)	6,998
Carry forward general activity (UDA)	0
18/19 Contracted orthodontic activity (UOA)	0
Carry forward orthodontic activity (UOA)	0
Baseline contract value	£165,930.37

### ACCESS\*

Patients seen in 24 months	Total	Change since previous quarter
Quarter ending March 2018	2,249	
Quarter ending June 2018	2,241	→
Quarter ending September 2018	2,376	↑
Quarter ending December 2018	2,398	→
Quarter ending March 2019	2,387	→
<b>Variance since March 2018</b>	<b>6.1%</b>	<b>↑</b>



### ACTIVITY



Adjusted Scheduled Activity (UDA)		
Month	2018	2019
April	169	111
May	490	508
June	713	967
July	824	1,449
August	1,134	2,108
September	1,393	2,721
October	1,745	3,337
November	2,055	3,868
December	2,504	4,118
January	2,872	4,388
February	3,478	4,893
March	4,350	5,436
April	4,917	5,728
May	4,918	5,731
June	4,919	5,743

### QUALITY

	Quantity	Base Number	Contract	AT	Region	England
% of FP17s for the same patient ID Re-attending within 3 months - Children	25	609	4.1%	12.0%	12.3%	11.8%
% of FP17s for the same patient ID Re-attending within 3 months - Adults	205	2,577	8.0%	15.3%	15.9%	15.7%
% of FP17s for the same patient ID Re-attending between 3 & 9 months - Children	208	609	34.2%	58.5%	60.2%	58.9%
% of FP17s for the same patient ID Re-attending between 3 & 9 months - Adults	902	2,577	35.0%	51.2%	53.0%	50.8%
% of FP17s for Band 1 Urgent Courses	196	3,041	6.4%	10.7%	9.1%	9.1%
% of FP17s Relating to Free Repair or Replacements	35	3,041	1.2%	0.9%	1.0%	0.8%
% of FP17s Relating to Continuations	53	3,041	1.7%	0.9%	1.0%	0.9%
% of Patients satisfied with the dentistry they have received	1	1	N/A	94.5%	93.2%	92.5%
% of Patients satisfied with the time they had to wait for an appointment	1	1	N/A	86.4%	88.1%	87.0%

\* This is based on patients treated on this contract for their most recent course of treatment.

Figures in italics indicate the base number of FP17s or Patient Questionnaire responses are less than 100. N/A is shown where the base number of responses is less than 10 during the period. % is calculated as Quantity/Base number\*100

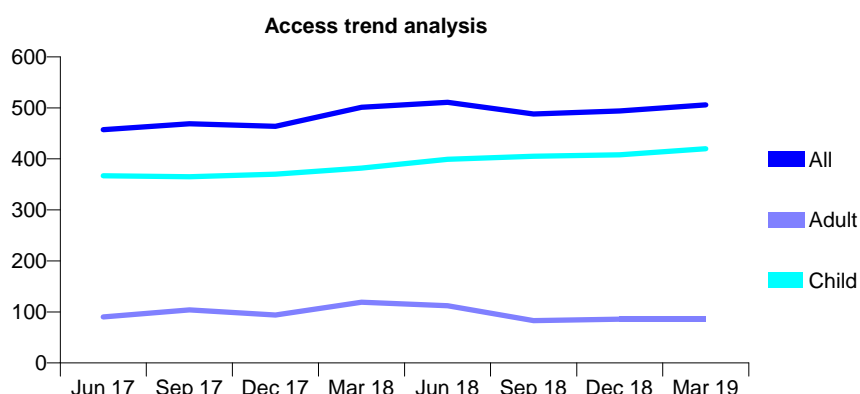
## Q47 - Vital Signs At a Glance Contract Report for 751650/0001 - Year end March 2019

Name or company name	MISS ST KHAN
Contract type name	GDS Contract
Purpose of contract	General
Contract start date	01/07/2010
Contract end date	

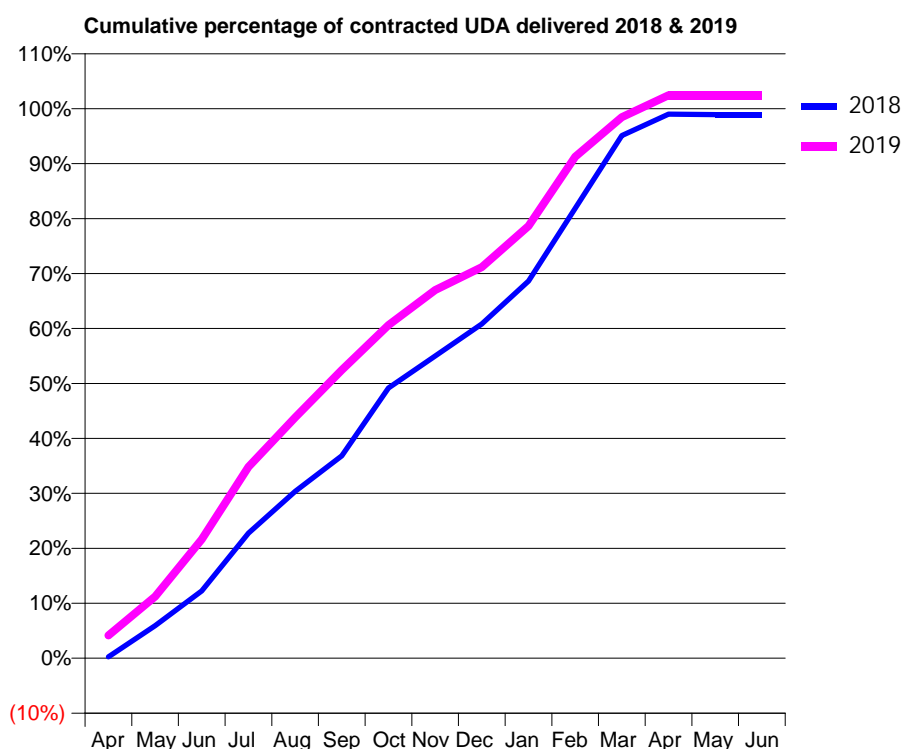
18/19 Contracted general activity (UDA)	1,235
Carry forward general activity (UDA)	13
18/19 Contracted orthodontic activity (UOA)	0
Carry forward orthodontic activity (UOA)	0
Baseline contract value	£49,433.25

### ACCESS\*

Patients seen in 24 months	Total	Change since previous quarter
Quarter ending March 2018	501	
Quarter ending June 2018	511	→
Quarter ending September 2018	488	↓
Quarter ending December 2018	494	→
Quarter ending March 2019	506	↑
<b>Variance since March 2018</b>	<b>1.0%</b>	<b>→</b>



### ACTIVITY



Adjusted Scheduled Activity (UDA)		
Month	2018	2019
April	3	51
May	73	139
June	151	267
July	281	430
August	375	541
September	455	647
October	607	748
November	679	827
December	751	879
January	847	971
February	1,011	1,127
March	1,174	1,216
April	1,223	1,265
May	1,222	1,265
June	1,222	1,265

### QUALITY

	Quantity	Base Number	Contract	AT	Region	England
% of FP17s for the same patient ID Re-attending within 3 months - Children	94	747	12.6%	12.0%	12.3%	11.8%
% of FP17s for the same patient ID Re-attending within 3 months - Adults	1	61	1.6%	15.3%	15.9%	15.7%
% of FP17s for the same patient ID Re-attending between 3 & 9 months - Children	441	747	59.0%	58.5%	60.2%	58.9%
% of FP17s for the same patient ID Re-attending between 3 & 9 months - Adults	2	61	3.3%	51.2%	53.0%	50.8%
% of FP17s for Band 1 Urgent Courses	31	806	3.8%	10.7%	9.1%	9.1%
% of FP17s Relating to Free Repair or Replacements	3	806	0.4%	0.9%	1.0%	0.8%
% of FP17s Relating to Continuations	0	806	0.0%	0.9%	1.0%	0.9%
% of Patients satisfied with the dentistry they have received	0	0	N/A	94.5%	93.2%	92.5%
% of Patients satisfied with the time they had to wait for an appointment	0	0	N/A	86.4%	88.1%	87.0%

\* This is based on patients treated on this contract for their most recent course of treatment. Figures in italics indicate the base number of FP17s or Patient Questionnaire responses are less than 100. N/A is shown where the base number of responses is less than 10 during the period. % is calculated as Quantity/Base number\*100



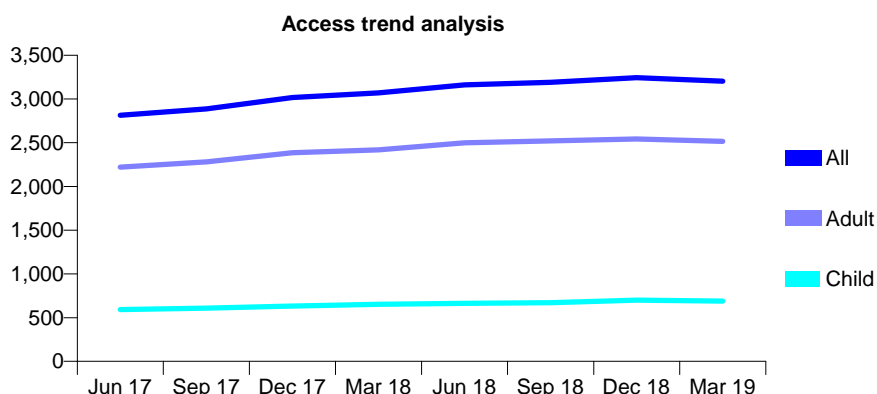
## Q47 - Vital Signs At a Glance Contract Report for 751650/0002 - Year end March 2019

Name or company name	MISS ST KHAN
Contract type name	GDS Contract
Purpose of contract	General
Contract start date	01/08/2010
Contract end date	

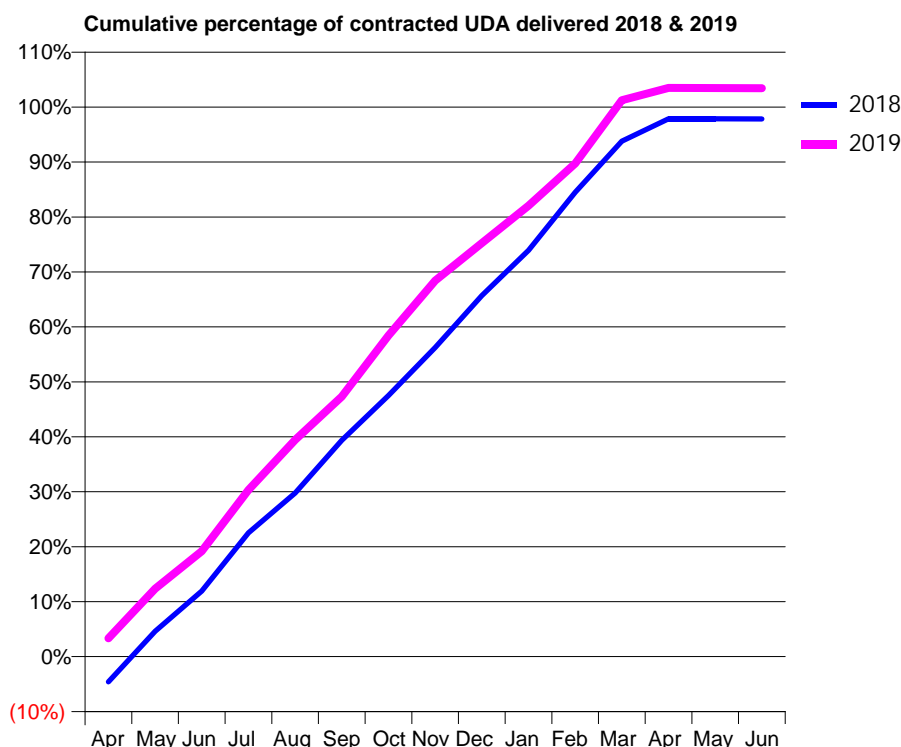
18/19 Contracted general activity (UDA)	9,458
Carry forward general activity (UDA)	205
18/19 Contracted orthodontic activity (UOA)	0
Carry forward orthodontic activity (UOA)	0
Baseline contract value	£239,068.73

### ACCESS\*

Patients seen in 24 months	Total	Change since previous quarter
Quarter ending March 2018	3,070	
Quarter ending June 2018	3,161	↑
Quarter ending September 2018	3,191	→
Quarter ending December 2018	3,243	→
Quarter ending March 2019	3,204	↓
<b>Variance since March 2018</b>	<b>4.4%</b>	<b>↑</b>



### ACTIVITY



Adjusted Scheduled Activity (UDA)		
Month	2018	2019
April	-435	315
May	436	1,169
June	1,127	1,814
July	2,132	2,870
August	2,816	3,731
September	3,722	4,475
October	4,493	5,527
November	5,321	6,471
December	6,212	7,116
January	6,992	7,761
February	7,991	8,488
March	8,869	9,577
April	9,255	9,789
May	9,255	9,786
June	9,253	9,783

### QUALITY

	Quantity	Base Number	Contract	AT	Region	England
% of FP17s for the same patient ID Re-attending within 3 months - Children	150	1,178	12.7%	12.0%	12.3%	11.8%
% of FP17s for the same patient ID Re-attending within 3 months - Adults	564	3,957	14.3%	15.3%	15.9%	15.7%
% of FP17s for the same patient ID Re-attending between 3 & 9 months - Children	692	1,178	58.7%	58.5%	60.2%	58.9%
% of FP17s for the same patient ID Re-attending between 3 & 9 months - Adults	2,466	3,957	62.3%	51.2%	53.0%	50.8%
% of FP17s for Band 1 Urgent Courses	198	5,024	3.9%	10.7%	9.1%	9.1%
% of FP17s Relating to Free Repair or Replacements	63	5,024	1.3%	0.9%	1.0%	0.8%
% of FP17s Relating to Continuations	2	5,024	0.0%	0.9%	1.0%	0.9%
% of Patients satisfied with the dentistry they have received	1	1	N/A	94.5%	93.2%	92.5%
% of Patients satisfied with the time they had to wait for an appointment	1	1	N/A	86.4%	88.1%	87.0%

\* This is based on patients treated on this contract for their most recent course of treatment.  
 Figures in *italics* indicate the base number of FP17s or Patient Questionnaire responses are less than 100. N/A is shown where the base number of responses is less than 10 during the period. % is calculated as Quantity/Base number\*100

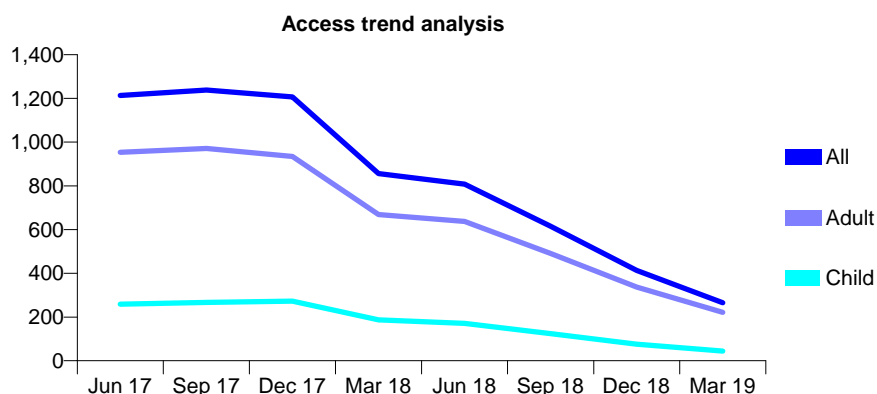
## Q47 - Vital Signs At a Glance Contract Report for 752398/0002 - Year end March 2019

Name or company name	MISS KE MAYLE
Contract type name	GDS Contract
Purpose of contract	General
Contract start date	01/04/2006
Contract end date	

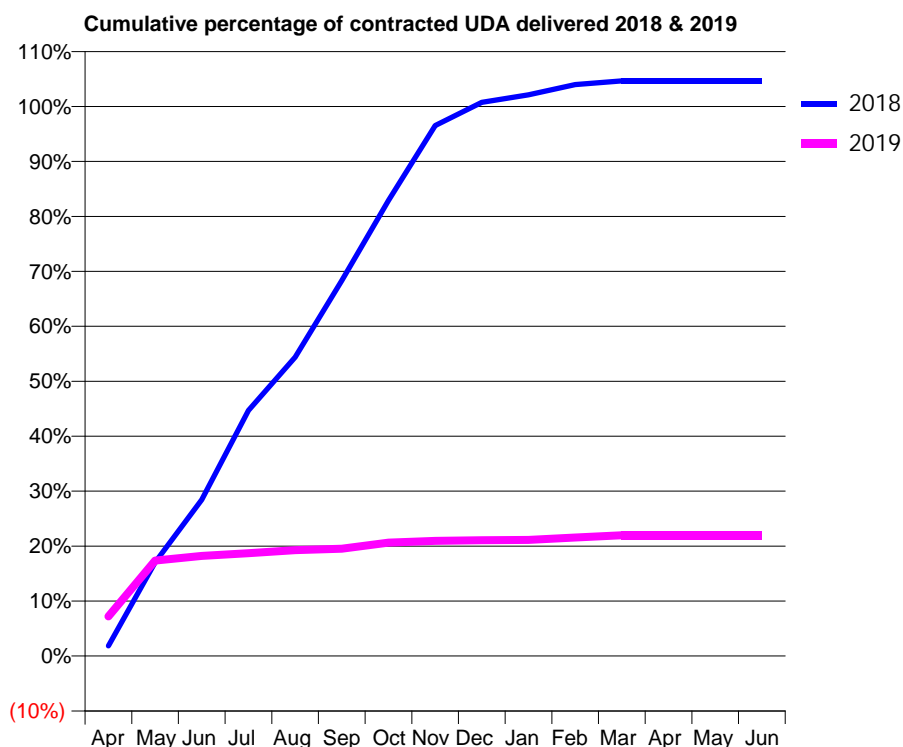
18/19 Contracted general activity (UDA)	2,409
Carry forward general activity (UDA)	0
18/19 Contracted orthodontic activity (UOA)	0
Carry forward orthodontic activity (UOA)	0
Baseline contract value	£55,222.97

### ACCESS\*

Patients seen in 24 months	Total	Change since previous quarter
Quarter ending March 2018	856	
Quarter ending June 2018	808	↓
Quarter ending September 2018	615	↓
Quarter ending December 2018	413	↓
Quarter ending March 2019	265	↓
<b>Variance since March 2018</b>	<b>(69.0%)</b>	<b>↓</b>



### ACTIVITY



Adjusted Scheduled Activity (UDA)		
Month	2018	2019
April	45	174
May	410	418
June	685	439
July	1,077	451
August	1,310	464
September	1,645	470
October	1,997	497
November	2,325	505
December	2,427	508
January	2,460	509
February	2,505	519
March	2,521	530
April	2,521	530
May	2,521	530
June	2,521	530

### QUALITY

	Quantity	Base Number	Contract	AT	Region	England
% of FP17s for the same patient ID Re-attending within 3 months - Children	0	54	0.0%	12.0%	12.3%	11.8%
% of FP17s for the same patient ID Re-attending within 3 months - Adults	13	221	5.9%	15.3%	15.9%	15.7%
% of FP17s for the same patient ID Re-attending between 3 & 9 months - Children	21	54	38.9%	58.5%	60.2%	58.9%
% of FP17s for the same patient ID Re-attending between 3 & 9 months - Adults	52	221	23.5%	51.2%	53.0%	50.8%
% of FP17s for Band 1 Urgent Courses	33	275	12.0%	10.7%	9.1%	9.1%
% of FP17s Relating to Free Repair or Replacements	5	275	1.8%	0.9%	1.0%	0.8%
% of FP17s Relating to Continuations	6	275	2.2%	0.9%	1.0%	0.9%
% of Patients satisfied with the dentistry they have received	0	0	N/A	94.5%	93.2%	92.5%
% of Patients satisfied with the time they had to wait for an appointment	0	0	N/A	86.4%	88.1%	87.0%

\* This is based on patients treated on this contract for their most recent course of treatment.

Figures in italics indicate the base number of FP17s or Patient Questionnaire responses are less than 100. N/A is shown where the base number of responses is less than 10 during the period. % is calculated as Quantity/Base number\*100

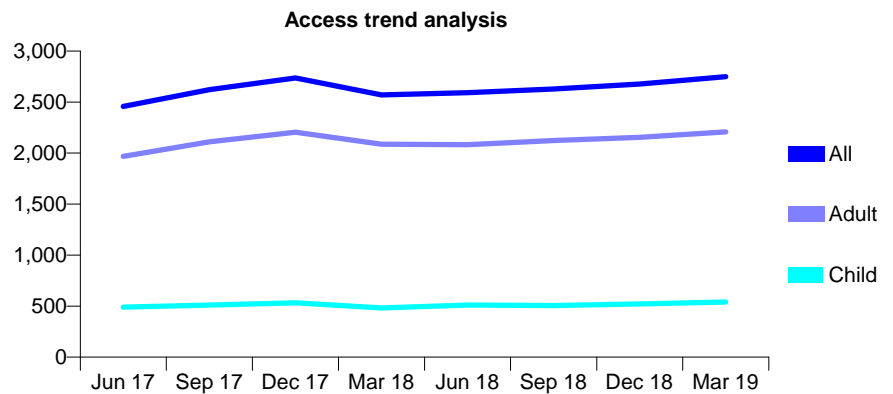
## Q47 - Vital Signs At a Glance Contract Report for 752398/0003 - Year end March 2019

Name or company name	MISS KE MAYLE
Contract type name	GDS Contract
Purpose of contract	General
Contract start date	31/08/2011
Contract end date	

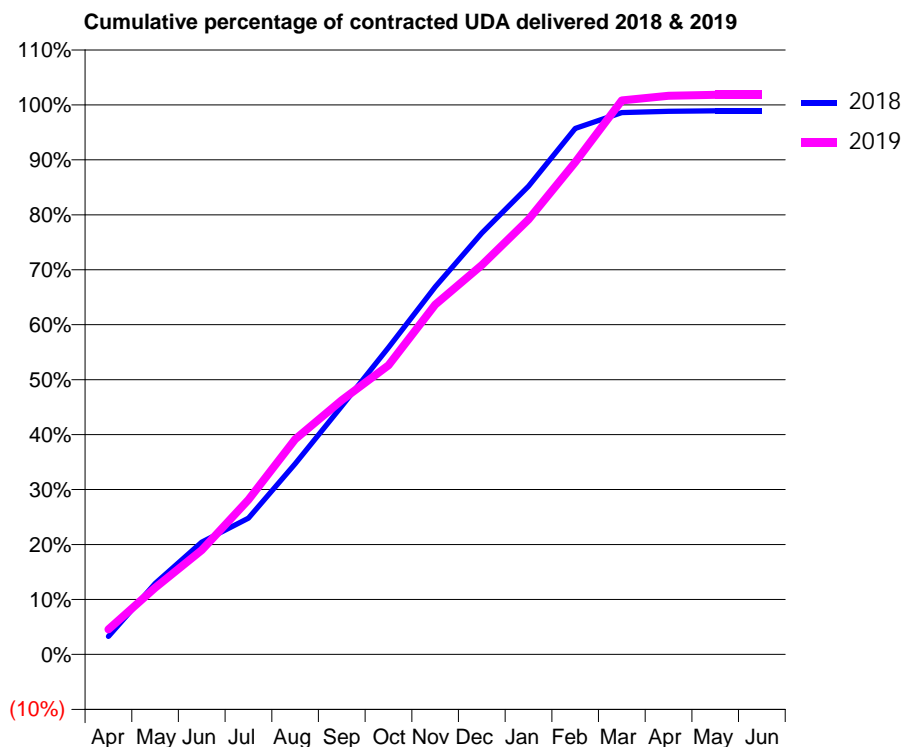
18/19 Contracted general activity (UDA)	4,800
Carry forward general activity (UDA)	-59
18/19 Contracted orthodontic activity (UOA)	0
Carry forward orthodontic activity (UOA)	0
Baseline contract value	£129,933.26

### ACCESS\*

Patients seen in 24 months	Total	Change since previous quarter
Quarter ending March 2018	2,570	
Quarter ending June 2018	2,593	→
Quarter ending September 2018	2,628	→
Quarter ending December 2018	2,676	→
Quarter ending March 2019	2,749	↑
<b>Variance since March 2018</b>	<b>7.0%</b>	<b>↑</b>



### ACTIVITY



Adjusted Scheduled Activity (UDA)		
Month	2018	2019
April	158	219
May	621	583
June	982	910
July	1,190	1,352
August	1,665	1,880
September	2,170	2,221
October	2,681	2,525
November	3,210	3,054
December	3,680	3,401
January	4,089	3,799
February	4,595	4,298
March	4,732	4,838
April	4,744	4,879
May	4,747	4,887
June	4,747	4,888

### QUALITY

	Quantity	Base Number	Contract	AT	Region	England
% of FP17s for the same patient ID Re-attending within 3 months - Children	46	790	5.8%	12.0%	12.3%	11.8%
% of FP17s for the same patient ID Re-attending within 3 months - Adults	401	2,945	13.6%	15.3%	15.9%	15.7%
% of FP17s for the same patient ID Re-attending between 3 & 9 months - Children	336	790	42.5%	58.5%	60.2%	58.9%
% of FP17s for the same patient ID Re-attending between 3 & 9 months - Adults	1,041	2,945	35.3%	51.2%	53.0%	50.8%
% of FP17s for Band 1 Urgent Courses	244	2,664	9.2%	10.7%	9.1%	9.1%
% of FP17s Relating to Free Repair or Replacements	33	2,664	1.2%	0.9%	1.0%	0.8%
% of FP17s Relating to Continuations	57	2,664	2.1%	0.9%	1.0%	0.9%
% of Patients satisfied with the dentistry they have received	2	2	N/A	94.5%	93.2%	92.5%
% of Patients satisfied with the time they had to wait for an appointment	1	2	N/A	86.4%	88.1%	87.0%

\* This is based on patients treated on this contract for their most recent course of treatment.

Figures in italics indicate the base number of FP17s or Patient Questionnaire responses are less than 100. N/A is shown where the base number of responses is less than 10 during the period. % is calculated as Quantity/Base number\*100

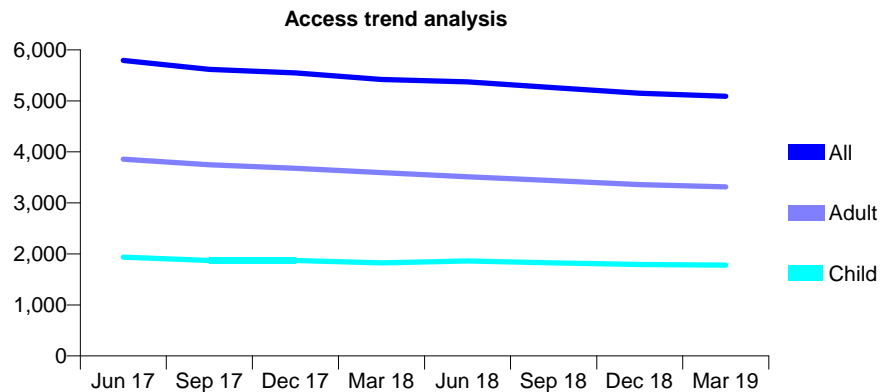
## Q47 - Vital Signs At a Glance Contract Report for 755125/0003 - Year end March 2019

Name or company name	MR AM MALIK
Contract type name	GDS Contract
Purpose of contract	General
Contract start date	01/04/2006
Contract end date	

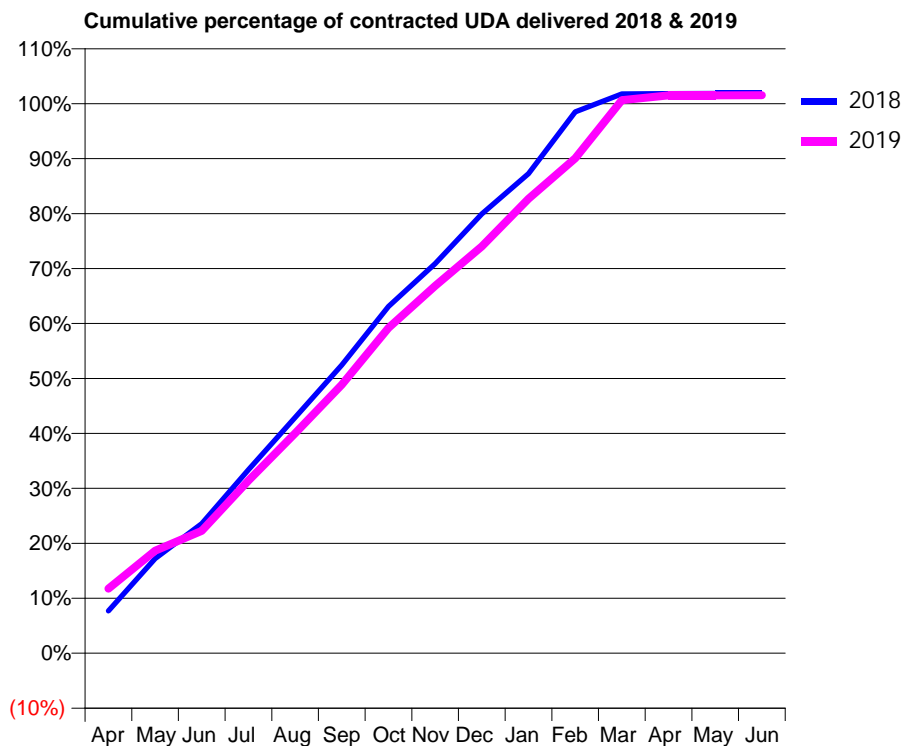
18/19 Contracted general activity (UDA)	15,265
Carry forward general activity (UDA)	-284
18/19 Contracted orthodontic activity (UOA)	0
Carry forward orthodontic activity (UOA)	0
Baseline contract value	£408,140.77

### ACCESS\*

Patients seen in 24 months	Total	Change since previous quarter
Quarter ending March 2018	5,417	
Quarter ending June 2018	5,375	→
Quarter ending September 2018	5,260	↓
Quarter ending December 2018	5,149	↓
Quarter ending March 2019	5,092	↓
<b>Variance since March 2018</b>	<b>(6.0%)</b>	<b>↓</b>



### ACTIVITY



Adjusted Scheduled Activity (UDA)		
Month	2018	2019
April	1,176	1,794
May	2,630	2,846
June	3,599	3,399
July	5,101	4,794
August	6,552	6,112
September	8,002	7,458
October	9,630	9,036
November	10,822	10,204
December	12,200	11,298
January	13,322	12,624
February	15,037	13,748
March	15,536	15,360
April	15,545	15,492
May	15,549	15,494
June	15,549	15,496

### QUALITY

	Quantity	Base Number	Contract	AT	Region	England
% of FP17s for the same patient ID Re-attending within 3 months - Children	303	3,159	9.6%	12.0%	12.3%	11.8%
% of FP17s for the same patient ID Re-attending within 3 months - Adults	803	4,722	17.0%	15.3%	15.9%	15.7%
% of FP17s for the same patient ID Re-attending between 3 & 9 months - Children	1,958	3,159	62.0%	58.5%	60.2%	58.9%
% of FP17s for the same patient ID Re-attending between 3 & 9 months - Adults	2,371	4,722	50.2%	51.2%	53.0%	50.8%
% of FP17s for Band 1 Urgent Courses	856	7,468	11.5%	10.7%	9.1%	9.1%
% of FP17s Relating to Free Repair or Replacements	29	7,468	0.4%	0.9%	1.0%	0.8%
% of FP17s Relating to Continuations	25	7,468	0.3%	0.9%	1.0%	0.9%
% of Patients satisfied with the dentistry they have received	2	2	N/A	94.5%	93.2%	92.5%
% of Patients satisfied with the time they had to wait for an appointment	2	2	N/A	86.4%	88.1%	87.0%

\* This is based on patients treated on this contract for their most recent course of treatment. Figures in italics indicate the base number of FP17s or Patient Questionnaire responses are less than 100. N/A is shown where the base number of responses is less than 10 during the period. % is calculated as Quantity/Base number\*100

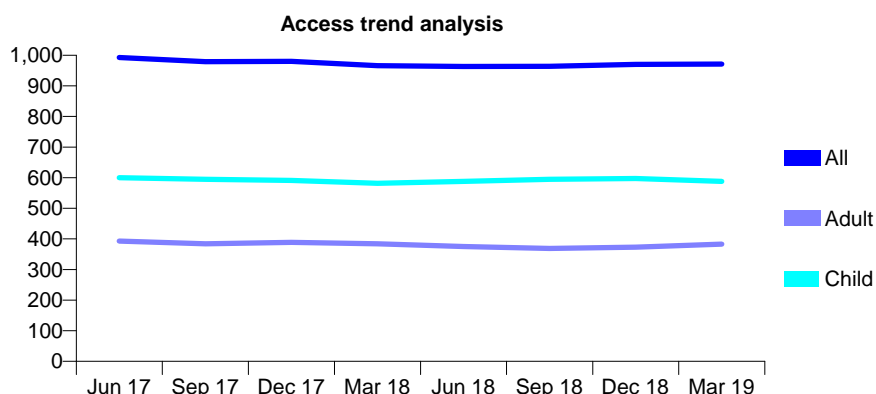
## Q47 - Vital Signs At a Glance Contract Report for 75559/0001 - Year end March 2019

Name or company name	MR SA DADABHAI
Contract type name	GDS Contract
Purpose of contract	General
Contract start date	01/04/2006
Contract end date	

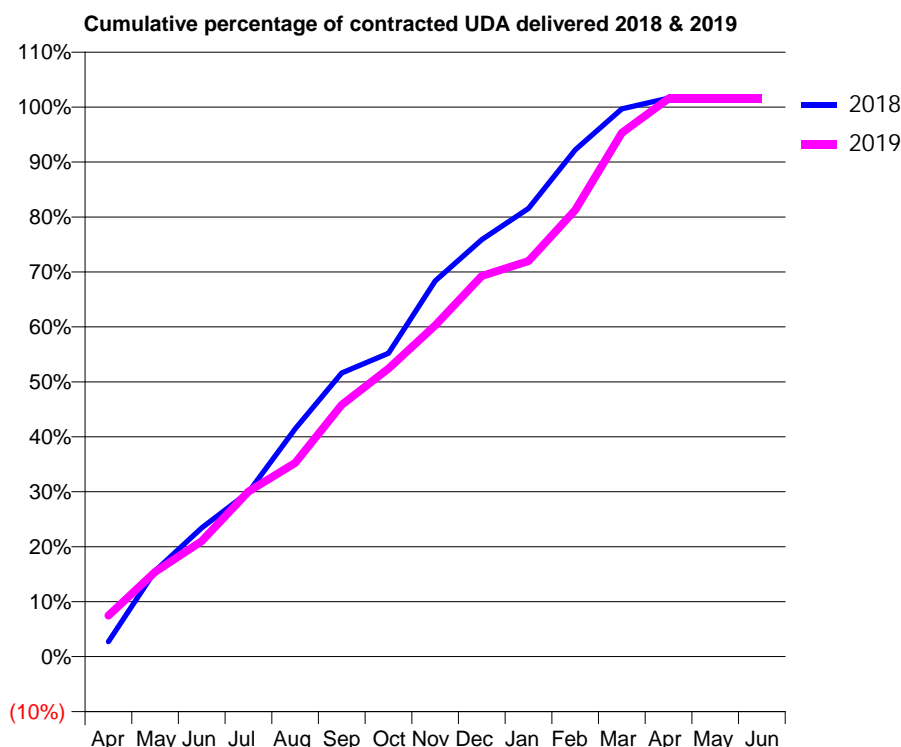
18/19 Contracted general activity (UDA)	3,006
Carry forward general activity (UDA)	-48
18/19 Contracted orthodontic activity (UOA)	0
Carry forward orthodontic activity (UOA)	0
Baseline contract value	£77,845.56

### ACCESS\*

Patients seen in 24 months	Total	Change since previous quarter
Quarter ending March 2018	966	
Quarter ending June 2018	963	→
Quarter ending September 2018	964	→
Quarter ending December 2018	970	→
Quarter ending March 2019	971	→
<b>Variance since March 2018</b>	<b>0.5%</b>	<b>→</b>



### ACTIVITY



Adjusted Scheduled Activity (UDA)		
Month	2018	2019
April	82	225
May	468	464
June	704	631
July	900	903
August	1,247	1,059
September	1,552	1,377
October	1,659	1,576
November	2,055	1,812
December	2,281	2,082
January	2,451	2,163
February	2,772	2,442
March	2,996	2,865
April	3,055	3,052
May	3,054	3,052
June	3,054	3,052

### QUALITY

	Quantity	Base Number	Contract	AT	Region	England
% of FP17s for the same patient ID Re-attending within 3 months - Children	194	1,176	16.5%	12.0%	12.3%	11.8%
% of FP17s for the same patient ID Re-attending within 3 months - Adults	59	471	12.5%	15.3%	15.9%	15.7%
% of FP17s for the same patient ID Re-attending between 3 & 9 months - Children	750	1,176	63.8%	58.5%	60.2%	58.9%
% of FP17s for the same patient ID Re-attending between 3 & 9 months - Adults	282	471	59.9%	51.2%	53.0%	50.8%
% of FP17s for Band 1 Urgent Courses	51	1,707	3.0%	10.7%	9.1%	9.1%
% of FP17s Relating to Free Repair or Replacements	0	1,707	0.0%	0.9%	1.0%	0.8%
% of FP17s Relating to Continuations	0	1,707	0.0%	0.9%	1.0%	0.9%
% of Patients satisfied with the dentistry they have received	0	0	N/A	94.5%	93.2%	92.5%
% of Patients satisfied with the time they had to wait for an appointment	0	0	N/A	86.4%	88.1%	87.0%

\* This is based on patients treated on this contract for their most recent course of treatment.

Figures in *italics* indicate the base number of FP17s or Patient Questionnaire responses are less than 100. N/A is shown where the base number of responses is less than 10 during the period. % is calculated as Quantity/Base number\*100

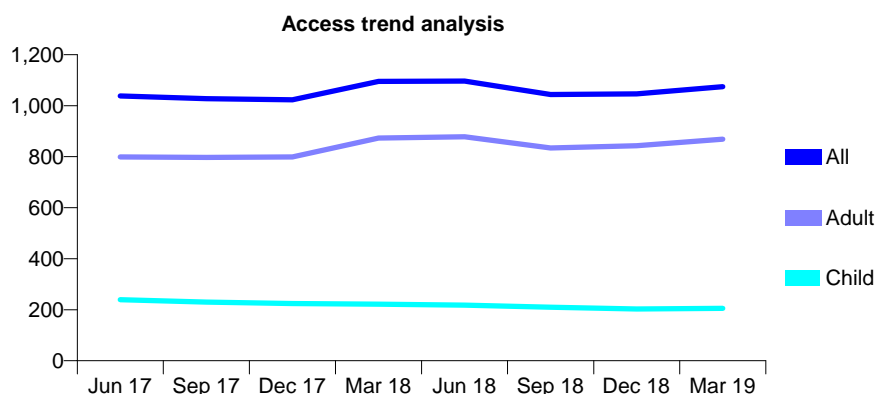
## Q47 - Vital Signs At a Glance Contract Report for 779490/0001 - Year end March 2019

Name or company name	MR M RADOVANOVICH
Contract type name	GDS Contract
Purpose of contract	General
Contract start date	05/05/2006
Contract end date	

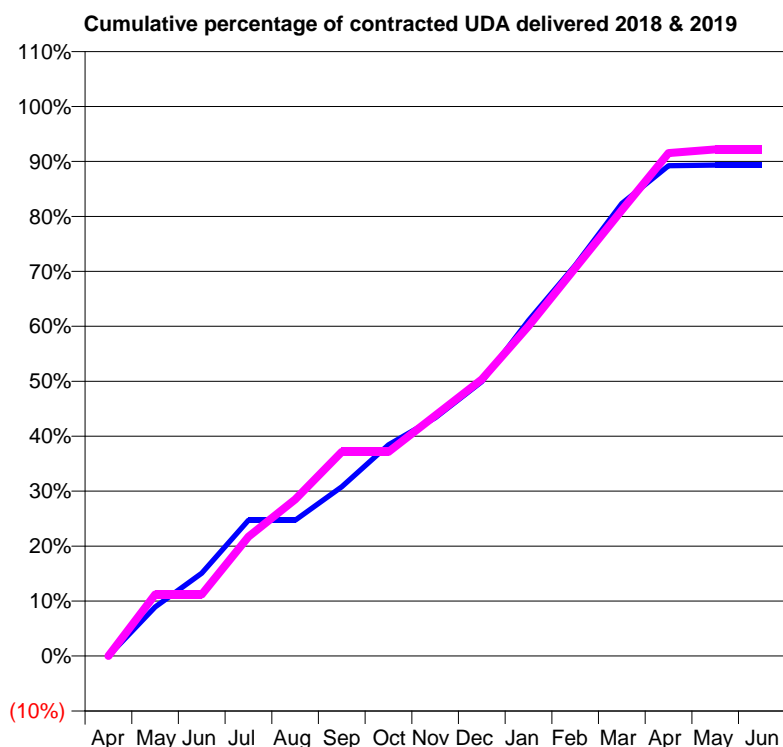
18/19 Contracted general activity (UDA)	2,315
Carry forward general activity (UDA)	0
18/19 Contracted orthodontic activity (UOA)	0
Carry forward orthodontic activity (UOA)	0
Baseline contract value	£52,587.98

### ACCESS\*

Patients seen in 24 months	Total	Change since previous quarter
Quarter ending March 2018	1,095	
Quarter ending June 2018	1,096	→
Quarter ending September 2018	1,044	↓
Quarter ending December 2018	1,046	→
Quarter ending March 2019	1,074	↑
<b>Variance since March 2018</b>	<b>(1.9%)</b>	<b>↓</b>



### ACTIVITY



Adjusted Scheduled Activity (UDA)		
Month	2018	2019
April	0	0
May	206	259
June	349	259
July	572	502
August	572	660
September	713	860
October	890	860
November	1,004	1,013
December	1,156	1,165
January	1,413	1,390
February	1,646	1,634
March	1,906	1,878
April	2,065	2,119
May	2,068	2,134
June	2,068	2,134

### QUALITY

	Quantity	Base Number	Contract	AT	Region	England
% of FP17s for the same patient ID Re-attending within 3 months - Children	22	322	6.8%	12.0%	12.3%	11.8%
% of FP17s for the same patient ID Re-attending within 3 months - Adults	52	876	5.9%	15.3%	15.9%	15.7%
% of FP17s for the same patient ID Re-attending between 3 & 9 months - Children	232	322	72.0%	58.5%	60.2%	58.9%
% of FP17s for the same patient ID Re-attending between 3 & 9 months - Adults	400	876	45.7%	51.2%	53.0%	50.8%
% of FP17s for Band 1 Urgent Courses	9	1,247	0.7%	10.7%	9.1%	9.1%
% of FP17s Relating to Free Repair or Replacements	2	1,247	0.2%	0.9%	1.0%	0.8%
% of FP17s Relating to Continuations	0	1,247	0.0%	0.9%	1.0%	0.9%
% of Patients satisfied with the dentistry they have received	0	0	N/A	94.5%	93.2%	92.5%
% of Patients satisfied with the time they had to wait for an appointment	0	0	N/A	86.4%	88.1%	87.0%

\* This is based on patients treated on this contract for their most recent course of treatment.

Figures in italics indicate the base number of FP17s or Patient Questionnaire responses are less than 100. N/A is shown where the base number of responses is less than 10 during the period. % is calculated as Quantity/Base number\*100

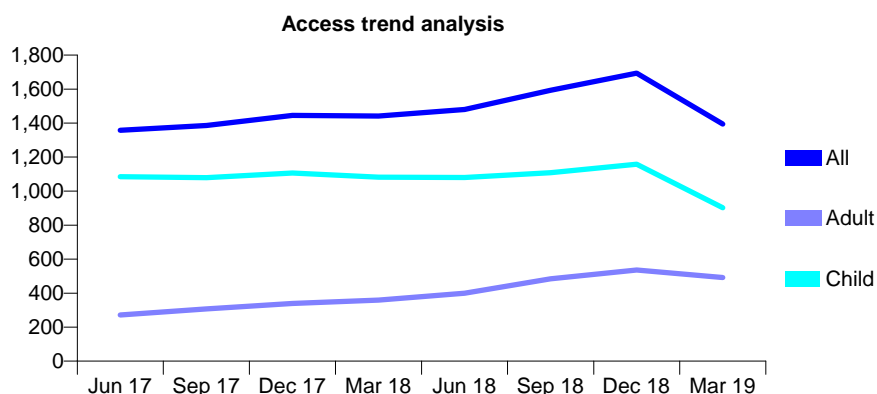
## Q47 - Vital Signs At a Glance Contract Report for 781525/0001 - Year end March 2019

Name or company name	Ardent Dental Care Practice Partnership
Contract type name	GDS Contract
Purpose of contract	General
Contract start date	01/07/2012
Contract end date	

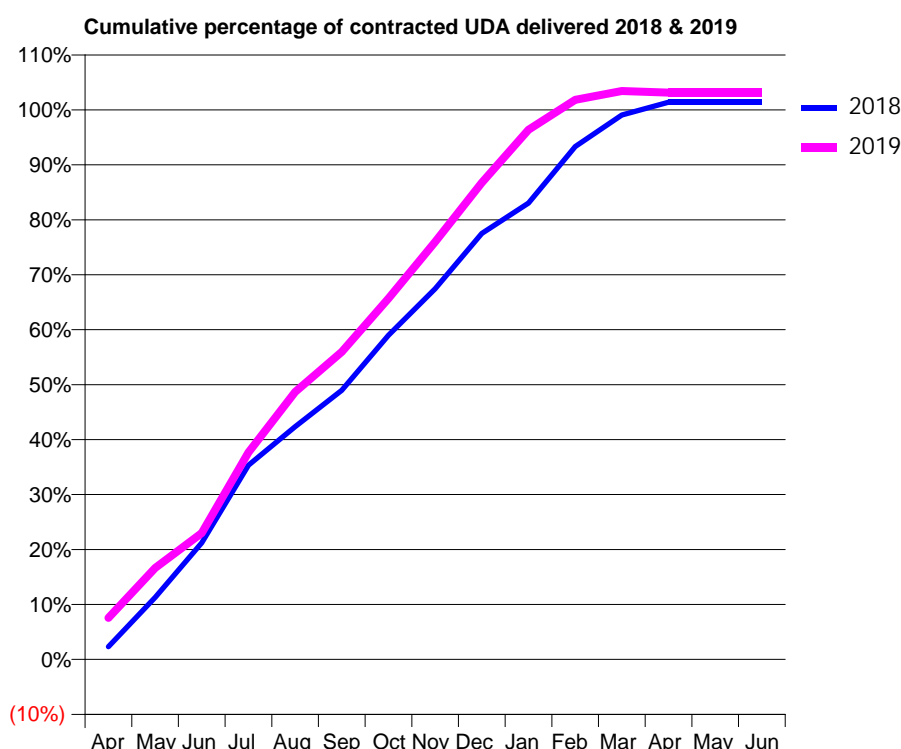
18/19 Contracted general activity (UDA)	3,404
Carry forward general activity (UDA)	-47
18/19 Contracted orthodontic activity (UOA)	0
Carry forward orthodontic activity (UOA)	0
Baseline contract value	£82,770.42

### ACCESS\*

Patients seen in 24 months	Total	Change since previous quarter
Quarter ending March 2018	1,441	
Quarter ending June 2018	1,480	↑
Quarter ending September 2018	1,593	↑
Quarter ending December 2018	1,694	↑
Quarter ending March 2019	1,394	↓
<b>Variance since March 2018</b>	<b>(3.3%)</b>	<b>↓</b>



### ACTIVITY



Adjusted Scheduled Activity (UDA)		
Month	2018	2019
April	79	257
May	384	566
June	722	783
July	1,203	1,282
August	1,442	1,656
September	1,667	1,905
October	2,008	2,235
November	2,296	2,587
December	2,638	2,953
January	2,827	3,281
February	3,177	3,466
March	3,372	3,521
April	3,451	3,510
May	3,451	3,510
June	3,451	3,510

### QUALITY

	Quantity	Base Number	Contract	AT	Region	England
% of FP17s for the same patient ID Re-attending within 3 months - Children	101	1,603	6.3%	12.0%	12.3%	11.8%
% of FP17s for the same patient ID Re-attending within 3 months - Adults	48	581	8.3%	15.3%	15.9%	15.7%
% of FP17s for the same patient ID Re-attending between 3 & 9 months - Children	1,036	1,603	64.6%	58.5%	60.2%	58.9%
% of FP17s for the same patient ID Re-attending between 3 & 9 months - Adults	228	581	39.2%	51.2%	53.0%	50.8%
% of FP17s for Band 1 Urgent Courses	91	2,129	4.3%	10.7%	9.1%	9.1%
% of FP17s Relating to Free Repair or Replacements	5	2,129	0.2%	0.9%	1.0%	0.8%
% of FP17s Relating to Continuations	25	2,129	1.2%	0.9%	1.0%	0.9%
% of Patients satisfied with the dentistry they have received	1	1	N/A	94.5%	93.2%	92.5%
% of Patients satisfied with the time they had to wait for an appointment	1	1	N/A	86.4%	88.1%	87.0%

\* This is based on patients treated on this contract for their most recent course of treatment. Figures in italics indicate the base number of FP17s or Patient Questionnaire responses are less than 100. N/A is shown where the base number of responses is less than 10 during the period. % is calculated as Quantity/Base number\*100



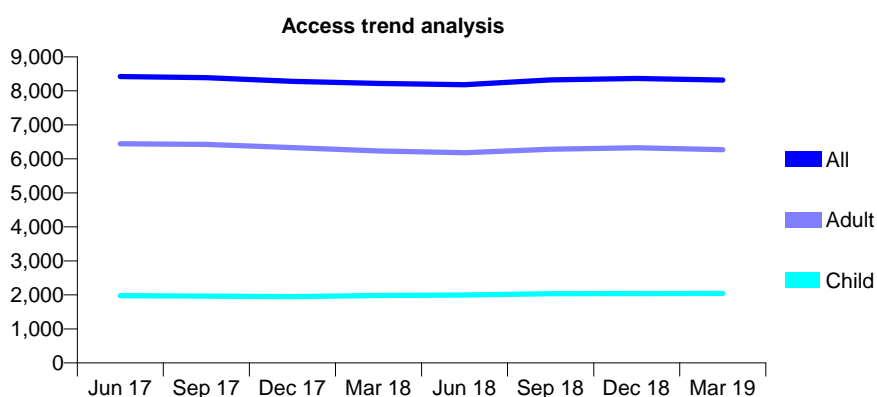
## Q47 - Vital Signs At a Glance Contract Report for 788511/0001 - Year end March 2019

Name or company name	MR MA BEST
Contract type name	Pilot Contract
Purpose of contract	General
Contract start date	01/09/2011
Contract end date	

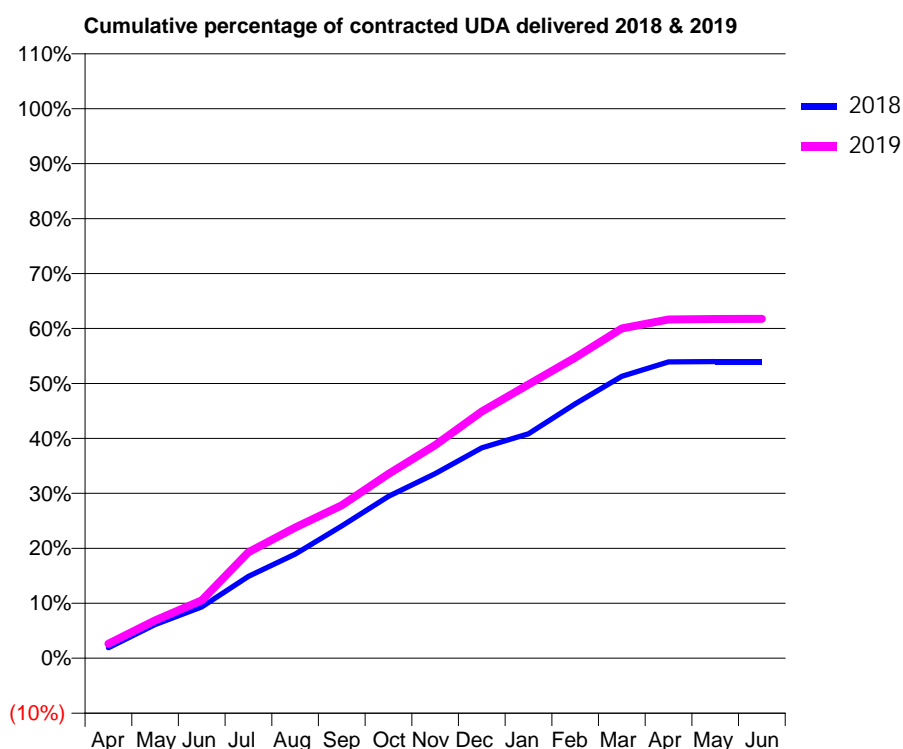
18/19 Contracted general activity (UDA)	26,540
Carry forward general activity (UDA)	0
18/19 Contracted orthodontic activity (UOA)	0
Carry forward orthodontic activity (UOA)	0
Baseline contract value	£891,128.65

### ACCESS\*

Patients seen in 24 months	Total	Change since previous quarter
Quarter ending March 2018	8,217	
Quarter ending June 2018	8,181	→
Quarter ending September 2018	8,322	→
Quarter ending December 2018	8,368	→
Quarter ending March 2019	8,316	→
<b>Variance since March 2018</b>	<b>1.2%</b>	<b>→</b>



### ACTIVITY



Adjusted Scheduled Activity (UDA)		
Month	2018	2019
April	503	696
May	1,628	1,834
June	2,477	2,791
July	3,956	5,126
August	5,029	6,313
September	6,384	7,382
October	7,821	8,903
November	8,914	10,287
December	10,158	11,911
January	10,843	13,220
February	12,285	14,517
March	13,615	15,924
April	14,306	16,360
May	14,327	16,383
June	14,324	16,387

### QUALITY

	Quantity	Base Number	Contract	AT	Region	England
% of FP17s for the same patient ID Re-attending within 3 months - Children	353	2,943	12.0%	12.0%	12.3%	11.8%
% of FP17s for the same patient ID Re-attending within 3 months - Adults	1,112	6,703	16.6%	15.3%	15.9%	15.7%
% of FP17s for the same patient ID Re-attending between 3 & 9 months - Children	1,334	2,943	45.3%	58.5%	60.2%	58.9%
% of FP17s for the same patient ID Re-attending between 3 & 9 months - Adults	1,838	6,703	27.4%	51.2%	53.0%	50.8%
% of FP17s for Band 1 Urgent Courses	661	8,594	7.7%	10.7%	9.1%	9.1%
% of FP17s Relating to Free Repair or Replacements	43	8,594	0.5%	0.9%	1.0%	0.8%
% of FP17s Relating to Continuations	149	8,594	1.7%	0.9%	1.0%	0.9%
% of Patients satisfied with the dentistry they have received	4	4	N/A	94.5%	93.2%	92.5%
% of Patients satisfied with the time they had to wait for an appointment	3	4	N/A	86.4%	88.1%	87.0%

\* This is based on patients treated on this contract for their most recent course of treatment.

Figures in italics indicate the base number of FP17s or Patient Questionnaire responses are less than 100. N/A is shown where the base number of responses is less than 10 during the period. % is calculated as Quantity/Base number\*100

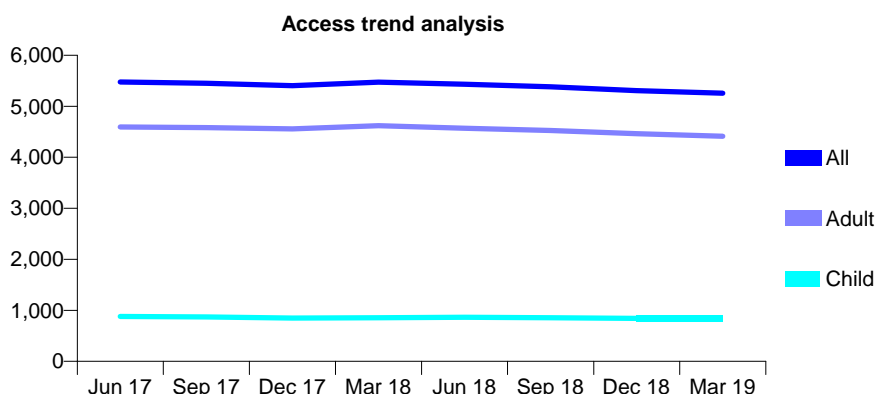
## Q47 - Vital Signs At a Glance Contract Report for 801968/0001 - Year end March 2019

Name or company name	MR J BENSON
Contract type name	GDS Contract
Purpose of contract	General
Contract start date	01/04/2006
Contract end date	

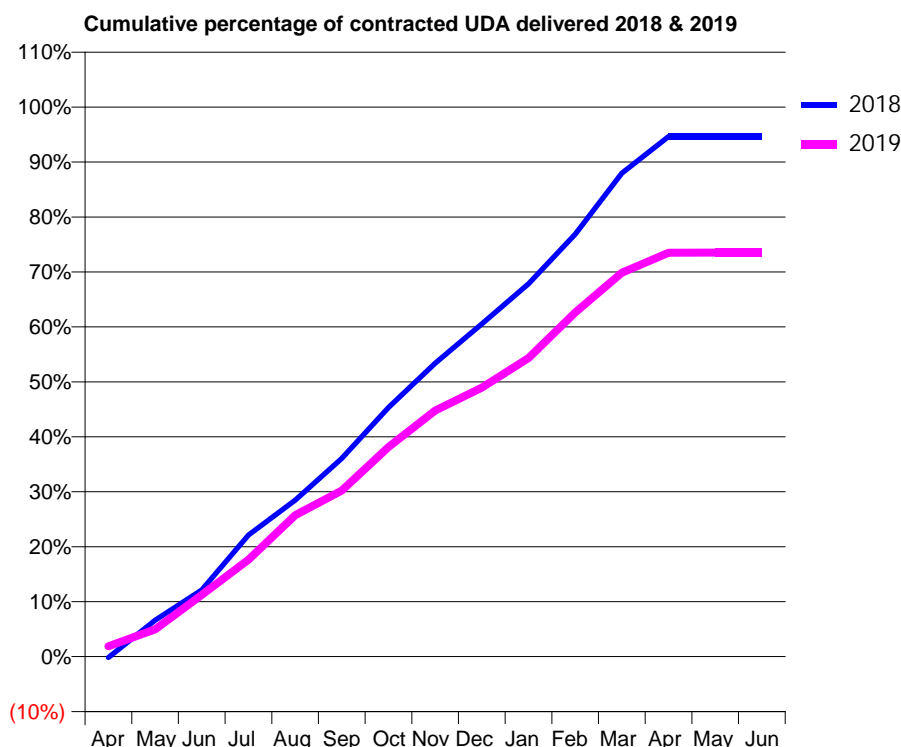
18/19 Contracted general activity (UDA)	18,391
Carry forward general activity (UDA)	0
18/19 Contracted orthodontic activity (UOA)	0
Carry forward orthodontic activity (UOA)	0
Baseline contract value	£461,870.54

### ACCESS\*

Patients seen in 24 months	Total	Change since previous quarter
Quarter ending March 2018	5,473	
Quarter ending June 2018	5,431	→
Quarter ending September 2018	5,381	→
Quarter ending December 2018	5,307	↓
Quarter ending March 2019	5,255	→
<b>Variance since March 2018</b>	<b>(4.0%)</b>	<b>↓</b>



### ACTIVITY



Adjusted Scheduled Activity (UDA)		
Month	2018	2019
April	-35	345
May	1,219	913
June	2,234	2,064
July	4,069	3,244
August	5,239	4,734
September	6,633	5,561
October	8,333	7,014
November	9,819	8,235
December	11,135	8,999
January	12,476	9,989
February	14,136	11,517
March	16,177	12,846
April	17,403	13,516
May	17,403	13,521
June	17,404	13,521

### QUALITY

	Quantity	Base Number	Contract	AT	Region	England
% of FP17s for the same patient ID Re-attending within 3 months - Children	82	1,109	7.4%	12.0%	12.3%	11.8%
% of FP17s for the same patient ID Re-attending within 3 months - Adults	1,087	6,335	17.2%	15.3%	15.9%	15.7%
% of FP17s for the same patient ID Re-attending between 3 & 9 months - Children	635	1,109	57.3%	58.5%	60.2%	58.9%
% of FP17s for the same patient ID Re-attending between 3 & 9 months - Adults	3,403	6,335	53.7%	51.2%	53.0%	50.8%
% of FP17s for Band 1 Urgent Courses	575	7,210	8.0%	10.7%	9.1%	9.1%
% of FP17s Relating to Free Repair or Replacements	79	7,210	1.1%	0.9%	1.0%	0.8%
% of FP17s Relating to Continuations	81	7,210	1.1%	0.9%	1.0%	0.9%
% of Patients satisfied with the dentistry they have received	2	2	N/A	94.5%	93.2%	92.5%
% of Patients satisfied with the time they had to wait for an appointment	2	2	N/A	86.4%	88.1%	87.0%

\* This is based on patients treated on this contract for their most recent course of treatment.

Figures in *italics* indicate the base number of FP17s or Patient Questionnaire responses are less than 100. N/A is shown where the base number of responses is less than 10 during the period. % is calculated as Quantity/Base number\*100

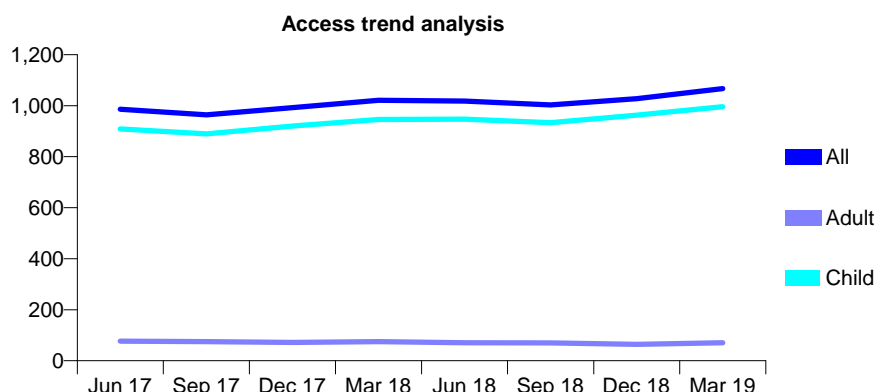
## Q47 - Vital Signs At a Glance Contract Report for 814296/0001 - Year end March 2019

Name or company name	MR AW ROBINSON
Contract type name	GDS Contract
Purpose of contract	General
Contract start date	01/04/2006
Contract end date	

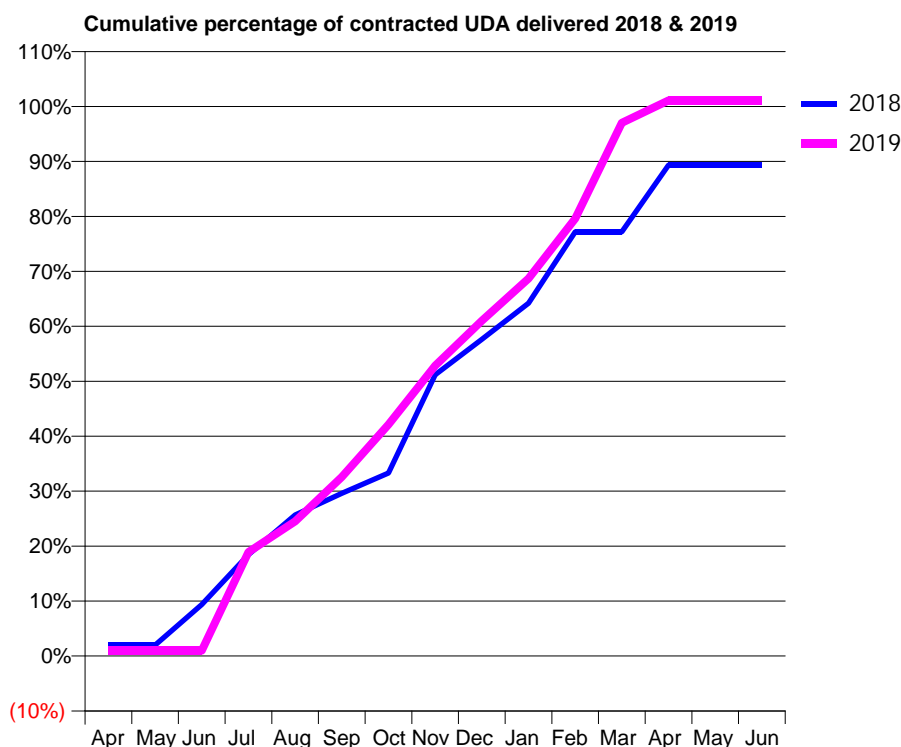
18/19 Contracted general activity (UDA)	1,500
Carry forward general activity (UDA)	0
18/19 Contracted orthodontic activity (UOA)	0
Carry forward orthodontic activity (UOA)	0
Baseline contract value	£45,098.91

### ACCESS\*

Patients seen in 24 months	Total	Change since previous quarter
Quarter ending March 2018	1,021	
Quarter ending June 2018	1,018	→
Quarter ending September 2018	1,003	↓
Quarter ending December 2018	1,027	↑
Quarter ending March 2019	1,067	↑
<b>Variance since March 2018</b>	<b>4.5%</b>	<b>↑</b>



### ACTIVITY



Adjusted Scheduled Activity (UDA)		
Month	2018	2019
April	30	15
May	30	15
June	140	15
July	277	284
August	385	367
September	444	489
October	500	632
November	768	793
December	864	915
January	963	1,030
February	1,158	1,194
March	1,158	1,456
April	1,340	1,517
May	1,340	1,517
June	1,340	1,517

### QUALITY

	Quantity	Base Number	Contract	AT	Region	England
% of FP17s for the same patient ID Re-attending within 3 months - Children	117	1,246	9.4%	12.0%	12.3%	11.8%
% of FP17s for the same patient ID Re-attending within 3 months - Adults	0	2	0.0%	15.3%	15.9%	15.7%
% of FP17s for the same patient ID Re-attending between 3 & 9 months - Children	415	1,246	33.3%	58.5%	60.2%	58.9%
% of FP17s for the same patient ID Re-attending between 3 & 9 months - Adults	0	2	0.0%	51.2%	53.0%	50.8%
% of FP17s for Band 1 Urgent Courses	129	1,164	11.1%	10.7%	9.1%	9.1%
% of FP17s Relating to Free Repair or Replacements	0	1,164	0.0%	0.9%	1.0%	0.8%
% of FP17s Relating to Continuations	0	1,164	0.0%	0.9%	1.0%	0.9%
% of Patients satisfied with the dentistry they have received	0	0	N/A	94.5%	93.2%	92.5%
% of Patients satisfied with the time they had to wait for an appointment	0	0	N/A	86.4%	88.1%	87.0%

\* This is based on patients treated on this contract for their most recent course of treatment.

Figures in italics indicate the base number of FP17s or Patient Questionnaire responses are less than 100. N/A is shown where the base number of responses is less than 10 during the period. % is calculated as Quantity/Base number\*100

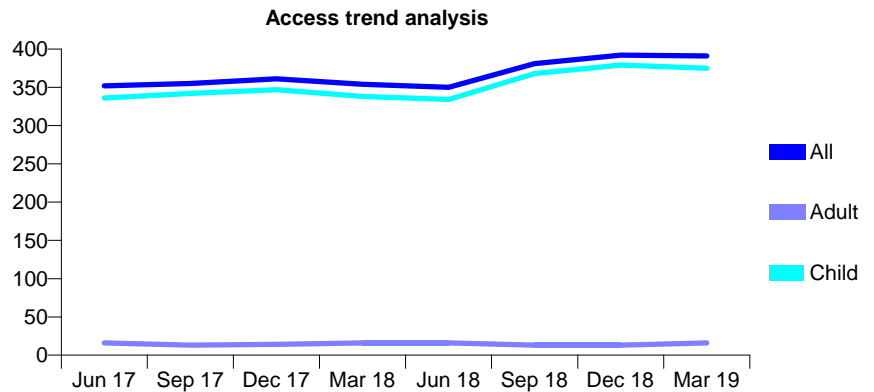
## Q47 - Vital Signs At a Glance Contract Report for 814490/0001 - Year end March 2019

Name or company name	MR MA POWELL
Contract type name	GDS Contract
Purpose of contract	General
Contract start date	01/04/2006
Contract end date	

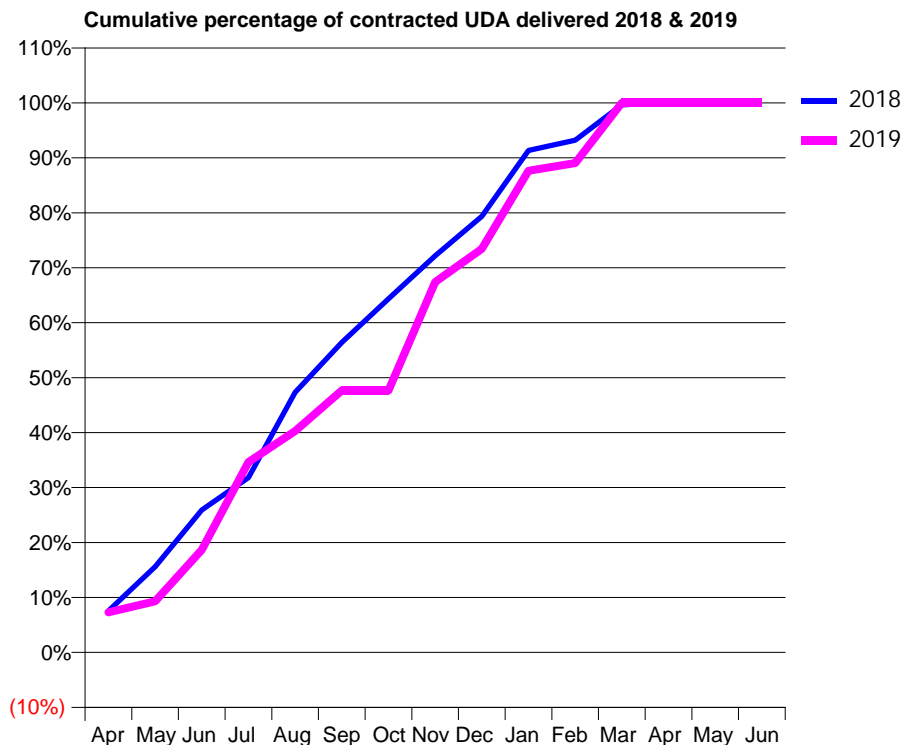
18/19 Contracted general activity (UDA)	795
Carry forward general activity (UDA)	0
18/19 Contracted orthodontic activity (UOA)	0
Carry forward orthodontic activity (UOA)	0
Baseline contract value	£19,349.95

### ACCESS\*

Patients seen in 24 months	Total	Change since previous quarter
Quarter ending March 2018	354	
Quarter ending June 2018	350	↓
Quarter ending September 2018	381	↑
Quarter ending December 2018	392	↑
Quarter ending March 2019	391	→
<b>Variance since March 2018</b>	<b>10.5%</b>	<b>↑</b>



### ACTIVITY



Adjusted Scheduled Activity (UDA)		
Month	2018	2019
April	60	58
May	124	74
June	206	148
July	253	275
August	376	320
September	448	379
October	512	379
November	574	536
December	631	584
January	726	697
February	741	708
March	792	795
April	795	795
May	795	795
June	795	795

### QUALITY

	Quantity	Base Number	Contract	AT	Region	England
% of FP17s for the same patient ID Re-attending within 3 months - Children	34	553	6.1%	12.0%	12.3%	11.8%
% of FP17s for the same patient ID Re-attending within 3 months - Adults	0	0	N/A	15.3%	15.9%	15.7%
% of FP17s for the same patient ID Re-attending between 3 & 9 months - Children	330	553	59.7%	58.5%	60.2%	58.9%
% of FP17s for the same patient ID Re-attending between 3 & 9 months - Adults	0	0	N/A	51.2%	53.0%	50.8%
% of FP17s for Band 1 Urgent Courses	5	551	0.9%	10.7%	9.1%	9.1%
% of FP17s Relating to Free Repair or Replacements	0	551	0.0%	0.9%	1.0%	0.8%
% of FP17s Relating to Continuations	0	551	0.0%	0.9%	1.0%	0.9%
% of Patients satisfied with the dentistry they have received	0	0	N/A	94.5%	93.2%	92.5%
% of Patients satisfied with the time they had to wait for an appointment	0	0	N/A	86.4%	88.1%	87.0%

\* This is based on patients treated on this contract for their most recent course of treatment. Figures in italics indicate the base number of FP17s or Patient Questionnaire responses are less than 100. N/A is shown where the base number of responses is less than 10 during the period. % is calculated as Quantity/Base number\*100

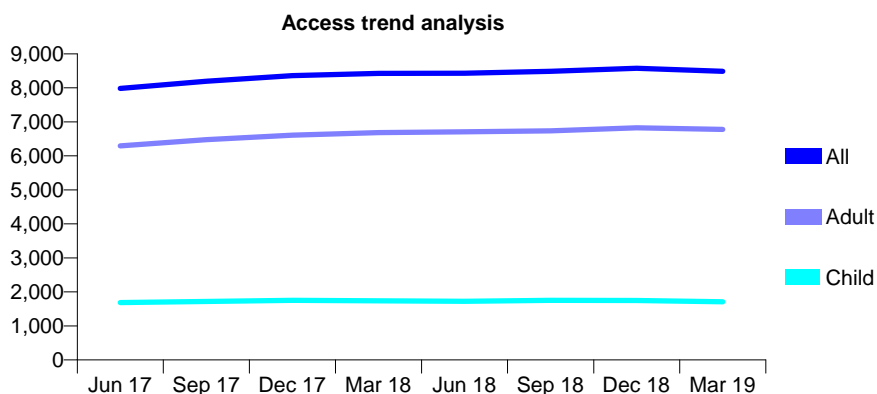
## Q47 - Vital Signs At a Glance Contract Report for 819786/0001 - Year end March 2019

Name or company name	MR CA TURNER
Contract type name	GDS Contract
Purpose of contract	General
Contract start date	01/10/2013
Contract end date	

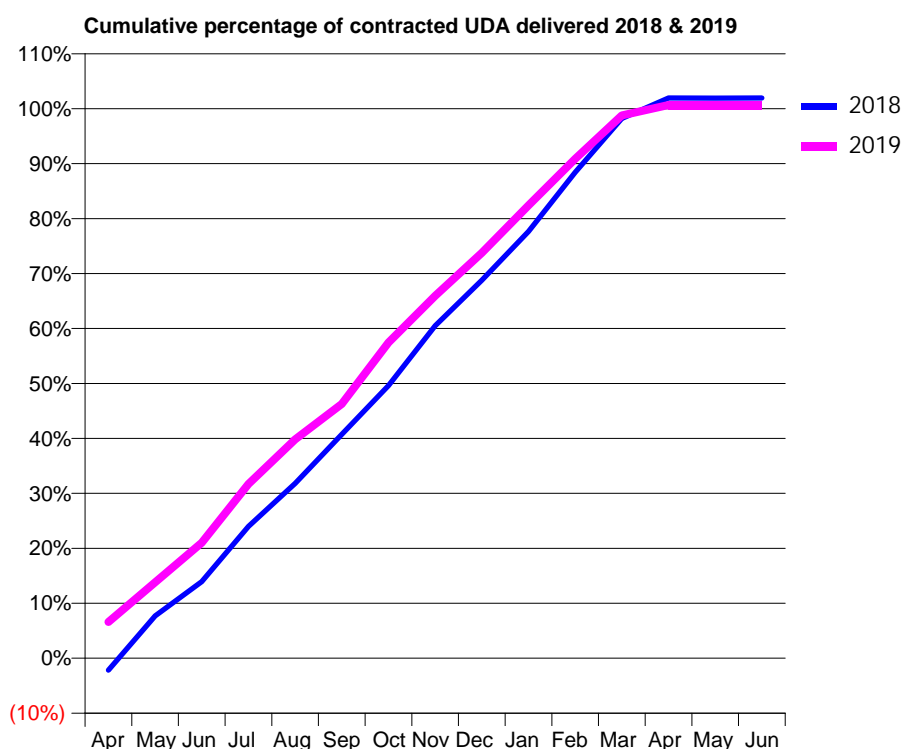
18/19 Contracted general activity (UDA)	22,621
Carry forward general activity (UDA)	-438
18/19 Contracted orthodontic activity (UOA)	0
Carry forward orthodontic activity (UOA)	0
Baseline contract value	£926,623.78

### ACCESS\*

Patients seen in 24 months	Total	Change since previous quarter
Quarter ending March 2018	8,426	
Quarter ending June 2018	8,431	→
Quarter ending September 2018	8,487	→
Quarter ending December 2018	8,574	→
Quarter ending March 2019	8,490	→
<b>Variance since March 2018</b>	<b>0.8%</b>	<b>→</b>



### ACTIVITY



Adjusted Scheduled Activity (UDA)		
Month	2018	2019
April	-499	1,540
May	1,744	3,238
June	3,152	4,918
July	5,424	7,424
August	7,199	9,329
September	9,212	10,836
October	11,222	13,457
November	13,685	15,444
December	15,552	17,274
January	17,571	19,297
February	20,001	21,282
March	22,218	23,136
April	23,056	23,576
May	23,055	23,577
June	23,059	23,580

### QUALITY

	Quantity	Base Number	Contract	AT	Region	England
% of FP17s for the same patient ID Re-attending within 3 months - Children	216	2,853	7.6%	12.0%	12.3%	11.8%
% of FP17s for the same patient ID Re-attending within 3 months - Adults	1,255	9,026	13.9%	15.3%	15.9%	15.7%
% of FP17s for the same patient ID Re-attending between 3 & 9 months - Children	2,103	2,853	73.7%	58.5%	60.2%	58.9%
% of FP17s for the same patient ID Re-attending between 3 & 9 months - Adults	4,109	9,026	45.5%	51.2%	53.0%	50.8%
% of FP17s for Band 1 Urgent Courses	1,100	11,686	9.4%	10.7%	9.1%	9.1%
% of FP17s Relating to Free Repair or Replacements	338	11,686	2.9%	0.9%	1.0%	0.8%
% of FP17s Relating to Continuations	88	11,686	0.8%	0.9%	1.0%	0.9%
% of Patients satisfied with the dentistry they have received	2	2	N/A	94.5%	93.2%	92.5%
% of Patients satisfied with the time they had to wait for an appointment	2	2	N/A	86.4%	88.1%	87.0%

\* This is based on patients treated on this contract for their most recent course of treatment.

Figures in italics indicate the base number of FP17s or Patient Questionnaire responses are less than 100. N/A is shown where the base number of responses is less than 10 during the period. % is calculated as Quantity/Base number\*100

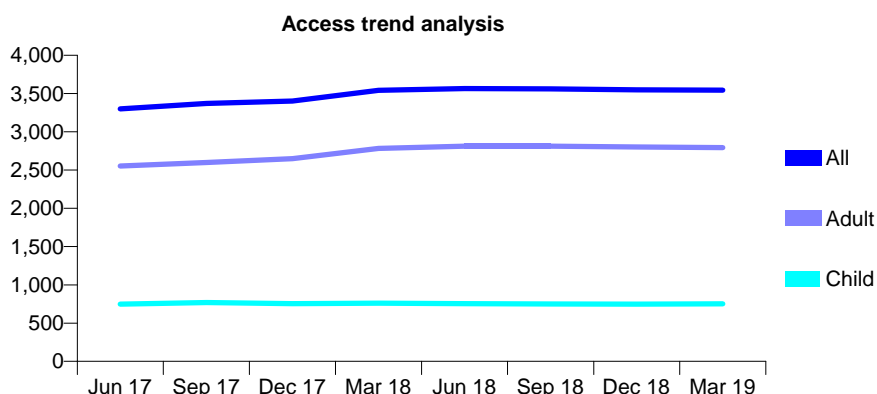
## Q47 - Vital Signs At a Glance Contract Report for 819964/0001 - Year end March 2019

Name or company name	MRS A KING
Contract type name	GDS Contract
Purpose of contract	General
Contract start date	01/04/2006
Contract end date	

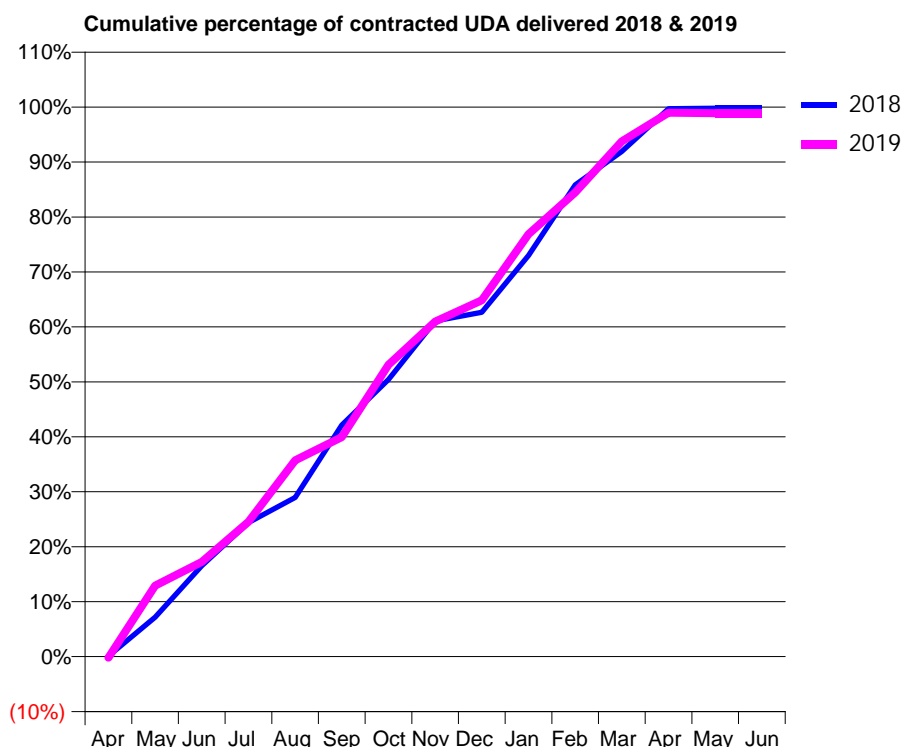
18/19 Contracted general activity (UDA)	10,098
Carry forward general activity (UDA)	20
18/19 Contracted orthodontic activity (UOA)	0
Carry forward orthodontic activity (UOA)	0
Baseline contract value	£295,511.85

### ACCESS\*

Patients seen in 24 months	Total	Change since previous quarter
Quarter ending March 2018	3,542	
Quarter ending June 2018	3,566	→
Quarter ending September 2018	3,562	→
Quarter ending December 2018	3,547	→
Quarter ending March 2019	3,545	→
<b>Variance since March 2018</b>	<b>0.1%</b>	<b>→</b>



### ACTIVITY



Adjusted Scheduled Activity (UDA)		
Month	2018	2019
April	10	-20
May	724	1,305
June	1,671	1,740
July	2,463	2,479
August	2,925	3,608
September	4,256	4,035
October	5,094	5,362
November	6,168	6,156
December	6,328	6,550
January	7,372	7,761
February	8,668	8,529
March	9,281	9,468
April	10,069	9,993
May	10,078	9,984
June	10,078	9,984

### QUALITY

	Quantity	Base Number	Contract	AT	Region	England
% of FP17s for the same patient ID Re-attending within 3 months - Children	69	1,302	5.3%	12.0%	12.3%	11.8%
% of FP17s for the same patient ID Re-attending within 3 months - Adults	663	5,073	13.1%	15.3%	15.9%	15.7%
% of FP17s for the same patient ID Re-attending between 3 & 9 months - Children	941	1,302	72.3%	58.5%	60.2%	58.9%
% of FP17s for the same patient ID Re-attending between 3 & 9 months - Adults	3,675	5,073	72.4%	51.2%	53.0%	50.8%
% of FP17s for Band 1 Urgent Courses	367	6,207	5.9%	10.7%	9.1%	9.1%
% of FP17s Relating to Free Repair or Replacements	56	6,207	0.9%	0.9%	1.0%	0.8%
% of FP17s Relating to Continuations	88	6,207	1.4%	0.9%	1.0%	0.9%
% of Patients satisfied with the dentistry they have received	23	25	92.0%	94.5%	93.2%	92.5%
% of Patients satisfied with the time they had to wait for an appointment	21	25	84.0%	86.4%	88.1%	87.0%

\* This is based on patients treated on this contract for their most recent course of treatment.  
 Figures in *italics* indicate the base number of FP17s or Patient Questionnaire responses are less than 100. N/A is shown where the base number of responses is less than 10 during the period. % is calculated as Quantity/Base number\*100

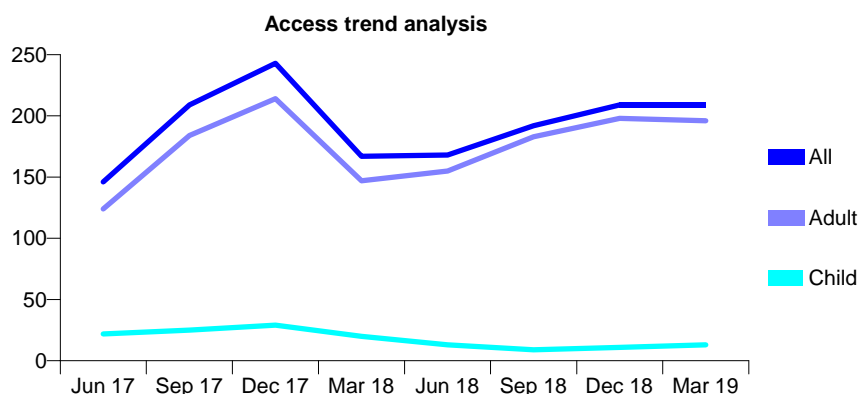
## Q47 - Vital Signs At a Glance Contract Report for 819964/0003 - Year end March 2019

Name or company name	MRS A KING
Contract type name	GDS Contract
Purpose of contract	General
Contract start date	01/04/2013
Contract end date	

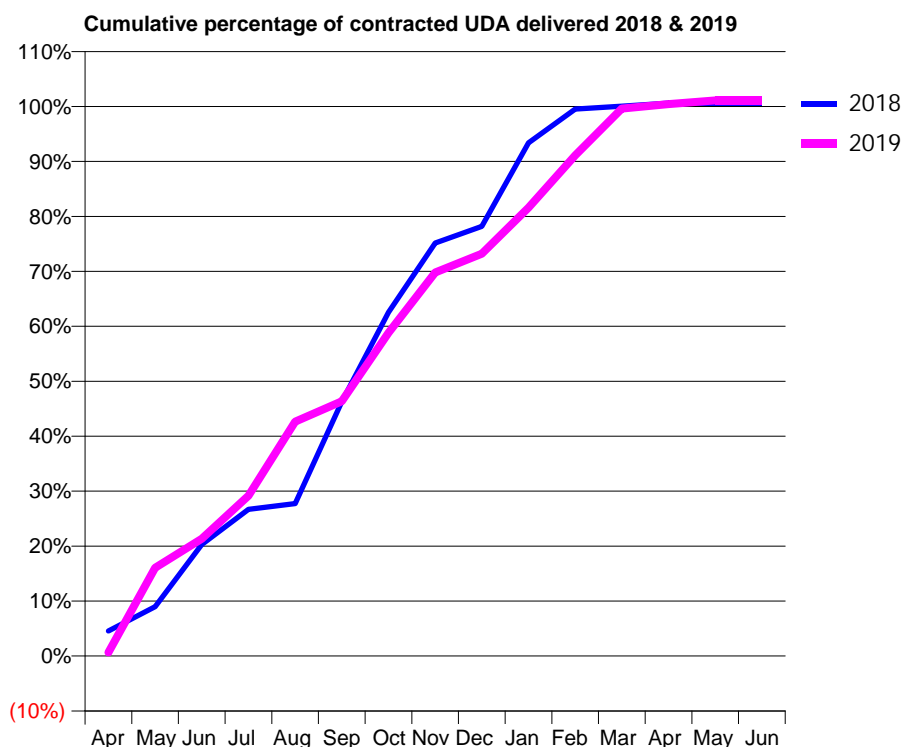
18/19 Contracted general activity (UDA)	594
Carry forward general activity (UDA)	-4
18/19 Contracted orthodontic activity (UOA)	0
Carry forward orthodontic activity (UOA)	0
Baseline contract value	£57,913.66

### ACCESS\*

Patients seen in 24 months	Total	Change since previous quarter
Quarter ending March 2018	167	
Quarter ending June 2018	168	→
Quarter ending September 2018	192	↑
Quarter ending December 2018	209	↑
Quarter ending March 2019	209	→
<b>Variance since March 2018</b>	<b>25.1%</b>	<b>↑</b>



### ACTIVITY



Adjusted Scheduled Activity (UDA)		
Month	2018	2019
April	27	4
May	53	95
June	120	127
July	159	173
August	165	253
September	275	275
October	372	349
November	446	415
December	464	435
January	555	485
February	591	541
March	594	592
April	598	597
May	598	601
June	598	601

### QUALITY

	Quantity	Base Number	Contract	AT	Region	England
% of FP17s for the same patient ID Re-attending within 3 months - Children	0	14	0.0%	12.0%	12.3%	11.8%
% of FP17s for the same patient ID Re-attending within 3 months - Adults	29	325	8.9%	15.3%	15.9%	15.7%
% of FP17s for the same patient ID Re-attending between 3 & 9 months - Children	3	14	21.4%	58.5%	60.2%	58.9%
% of FP17s for the same patient ID Re-attending between 3 & 9 months - Adults	150	325	46.2%	51.2%	53.0%	50.8%
% of FP17s for Band 1 Urgent Courses	23	340	6.8%	10.7%	9.1%	9.1%
% of FP17s Relating to Free Repair or Replacements	1	340	0.3%	0.9%	1.0%	0.8%
% of FP17s Relating to Continuations	2	340	0.6%	0.9%	1.0%	0.9%
% of Patients satisfied with the dentistry they have received	2	2	N/A	94.5%	93.2%	92.5%
% of Patients satisfied with the time they had to wait for an appointment	2	2	N/A	86.4%	88.1%	87.0%

\* This is based on patients treated on this contract for their most recent course of treatment.

Figures in italics indicate the base number of FP17s or Patient Questionnaire responses are less than 100. N/A is shown where the base number of responses is less than 10 during the period. % is calculated as Quantity/Base number\*100



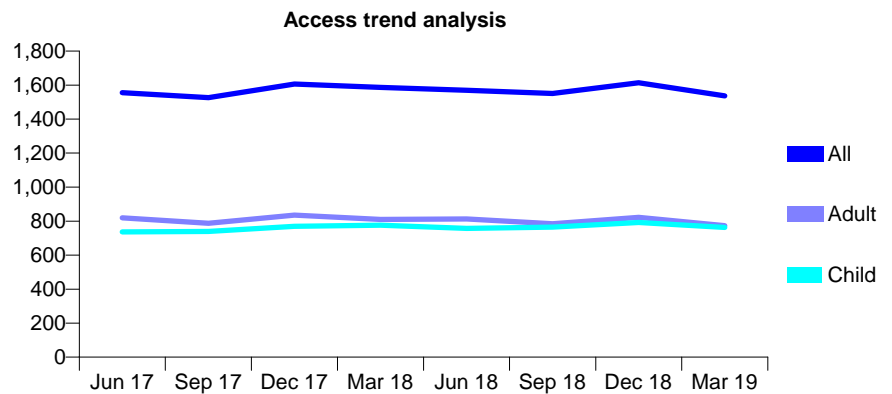
## Q47 - Vital Signs At a Glance Contract Report for 821969/0003 - Year end March 2019

Name or company name	MRS H BURNS
Contract type name	GDS Contract
Purpose of contract	General
Contract start date	04/05/2009
Contract end date	

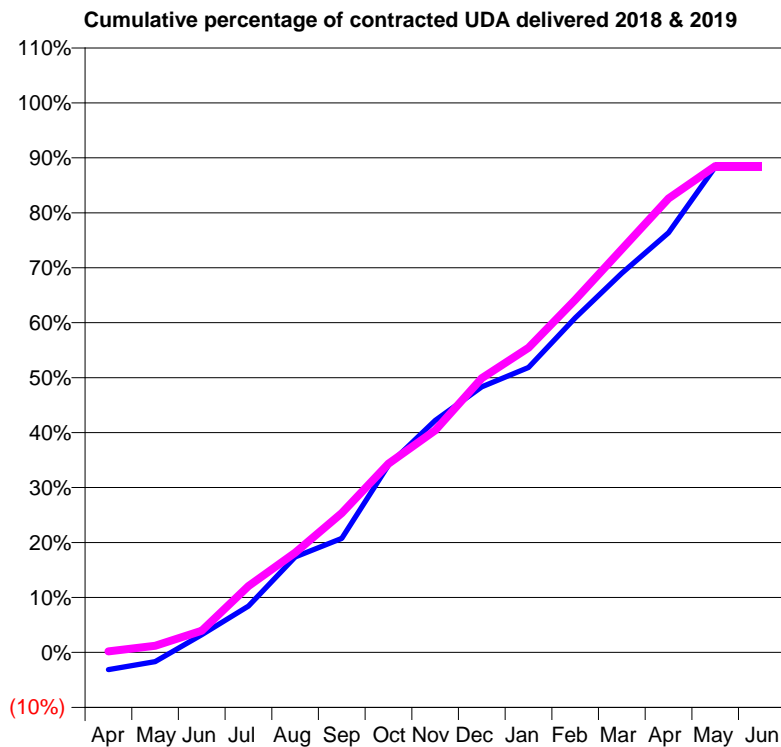
18/19 Contracted general activity (UDA)	6,025
Carry forward general activity (UDA)	0
18/19 Contracted orthodontic activity (UOA)	0
Carry forward orthodontic activity (UOA)	0
Baseline contract value	£113,202.87

### ACCESS\*

Patients seen in 24 months	Total	Change since previous quarter
Quarter ending March 2018	1,586	
Quarter ending June 2018	1,570	↓
Quarter ending September 2018	1,550	↓
Quarter ending December 2018	1,614	↑
Quarter ending March 2019	1,536	↓
<b>Variance since March 2018</b>	<b>(3.2%)</b>	<b>↓</b>



### ACTIVITY



Adjusted Scheduled Activity (UDA)		
Month	2018	2019
April	-190	12
May	-102	74
June	194	238
July	508	727
August	1,046	1,094
September	1,251	1,527
October	2,053	2,069
November	2,543	2,436
December	2,911	3,007
January	3,123	3,341
February	3,668	3,866
March	4,157	4,421
April	4,601	4,977
May	5,323	5,331
June	5,323	5,332

### QUALITY

	Quantity	Base Number	Contract	AT	Region	England
% of FP17s for the same patient ID Re-attending within 3 months - Children	26	899	2.9%	12.0%	12.3%	11.8%
% of FP17s for the same patient ID Re-attending within 3 months - Adults	63	758	8.3%	15.3%	15.9%	15.7%
% of FP17s for the same patient ID Re-attending between 3 & 9 months - Children	454	899	50.5%	58.5%	60.2%	58.9%
% of FP17s for the same patient ID Re-attending between 3 & 9 months - Adults	290	758	38.3%	51.2%	53.0%	50.8%
% of FP17s for Band 1 Urgent Courses	27	1,593	1.7%	10.7%	9.1%	9.1%
% of FP17s Relating to Free Repair or Replacements	0	1,593	0.0%	0.9%	1.0%	0.8%
% of FP17s Relating to Continuations	0	1,593	0.0%	0.9%	1.0%	0.9%
% of Patients satisfied with the dentistry they have received	0	0	N/A	94.5%	93.2%	92.5%
% of Patients satisfied with the time they had to wait for an appointment	0	0	N/A	86.4%	88.1%	87.0%

\* This is based on patients treated on this contract for their most recent course of treatment. Figures in italics indicate the base number of FP17s or Patient Questionnaire responses are less than 100. N/A is shown where the base number of responses is less than 10 during the period. % is calculated as Quantity/Base number\*100

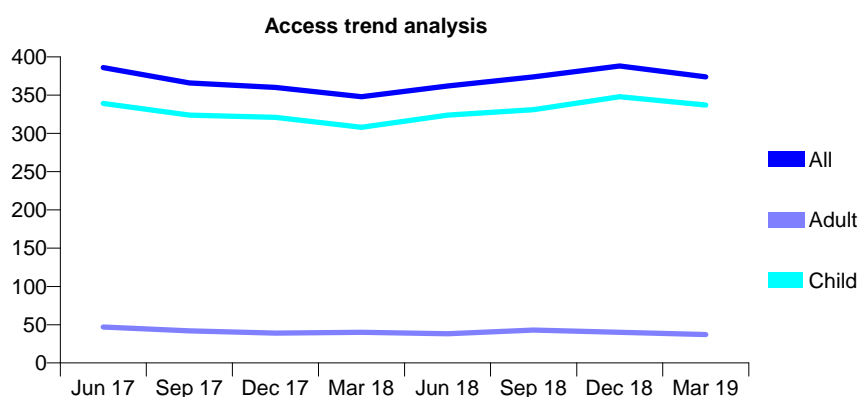
## Q47 - Vital Signs At a Glance Contract Report for 826693/0001 - Year end March 2019

Name or company name	MR JR MCHUGH
Contract type name	GDS Contract
Purpose of contract	General
Contract start date	01/04/2006
Contract end date	

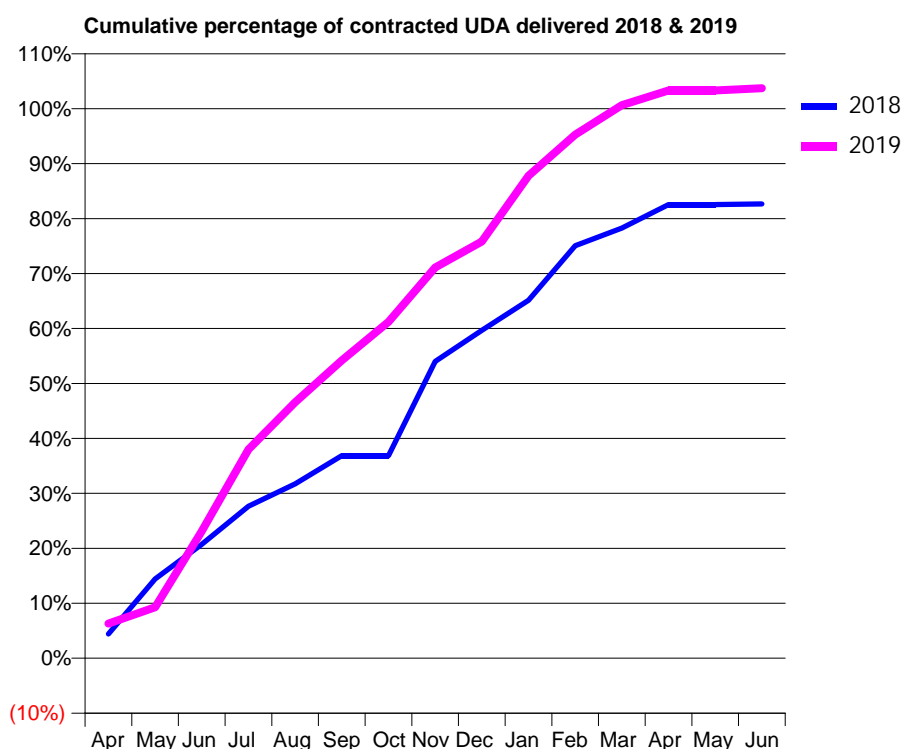
18/19 Contracted general activity (UDA)	750
Carry forward general activity (UDA)	0
18/19 Contracted orthodontic activity (UOA)	0
Carry forward orthodontic activity (UOA)	0
Baseline contract value	£18,966.31

### ACCESS\*

Patients seen in 24 months	Total	Change since previous quarter
Quarter ending March 2018	348	
Quarter ending June 2018	362	↑
Quarter ending September 2018	374	↑
Quarter ending December 2018	388	↑
Quarter ending March 2019	374	↓
<b>Variance since March 2018</b>	<b>7.5%</b>	<b>↑</b>



### ACTIVITY



Adjusted Scheduled Activity (UDA)		
Month	2018	2019
April	33	47
May	108	70
June	156	173
July	207	285
August	238	349
September	276	406
October	276	459
November	405	533
December	447	569
January	488	658
February	563	715
March	587	755
April	619	775
May	619	775
June	620	778

### QUALITY

	Quantity	Base Number	Contract	AT	Region	England
% of FP17s for the same patient ID Re-attending within 3 months - Children	41	590	6.9%	12.0%	12.3%	11.8%
% of FP17s for the same patient ID Re-attending within 3 months - Adults	0	0	N/A	15.3%	15.9%	15.7%
% of FP17s for the same patient ID Re-attending between 3 & 9 months - Children	382	590	64.7%	58.5%	60.2%	58.9%
% of FP17s for the same patient ID Re-attending between 3 & 9 months - Adults	0	0	N/A	51.2%	53.0%	50.8%
% of FP17s for Band 1 Urgent Courses	24	580	4.1%	10.7%	9.1%	9.1%
% of FP17s Relating to Free Repair or Replacements	0	580	0.0%	0.9%	1.0%	0.8%
% of FP17s Relating to Continuations	0	580	0.0%	0.9%	1.0%	0.9%
% of Patients satisfied with the dentistry they have received	0	0	N/A	94.5%	93.2%	92.5%
% of Patients satisfied with the time they had to wait for an appointment	0	0	N/A	86.4%	88.1%	87.0%

\* This is based on patients treated on this contract for their most recent course of treatment. Figures in italics indicate the base number of FP17s or Patient Questionnaire responses are less than 100. N/A is shown where the base number of responses is less than 10 during the period. % is calculated as Quantity/Base number\*100

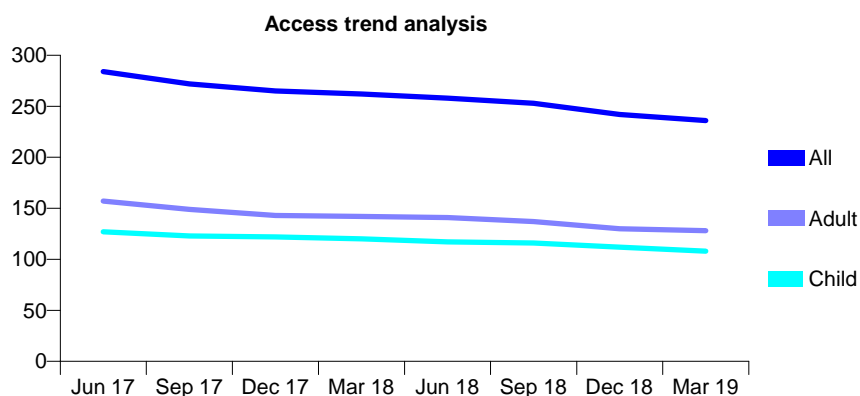
## Q47 - Vital Signs At a Glance Contract Report for 836257/0001 - Year end March 2019

Name or company name	MR TA KANJOO
Contract type name	GDS Contract
Purpose of contract	General
Contract start date	01/04/2006
Contract end date	

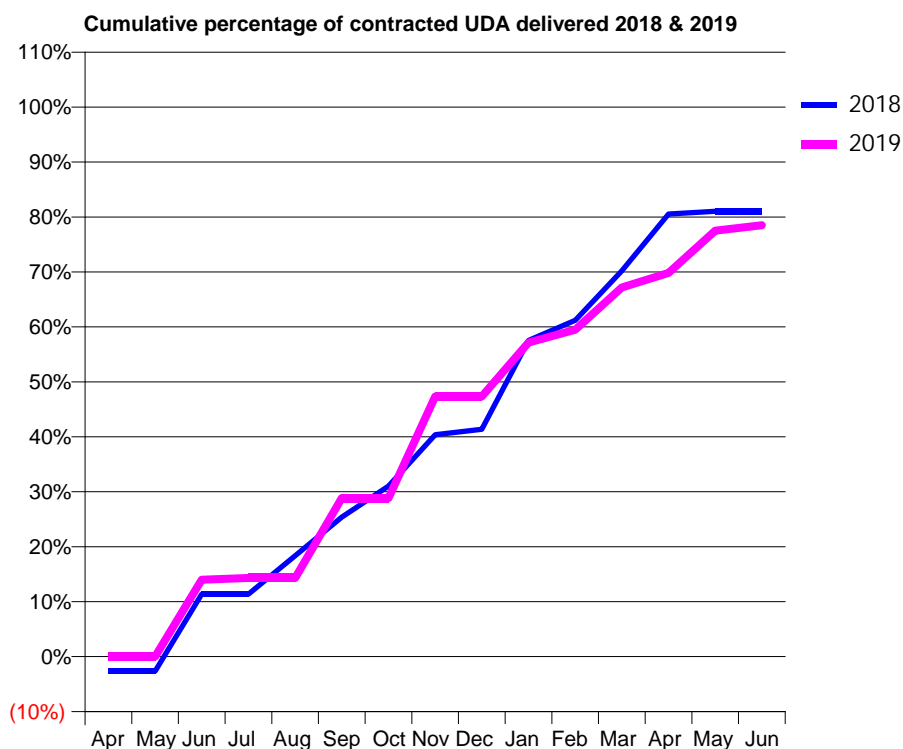
18/19 Contracted general activity (UDA)	600
Carry forward general activity (UDA)	0
18/19 Contracted orthodontic activity (UOA)	0
Carry forward orthodontic activity (UOA)	0
Baseline contract value	£14,591.89

### ACCESS\*

Patients seen in 24 months	Total	Change since previous quarter
Quarter ending March 2018	262	
Quarter ending June 2018	258	↓
Quarter ending September 2018	253	↓
Quarter ending December 2018	242	↓
Quarter ending March 2019	236	↓
<b>Variance since March 2018</b>	<b>(9.9%)</b>	<b>↓</b>



### ACTIVITY



Adjusted Scheduled Activity (UDA)		
Month	2018	2019
April	-16	0
May	-16	0
June	68	84
July	68	86
August	110	86
September	152	173
October	186	173
November	242	284
December	248	284
January	345	343
February	367	357
March	421	403
April	483	419
May	486	465
June	486	471

### QUALITY

	Quantity	Base Number	Contract	AT	Region	England
% of FP17s for the same patient ID Re-attending within 3 months - Children	7	129	5.4%	12.0%	12.3%	11.8%
% of FP17s for the same patient ID Re-attending within 3 months - Adults	9	145	6.2%	15.3%	15.9%	15.7%
% of FP17s for the same patient ID Re-attending between 3 & 9 months - Children	73	129	56.6%	58.5%	60.2%	58.9%
% of FP17s for the same patient ID Re-attending between 3 & 9 months - Adults	83	145	57.2%	51.2%	53.0%	50.8%
% of FP17s for Band 1 Urgent Courses	0	284	0.0%	10.7%	9.1%	9.1%
% of FP17s Relating to Free Repair or Replacements	0	284	0.0%	0.9%	1.0%	0.8%
% of FP17s Relating to Continuations	0	284	0.0%	0.9%	1.0%	0.9%
% of Patients satisfied with the dentistry they have received	0	0	N/A	94.5%	93.2%	92.5%
% of Patients satisfied with the time they had to wait for an appointment	0	0	N/A	86.4%	88.1%	87.0%

\* This is based on patients treated on this contract for their most recent course of treatment.  
 Figures in *italics* indicate the base number of FP17s or Patient Questionnaire responses are less than 100. N/A is shown where the base number of responses is less than 10 during the period. % is calculated as Quantity/Base number\*100

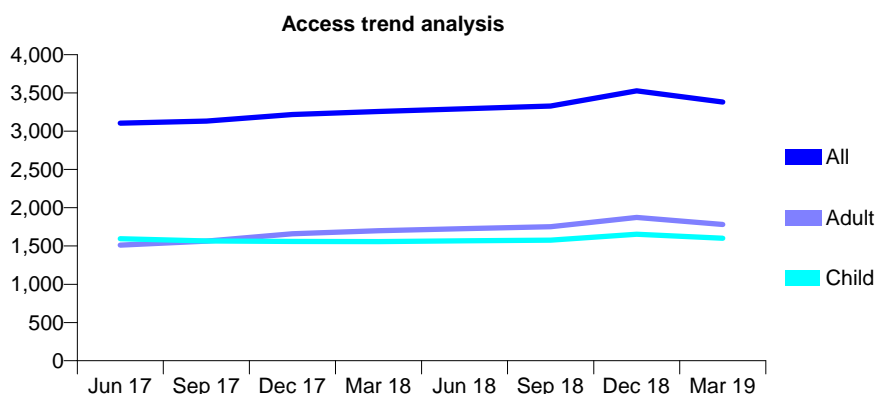
## Q47 - Vital Signs At a Glance Contract Report for 842540/0006 - Year end March 2019

Name or company name	MISS JS PRASAD
Contract type name	GDS Contract
Purpose of contract	General
Contract start date	01/04/2014
Contract end date	

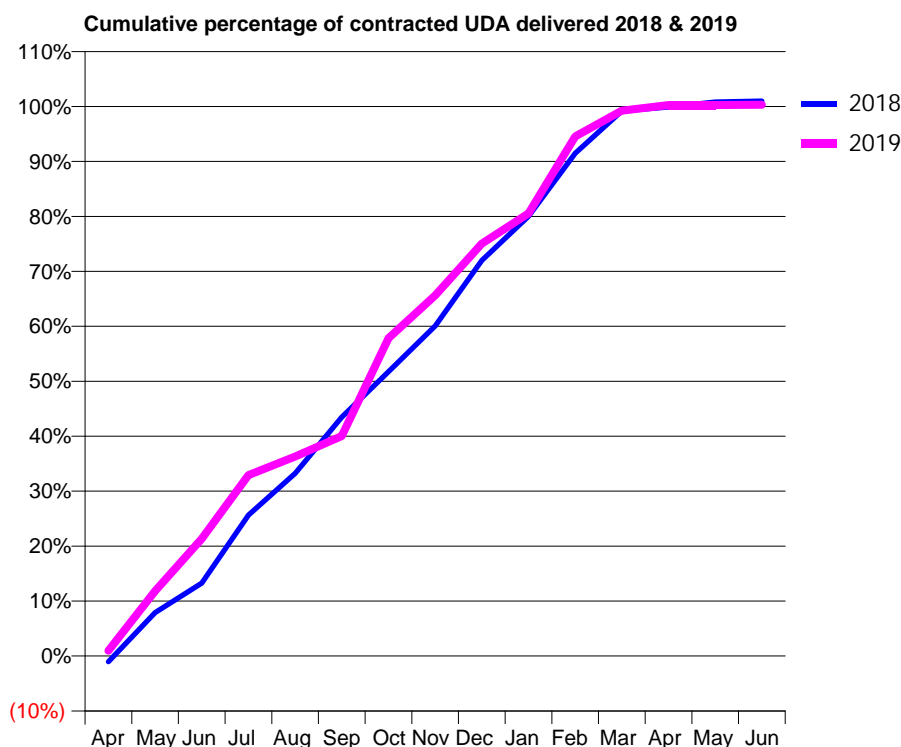
18/19 Contracted general activity (UDA)	11,007
Carry forward general activity (UDA)	-109
18/19 Contracted orthodontic activity (UOA)	0
Carry forward orthodontic activity (UOA)	0
Baseline contract value	£289,446.80

### ACCESS\*

Patients seen in 24 months	Total	Change since previous quarter
Quarter ending March 2018	3,257	
Quarter ending June 2018	3,293	→
Quarter ending September 2018	3,328	→
Quarter ending December 2018	3,526	↑
Quarter ending March 2019	3,380	↓
<b>Variance since March 2018</b>	<b>3.8%</b>	<b>↑</b>



### ACTIVITY



Adjusted Scheduled Activity (UDA)		
Month	2018	2019
April	-117	109
May	873	1,306
June	1,459	2,349
July	2,823	3,622
August	3,661	3,994
September	4,785	4,407
October	5,696	6,364
November	6,613	7,223
December	7,924	8,258
January	8,807	8,864
February	10,068	10,405
March	10,916	10,923
April	10,994	11,035
May	11,093	11,035
June	11,116	11,040

### QUALITY

	Quantity	Base Number	Contract	AT	Region	England
% of FP17s for the same patient ID Re-attending within 3 months - Children	421	2,898	14.5%	12.0%	12.3%	11.8%
% of FP17s for the same patient ID Re-attending within 3 months - Adults	530	2,463	21.5%	15.3%	15.9%	15.7%
% of FP17s for the same patient ID Re-attending between 3 & 9 months - Children	1,815	2,898	62.6%	58.5%	60.2%	58.9%
% of FP17s for the same patient ID Re-attending between 3 & 9 months - Adults	1,303	2,463	52.9%	51.2%	53.0%	50.8%
% of FP17s for Band 1 Urgent Courses	230	5,292	4.3%	10.7%	9.1%	9.1%
% of FP17s Relating to Free Repair or Replacements	8	5,292	0.2%	0.9%	1.0%	0.8%
% of FP17s Relating to Continuations	2	5,292	0.0%	0.9%	1.0%	0.9%
% of Patients satisfied with the dentistry they have received	1	1	N/A	94.5%	93.2%	92.5%
% of Patients satisfied with the time they had to wait for an appointment	1	1	N/A	86.4%	88.1%	87.0%

\* This is based on patients treated on this contract for their most recent course of treatment.

Figures in italics indicate the base number of FP17s or Patient Questionnaire responses are less than 100. N/A is shown where the base number of responses is less than 10 during the period. % is calculated as Quantity/Base number\*100

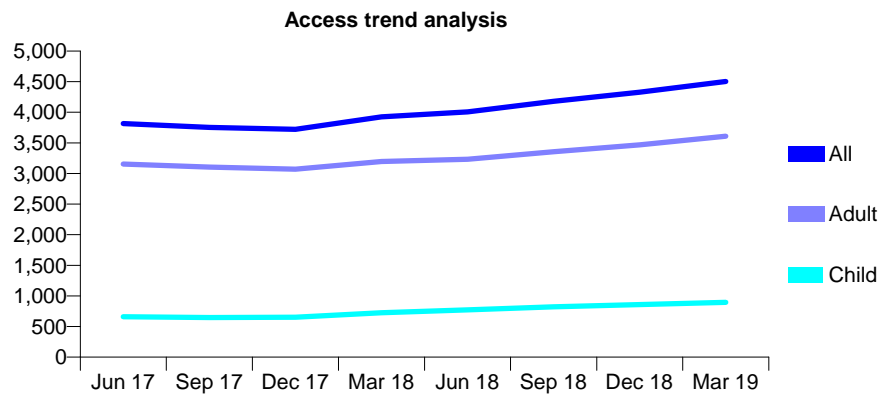
## Q47 - Vital Signs At a Glance Contract Report for 865087/0001 - Year end March 2019

Name or company name	Mr Imran Ahmed
Contract type name	GDS Contract
Purpose of contract	General
Contract start date	01/11/2013
Contract end date	

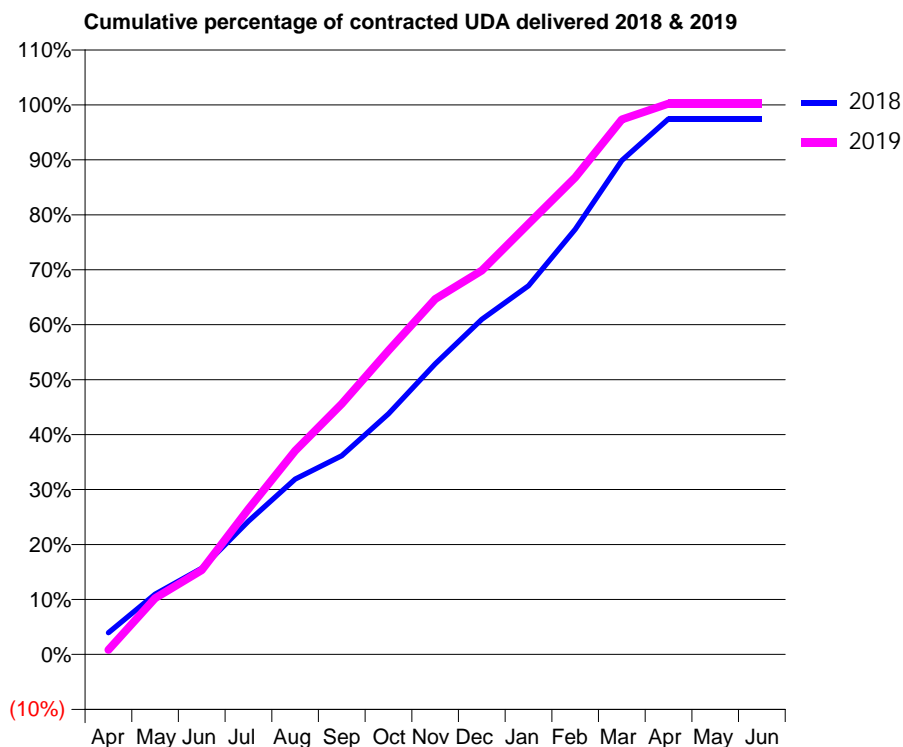
18/19 Contracted general activity (UDA)	15,000
Carry forward general activity (UDA)	382
18/19 Contracted orthodontic activity (UOA)	0
Carry forward orthodontic activity (UOA)	0
Baseline contract value	£422,611.38

### ACCESS\*

Patients seen in 24 months	Total	Change since previous quarter
Quarter ending March 2018	3,925	
Quarter ending June 2018	4,005	↑
Quarter ending September 2018	4,179	↑
Quarter ending December 2018	4,327	↑
Quarter ending March 2019	4,505	↑
<b>Variance since March 2018</b>	<b>14.8%</b>	<b>↑</b>



### ACTIVITY



Adjusted Scheduled Activity (UDA)		
Month	2018	2019
April	591	125
May	1,645	1,534
June	2,352	2,302
July	3,638	3,971
August	4,787	5,560
September	5,420	6,838
October	6,568	8,294
November	7,932	9,698
December	9,145	10,479
January	10,063	11,750
February	11,606	13,017
March	13,483	14,601
April	14,616	15,030
May	14,618	15,036
June	14,618	15,036

### QUALITY

	Quantity	Base Number	Contract	AT	Region	England
% of FP17s for the same patient ID Re-attending within 3 months - Children	95	1,499	6.3%	12.0%	12.3%	11.8%
% of FP17s for the same patient ID Re-attending within 3 months - Adults	723	5,606	12.9%	15.3%	15.9%	15.7%
% of FP17s for the same patient ID Re-attending between 3 & 9 months - Children	949	1,499	63.3%	58.5%	60.2%	58.9%
% of FP17s for the same patient ID Re-attending between 3 & 9 months - Adults	3,354	5,606	59.8%	51.2%	53.0%	50.8%
% of FP17s for Band 1 Urgent Courses	352	7,055	5.0%	10.7%	9.1%	9.1%
% of FP17s Relating to Free Repair or Replacements	67	7,055	0.9%	0.9%	1.0%	0.8%
% of FP17s Relating to Continuations	64	7,055	0.9%	0.9%	1.0%	0.9%
% of Patients satisfied with the dentistry they have received	1	1	N/A	94.5%	93.2%	92.5%
% of Patients satisfied with the time they had to wait for an appointment	1	1	N/A	86.4%	88.1%	87.0%

\* This is based on patients treated on this contract for their most recent course of treatment.

Figures in italics indicate the base number of FP17s or Patient Questionnaire responses are less than 100. N/A is shown where the base number of responses is less than 10 during the period. % is calculated as Quantity/Base number\*100

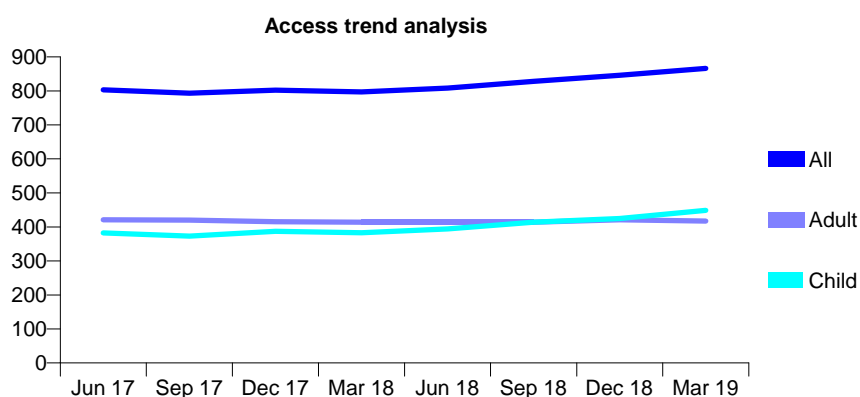
## Q47 - Vital Signs At a Glance Contract Report for 908851/0002 - Year end March 2019

Name or company name	Mrs Sima Kothiwala
Contract type name	GDS Contract
Purpose of contract	General
Contract start date	02/06/2009
Contract end date	

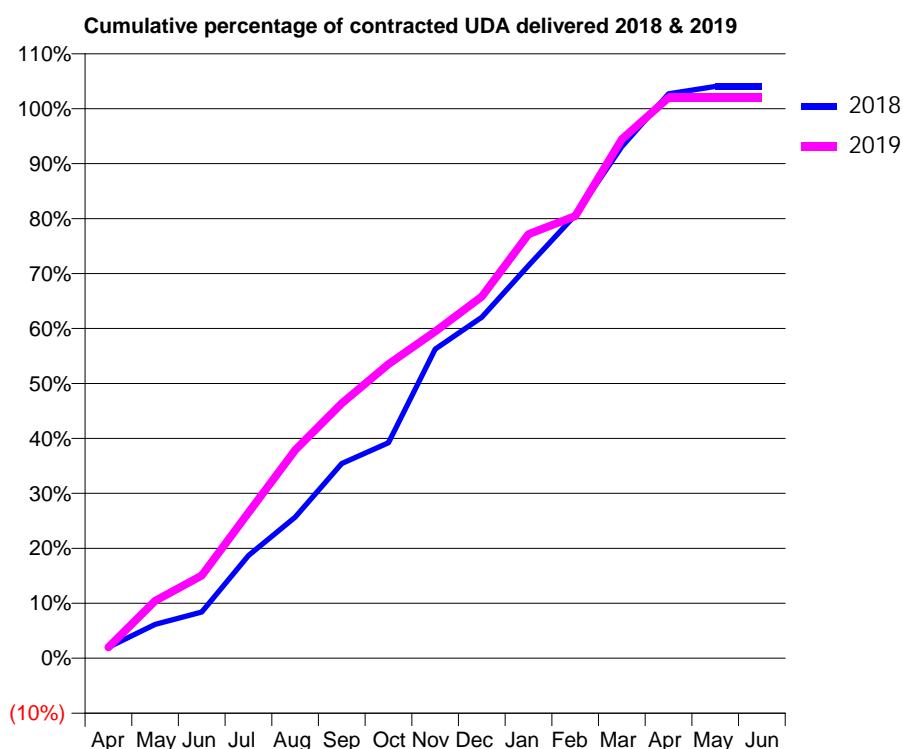
18/19 Contracted general activity (UDA)	3,550
Carry forward general activity (UDA)	-71
18/19 Contracted orthodontic activity (UOA)	0
Carry forward orthodontic activity (UOA)	0
Baseline contract value	£104,907.05

### ACCESS\*

Patients seen in 24 months	Total	Change since previous quarter
Quarter ending March 2018	797	
Quarter ending June 2018	808	→
Quarter ending September 2018	828	↑
Quarter ending December 2018	846	↑
Quarter ending March 2019	866	↑
<b>Variance since March 2018</b>	<b>8.7%</b>	<b>↑</b>



### ACTIVITY



Adjusted Scheduled Activity (UDA)		
Month	2018	2019
April	71	71
May	219	371
June	298	533
July	664	941
August	911	1,344
September	1,257	1,647
October	1,392	1,900
November	1,998	2,110
December	2,202	2,336
January	2,537	2,739
February	2,862	2,856
March	3,305	3,353
April	3,646	3,621
May	3,694	3,621
June	3,694	3,621

### QUALITY

	Quantity	Base Number	Contract	AT	Region	England
% of FP17s for the same patient ID Re-attending within 3 months - Children	37	614	6.0%	12.0%	12.3%	11.8%
% of FP17s for the same patient ID Re-attending within 3 months - Adults	135	571	23.6%	15.3%	15.9%	15.7%
% of FP17s for the same patient ID Re-attending between 3 & 9 months - Children	344	614	56.0%	58.5%	60.2%	58.9%
% of FP17s for the same patient ID Re-attending between 3 & 9 months - Adults	267	571	46.8%	51.2%	53.0%	50.8%
% of FP17s for Band 1 Urgent Courses	52	1,171	4.4%	10.7%	9.1%	9.1%
% of FP17s Relating to Free Repair or Replacements	3	1,171	0.3%	0.9%	1.0%	0.8%
% of FP17s Relating to Continuations	12	1,171	1.0%	0.9%	1.0%	0.9%
% of Patients satisfied with the dentistry they have received	0	0	N/A	94.5%	93.2%	92.5%
% of Patients satisfied with the time they had to wait for an appointment	0	0	N/A	86.4%	88.1%	87.0%

\* This is based on patients treated on this contract for their most recent course of treatment.

Figures in italics indicate the base number of FP17s or Patient Questionnaire responses are less than 100. N/A is shown where the base number of responses is less than 10 during the period. % is calculated as Quantity/Base number\*100

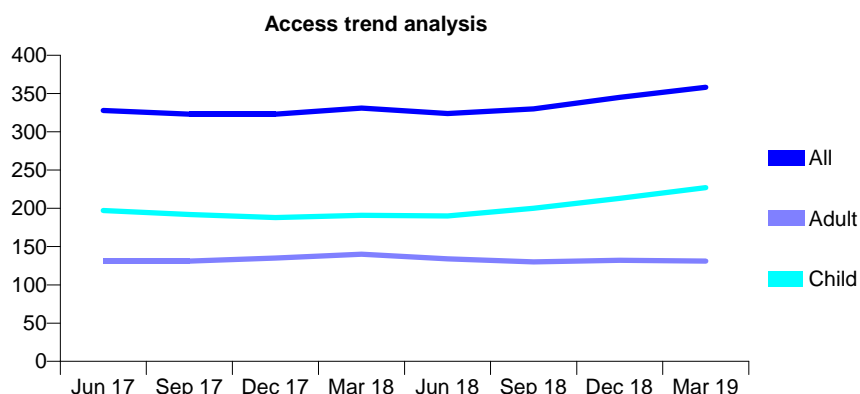
## Q47 - Vital Signs At a Glance Contract Report for 911461/0001 - Year end March 2019

Name or company name	MISS GM LAWSON
Contract type name	GDS Contract
Purpose of contract	General
Contract start date	01/04/2006
Contract end date	

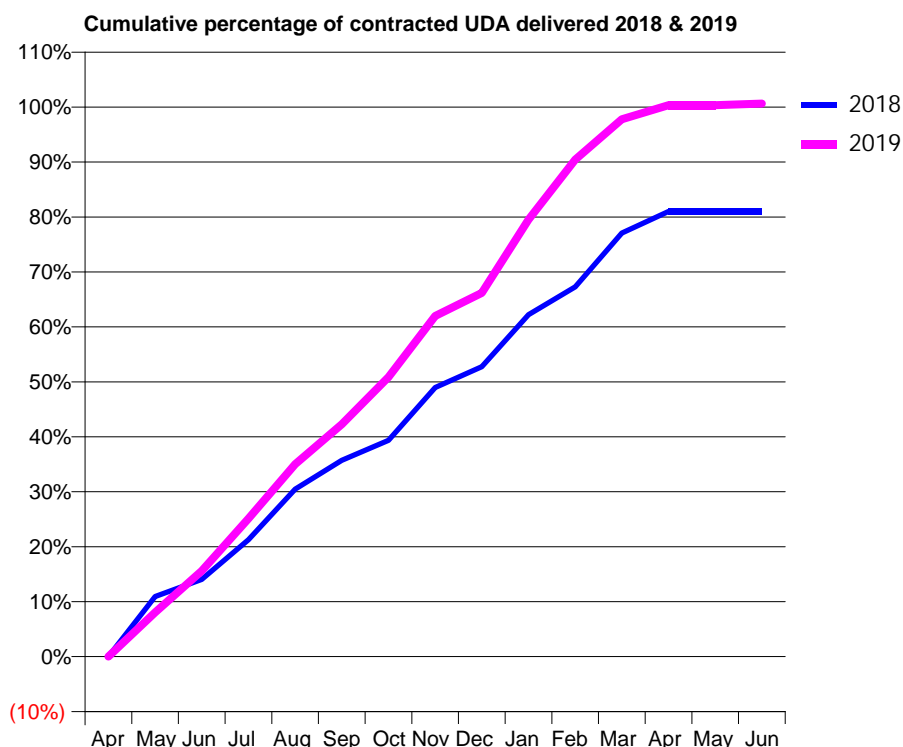
18/19 Contracted general activity (UDA)	1,000
Carry forward general activity (UDA)	0
18/19 Contracted orthodontic activity (UOA)	0
Carry forward orthodontic activity (UOA)	0
Baseline contract value	£22,690.91

### ACCESS\*

Patients seen in 24 months	Total	Change since previous quarter
Quarter ending March 2018	331	
Quarter ending June 2018	324	↓
Quarter ending September 2018	330	→
Quarter ending December 2018	345	↑
Quarter ending March 2019	358	↑
<b>Variance since March 2018</b>	<b>8.2%</b>	<b>↑</b>



### ACTIVITY



Adjusted Scheduled Activity (UDA)		
Month	2018	2019
April	0	0
May	109	81
June	141	156
July	213	251
August	305	350
September	357	423
October	393	509
November	490	620
December	528	662
January	622	795
February	673	904
March	771	978
April	810	1,003
May	810	1,003
June	810	1,006

### QUALITY

	Quantity	Base Number	Contract	AT	Region	England
% of FP17s for the same patient ID Re-attending within 3 months - Children	72	470	15.3%	12.0%	12.3%	11.8%
% of FP17s for the same patient ID Re-attending within 3 months - Adults	25	174	14.4%	15.3%	15.9%	15.7%
% of FP17s for the same patient ID Re-attending between 3 & 9 months - Children	280	470	59.6%	58.5%	60.2%	58.9%
% of FP17s for the same patient ID Re-attending between 3 & 9 months - Adults	94	174	54.0%	51.2%	53.0%	50.8%
% of FP17s for Band 1 Urgent Courses	21	637	3.3%	10.7%	9.1%	9.1%
% of FP17s Relating to Free Repair or Replacements	2	637	0.3%	0.9%	1.0%	0.8%
% of FP17s Relating to Continuations	13	637	2.0%	0.9%	1.0%	0.9%
% of Patients satisfied with the dentistry they have received	0	0	N/A	94.5%	93.2%	92.5%
% of Patients satisfied with the time they had to wait for an appointment	0	0	N/A	86.4%	88.1%	87.0%

\* This is based on patients treated on this contract for their most recent course of treatment.  
 Figures in *italics* indicate the base number of FP17s or Patient Questionnaire responses are less than 100. N/A is shown where the base number of responses is less than 10 during the period. % is calculated as Quantity/Base number\*100



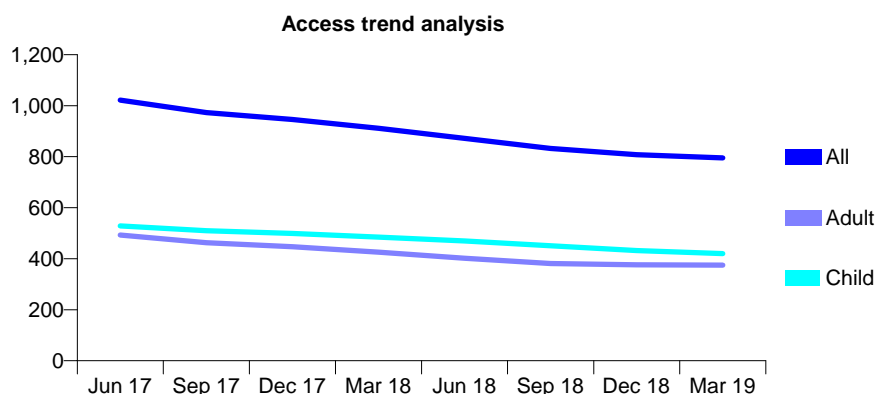
## Q47 - Vital Signs At a Glance Contract Report for 913529/0002 - Year end March 2019

Name or company name	Peter Thompson and Pui-Ling Tsoi
Contract type name	GDS Contract
Purpose of contract	General
Contract start date	01/12/2011
Contract end date	

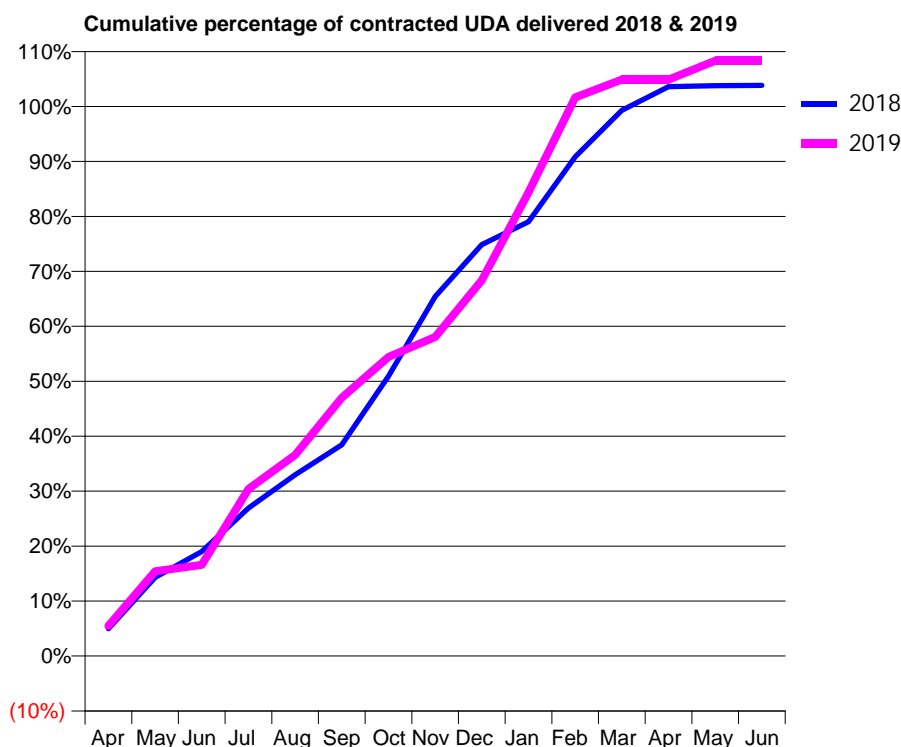
18/19 Contracted general activity (UDA)	2,500
Carry forward general activity (UDA)	-50
18/19 Contracted orthodontic activity (UOA)	0
Carry forward orthodontic activity (UOA)	0
Baseline contract value	£73,879.57

### ACCESS\*

Patients seen in 24 months	Total	Change since previous quarter
Quarter ending March 2018	911	
Quarter ending June 2018	872	↓
Quarter ending September 2018	832	↓
Quarter ending December 2018	808	↓
Quarter ending March 2019	795	↓
<b>Variance since March 2018</b>	<b>(12.7%)</b>	<b>↓</b>



### ACTIVITY



Adjusted Scheduled Activity (UDA)		
Month	2018	2019
April	124	137
May	357	386
June	475	415
July	673	760
August	825	914
September	960	1,175
October	1,273	1,360
November	1,635	1,451
December	1,871	1,709
January	1,976	2,110
February	2,271	2,541
March	2,482	2,623
April	2,590	2,623
May	2,594	2,708
June	2,595	2,708

### QUALITY

	Quantity	Base Number	Contract	AT	Region	England
% of FP17s for the same patient ID Re-attending within 3 months - Children	59	691	8.5%	12.0%	12.3%	11.8%
% of FP17s for the same patient ID Re-attending within 3 months - Adults	84	559	15.0%	15.3%	15.9%	15.7%
% of FP17s for the same patient ID Re-attending between 3 & 9 months - Children	465	691	67.3%	58.5%	60.2%	58.9%
% of FP17s for the same patient ID Re-attending between 3 & 9 months - Adults	384	559	68.7%	51.2%	53.0%	50.8%
% of FP17s for Band 1 Urgent Courses	35	1,207	2.9%	10.7%	9.1%	9.1%
% of FP17s Relating to Free Repair or Replacements	15	1,207	1.2%	0.9%	1.0%	0.8%
% of FP17s Relating to Continuations	1	1,207	0.1%	0.9%	1.0%	0.9%
% of Patients satisfied with the dentistry they have received	0	0	N/A	94.5%	93.2%	92.5%
% of Patients satisfied with the time they had to wait for an appointment	0	0	N/A	86.4%	88.1%	87.0%

\* This is based on patients treated on this contract for their most recent course of treatment.

Figures in italics indicate the base number of FP17s or Patient Questionnaire responses are less than 100. N/A is shown where the base number of responses is less than 10 during the period. % is calculated as Quantity/Base number\*100

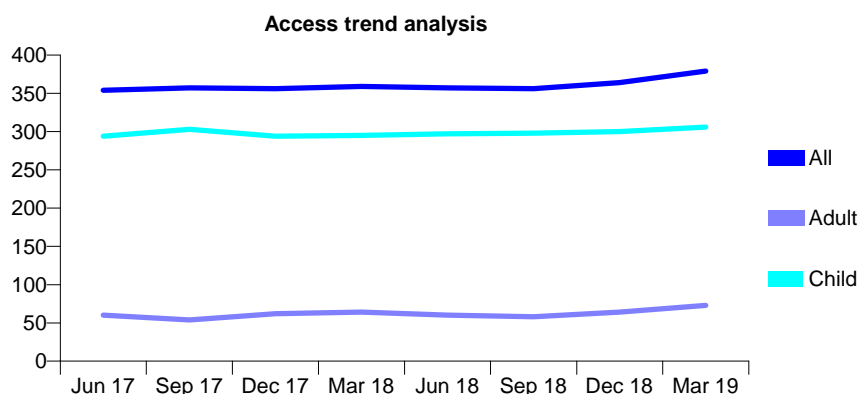
## Q47 - Vital Signs At a Glance Contract Report for 913774/0001 - Year end March 2019

Name or company name	MISS DE BROOKS
Contract type name	GDS Contract
Purpose of contract	General
Contract start date	01/04/2006
Contract end date	

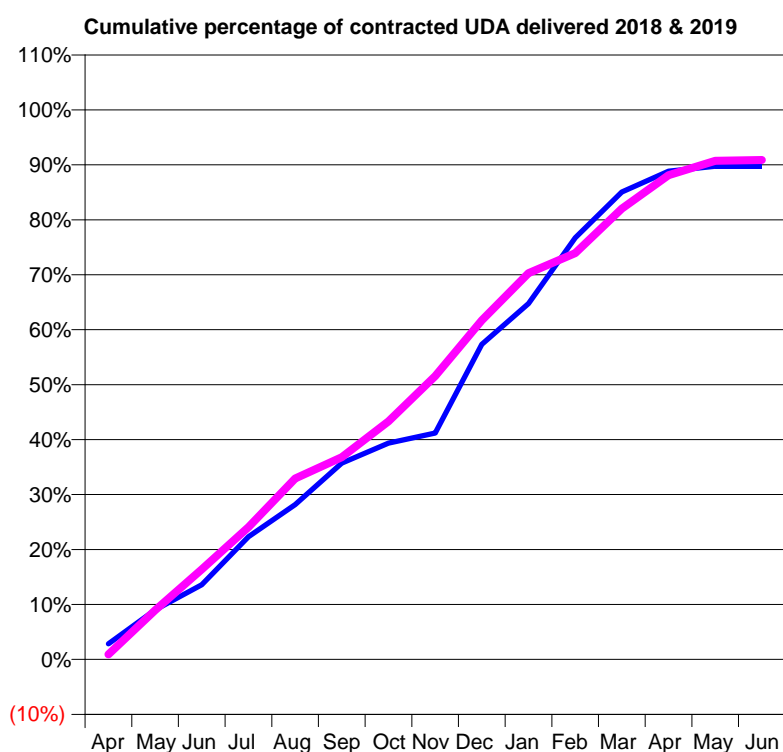
18/19 Contracted general activity (UDA)	770
Carry forward general activity (UDA)	0
18/19 Contracted orthodontic activity (UOA)	0
Carry forward orthodontic activity (UOA)	0
Baseline contract value	£18,382.63

### ACCESS\*

Patients seen in 24 months	Total	Change since previous quarter
Quarter ending March 2018	359	
Quarter ending June 2018	357	→
Quarter ending September 2018	356	→
Quarter ending December 2018	364	↑
Quarter ending March 2019	379	↑
<b>Variance since March 2018</b>	<b>5.6%</b>	<b>↑</b>



### ACTIVITY



Adjusted Scheduled Activity (UDA)		
Month	2018	2019
April	22	7
May	69	69
June	105	126
July	172	185
August	217	253
September	275	283
October	303	334
November	317	397
December	441	475
January	499	541
February	591	569
March	655	631
April	684	678
May	691	699
June	691	700

### QUALITY

	Quantity	Base Number	Contract	AT	Region	England
% of FP17s for the same patient ID Re-attending within 3 months - Children	13	473	2.7%	12.0%	12.3%	11.8%
% of FP17s for the same patient ID Re-attending within 3 months - Adults	1	55	1.8%	15.3%	15.9%	15.7%
% of FP17s for the same patient ID Re-attending between 3 & 9 months - Children	331	473	70.0%	58.5%	60.2%	58.9%
% of FP17s for the same patient ID Re-attending between 3 & 9 months - Adults	30	55	54.5%	51.2%	53.0%	50.8%
% of FP17s for Band 1 Urgent Courses	8	547	1.5%	10.7%	9.1%	9.1%
% of FP17s Relating to Free Repair or Replacements	0	547	0.0%	0.9%	1.0%	0.8%
% of FP17s Relating to Continuations	0	547	0.0%	0.9%	1.0%	0.9%
% of Patients satisfied with the dentistry they have received	2	2	N/A	94.5%	93.2%	92.5%
% of Patients satisfied with the time they had to wait for an appointment	2	2	N/A	86.4%	88.1%	87.0%

\* This is based on patients treated on this contract for their most recent course of treatment. Figures in italics indicate the base number of FP17s or Patient Questionnaire responses are less than 100. N/A is shown where the base number of responses is less than 10 during the period. % is calculated as Quantity/Base number\*100

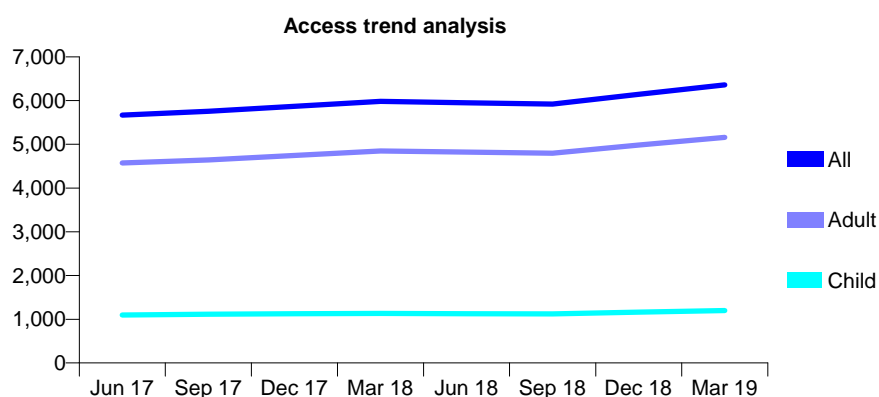
## Q47 - Vital Signs At a Glance Contract Report for 916455/0001 - Year end March 2019

Name or company name	Schonberg and Staneviciene
Contract type name	GDS Contract
Purpose of contract	General
Contract start date	01/04/2006
Contract end date	

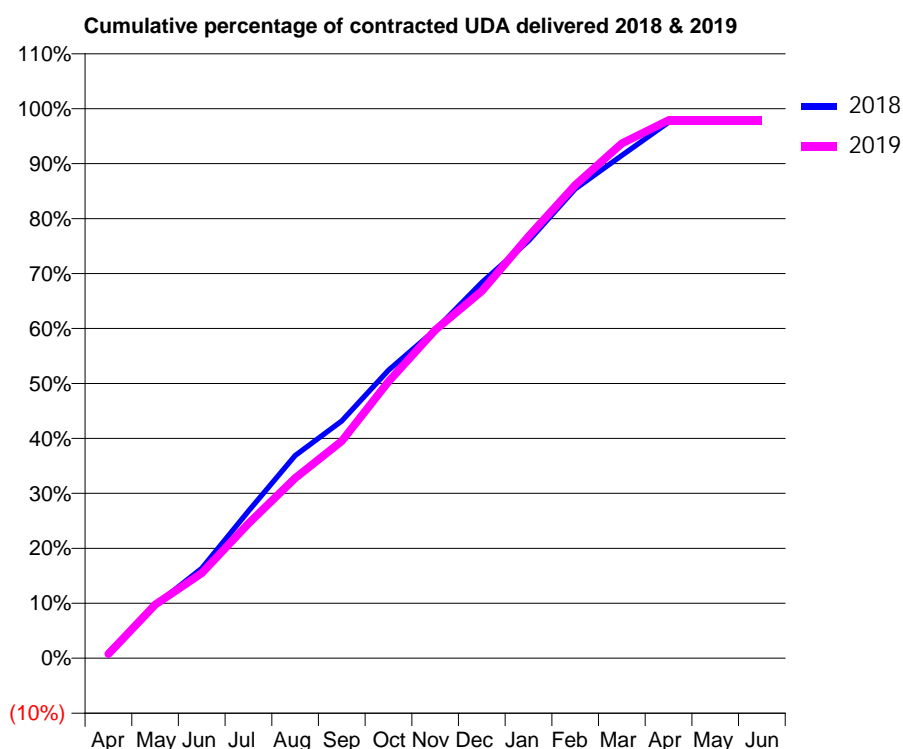
18/19 Contracted general activity (UDA)	18,751
Carry forward general activity (UDA)	462
18/19 Contracted orthodontic activity (UOA)	0
Carry forward orthodontic activity (UOA)	0
Baseline contract value	£589,978.42

### ACCESS\*

Patients seen in 24 months	Total	Change since previous quarter
Quarter ending March 2018	5,982	
Quarter ending June 2018	5,949	→
Quarter ending September 2018	5,919	→
Quarter ending December 2018	6,143	↑
Quarter ending March 2019	6,357	↑
<b>Variance since March 2018</b>	<b>6.3%</b>	<b>↑</b>



### ACTIVITY



Adjusted Scheduled Activity (UDA)		
Month	2018	2019
April	191	143
May	1,809	1,825
June	3,066	2,900
July	5,020	4,596
August	6,920	6,144
September	8,096	7,405
October	9,824	9,438
November	11,204	11,195
December	12,819	12,524
January	14,241	14,392
February	16,016	16,142
March	17,153	17,564
April	18,283	18,353
May	18,289	18,355
June	18,289	18,355

### QUALITY

	Quantity	Base Number	Contract	AT	Region	England
% of FP17s for the same patient ID Re-attending within 3 months - Children	170	2,017	8.4%	12.0%	12.3%	11.8%
% of FP17s for the same patient ID Re-attending within 3 months - Adults	1,540	8,621	17.9%	15.3%	15.9%	15.7%
% of FP17s for the same patient ID Re-attending between 3 & 9 months - Children	971	2,017	48.1%	58.5%	60.2%	58.9%
% of FP17s for the same patient ID Re-attending between 3 & 9 months - Adults	3,819	8,621	44.3%	51.2%	53.0%	50.8%
% of FP17s for Band 1 Urgent Courses	1,424	10,428	13.7%	10.7%	9.1%	9.1%
% of FP17s Relating to Free Repair or Replacements	330	10,428	3.2%	0.9%	1.0%	0.8%
% of FP17s Relating to Continuations	132	10,428	1.3%	0.9%	1.0%	0.9%
% of Patients satisfied with the dentistry they have received	5	5	N/A	94.5%	93.2%	92.5%
% of Patients satisfied with the time they had to wait for an appointment	4	5	N/A	86.4%	88.1%	87.0%

\* This is based on patients treated on this contract for their most recent course of treatment.

Figures in italics indicate the base number of FP17s or Patient Questionnaire responses are less than 100. N/A is shown where the base number of responses is less than 10 during the period. % is calculated as Quantity/Base number\*100

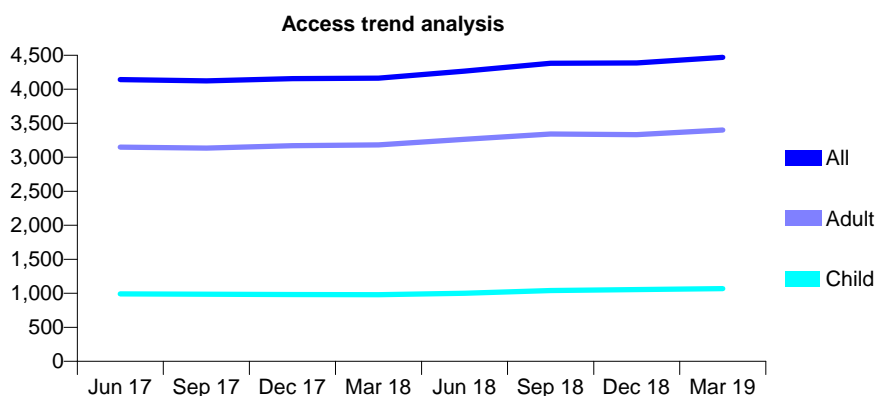
## Q47 - Vital Signs At a Glance Contract Report for 917389/0002 - Year end March 2019

Name or company name	MR GN BARLOW
Contract type name	GDS Contract
Purpose of contract	General
Contract start date	01/04/2006
Contract end date	

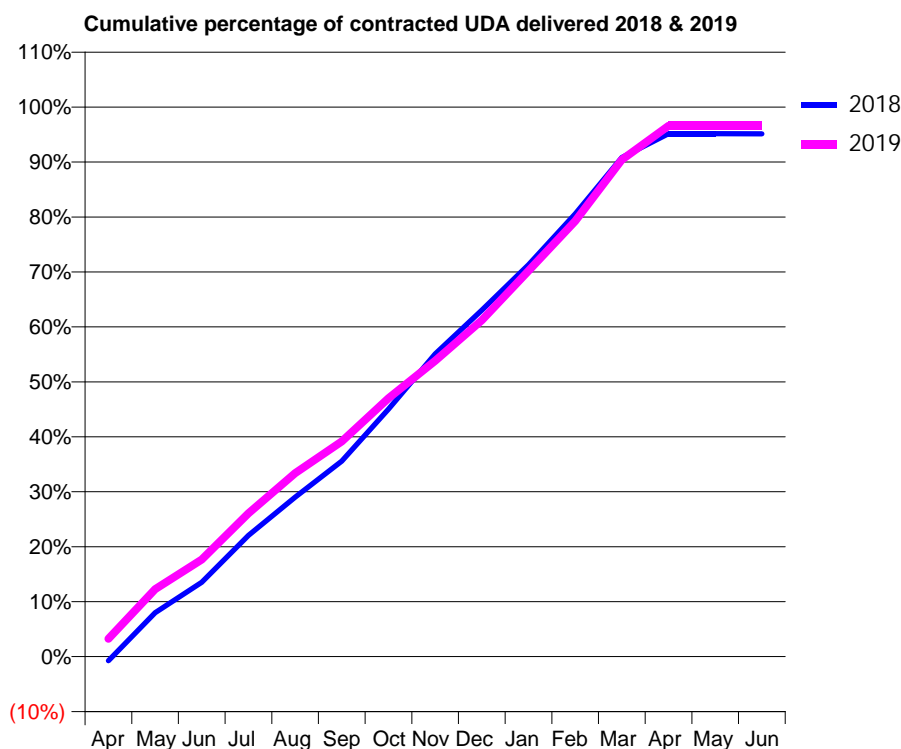
18/19 Contracted general activity (UDA)	13,141
Carry forward general activity (UDA)	0
18/19 Contracted orthodontic activity (UOA)	0
Carry forward orthodontic activity (UOA)	0
Baseline contract value	£375,653.80

### ACCESS\*

Patients seen in 24 months	Total	Change since previous quarter
Quarter ending March 2018	4,163	
Quarter ending June 2018	4,267	↑
Quarter ending September 2018	4,384	↑
Quarter ending December 2018	4,388	→
Quarter ending March 2019	4,470	→
<b>Variance since March 2018</b>	<b>7.4%</b>	<b>↑</b>



### ACTIVITY



Adjusted Scheduled Activity (UDA)		
Month	2018	2019
April	-102	425
May	1,050	1,612
June	1,779	2,322
July	2,900	3,426
August	3,813	4,390
September	4,677	5,145
October	5,917	6,177
November	7,237	7,075
December	8,282	8,045
January	9,370	9,222
February	10,587	10,412
March	11,934	11,880
April	12,507	12,691
May	12,504	12,690
June	12,501	12,690

### QUALITY

	Quantity	Base Number	Contract	AT	Region	England
% of FP17s for the same patient ID Re-attending within 3 months - Children	152	1,548	9.8%	12.0%	12.3%	11.8%
% of FP17s for the same patient ID Re-attending within 3 months - Adults	644	4,310	14.9%	15.3%	15.9%	15.7%
% of FP17s for the same patient ID Re-attending between 3 & 9 months - Children	775	1,548	50.1%	58.5%	60.2%	58.9%
% of FP17s for the same patient ID Re-attending between 3 & 9 months - Adults	1,790	4,310	41.5%	51.2%	53.0%	50.8%
% of FP17s for Band 1 Urgent Courses	454	5,898	7.7%	10.7%	9.1%	9.1%
% of FP17s Relating to Free Repair or Replacements	91	5,898	1.5%	0.9%	1.0%	0.8%
% of FP17s Relating to Continuations	49	5,898	0.8%	0.9%	1.0%	0.9%
% of Patients satisfied with the dentistry they have received	0	0	N/A	94.5%	93.2%	92.5%
% of Patients satisfied with the time they had to wait for an appointment	0	0	N/A	86.4%	88.1%	87.0%

\* This is based on patients treated on this contract for their most recent course of treatment.  
 Figures in *italics* indicate the base number of FP17s or Patient Questionnaire responses are less than 100. N/A is shown where the base number of responses is less than 10 during the period. % is calculated as Quantity/Base number\*100

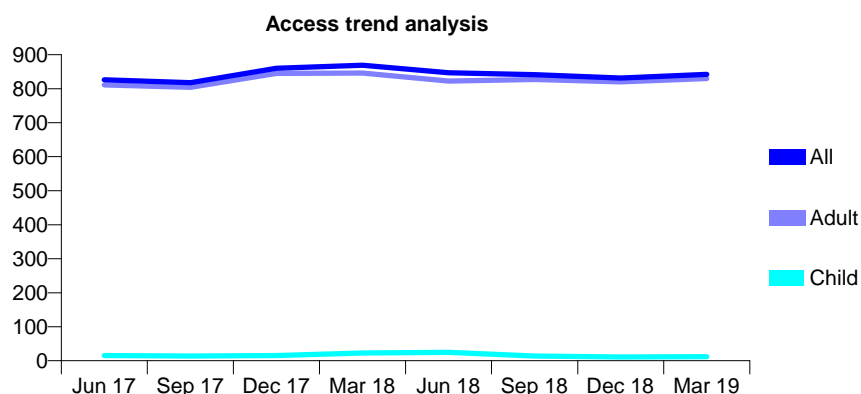
## Q47 - Vital Signs At a Glance Contract Report for 917389/0003 - Year end March 2019

Name or company name	MR GN BARLOW
Contract type name	GDS Contract
Purpose of contract	General
Contract start date	01/04/2014
Contract end date	

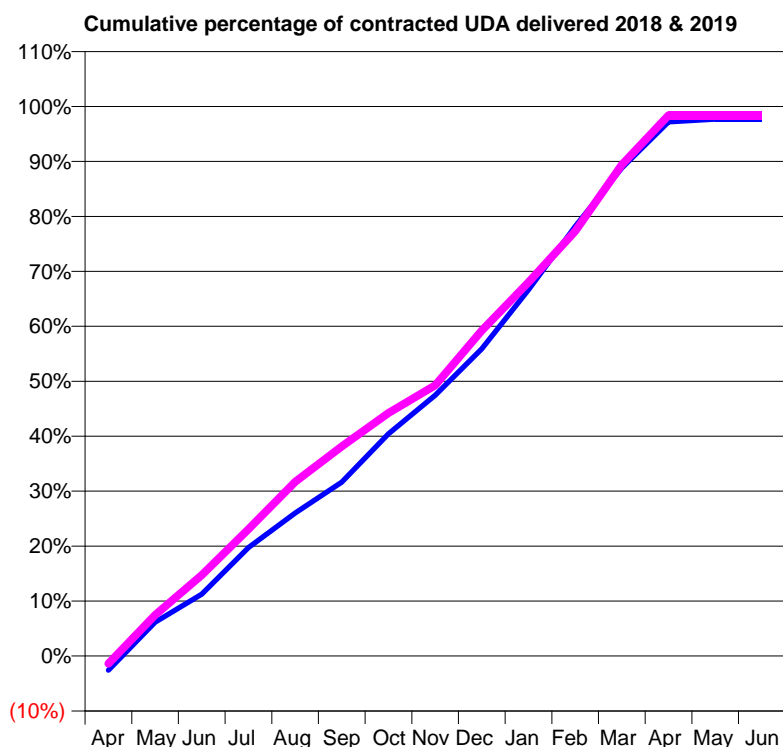
18/19 Contracted general activity (UDA)	3,124
Carry forward general activity (UDA)	72
18/19 Contracted orthodontic activity (UOA)	0
Carry forward orthodontic activity (UOA)	0
Baseline contract value	£303,534.89

### ACCESS\*

Patients seen in 24 months	Total	Change since previous quarter
Quarter ending March 2018	869	
Quarter ending June 2018	847	↓
Quarter ending September 2018	841	→
Quarter ending December 2018	831	↓
Quarter ending March 2019	842	→
<b>Variance since March 2018</b>	<b>(3.1%)</b>	<b>↓</b>



### ACTIVITY



Adjusted Scheduled Activity (UDA)		
Month	2018	2019
April	-80	-44
May	193	234
June	352	460
July	617	721
August	813	990
September	988	1,191
October	1,264	1,381
November	1,482	1,539
December	1,746	1,850
January	2,082	2,125
February	2,442	2,415
March	2,774	2,792
April	3,037	3,073
May	3,052	3,073
June	3,052	3,073

### QUALITY

	Quantity	Base Number	Contract	AT	Region	England
% of FP17s for the same patient ID Re-attending within 3 months - Children	3	31	9.7%	12.0%	12.3%	11.8%
% of FP17s for the same patient ID Re-attending within 3 months - Adults	112	998	11.2%	15.3%	15.9%	15.7%
% of FP17s for the same patient ID Re-attending between 3 & 9 months - Children	2	31	6.5%	58.5%	60.2%	58.9%
% of FP17s for the same patient ID Re-attending between 3 & 9 months - Adults	33	998	3.3%	51.2%	53.0%	50.8%
% of FP17s for Band 1 Urgent Courses	147	999	14.7%	10.7%	9.1%	9.1%
% of FP17s Relating to Free Repair or Replacements	4	999	0.4%	0.9%	1.0%	0.8%
% of FP17s Relating to Continuations	2	999	0.2%	0.9%	1.0%	0.9%
% of Patients satisfied with the dentistry they have received	0	0	N/A	94.5%	93.2%	92.5%
% of Patients satisfied with the time they had to wait for an appointment	0	0	N/A	86.4%	88.1%	87.0%

\* This is based on patients treated on this contract for their most recent course of treatment.

Figures in italics indicate the base number of FP17s or Patient Questionnaire responses are less than 100. N/A is shown where the base number of responses is less than 10 during the period. % is calculated as Quantity/Base number\*100

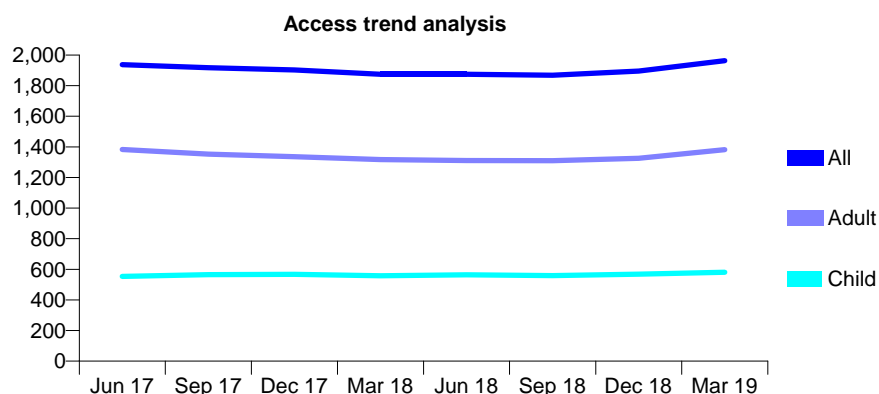
## Q47 - Vital Signs At a Glance Contract Report for 917672/0001 - Year end March 2019

Name or company name	MR MJ HOLYOAK
Contract type name	GDS Contract
Purpose of contract	General
Contract start date	01/04/2006
Contract end date	

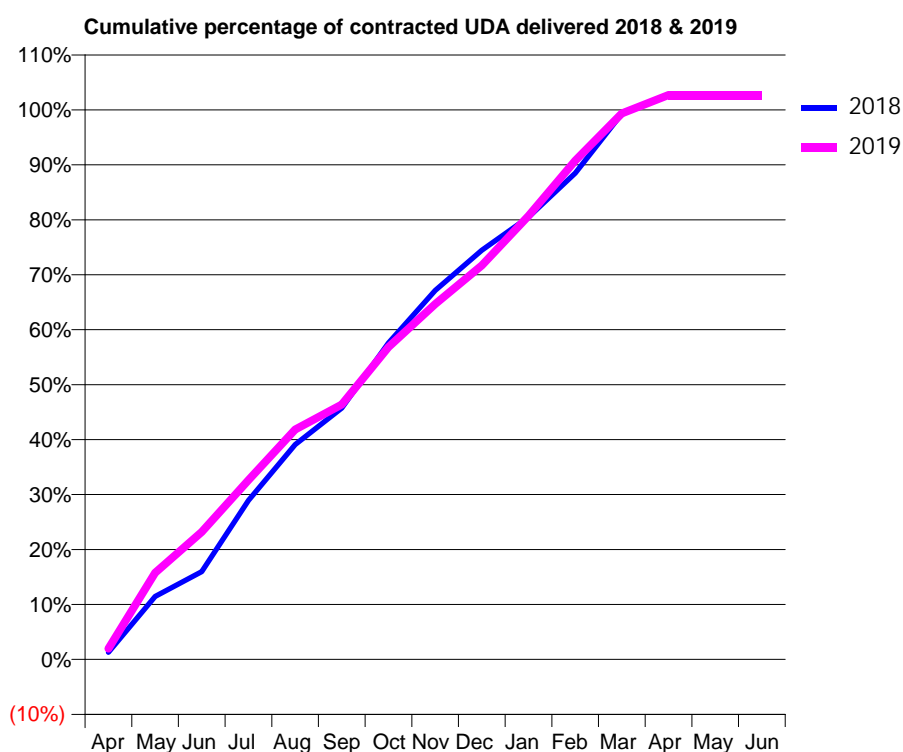
18/19 Contracted general activity (UDA)	4,975
Carry forward general activity (UDA)	-98
18/19 Contracted orthodontic activity (UOA)	0
Carry forward orthodontic activity (UOA)	0
Baseline contract value	£105,739.04

### ACCESS\*

Patients seen in 24 months	Total	Change since previous quarter
Quarter ending March 2018	1,875	
Quarter ending June 2018	1,875	→
Quarter ending September 2018	1,868	→
Quarter ending December 2018	1,895	→
Quarter ending March 2019	1,963	↑
<b>Variance since March 2018</b>	<b>4.7%</b>	<b>↑</b>



### ACTIVITY



Adjusted Scheduled Activity (UDA)		
Month	2018	2019
April	64	98
May	562	785
June	783	1,154
July	1,418	1,623
August	1,916	2,081
September	2,241	2,308
October	2,822	2,828
November	3,289	3,216
December	3,649	3,565
January	3,944	4,016
February	4,336	4,516
March	4,865	4,943
April	5,037	5,109
May	5,037	5,110
June	5,037	5,110

### QUALITY

	Quantity	Base Number	Contract	AT	Region	England
% of FP17s for the same patient ID Re-attending within 3 months - Children	55	942	5.8%	12.0%	12.3%	11.8%
% of FP17s for the same patient ID Re-attending within 3 months - Adults	308	2,227	13.8%	15.3%	15.9%	15.7%
% of FP17s for the same patient ID Re-attending between 3 & 9 months - Children	657	942	69.7%	58.5%	60.2%	58.9%
% of FP17s for the same patient ID Re-attending between 3 & 9 months - Adults	1,422	2,227	63.9%	51.2%	53.0%	50.8%
% of FP17s for Band 1 Urgent Courses	45	3,146	1.4%	10.7%	9.1%	9.1%
% of FP17s Relating to Free Repair or Replacements	2	3,146	0.1%	0.9%	1.0%	0.8%
% of FP17s Relating to Continuations	119	3,146	3.8%	0.9%	1.0%	0.9%
% of Patients satisfied with the dentistry they have received	0	0	N/A	94.5%	93.2%	92.5%
% of Patients satisfied with the time they had to wait for an appointment	0	0	N/A	86.4%	88.1%	87.0%

\* This is based on patients treated on this contract for their most recent course of treatment.

Figures in italics indicate the base number of FP17s or Patient Questionnaire responses are less than 100. N/A is shown where the base number of responses is less than 10 during the period. % is calculated as Quantity/Base number\*100

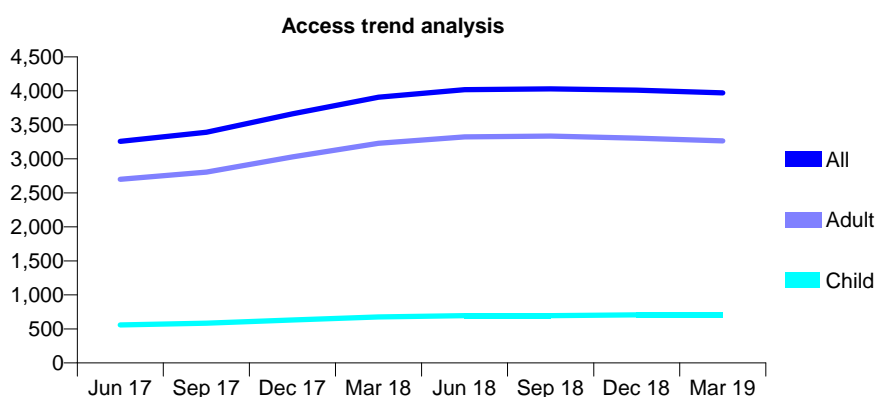
## Q47 - Vital Signs At a Glance Contract Report for 920576/0001 - Year end March 2019

Name or company name	MR G BAYTUG
Contract type name	GDS Contract
Purpose of contract	General
Contract start date	01/04/2006
Contract end date	

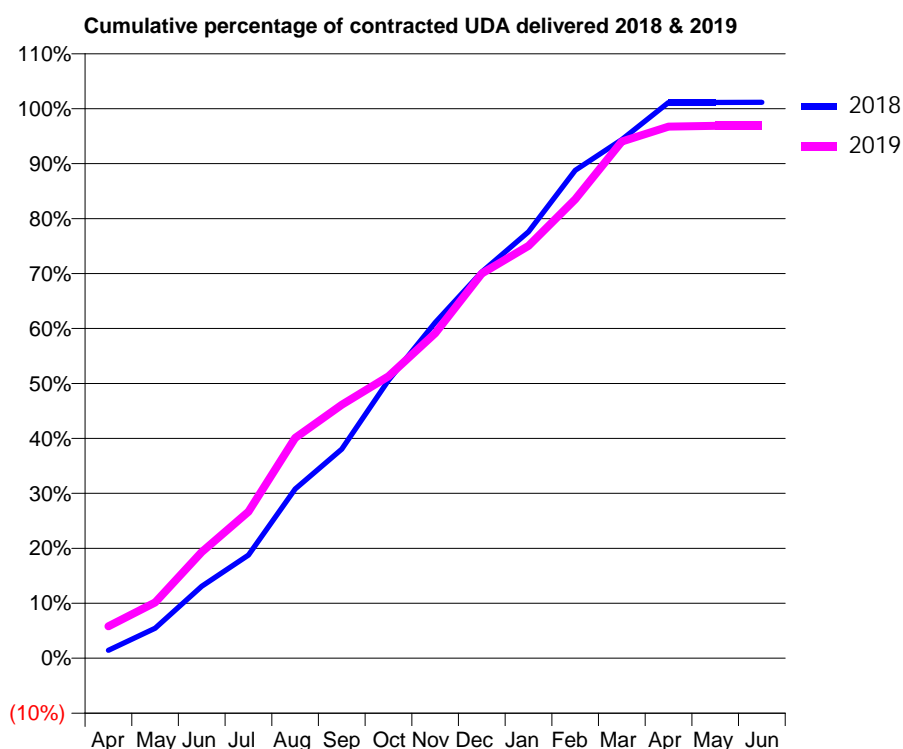
18/19 Contracted general activity (UDA)	15,354
Carry forward general activity (UDA)	-177
18/19 Contracted orthodontic activity (UOA)	0
Carry forward orthodontic activity (UOA)	0
Baseline contract value	£705,004.89

### ACCESS\*

Patients seen in 24 months	Total	Change since previous quarter
Quarter ending March 2018	3,907	
Quarter ending June 2018	4,017	↑
Quarter ending September 2018	4,031	→
Quarter ending December 2018	4,011	→
Quarter ending March 2019	3,972	→
<b>Variance since March 2018</b>	<b>1.7%</b>	<b>→</b>



### ACTIVITY



Adjusted Scheduled Activity (UDA)		
Month	2018	2019
April	220	891
May	840	1,561
June	2,011	2,966
July	2,883	4,092
August	4,729	6,156
September	5,840	7,081
October	7,767	7,877
November	9,382	9,078
December	10,791	10,749
January	11,913	11,523
February	13,631	12,822
March	14,489	14,436
April	15,527	14,855
May	15,527	14,875
June	15,531	14,875

### QUALITY

	Quantity	Base Number	Contract	AT	Region	England
% of FP17s for the same patient ID Re-attending within 3 months - Children	91	1,160	7.8%	12.0%	12.3%	11.8%
% of FP17s for the same patient ID Re-attending within 3 months - Adults	912	5,439	16.8%	15.3%	15.9%	15.7%
% of FP17s for the same patient ID Re-attending between 3 & 9 months - Children	765	1,160	65.9%	58.5%	60.2%	58.9%
% of FP17s for the same patient ID Re-attending between 3 & 9 months - Adults	3,481	5,439	64.0%	51.2%	53.0%	50.8%
% of FP17s for Band 1 Urgent Courses	398	6,391	6.2%	10.7%	9.1%	9.1%
% of FP17s Relating to Free Repair or Replacements	105	6,391	1.6%	0.9%	1.0%	0.8%
% of FP17s Relating to Continuations	181	6,391	2.8%	0.9%	1.0%	0.9%
% of Patients satisfied with the dentistry they have received	3	3	N/A	94.5%	93.2%	92.5%
% of Patients satisfied with the time they had to wait for an appointment	3	3	N/A	86.4%	88.1%	87.0%

\* This is based on patients treated on this contract for their most recent course of treatment. Figures in italics indicate the base number of FP17s or Patient Questionnaire responses are less than 100. N/A is shown where the base number of responses is less than 10 during the period. % is calculated as Quantity/Base number\*100



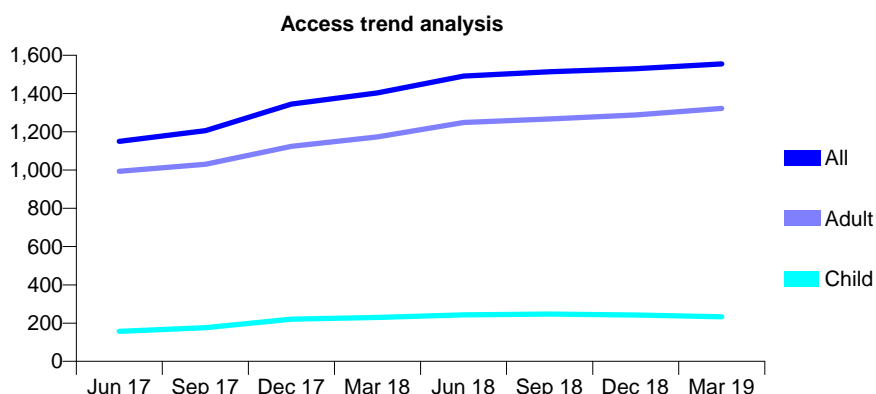
## Q47 - Vital Signs At a Glance Contract Report for 928429/0001 - Year end March 2019

Name or company name	Dr S Govind
Contract type name	GDS Contract
Purpose of contract	General
Contract start date	01/04/2006
Contract end date	

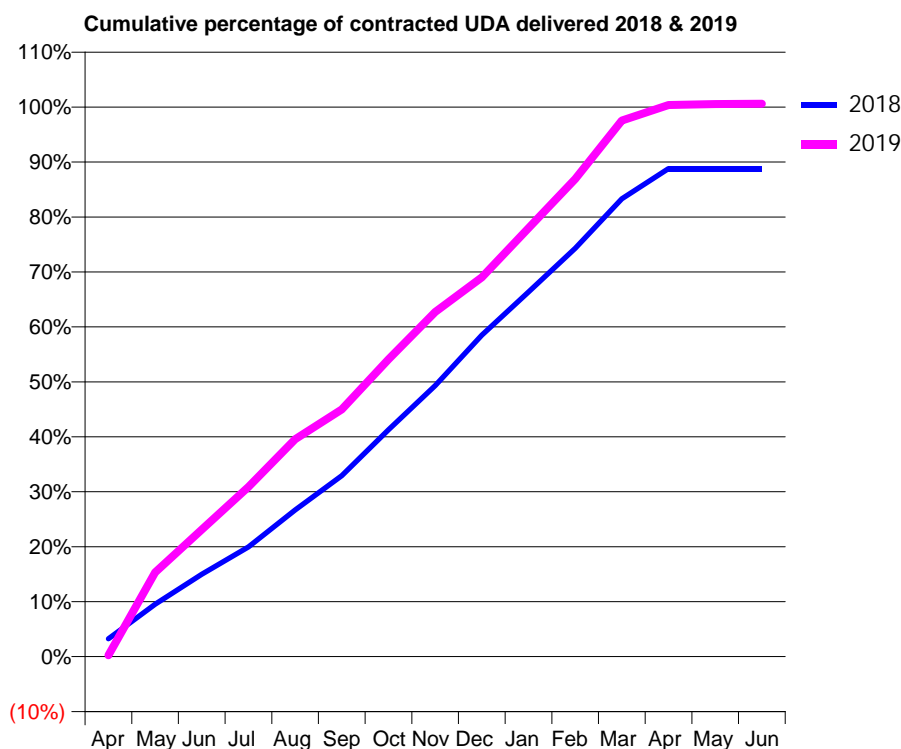
18/19 Contracted general activity (UDA)	6,000
Carry forward general activity (UDA)	0
18/19 Contracted orthodontic activity (UOA)	0
Carry forward orthodontic activity (UOA)	0
Baseline contract value	£132,630.74

### ACCESS\*

Patients seen in 24 months	Total	Change since previous quarter
Quarter ending March 2018	1,404	
Quarter ending June 2018	1,491	↑
Quarter ending September 2018	1,514	→
Quarter ending December 2018	1,530	→
Quarter ending March 2019	1,555	→
<b>Variance since March 2018</b>	<b>10.8%</b>	<b>↑</b>



### ACTIVITY



Adjusted Scheduled Activity (UDA)		
Month	2018	2019
April	194	16
May	573	920
June	898	1,387
July	1,197	1,853
August	1,602	2,373
September	1,975	2,699
October	2,478	3,246
November	2,959	3,762
December	3,510	4,140
January	3,982	4,679
February	4,457	5,215
March	4,998	5,852
April	5,329	6,021
May	5,329	6,033
June	5,329	6,036

### QUALITY

	Quantity	Base Number	Contract	AT	Region	England
% of FP17s for the same patient ID Re-attending within 3 months - Children	38	324	11.7%	12.0%	12.3%	11.8%
% of FP17s for the same patient ID Re-attending within 3 months - Adults	466	2,087	22.3%	15.3%	15.9%	15.7%
% of FP17s for the same patient ID Re-attending between 3 & 9 months - Children	181	324	55.9%	58.5%	60.2%	58.9%
% of FP17s for the same patient ID Re-attending between 3 & 9 months - Adults	980	2,087	47.0%	51.2%	53.0%	50.8%
% of FP17s for Band 1 Urgent Courses	165	2,375	6.9%	10.7%	9.1%	9.1%
% of FP17s Relating to Free Repair or Replacements	52	2,375	2.2%	0.9%	1.0%	0.8%
% of FP17s Relating to Continuations	87	2,375	3.7%	0.9%	1.0%	0.9%
% of Patients satisfied with the dentistry they have received	2	2	N/A	94.5%	93.2%	92.5%
% of Patients satisfied with the time they had to wait for an appointment	2	2	N/A	86.4%	88.1%	87.0%

\* This is based on patients treated on this contract for their most recent course of treatment.

Figures in *italics* indicate the base number of FP17s or Patient Questionnaire responses are less than 100. N/A is shown where the base number of responses is less than 10 during the period. % is calculated as Quantity/Base number\*100

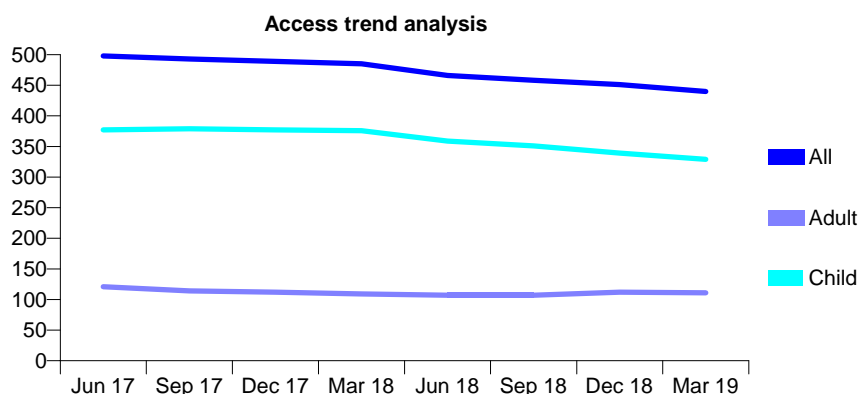
## Q47 - Vital Signs At a Glance Contract Report for 931195/0001 - Year end March 2019

Name or company name	MR DJ QUINN
Contract type name	GDS Contract
Purpose of contract	General
Contract start date	05/05/2009
Contract end date	

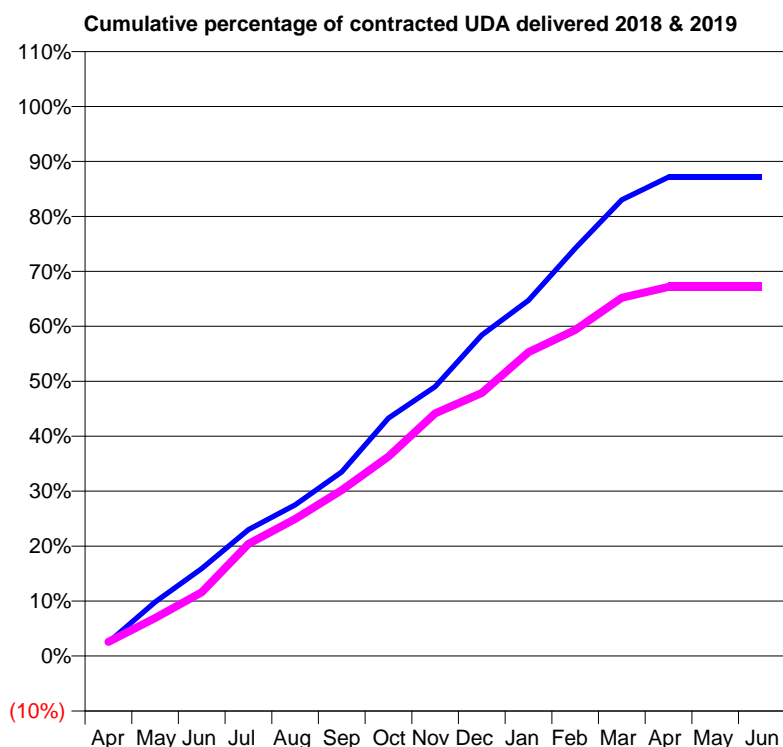
18/19 Contracted general activity (UDA)	1,281
Carry forward general activity (UDA)	0
18/19 Contracted orthodontic activity (UOA)	0
Carry forward orthodontic activity (UOA)	0
Baseline contract value	£35,591.10

### ACCESS\*

Patients seen in 24 months	Total	Change since previous quarter
Quarter ending March 2018	485	
Quarter ending June 2018	466	↓
Quarter ending September 2018	458	↓
Quarter ending December 2018	451	↓
Quarter ending March 2019	440	↓
<b>Variance since March 2018</b>	<b>(9.3%)</b>	<b>↓</b>



### ACTIVITY



Adjusted Scheduled Activity (UDA)		
Month	2018	2019
April	32	33
May	126	89
June	204	149
July	294	261
August	352	320
September	429	387
October	554	465
November	628	566
December	748	613
January	829	708
February	950	760
March	1,063	835
April	1,116	860
May	1,116	860
June	1,116	860

### QUALITY

	Quantity	Base Number	Contract	AT	Region	England
% of FP17s for the same patient ID Re-attending within 3 months - Children	19	518	3.7%	12.0%	12.3%	11.8%
% of FP17s for the same patient ID Re-attending within 3 months - Adults	14	135	10.4%	15.3%	15.9%	15.7%
% of FP17s for the same patient ID Re-attending between 3 & 9 months - Children	411	518	79.3%	58.5%	60.2%	58.9%
% of FP17s for the same patient ID Re-attending between 3 & 9 months - Adults	98	135	72.6%	51.2%	53.0%	50.8%
% of FP17s for Band 1 Urgent Courses	11	634	1.7%	10.7%	9.1%	9.1%
% of FP17s Relating to Free Repair or Replacements	1	634	0.2%	0.9%	1.0%	0.8%
% of FP17s Relating to Continuations	0	634	0.0%	0.9%	1.0%	0.9%
% of Patients satisfied with the dentistry they have received	0	0	N/A	94.5%	93.2%	92.5%
% of Patients satisfied with the time they had to wait for an appointment	0	0	N/A	86.4%	88.1%	87.0%

\* This is based on patients treated on this contract for their most recent course of treatment.

Figures in italics indicate the base number of FP17s or Patient Questionnaire responses are less than 100. N/A is shown where the base number of responses is less than 10 during the period. % is calculated as Quantity/Base number\*100

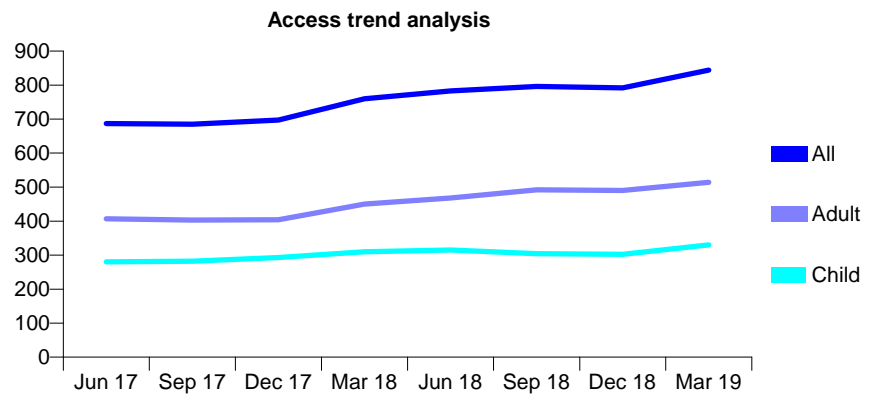
## Q47 - Vital Signs At a Glance Contract Report for 934658/0001 - Year end March 2019

Name or company name	Dr M Best
Contract type name	GDS Contract
Purpose of contract	General
Contract start date	01/04/2006
Contract end date	

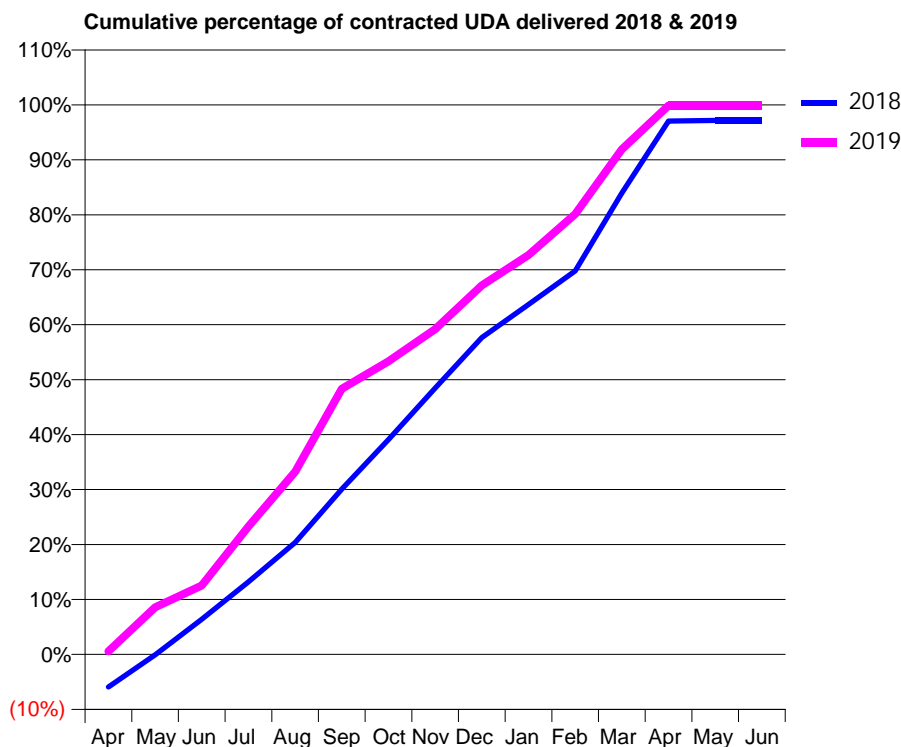
18/19 Contracted general activity (UDA)	2,544
Carry forward general activity (UDA)	72
18/19 Contracted orthodontic activity (UOA)	0
Carry forward orthodontic activity (UOA)	0
Baseline contract value	£70,294.29

### ACCESS\*

Patients seen in 24 months	Total	Change since previous quarter
Quarter ending March 2018	760	
Quarter ending June 2018	783	↑
Quarter ending September 2018	796	→
Quarter ending December 2018	792	→
Quarter ending March 2019	844	↑
<b>Variance since March 2018</b>	<b>11.1%</b>	<b>↑</b>



### ACTIVITY



Adjusted Scheduled Activity (UDA)		
Month	2018	2019
April	-151	15
May	-2	218
June	162	319
July	336	592
August	518	846
September	765	1,229
October	995	1,357
November	1,233	1,506
December	1,467	1,708
January	1,620	1,848
February	1,775	2,039
March	2,136	2,338
April	2,469	2,541
May	2,472	2,541
June	2,472	2,541

### QUALITY

	Quantity	Base Number	Contract	AT	Region	England
% of FP17s for the same patient ID Re-attending within 3 months - Children	47	480	9.8%	12.0%	12.3%	11.8%
% of FP17s for the same patient ID Re-attending within 3 months - Adults	172	742	23.2%	15.3%	15.9%	15.7%
% of FP17s for the same patient ID Re-attending between 3 & 9 months - Children	255	480	53.1%	58.5%	60.2%	58.9%
% of FP17s for the same patient ID Re-attending between 3 & 9 months - Adults	318	742	42.9%	51.2%	53.0%	50.8%
% of FP17s for Band 1 Urgent Courses	115	1,209	9.5%	10.7%	9.1%	9.1%
% of FP17s Relating to Free Repair or Replacements	2	1,209	0.2%	0.9%	1.0%	0.8%
% of FP17s Relating to Continuations	40	1,209	3.3%	0.9%	1.0%	0.9%
% of Patients satisfied with the dentistry they have received	0	0	N/A	94.5%	93.2%	92.5%
% of Patients satisfied with the time they had to wait for an appointment	0	0	N/A	86.4%	88.1%	87.0%

\* This is based on patients treated on this contract for their most recent course of treatment. Figures in italics indicate the base number of FP17s or Patient Questionnaire responses are less than 100. N/A is shown where the base number of responses is less than 10 during the period. % is calculated as Quantity/Base number\*100

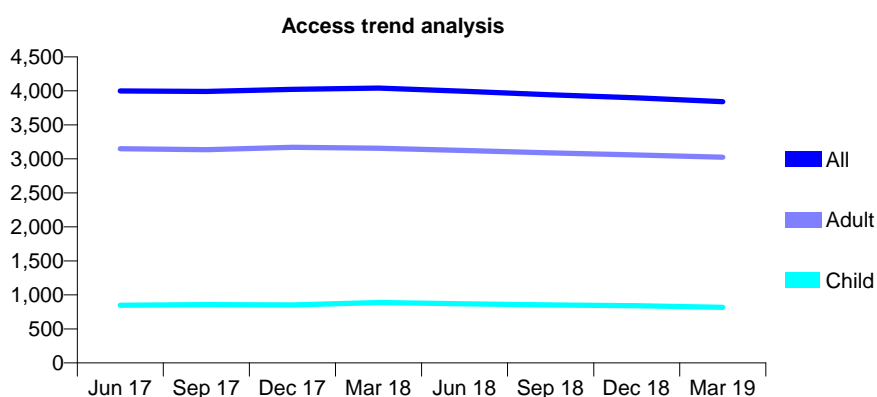
## Q47 - Vital Signs At a Glance Contract Report for 942235/0001 - Year end March 2019

Name or company name	MRS CA LEADBETTER
Contract type name	GDS Contract
Purpose of contract	General
Contract start date	01/04/2006
Contract end date	

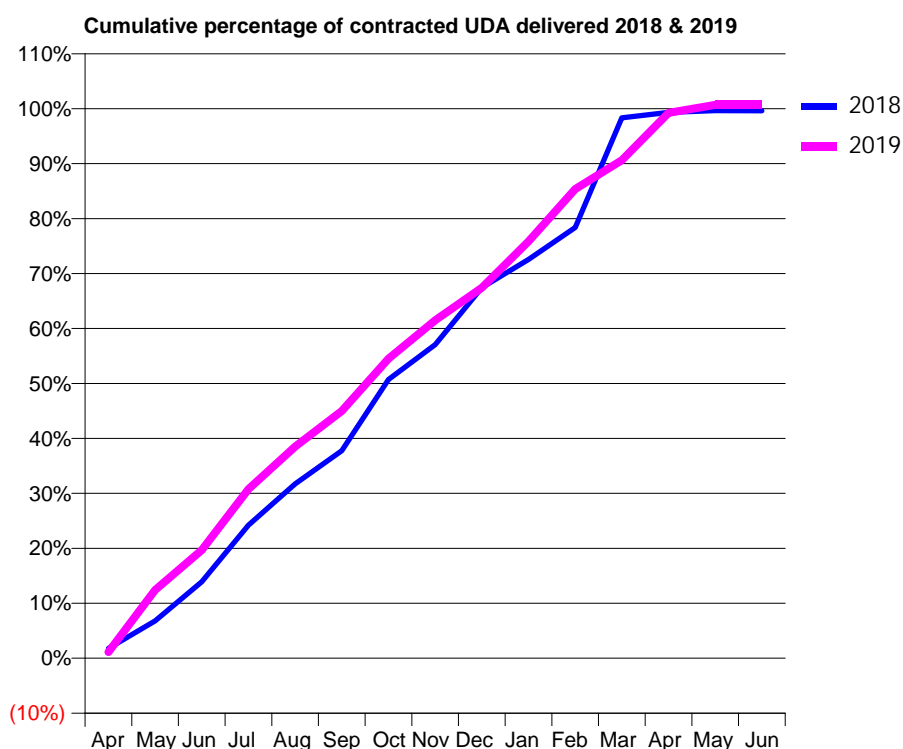
18/19 Contracted general activity (UDA)	10,453
Carry forward general activity (UDA)	43
18/19 Contracted orthodontic activity (UOA)	0
Carry forward orthodontic activity (UOA)	0
Baseline contract value	£230,812.81

### ACCESS\*

Patients seen in 24 months	Total	Change since previous quarter
Quarter ending March 2018	4,042	
Quarter ending June 2018	3,994	↓
Quarter ending September 2018	3,943	↓
Quarter ending December 2018	3,898	↓
Quarter ending March 2019	3,843	↓
<b>Variance since March 2018</b>	<b>(4.9%)</b>	<b>↓</b>



### ACTIVITY



Adjusted Scheduled Activity (UDA)		
Month	2018	2019
April	186	119
May	712	1,300
June	1,454	2,056
July	2,533	3,215
August	3,318	4,027
September	3,947	4,703
October	5,300	5,699
November	5,964	6,429
December	7,047	7,045
January	7,583	7,928
February	8,195	8,925
March	10,279	9,474
April	10,382	10,374
May	10,413	10,526
June	10,410	10,526

### QUALITY

	Quantity	Base Number	Contract	AT	Region	England
% of FP17s for the same patient ID Re-attending within 3 months - Children	77	1,074	7.2%	12.0%	12.3%	11.8%
% of FP17s for the same patient ID Re-attending within 3 months - Adults	665	4,098	16.2%	15.3%	15.9%	15.7%
% of FP17s for the same patient ID Re-attending between 3 & 9 months - Children	598	1,074	55.7%	58.5%	60.2%	58.9%
% of FP17s for the same patient ID Re-attending between 3 & 9 months - Adults	2,280	4,098	55.6%	51.2%	53.0%	50.8%
% of FP17s for Band 1 Urgent Courses	975	5,626	17.3%	10.7%	9.1%	9.1%
% of FP17s Relating to Free Repair or Replacements	114	5,626	2.0%	0.9%	1.0%	0.8%
% of FP17s Relating to Continuations	109	5,626	1.9%	0.9%	1.0%	0.9%
% of Patients satisfied with the dentistry they have received	2	2	N/A	94.5%	93.2%	92.5%
% of Patients satisfied with the time they had to wait for an appointment	2	2	N/A	86.4%	88.1%	87.0%

\* This is based on patients treated on this contract for their most recent course of treatment.

Figures in italics indicate the base number of FP17s or Patient Questionnaire responses are less than 100. N/A is shown where the base number of responses is less than 10 during the period. % is calculated as Quantity/Base number\*100

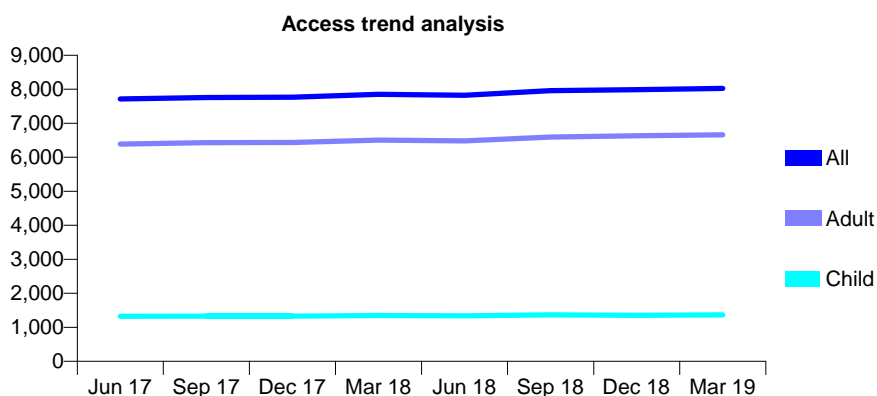
## Q47 - Vital Signs At a Glance Contract Report for 997307/0001 - Year end March 2019

Name or company name	Dr H Kadri
Contract type name	GDS Contract
Purpose of contract	General
Contract start date	01/04/2006
Contract end date	

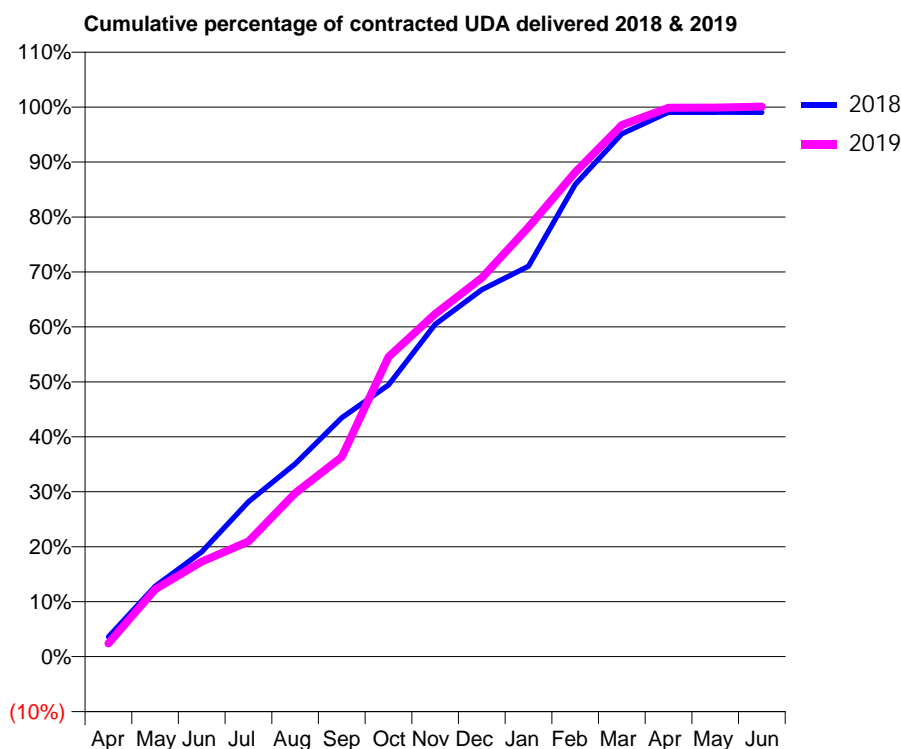
18/19 Contracted general activity (UDA)	21,231
Carry forward general activity (UDA)	206
18/19 Contracted orthodontic activity (UOA)	0
Carry forward orthodontic activity (UOA)	0
Baseline contract value	£588,311.03

### ACCESS\*

Patients seen in 24 months	Total	Change since previous quarter
Quarter ending March 2018	7,853	
Quarter ending June 2018	7,821	→
Quarter ending September 2018	7,960	→
Quarter ending December 2018	7,988	→
Quarter ending March 2019	8,025	→
<b>Variance since March 2018</b>	<b>2.2%</b>	<b>↑</b>



### ACTIVITY



Adjusted Scheduled Activity (UDA)		
Month	2018	2019
April	763	512
May	2,715	2,602
June	4,046	3,673
July	5,986	4,450
August	7,449	6,312
September	9,228	7,717
October	10,497	11,579
November	12,842	13,244
December	14,175	14,637
January	15,081	16,595
February	18,241	18,711
March	20,194	20,539
April	21,027	21,201
May	21,027	21,208
June	21,025	21,246

### QUALITY

	Quantity	Base Number	Contract	AT	Region	England
% of FP17s for the same patient ID Re-attending within 3 months - Children	177	2,373	7.5%	12.0%	12.3%	11.8%
% of FP17s for the same patient ID Re-attending within 3 months - Adults	1,715	10,670	16.1%	15.3%	15.9%	15.7%
% of FP17s for the same patient ID Re-attending between 3 & 9 months - Children	1,643	2,373	69.2%	58.5%	60.2%	58.9%
% of FP17s for the same patient ID Re-attending between 3 & 9 months - Adults	5,718	10,670	53.6%	51.2%	53.0%	50.8%
% of FP17s for Band 1 Urgent Courses	1,276	12,954	9.9%	10.7%	9.1%	9.1%
% of FP17s Relating to Free Repair or Replacements	155	12,954	1.2%	0.9%	1.0%	0.8%
% of FP17s Relating to Continuations	38	12,954	0.3%	0.9%	1.0%	0.9%
% of Patients satisfied with the dentistry they have received	11	12	91.7%	94.5%	93.2%	92.5%
% of Patients satisfied with the time they had to wait for an appointment	11	12	91.7%	86.4%	88.1%	87.0%

\* This is based on patients treated on this contract for their most recent course of treatment.  
 Figures in *italics* indicate the base number of FP17s or Patient Questionnaire responses are less than 100. N/A is shown where the base number of responses is less than 10 during the period. % is calculated as Quantity/Base number\*100

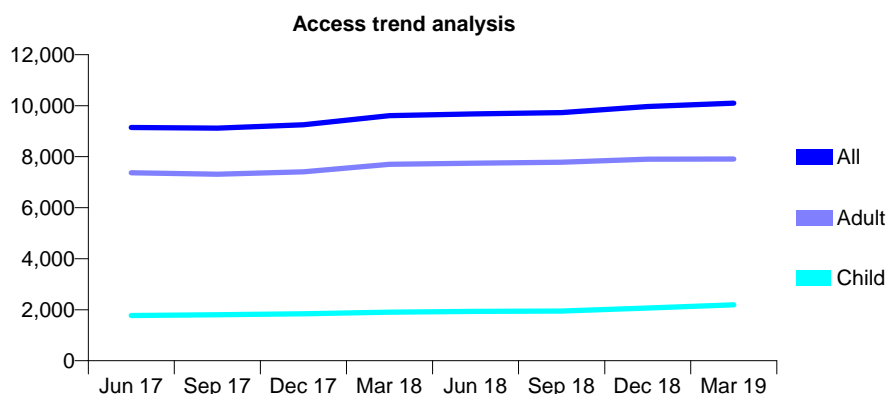
## Q47 - Vital Signs At a Glance Contract Report for 999199/0001 - Year end March 2019

Name or company name	MR JC HALL
Contract type name	GDS Contract
Purpose of contract	General
Contract start date	01/04/2006
Contract end date	

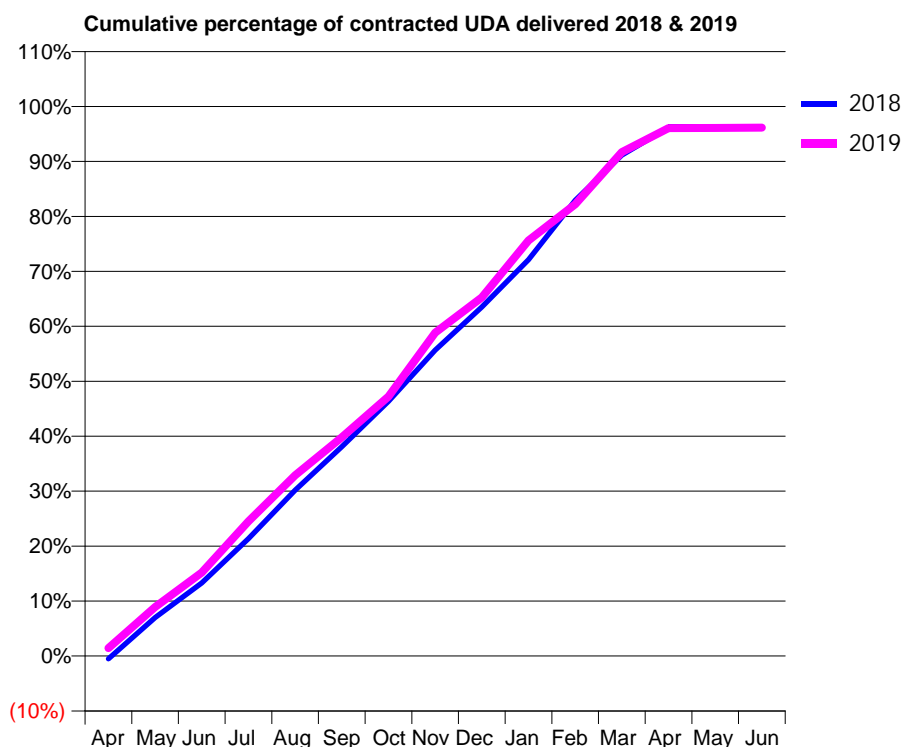
18/19 Contracted general activity (UDA)	25,993
Carry forward general activity (UDA)	988
18/19 Contracted orthodontic activity (UOA)	0
Carry forward orthodontic activity (UOA)	0
Baseline contract value	£842,644.02

### ACCESS\*

Patients seen in 24 months	Total	Change since previous quarter
Quarter ending March 2018	9,607	
Quarter ending June 2018	9,682	→
Quarter ending September 2018	9,730	→
Quarter ending December 2018	9,968	↑
Quarter ending March 2019	10,099	→
<b>Variance since March 2018</b>	<b>5.1%</b>	<b>↑</b>



### ACTIVITY



Adjusted Scheduled Activity (UDA)		
Month	2018	2019
April	-134	373
May	1,820	2,315
June	3,451	3,954
July	5,553	6,369
August	7,846	8,547
September	9,902	10,340
October	12,050	12,277
November	14,471	15,294
December	16,504	16,959
January	18,751	19,655
February	21,559	21,367
March	23,692	23,833
April	25,003	24,968
May	25,003	24,977
June	25,005	24,989

### QUALITY

	Quantity	Base Number	Contract	AT	Region	England
% of FP17s for the same patient ID Re-attending within 3 months - Children	359	3,887	9.2%	12.0%	12.3%	11.8%
% of FP17s for the same patient ID Re-attending within 3 months - Adults	1,130	11,002	10.3%	15.3%	15.9%	15.7%
% of FP17s for the same patient ID Re-attending between 3 & 9 months - Children	2,589	3,887	66.6%	58.5%	60.2%	58.9%
% of FP17s for the same patient ID Re-attending between 3 & 9 months - Adults	5,783	11,002	52.6%	51.2%	53.0%	50.8%
% of FP17s for Band 1 Urgent Courses	1,657	14,778	11.2%	10.7%	9.1%	9.1%
% of FP17s Relating to Free Repair or Replacements	37	14,778	0.3%	0.9%	1.0%	0.8%
% of FP17s Relating to Continuations	24	14,778	0.2%	0.9%	1.0%	0.9%
% of Patients satisfied with the dentistry they have received	4	4	N/A	94.5%	93.2%	92.5%
% of Patients satisfied with the time they had to wait for an appointment	4	4	N/A	86.4%	88.1%	87.0%

\* This is based on patients treated on this contract for their most recent course of treatment.

Figures in italics indicate the base number of FP17s or Patient Questionnaire responses are less than 100. N/A is shown where the base number of responses is less than 10 during the period. % is calculated as Quantity/Base number\*100

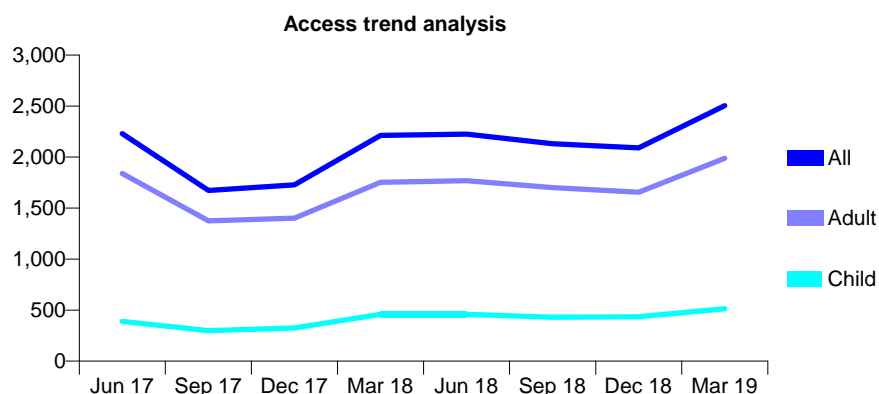
## Q47 - Vital Signs At a Glance Contract Report for 999350/0001 - Year end March 2019

Name or company name	Dr F Patel
Contract type name	GDS Contract
Purpose of contract	General
Contract start date	01/04/2006
Contract end date	

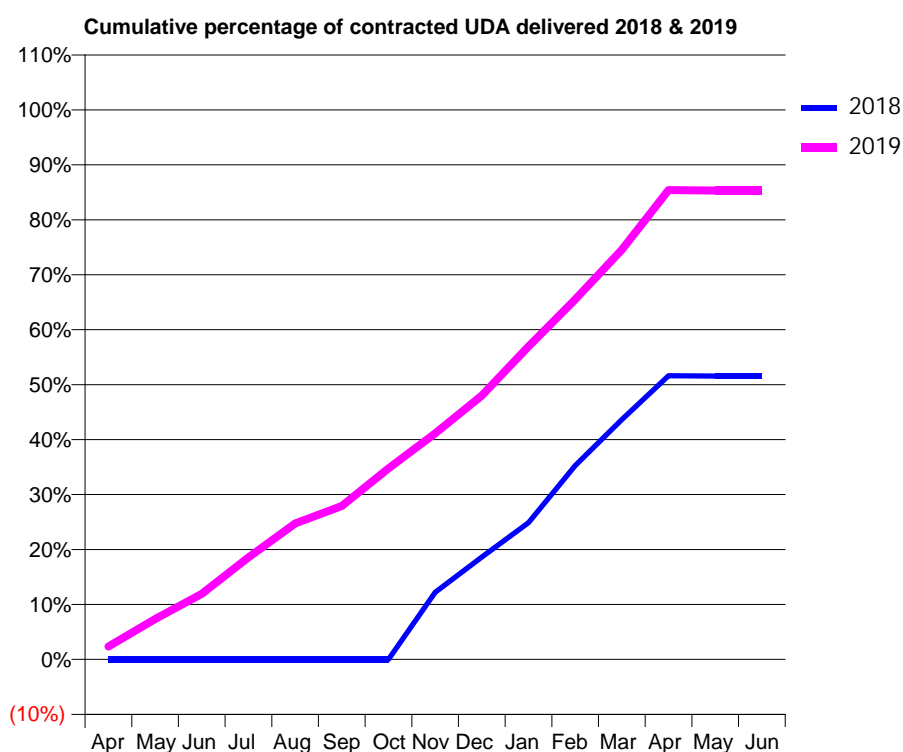
18/19 Contracted general activity (UDA)	8,727
Carry forward general activity (UDA)	0
18/19 Contracted orthodontic activity (UOA)	0
Carry forward orthodontic activity (UOA)	0
Baseline contract value	£172,363.76

### ACCESS\*

Patients seen in 24 months	Total	Change since previous quarter
Quarter ending March 2018	2,212	
Quarter ending June 2018	2,226	→
Quarter ending September 2018	2,132	↓
Quarter ending December 2018	2,091	↓
Quarter ending March 2019	2,504	↑
<b>Variance since March 2018</b>	<b>13.2%</b>	<b>↑</b>



### ACTIVITY



Adjusted Scheduled Activity (UDA)		
Month	2018	2019
April	0	204
May	0	643
June	0	1,041
July	0	1,622
August	0	2,159
September	0	2,437
October	0	3,034
November	1,101	3,591
December	1,679	4,191
January	2,241	4,969
February	3,178	5,717
March	3,931	6,504
April	4,650	7,453
May	4,645	7,444
June	4,645	7,444

### QUALITY

	Quantity	Base Number	Contract	AT	Region	England
% of FP17s for the same patient ID Re-attending within 3 months - Children	60	734	8.2%	12.0%	12.3%	11.8%
% of FP17s for the same patient ID Re-attending within 3 months - Adults	382	2,697	14.2%	15.3%	15.9%	15.7%
% of FP17s for the same patient ID Re-attending between 3 & 9 months - Children	346	734	47.1%	58.5%	60.2%	58.9%
% of FP17s for the same patient ID Re-attending between 3 & 9 months - Adults	1,183	2,697	43.9%	51.2%	53.0%	50.8%
% of FP17s for Band 1 Urgent Courses	297	3,441	8.6%	10.7%	9.1%	9.1%
% of FP17s Relating to Free Repair or Replacements	27	3,441	0.8%	0.9%	1.0%	0.8%
% of FP17s Relating to Continuations	1	3,441	0.0%	0.9%	1.0%	0.9%
% of Patients satisfied with the dentistry they have received	2	2	N/A	94.5%	93.2%	92.5%
% of Patients satisfied with the time they had to wait for an appointment	2	2	N/A	86.4%	88.1%	87.0%

\* This is based on patients treated on this contract for their most recent course of treatment.

Figures in italics indicate the base number of FP17s or Patient Questionnaire responses are less than 100. N/A is shown where the base number of responses is less than 10 during the period. % is calculated as Quantity/Base number\*100



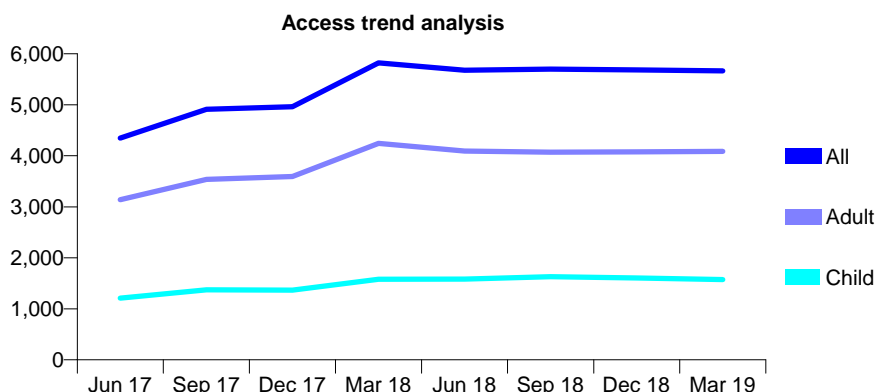
## Q48 - Vital Signs At a Glance Contract Report for 100096/0000 - Year end March 2019

Name or company name	Care (Lancashire) Ltd
Contract type name	GDS Contract
Purpose of contract	General
Contract start date	01/04/2016
Contract end date	

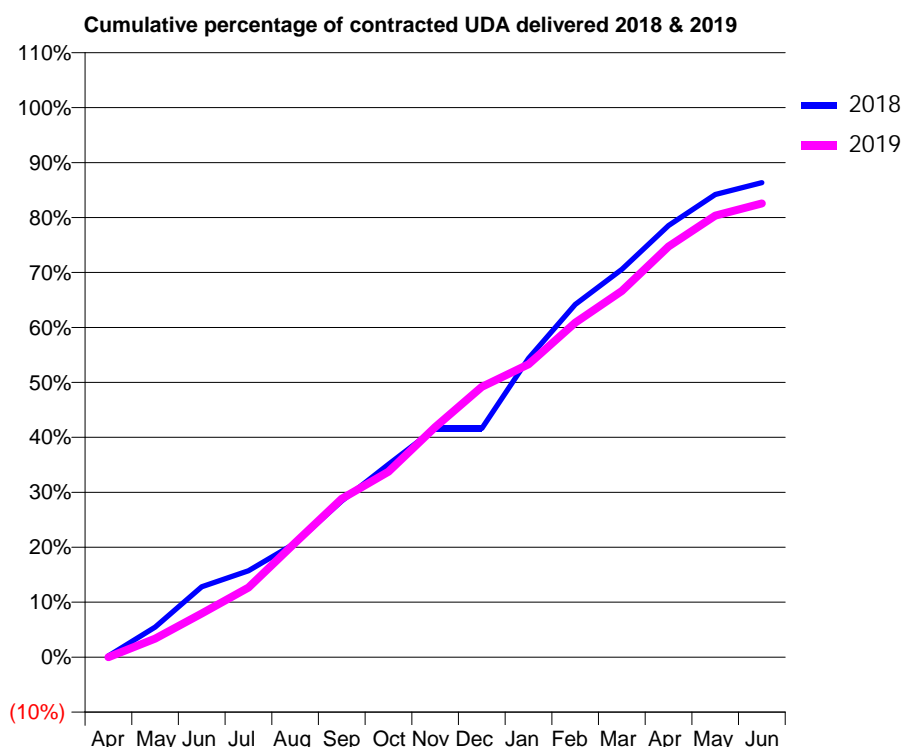
18/19 Contracted general activity (UDA)	24,000
Carry forward general activity (UDA)	0
18/19 Contracted orthodontic activity (UOA)	0
Carry forward orthodontic activity (UOA)	0
Baseline contract value	£637,002.16

### ACCESS\*

Patients seen in 24 months	Total	Change since previous quarter
Quarter ending March 2018	5,824	
Quarter ending June 2018	5,676	↓
Quarter ending September 2018	5,700	→
Quarter ending December 2018	5,685	→
Quarter ending March 2019	5,664	→
<b>Variance since March 2018</b>	<b>(2.7%)</b>	<b>↓</b>



### ACTIVITY



Adjusted Scheduled Activity (UDA)		
Month	2018	2019
April	55	0
May	1,316	812
June	3,077	1,910
July	3,779	3,041
August	4,976	4,998
September	6,825	6,919
October	8,419	8,096
November	9,983	10,050
December	9,983	11,800
January	13,049	12,794
February	15,401	14,610
March	16,934	15,988
April	18,849	17,934
May	20,207	19,282
June	20,724	19,814

### QUALITY

	Quantity	Base Number	Contract	AT	Region	England
% of FP17s for the same patient ID Re-attending within 3 months - Children	187	2,358	7.9%	11.3%	12.3%	11.8%
% of FP17s for the same patient ID Re-attending within 3 months - Adults	793	5,356	14.8%	16.7%	15.9%	15.7%
% of FP17s for the same patient ID Re-attending between 3 & 9 months - Children	1,308	2,358	55.5%	54.4%	60.2%	58.9%
% of FP17s for the same patient ID Re-attending between 3 & 9 months - Adults	2,589	5,356	48.3%	45.0%	53.0%	50.8%
% of FP17s for Band 1 Urgent Courses	491	7,716	6.4%	11.7%	9.1%	9.1%
% of FP17s Relating to Free Repair or Replacements	47	7,716	0.6%	0.9%	1.0%	0.8%
% of FP17s Relating to Continuations	122	7,716	1.6%	1.2%	1.0%	0.9%
% of Patients satisfied with the dentistry they have received	3	3	N/A	90.2%	93.2%	92.5%
% of Patients satisfied with the time they had to wait for an appointment	3	3	N/A	87.9%	88.1%	87.0%

\* This is based on patients treated on this contract for their most recent course of treatment.  
 Figures in italics indicate the base number of FP17s or Patient Questionnaire responses are less than 100. N/A is shown where the base number of responses is less than 10 during the period. % is calculated as Quantity/Base number\*100

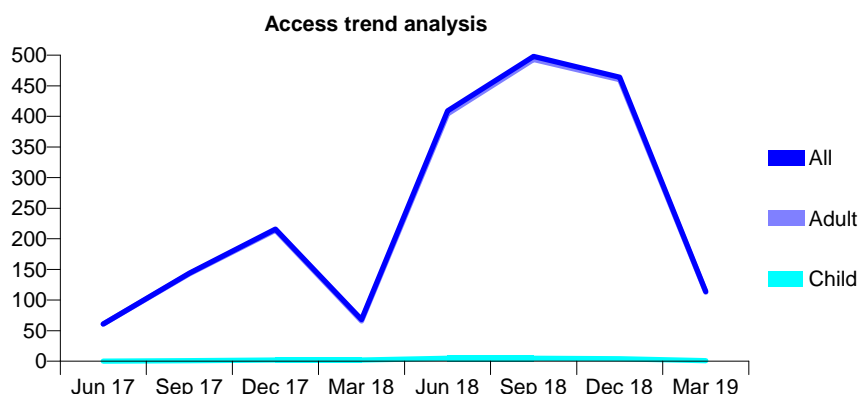
## Q48 - Vital Signs At a Glance Contract Report for 100256/0000 - Year end March 2019

Name or company name	Bridgewater Community Healthcare NHS F
Contract type name	PDS Contract
Purpose of contract	General
Contract start date	01/12/2016
Contract end date	30/11/2019

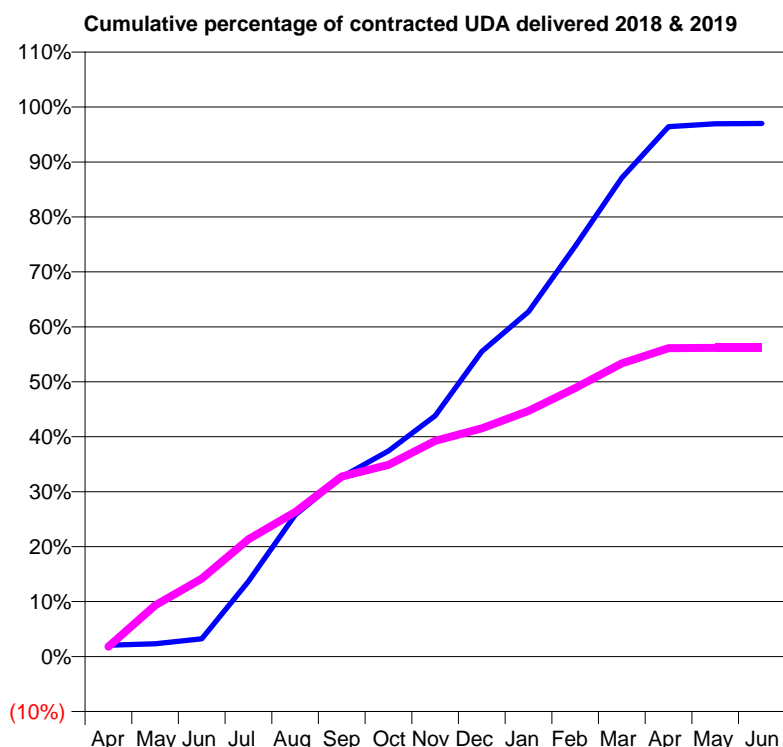
18/19 Contracted general activity (UDA)	2,700
Carry forward general activity (UDA)	0
18/19 Contracted orthodontic activity (UOA)	0
Carry forward orthodontic activity (UOA)	0
Baseline contract value	£149,127.96

### ACCESS\*

Patients seen in 24 months	Total	Change since previous quarter
Quarter ending March 2018	68	
Quarter ending June 2018	409	↑
Quarter ending September 2018	498	↑
Quarter ending December 2018	464	↓
Quarter ending March 2019	114	↓
<b>Variance since March 2018</b>	<b>67.6%</b>	<b>↑</b>



### ACTIVITY



Adjusted Scheduled Activity (UDA)		
Month	2018	2019
April	25	49
May	28	252
June	39	383
July	164	576
August	309	710
September	392	885
October	449	942
November	526	1,060
December	666	1,121
January	753	1,207
February	896	1,319
March	1,045	1,440
April	1,157	1,515
May	1,163	1,516
June	1,164	1,516

### QUALITY

	Quantity	Base Number	Contract	AT	Region	England
% of FP17s for the same patient ID Re-attending within 3 months - Children	0	7	0.0%	11.3%	12.3%	11.8%
% of FP17s for the same patient ID Re-attending within 3 months - Adults	6	601	1.0%	16.7%	15.9%	15.7%
% of FP17s for the same patient ID Re-attending between 3 & 9 months - Children	0	7	0.0%	54.4%	60.2%	58.9%
% of FP17s for the same patient ID Re-attending between 3 & 9 months - Adults	1	601	0.2%	45.0%	53.0%	50.8%
% of FP17s for Band 1 Urgent Courses	2	585	0.3%	11.7%	9.1%	9.1%
% of FP17s Relating to Free Repair or Replacements	0	585	0.0%	0.9%	1.0%	0.8%
% of FP17s Relating to Continuations	2	585	0.3%	1.2%	1.0%	0.9%
% of Patients satisfied with the dentistry they have received	0	0	N/A	90.2%	93.2%	92.5%
% of Patients satisfied with the time they had to wait for an appointment	0	0	N/A	87.9%	88.1%	87.0%

\* This is based on patients treated on this contract for their most recent course of treatment.

Figures in italics indicate the base number of FP17s or Patient Questionnaire responses are less than 100. N/A is shown where the base number of responses is less than 10 during the period. % is calculated as Quantity/Base number\*100

## Q48 - Vital Signs At a Glance Contract Report for 100257/0000 - Year end March 2019

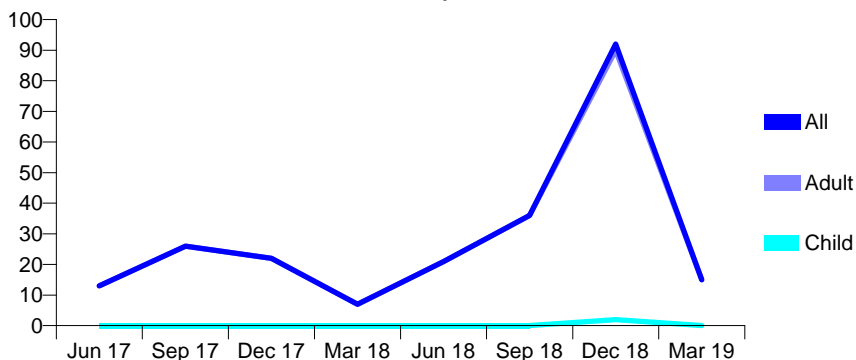
Name or company name	Bridgewater Community Healthcare NHS F
Contract type name	PDS Contract
Purpose of contract	General
Contract start date	01/12/2016
Contract end date	30/11/2019

18/19 Contracted general activity (UDA)	300
Carry forward general activity (UDA)	0
18/19 Contracted orthodontic activity (UOA)	0
Carry forward orthodontic activity (UOA)	0
Baseline contract value	£16,569.77

### ACCESS\*

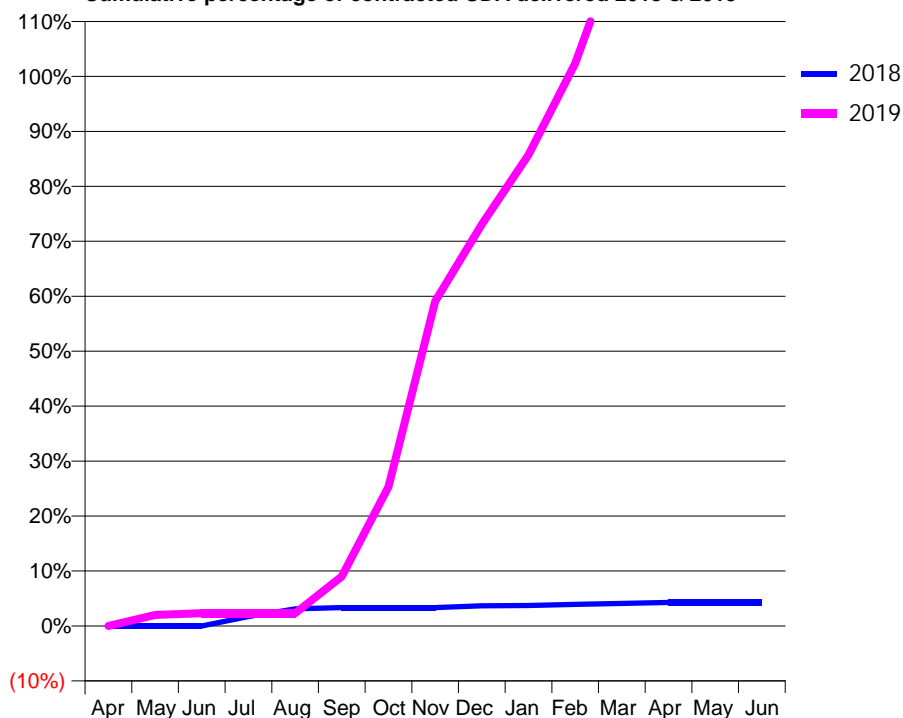
Patients seen in 24 months	Total	Change since previous quarter
Quarter ending March 2018	7	
Quarter ending June 2018	21	↑
Quarter ending September 2018	36	↑
Quarter ending December 2018	92	↑
Quarter ending March 2019	15	↓
<b>Variance since March 2018</b>	<b>114.3%</b>	<b>↑</b>

### Access trend analysis



### ACTIVITY

#### Cumulative percentage of contracted UDA delivered 2018 & 2019



Adjusted Scheduled Activity (UDA)		
Month	2018	2019
April	0	0
May	0	6
June	0	7
July	31	7
August	56	7
September	60	27
October	60	76
November	60	177
December	66	219
January	67	257
February	71	307
March	74	377
April	77	412
May	77	413
June	77	413

### QUALITY

	Quantity	Base Number	Contract	AT	Region	England
% of FP17s for the same patient ID Re-attending within 3 months - Children	0	2	0.0%	11.3%	12.3%	11.8%
% of FP17s for the same patient ID Re-attending within 3 months - Adults	1	152	0.7%	16.7%	15.9%	15.7%
% of FP17s for the same patient ID Re-attending between 3 & 9 months - Children	0	2	0.0%	54.4%	60.2%	58.9%
% of FP17s for the same patient ID Re-attending between 3 & 9 months - Adults	0	152	0.0%	45.0%	53.0%	50.8%
% of FP17s for Band 1 Urgent Courses	2	169	1.2%	11.7%	9.1%	9.1%
% of FP17s Relating to Free Repair or Replacements	0	169	0.0%	0.9%	1.0%	0.8%
% of FP17s Relating to Continuations	0	169	0.0%	1.2%	1.0%	0.9%
% of Patients satisfied with the dentistry they have received	0	0	N/A	90.2%	93.2%	92.5%
% of Patients satisfied with the time they had to wait for an appointment	0	0	N/A	87.9%	88.1%	87.0%

\* This is based on patients treated on this contract for their most recent course of treatment.

Figures in italics indicate the base number of FP17s or Patient Questionnaire responses are less than 100. N/A is shown where the base number of responses is less than 10 during the period. % is calculated as Quantity/Base number\*100

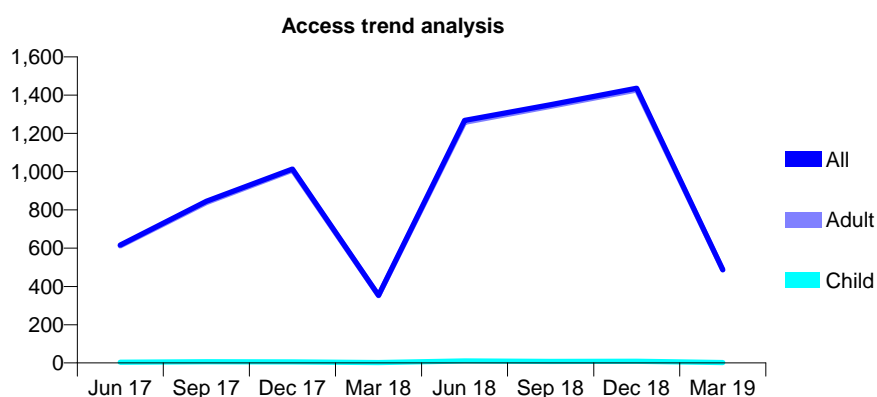
## Q48 - Vital Signs At a Glance Contract Report for 100260/0000 - Year end March 2019

Name or company name	Winston & Kelso
Contract type name	PDS Contract
Purpose of contract	General
Contract start date	01/12/2016
Contract end date	30/11/2019

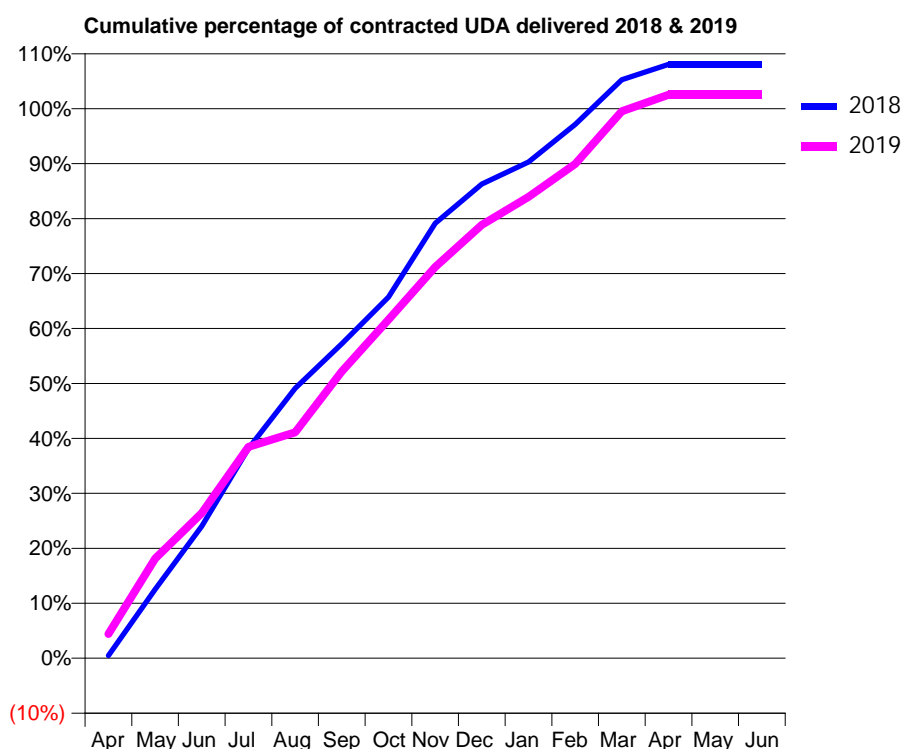
18/19 Contracted general activity (UDA)	4,200
Carry forward general activity (UDA)	0
18/19 Contracted orthodontic activity (UOA)	0
Carry forward orthodontic activity (UOA)	0
Baseline contract value	£224,723.09

### ACCESS\*

Patients seen in 24 months	Total	Change since previous quarter
Quarter ending March 2018	354	
Quarter ending June 2018	1,268	↑
Quarter ending September 2018	1,350	↑
Quarter ending December 2018	1,436	↑
Quarter ending March 2019	488	↓
<b>Variance since March 2018</b>	<b>37.9%</b>	<b>↑</b>



### ACTIVITY



Adjusted Scheduled Activity (UDA)		
Month	2018	2019
April	21	186
May	526	762
June	1,009	1,108
July	1,603	1,615
August	2,062	1,726
September	2,403	2,191
October	2,760	2,587
November	3,324	2,990
December	3,624	3,312
January	3,792	3,526
February	4,079	3,778
March	4,421	4,180
April	4,538	4,306
May	4,538	4,306
June	4,538	4,306

### QUALITY

	Quantity	Base Number	Contract	AT	Region	England
% of FP17s for the same patient ID Re-attending within 3 months - Children	0	15	0.0%	11.3%	12.3%	11.8%
% of FP17s for the same patient ID Re-attending within 3 months - Adults	8	1,437	0.6%	16.7%	15.9%	15.7%
% of FP17s for the same patient ID Re-attending between 3 & 9 months - Children	0	15	0.0%	54.4%	60.2%	58.9%
% of FP17s for the same patient ID Re-attending between 3 & 9 months - Adults	1	1,437	0.1%	45.0%	53.0%	50.8%
% of FP17s for Band 1 Urgent Courses	0	1,447	0.0%	11.7%	9.1%	9.1%
% of FP17s Relating to Free Repair or Replacements	0	1,447	0.0%	0.9%	1.0%	0.8%
% of FP17s Relating to Continuations	0	1,447	0.0%	1.2%	1.0%	0.9%
% of Patients satisfied with the dentistry they have received	1	2	N/A	90.2%	93.2%	92.5%
% of Patients satisfied with the time they had to wait for an appointment	1	2	N/A	87.9%	88.1%	87.0%

\* This is based on patients treated on this contract for their most recent course of treatment. Figures in italics indicate the base number of FP17s or Patient Questionnaire responses are less than 100. N/A is shown where the base number of responses is less than 10 during the period. % is calculated as Quantity/Base number\*100

## Q48 - Vital Signs At a Glance Contract Report for 100306/0000 - Year end March 2019

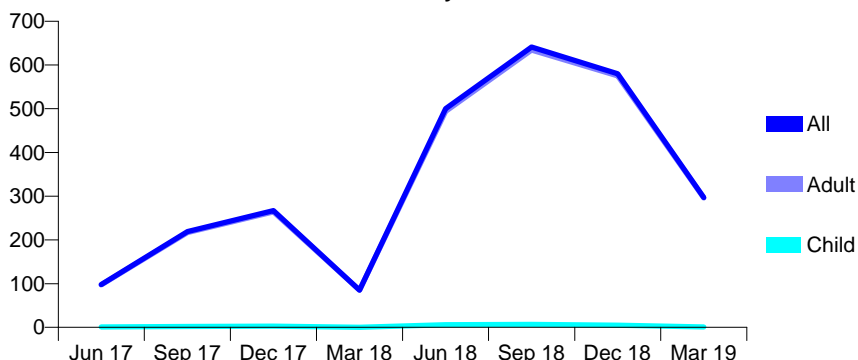
Name or company name	MR SR LAKSHMIAH
Contract type name	PDS Contract
Purpose of contract	General
Contract start date	01/04/2017
Contract end date	31/03/2020

18/19 Contracted general activity (UDA)	1,375
Carry forward general activity (UDA)	0
18/19 Contracted orthodontic activity (UOA)	0
Carry forward orthodontic activity (UOA)	0
Baseline contract value	£223,696.00

### ACCESS\*

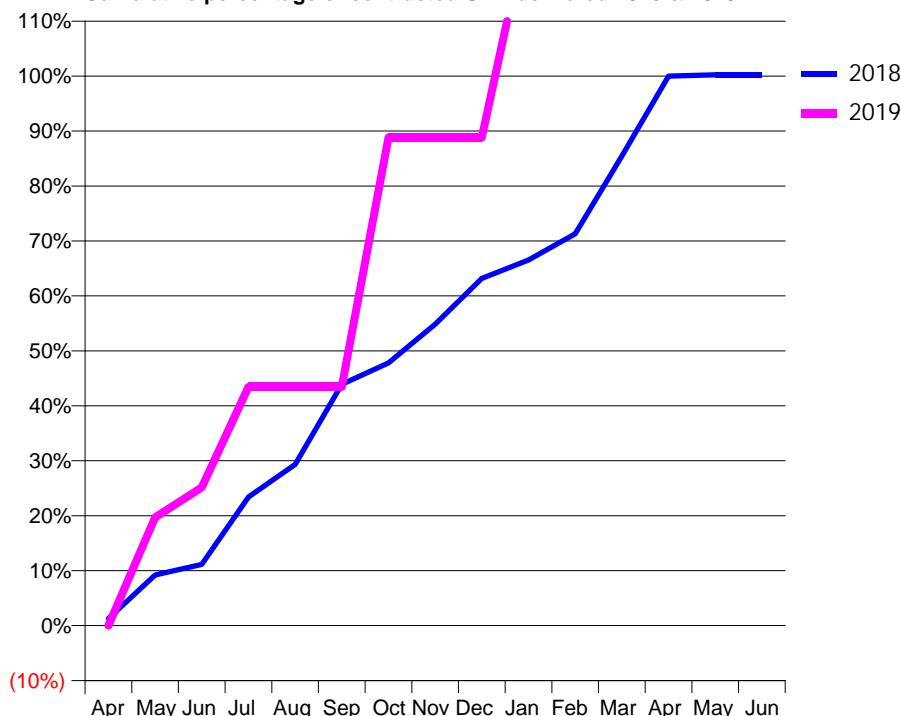
Patients seen in 24 months	Total	Change since previous quarter
Quarter ending March 2018	85	
Quarter ending June 2018	500	↑
Quarter ending September 2018	641	↑
Quarter ending December 2018	580	↓
Quarter ending March 2019	297	↓
<b>Variance since March 2018</b>	<b>249.4%</b>	<b>↑</b>

### Access trend analysis



### ACTIVITY

#### Cumulative percentage of contracted UDA delivered 2018 & 2019



Adjusted Scheduled Activity (UDA)		
Month	2018	2019
April	18	0
May	127	271
June	154	346
July	323	597
August	405	597
September	606	597
October	660	1,221
November	757	1,221
December	872	1,221
January	918	1,761
February	984	2,058
March	1,179	2,097
April	1,380	2,517
May	1,383	2,521
June	1,383	2,521

### QUALITY

	Quantity	Base Number	Contract	AT	Region	England
% of FP17s for the same patient ID Re-attending within 3 months - Children	0	22	0.0%	11.3%	12.3%	11.8%
% of FP17s for the same patient ID Re-attending within 3 months - Adults	40	1,190	3.4%	16.7%	15.9%	15.7%
% of FP17s for the same patient ID Re-attending between 3 & 9 months - Children	1	22	4.5%	54.4%	60.2%	58.9%
% of FP17s for the same patient ID Re-attending between 3 & 9 months - Adults	1	1,190	0.1%	45.0%	53.0%	50.8%
% of FP17s for Band 1 Urgent Courses	0	1,321	0.0%	11.7%	9.1%	9.1%
% of FP17s Relating to Free Repair or Replacements	0	1,321	0.0%	0.9%	1.0%	0.8%
% of FP17s Relating to Continuations	0	1,321	0.0%	1.2%	1.0%	0.9%
% of Patients satisfied with the dentistry they have received	0	0	N/A	90.2%	93.2%	92.5%
% of Patients satisfied with the time they had to wait for an appointment	0	0	N/A	87.9%	88.1%	87.0%

\* This is based on patients treated on this contract for their most recent course of treatment.

Figures in italics indicate the base number of FP17s or Patient Questionnaire responses are less than 100. N/A is shown where the base number of responses is less than 10 during the period. % is calculated as Quantity/Base number\*100

## Q48 - Vital Signs At a Glance Contract Report for 100425/0000 - Year end March 2019

Name or company name	Redbridge Assocaites Limited
Contract type name	PDS Contract
Purpose of contract	General
Contract start date	01/05/2017
Contract end date	30/11/2019

18/19 Contracted general activity (UDA)	2,400
Carry forward general activity (UDA)	0
18/19 Contracted orthodontic activity (UOA)	0
Carry forward orthodontic activity (UOA)	0
Baseline contract value	£127,678.93

### ACCESS\*

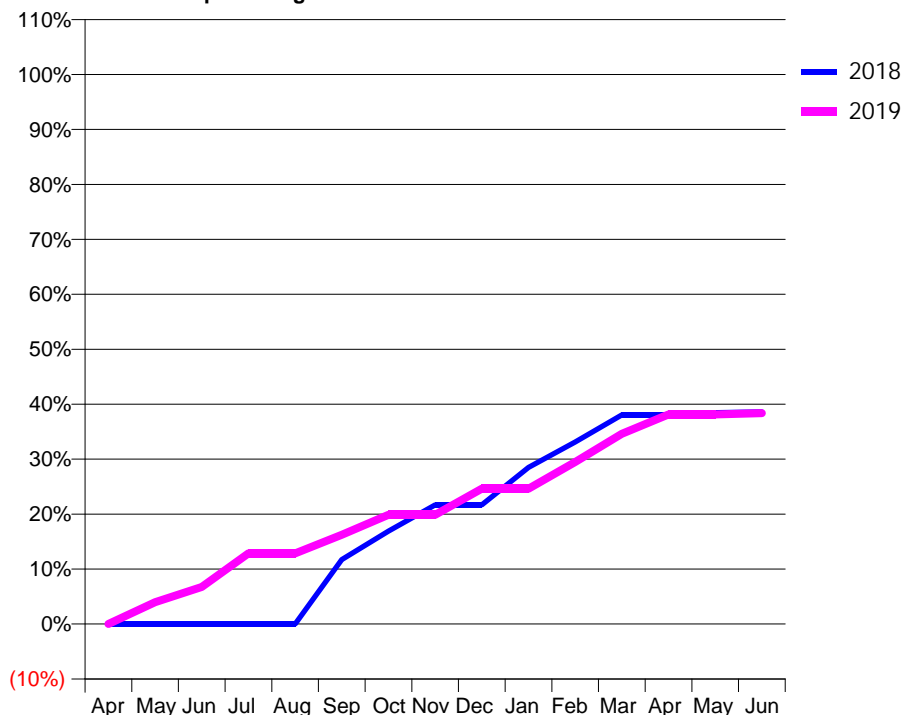
Patients seen in 24 months	Total	Change since previous quarter
Quarter ending March 2018	58	
Quarter ending June 2018	233	↑
Quarter ending September 2018	251	↑
Quarter ending December 2018	262	↑
Quarter ending March 2019	127	↓
<b>Variance since March 2018</b>	<b>119.0%</b>	<b>↑</b>

### Access trend analysis



### ACTIVITY

#### Cumulative percentage of contracted UDA delivered 2018 & 2019



Adjusted Scheduled Activity (UDA)		
Month	2018	2019
April	0	0
May	0	96
June	0	162
July	0	309
August	0	309
September	258	390
October	372	477
November	477	477
December	477	591
January	627	591
February	729	708
March	837	831
April	837	915
May	846	915
June	849	921

### QUALITY

	Quantity	Base Number	Contract	AT	Region	England
% of FP17s for the same patient ID Re-attending within 3 months - Children	0	1	0.0%	11.3%	12.3%	11.8%
% of FP17s for the same patient ID Re-attending within 3 months - Adults	0	280	0.0%	16.7%	15.9%	15.7%
% of FP17s for the same patient ID Re-attending between 3 & 9 months - Children	0	1	0.0%	54.4%	60.2%	58.9%
% of FP17s for the same patient ID Re-attending between 3 & 9 months - Adults	2	280	0.7%	45.0%	53.0%	50.8%
% of FP17s for Band 1 Urgent Courses	0	307	0.0%	11.7%	9.1%	9.1%
% of FP17s Relating to Free Repair or Replacements	0	307	0.0%	0.9%	1.0%	0.8%
% of FP17s Relating to Continuations	0	307	0.0%	1.2%	1.0%	0.9%
% of Patients satisfied with the dentistry they have received	0	0	N/A	90.2%	93.2%	92.5%
% of Patients satisfied with the time they had to wait for an appointment	0	0	N/A	87.9%	88.1%	87.0%

\* This is based on patients treated on this contract for their most recent course of treatment.

Figures in italics indicate the base number of FP17s or Patient Questionnaire responses are less than 100. N/A is shown where the base number of responses is less than 10 during the period. % is calculated as Quantity/Base number\*100

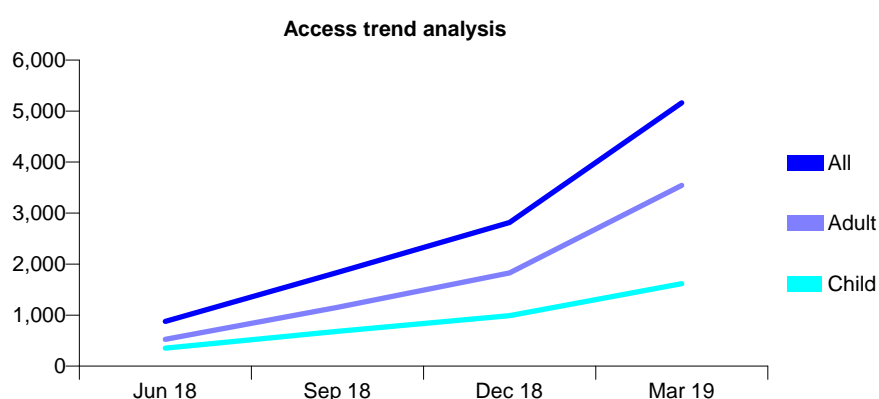
## Q48 - Vital Signs At a Glance Contract Report for 100653/0000 - Year end March 2019

Name or company name	MR RK GOLLAPUDI
Contract type name	GDS Contract
Purpose of contract	General
Contract start date	01/04/2018
Contract end date	

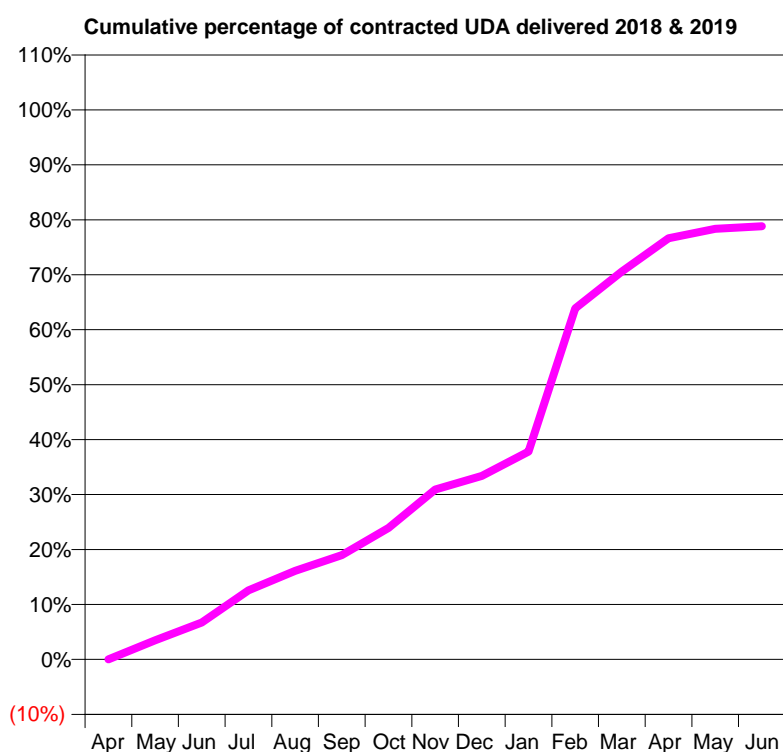
18/19 Contracted general activity (UDA)	24,000
Carry forward general activity (UDA)	0
18/19 Contracted orthodontic activity (UOA)	0
Carry forward orthodontic activity (UOA)	0
Baseline contract value	£633,995.14

### ACCESS\*

Patients seen in 24 months	Total	Change since previous quarter
Quarter ending March 2018	0	
Quarter ending June 2018	876	↑
Quarter ending September 2018	1,836	↑
Quarter ending December 2018	2,816	↑
Quarter ending March 2019	5,161	↑
Variance since March 2018	N/A	



### ACTIVITY



Adjusted Scheduled Activity (UDA)		
Month	2018	2019
April	0	0
May	0	837
June	0	1,610
July	0	3,020
August	0	3,870
September	0	4,556
October	0	5,745
November	0	7,422
December	0	8,013
January	0	9,077
February	0	15,329
March	0	16,938
April	0	18,394
May	0	18,802
June	0	18,917

### QUALITY

	Quantity	Base Number	Contract	AT	Region	England
% of FP17s for the same patient ID Re-attending within 3 months - Children	142	2,475	5.7%	11.3%	12.3%	11.8%
% of FP17s for the same patient ID Re-attending within 3 months - Adults	556	5,345	10.4%	16.7%	15.9%	15.7%
% of FP17s for the same patient ID Re-attending between 3 & 9 months - Children	540	2,475	21.8%	54.4%	60.2%	58.9%
% of FP17s for the same patient ID Re-attending between 3 & 9 months - Adults	1,005	5,345	18.8%	45.0%	53.0%	50.8%
% of FP17s for Band 1 Urgent Courses	969	8,706	11.1%	11.7%	9.1%	9.1%
% of FP17s Relating to Free Repair or Replacements	32	8,706	0.4%	0.9%	1.0%	0.8%
% of FP17s Relating to Continuations	28	8,706	0.3%	1.2%	1.0%	0.9%
% of Patients satisfied with the dentistry they have received	3	3	N/A	90.2%	93.2%	92.5%
% of Patients satisfied with the time they had to wait for an appointment	3	3	N/A	87.9%	88.1%	87.0%

\* This is based on patients treated on this contract for their most recent course of treatment.

Figures in italics indicate the base number of FP17s or Patient Questionnaire responses are less than 100. N/A is shown where the base number of responses is less than 10 during the period. % is calculated as Quantity/Base number\*100



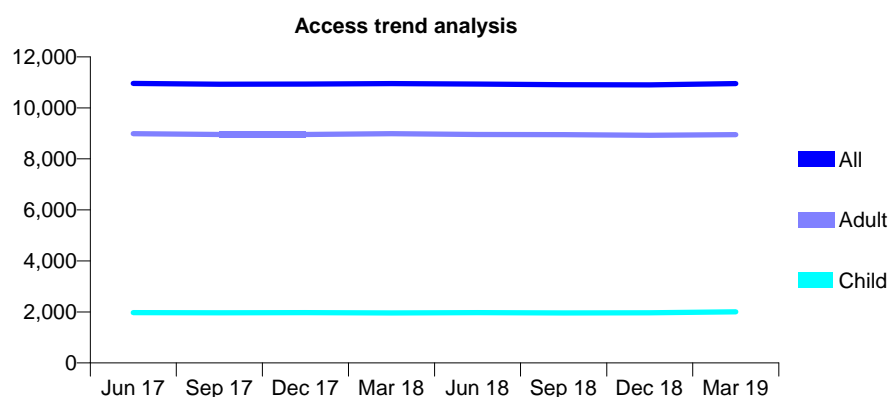
## Q48 - Vital Signs At a Glance Contract Report for 101281/0115 - Year end March 2019

Name or company name	OASIS DENTAL CARE LTD
Contract type name	GDS Contract
Purpose of contract	General
Contract start date	01/04/2006
Contract end date	

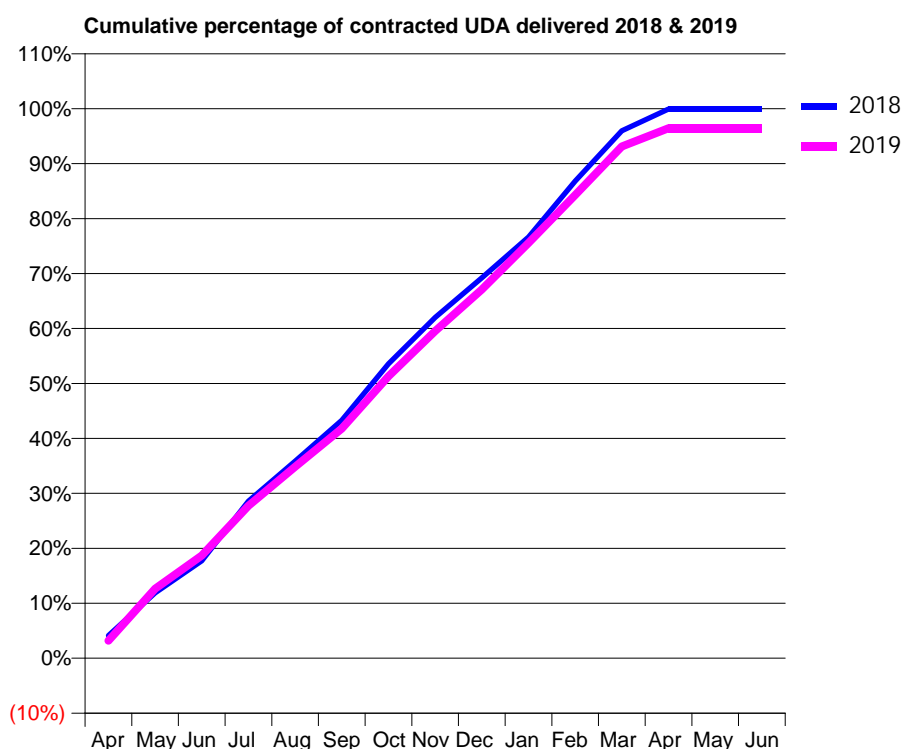
18/19 Contracted general activity (UDA)	34,474
Carry forward general activity (UDA)	28
18/19 Contracted orthodontic activity (UOA)	0
Carry forward orthodontic activity (UOA)	0
Baseline contract value	£974,796.89

### ACCESS\*

Patients seen in 24 months	Total	Change since previous quarter
Quarter ending March 2018	10,954	
Quarter ending June 2018	10,935	→
Quarter ending September 2018	10,910	→
Quarter ending December 2018	10,898	→
Quarter ending March 2019	10,950	→
<b>Variance since March 2018</b>	<b>(0.0%)</b>	→



### ACTIVITY



Adjusted Scheduled Activity (UDA)		
Month	2018	2019
April	1,417	1,099
May	4,100	4,365
June	6,109	6,444
July	9,852	9,566
August	12,372	12,016
September	14,932	14,398
October	18,466	17,678
November	21,381	20,524
December	23,859	23,130
January	26,423	26,049
February	29,927	29,062
March	33,082	32,103
April	34,446	33,242
May	34,452	33,242
June	34,446	33,247

### QUALITY

	Quantity	Base Number	Contract	AT	Region	England
% of FP17s for the same patient ID Re-attending within 3 months - Children	293	3,568	8.2%	11.3%	12.3%	11.8%
% of FP17s for the same patient ID Re-attending within 3 months - Adults	2,252	14,882	15.1%	16.7%	15.9%	15.7%
% of FP17s for the same patient ID Re-attending between 3 & 9 months - Children	2,578	3,568	72.3%	54.4%	60.2%	58.9%
% of FP17s for the same patient ID Re-attending between 3 & 9 months - Adults	9,859	14,882	66.2%	45.0%	53.0%	50.8%
% of FP17s for Band 1 Urgent Courses	1,312	18,314	7.2%	11.7%	9.1%	9.1%
% of FP17s Relating to Free Repair or Replacements	300	18,314	1.6%	0.9%	1.0%	0.8%
% of FP17s Relating to Continuations	263	18,314	1.4%	1.2%	1.0%	0.9%
% of Patients satisfied with the dentistry they have received	10	11	90.9%	90.2%	93.2%	92.5%
% of Patients satisfied with the time they had to wait for an appointment	9	11	81.8%	87.9%	88.1%	87.0%

\* This is based on patients treated on this contract for their most recent course of treatment.

Figures in italics indicate the base number of FP17s or Patient Questionnaire responses are less than 100. N/A is shown where the base number of responses is less than 10 during the period. % is calculated as Quantity/Base number\*100

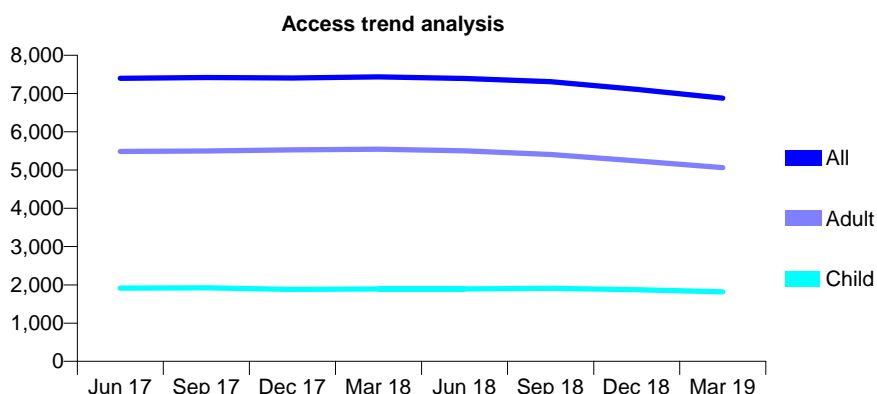
## Q48 - Vital Signs At a Glance Contract Report for 101281/0168 - Year end March 2019

Name or company name	OASIS DENTAL CARE LTD
Contract type name	GDS Contract
Purpose of contract	General
Contract start date	29/05/2007
Contract end date	

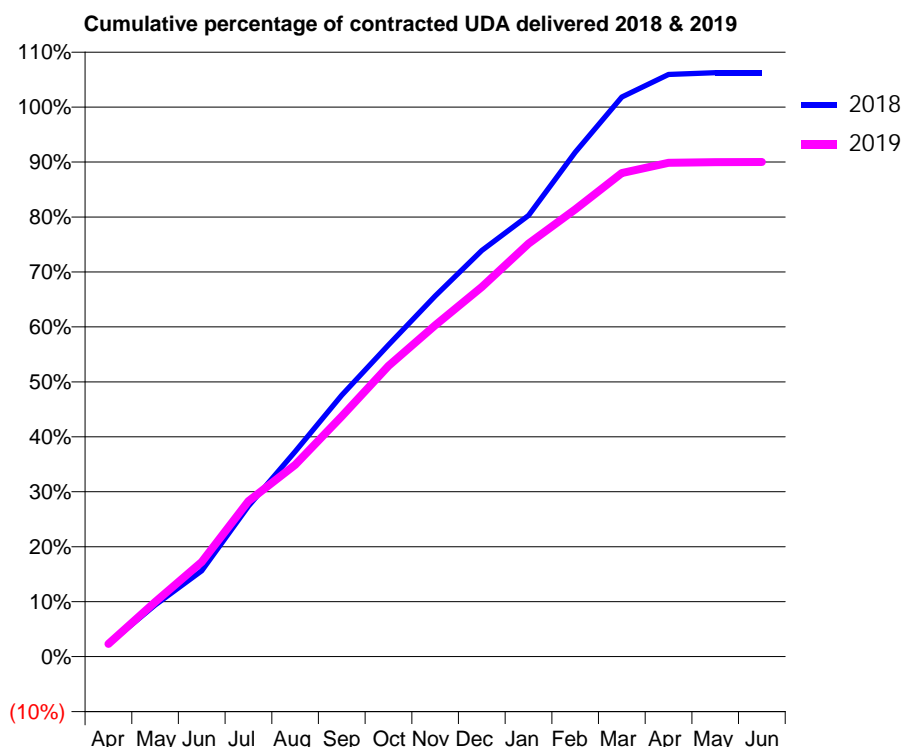
18/19 Contracted general activity (UDA)	20,675
Carry forward general activity (UDA)	173
18/19 Contracted orthodontic activity (UOA)	0
Carry forward orthodontic activity (UOA)	0
Baseline contract value	£589,787.32

### ACCESS\*

Patients seen in 24 months	Total	Change since previous quarter
Quarter ending March 2018	7,437	
Quarter ending June 2018	7,391	→
Quarter ending September 2018	7,312	↓
Quarter ending December 2018	7,110	↓
Quarter ending March 2019	6,880	↓
<b>Variance since March 2018</b>	<b>(7.5%)</b>	<b>↓</b>



### ACTIVITY



Adjusted Scheduled Activity (UDA)		
Month	2018	2019
April	474	480
May	1,942	2,055
June	3,233	3,560
July	5,661	5,849
August	7,718	7,220
September	9,835	9,044
October	11,729	10,937
November	13,571	12,466
December	15,279	13,907
January	16,598	15,536
February	18,977	16,828
March	21,051	18,191
April	21,903	18,576
May	21,968	18,601
June	21,969	18,605

### QUALITY

	Quantity	Base Number	Contract	AT	Region	England
% of FP17s for the same patient ID Re-attending within 3 months - Children	355	2,596	13.7%	11.3%	12.3%	11.8%
% of FP17s for the same patient ID Re-attending within 3 months - Adults	1,398	6,532	21.4%	16.7%	15.9%	15.7%
% of FP17s for the same patient ID Re-attending between 3 & 9 months - Children	1,304	2,596	50.2%	54.4%	60.2%	58.9%
% of FP17s for the same patient ID Re-attending between 3 & 9 months - Adults	2,780	6,532	42.6%	45.0%	53.0%	50.8%
% of FP17s for Band 1 Urgent Courses	2,240	8,961	25.0%	11.7%	9.1%	9.1%
% of FP17s Relating to Free Repair or Replacements	36	8,961	0.4%	0.9%	1.0%	0.8%
% of FP17s Relating to Continuations	231	8,961	2.6%	1.2%	1.0%	0.9%
% of Patients satisfied with the dentistry they have received	5	7	N/A	90.2%	93.2%	92.5%
% of Patients satisfied with the time they had to wait for an appointment	6	7	N/A	87.9%	88.1%	87.0%

\* This is based on patients treated on this contract for their most recent course of treatment.  
 Figures in *italics* indicate the base number of FP17s or Patient Questionnaire responses are less than 100. N/A is shown where the base number of responses is less than 10 during the period. % is calculated as Quantity/Base number\*100

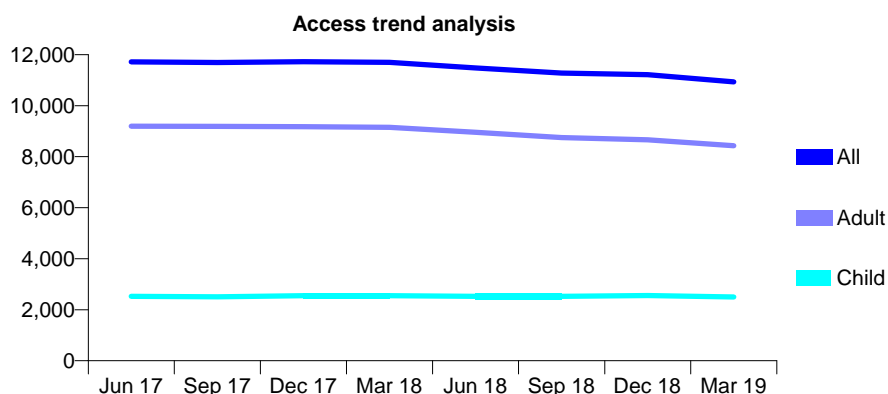
## Q48 - Vital Signs At a Glance Contract Report for 101338/0039 - Year end March 2019

Name or company name	Whitecross Dental Care Limited
Contract type name	GDS Contract
Purpose of contract	General
Contract start date	01/04/2006
Contract end date	

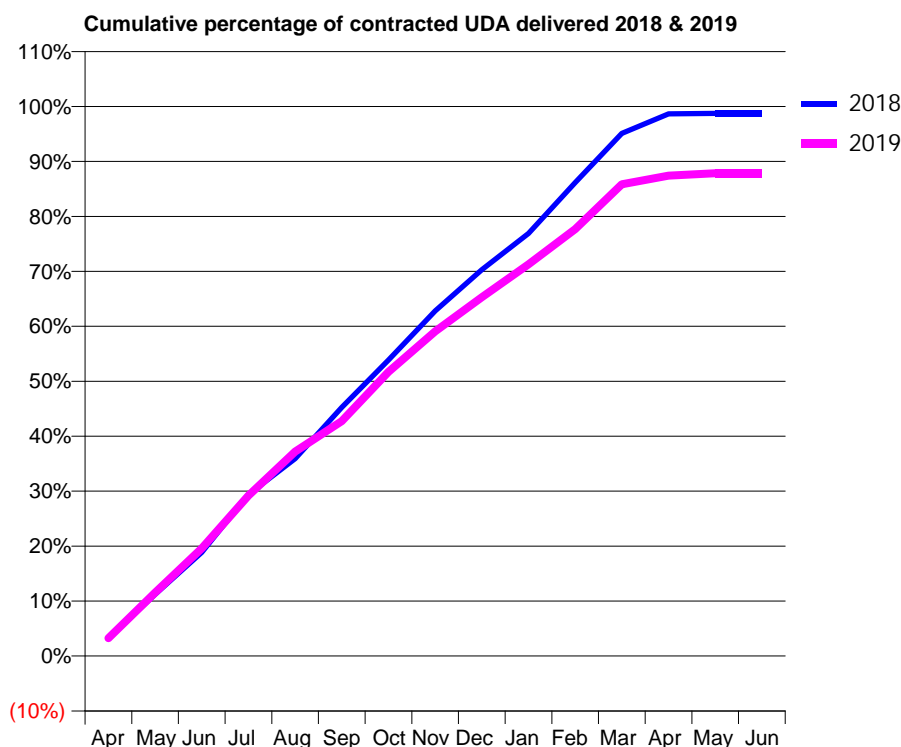
18/19 Contracted general activity (UDA)	39,698
Carry forward general activity (UDA)	500
18/19 Contracted orthodontic activity (UOA)	0
Carry forward orthodontic activity (UOA)	0
Baseline contract value	£1,041,455.21

### ACCESS\*

Patients seen in 24 months	Total	Change since previous quarter
Quarter ending March 2018	11,701	
Quarter ending June 2018	11,480	↓
Quarter ending September 2018	11,274	↓
Quarter ending December 2018	11,218	→
Quarter ending March 2019	10,932	↓
<b>Variance since March 2018</b>	<b>(6.6%)</b>	<b>↓</b>



### ACTIVITY



Adjusted Scheduled Activity (UDA)		
Month	2018	2019
April	1,291	1,297
May	4,460	4,592
June	7,489	7,778
July	11,673	11,597
August	14,258	14,777
September	17,966	16,971
October	21,382	20,521
November	24,937	23,448
December	27,904	25,919
January	30,526	28,302
February	34,207	30,838
March	37,753	34,077
April	39,162	34,697
May	39,194	34,879
June	39,198	34,880

### QUALITY

	Quantity	Base Number	Contract	AT	Region	England
% of FP17s for the same patient ID Re-attending within 3 months - Children	168	3,027	5.6%	11.3%	12.3%	11.8%
% of FP17s for the same patient ID Re-attending within 3 months - Adults	985	8,993	11.0%	16.7%	15.9%	15.7%
% of FP17s for the same patient ID Re-attending between 3 & 9 months - Children	1,575	3,027	52.0%	54.4%	60.2%	58.9%
% of FP17s for the same patient ID Re-attending between 3 & 9 months - Adults	4,045	8,993	45.0%	45.0%	53.0%	50.8%
% of FP17s for Band 1 Urgent Courses	806	11,796	6.8%	11.7%	9.1%	9.1%
% of FP17s Relating to Free Repair or Replacements	45	11,796	0.4%	0.9%	1.0%	0.8%
% of FP17s Relating to Continuations	137	11,796	1.2%	1.2%	1.0%	0.9%
% of Patients satisfied with the dentistry they have received	3	4	N/A	90.2%	93.2%	92.5%
% of Patients satisfied with the time they had to wait for an appointment	2	4	N/A	87.9%	88.1%	87.0%

\* This is based on patients treated on this contract for their most recent course of treatment.

Figures in italics indicate the base number of FP17s or Patient Questionnaire responses are less than 100. N/A is shown where the base number of responses is less than 10 during the period. % is calculated as Quantity/Base number\*100

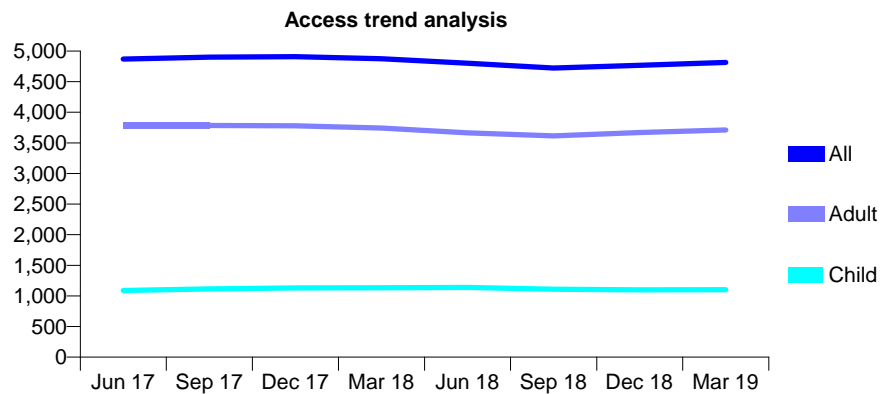
## Q48 - Vital Signs At a Glance Contract Report for 101338/0061 - Year end March 2019

Name or company name	Whitecross Dental Care Limited
Contract type name	GDS Contract
Purpose of contract	General
Contract start date	01/03/2008
Contract end date	

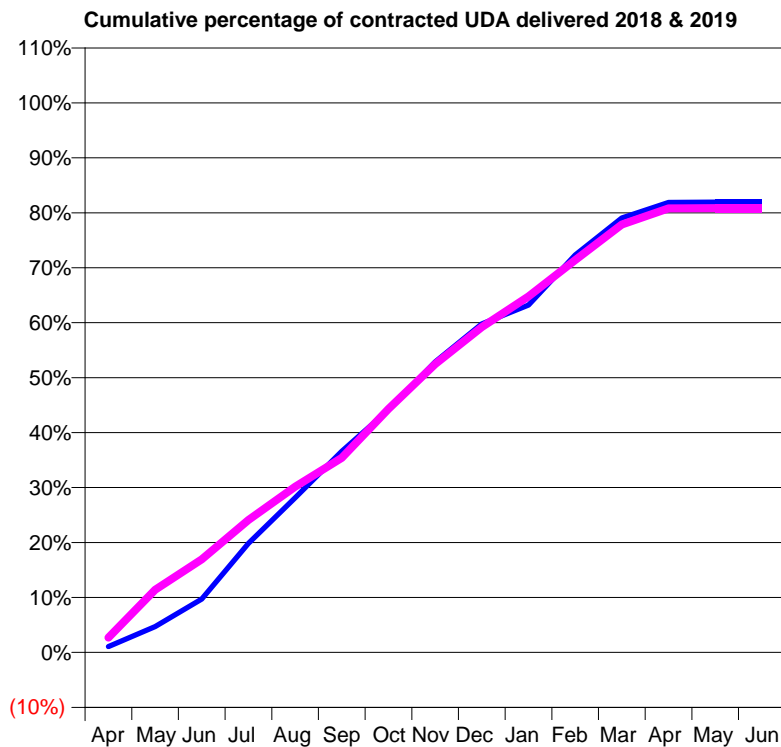
18/19 Contracted general activity (UDA)	18,976
Carry forward general activity (UDA)	0
18/19 Contracted orthodontic activity (UOA)	0
Carry forward orthodontic activity (UOA)	0
Baseline contract value	£497,934.08

### ACCESS\*

Patients seen in 24 months	Total	Change since previous quarter
Quarter ending March 2018	4,875	
Quarter ending June 2018	4,801	↓
Quarter ending September 2018	4,722	↓
Quarter ending December 2018	4,769	→
Quarter ending March 2019	4,814	→
<b>Variance since March 2018</b>	<b>(1.3%)</b>	<b>↓</b>



### ACTIVITY



Adjusted Scheduled Activity (UDA)		
Month	2018	2019
April	199	514
May	895	2,165
June	1,845	3,218
July	3,762	4,577
August	5,339	5,722
September	6,942	6,716
October	8,376	8,404
November	10,031	9,954
December	11,343	11,236
January	11,993	12,291
February	13,724	13,551
March	15,001	14,775
April	15,537	15,333
May	15,547	15,339
June	15,547	15,338

### QUALITY

	Quantity	Base Number	Contract	AT	Region	England
% of FP17s for the same patient ID Re-attending within 3 months - Children	110	1,317	8.4%	11.3%	12.3%	11.8%
% of FP17s for the same patient ID Re-attending within 3 months - Adults	620	4,011	15.5%	16.7%	15.9%	15.7%
% of FP17s for the same patient ID Re-attending between 3 & 9 months - Children	551	1,317	41.8%	54.4%	60.2%	58.9%
% of FP17s for the same patient ID Re-attending between 3 & 9 months - Adults	1,482	4,011	36.9%	45.0%	53.0%	50.8%
% of FP17s for Band 1 Urgent Courses	579	5,350	10.8%	11.7%	9.1%	9.1%
% of FP17s Relating to Free Repair or Replacements	98	5,350	1.8%	0.9%	1.0%	0.8%
% of FP17s Relating to Continuations	105	5,350	2.0%	1.2%	1.0%	0.9%
% of Patients satisfied with the dentistry they have received	5	5	N/A	90.2%	93.2%	92.5%
% of Patients satisfied with the time they had to wait for an appointment	5	5	N/A	87.9%	88.1%	87.0%

\* This is based on patients treated on this contract for their most recent course of treatment.

Figures in italics indicate the base number of FP17s or Patient Questionnaire responses are less than 100. N/A is shown where the base number of responses is less than 10 during the period. % is calculated as Quantity/Base number\*100

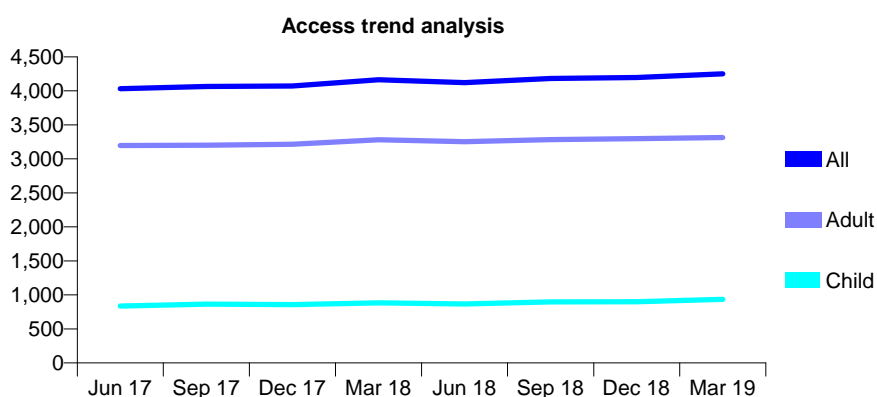
## Q48 - Vital Signs At a Glance Contract Report for 101338/0063 - Year end March 2019

Name or company name	Whitecross Dental Care Limited
Contract type name	GDS Contract
Purpose of contract	General
Contract start date	01/04/2008
Contract end date	

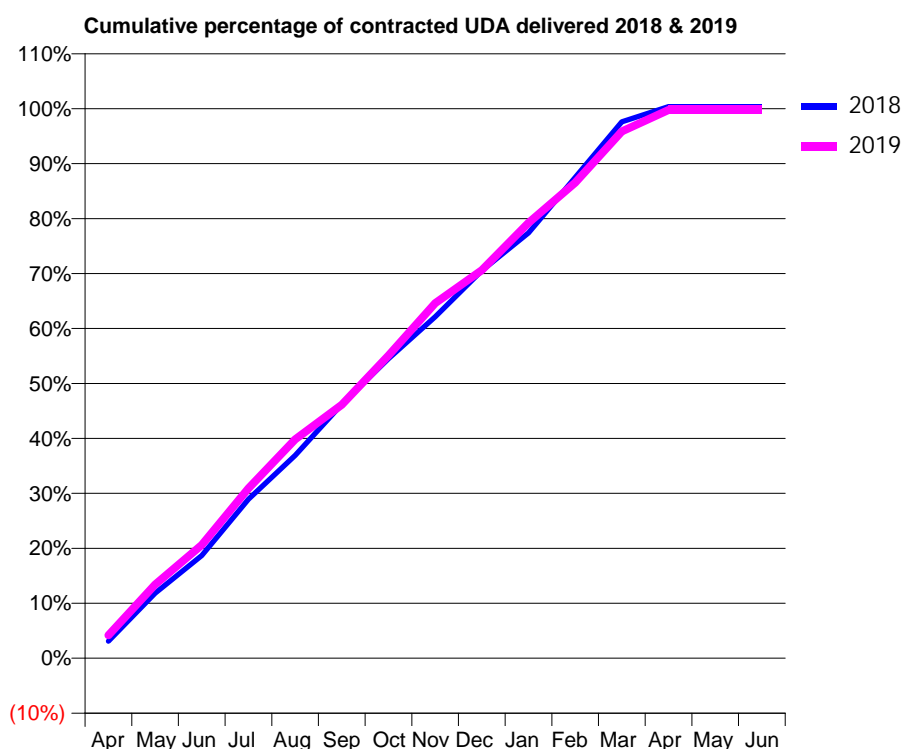
18/19 Contracted general activity (UDA)	13,627
Carry forward general activity (UDA)	0
18/19 Contracted orthodontic activity (UOA)	0
Carry forward orthodontic activity (UOA)	0
Baseline contract value	£361,932.74

### ACCESS\*

Patients seen in 24 months	Total	Change since previous quarter
Quarter ending March 2018	4,164	
Quarter ending June 2018	4,121	↓
Quarter ending September 2018	4,181	→
Quarter ending December 2018	4,197	→
Quarter ending March 2019	4,250	→
<b>Variance since March 2018</b>	<b>2.1%</b>	<b>↑</b>



### ACTIVITY



Adjusted Scheduled Activity (UDA)		
Month	2018	2019
April	425	569
May	1,615	1,827
June	2,546	2,808
July	3,943	4,212
August	5,032	5,427
September	6,296	6,285
October	7,425	7,508
November	8,466	8,805
December	9,608	9,620
January	10,548	10,795
February	11,923	11,791
March	13,301	13,065
April	13,678	13,593
May	13,678	13,593
June	13,679	13,593

### QUALITY

	Quantity	Base Number	Contract	AT	Region	England
% of FP17s for the same patient ID Re-attending within 3 months - Children	68	1,135	6.0%	11.3%	12.3%	11.8%
% of FP17s for the same patient ID Re-attending within 3 months - Adults	418	4,108	10.2%	16.7%	15.9%	15.7%
% of FP17s for the same patient ID Re-attending between 3 & 9 months - Children	566	1,135	49.9%	54.4%	60.2%	58.9%
% of FP17s for the same patient ID Re-attending between 3 & 9 months - Adults	2,100	4,108	51.1%	45.0%	53.0%	50.8%
% of FP17s for Band 1 Urgent Courses	234	5,262	4.4%	11.7%	9.1%	9.1%
% of FP17s Relating to Free Repair or Replacements	26	5,262	0.5%	0.9%	1.0%	0.8%
% of FP17s Relating to Continuations	77	5,262	1.5%	1.2%	1.0%	0.9%
% of Patients satisfied with the dentistry they have received	3	4	N/A	90.2%	93.2%	92.5%
% of Patients satisfied with the time they had to wait for an appointment	4	4	N/A	87.9%	88.1%	87.0%

\* This is based on patients treated on this contract for their most recent course of treatment.

Figures in italics indicate the base number of FP17s or Patient Questionnaire responses are less than 100. N/A is shown where the base number of responses is less than 10 during the period. % is calculated as Quantity/Base number\*100

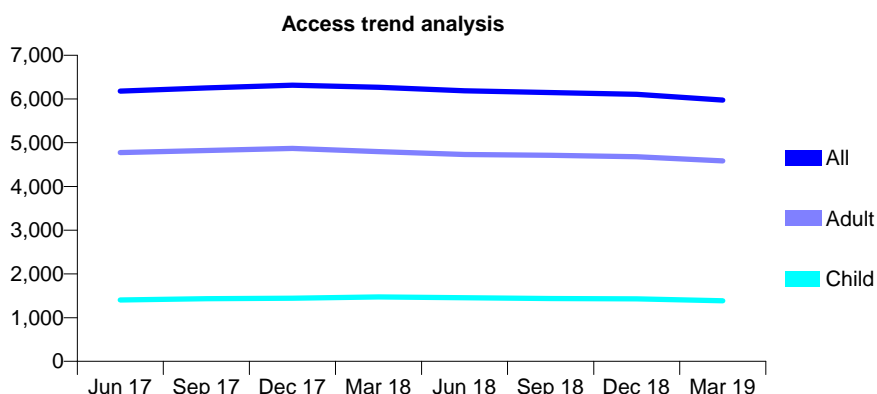
## Q48 - Vital Signs At a Glance Contract Report for 101370/0051 - Year end March 2019

Name or company name	Petrie Tucker & Partners Ltd
Contract type name	GDS Contract
Purpose of contract	General
Contract start date	01/04/2006
Contract end date	

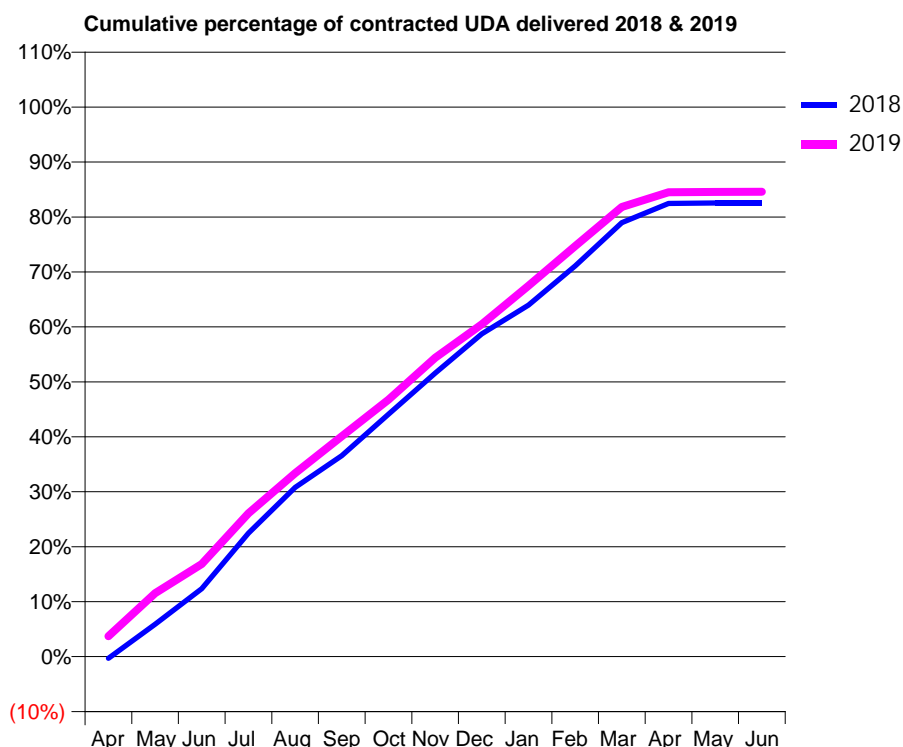
18/19 Contracted general activity (UDA)	20,143
Carry forward general activity (UDA)	0
18/19 Contracted orthodontic activity (UOA)	0
Carry forward orthodontic activity (UOA)	0
Baseline contract value	£528,443.50

### ACCESS\*

Patients seen in 24 months	Total	Change since previous quarter
Quarter ending March 2018	6,267	
Quarter ending June 2018	6,188	↓
Quarter ending September 2018	6,147	→
Quarter ending December 2018	6,107	→
Quarter ending March 2019	5,973	↓
<b>Variance since March 2018</b>	<b>(4.7%)</b>	<b>↓</b>



### ACTIVITY



Adjusted Scheduled Activity (UDA)		
Month	2018	2019
April	-67	750
May	1,191	2,329
June	2,489	3,397
July	4,530	5,252
August	6,204	6,728
September	7,365	8,071
October	8,885	9,418
November	10,390	10,956
December	11,833	12,180
January	12,886	13,595
February	14,319	15,050
March	15,904	16,481
April	16,610	17,020
May	16,626	17,034
June	16,627	17,035

### QUALITY

	Quantity	Base Number	Contract	AT	Region	England
% of FP17s for the same patient ID Re-attending within 3 months - Children	119	1,587	7.5%	11.3%	12.3%	11.8%
% of FP17s for the same patient ID Re-attending within 3 months - Adults	816	4,996	16.3%	16.7%	15.9%	15.7%
% of FP17s for the same patient ID Re-attending between 3 & 9 months - Children	648	1,587	40.8%	54.4%	60.2%	58.9%
% of FP17s for the same patient ID Re-attending between 3 & 9 months - Adults	1,909	4,996	38.2%	45.0%	53.0%	50.8%
% of FP17s for Band 1 Urgent Courses	779	6,498	12.0%	11.7%	9.1%	9.1%
% of FP17s Relating to Free Repair or Replacements	34	6,498	0.5%	0.9%	1.0%	0.8%
% of FP17s Relating to Continuations	105	6,498	1.6%	1.2%	1.0%	0.9%
% of Patients satisfied with the dentistry they have received	3	3	N/A	90.2%	93.2%	92.5%
% of Patients satisfied with the time they had to wait for an appointment	3	3	N/A	87.9%	88.1%	87.0%

\* This is based on patients treated on this contract for their most recent course of treatment.  
 Figures in *italics* indicate the base number of FP17s or Patient Questionnaire responses are less than 100. N/A is shown where the base number of responses is less than 10 during the period. % is calculated as Quantity/Base number\*100

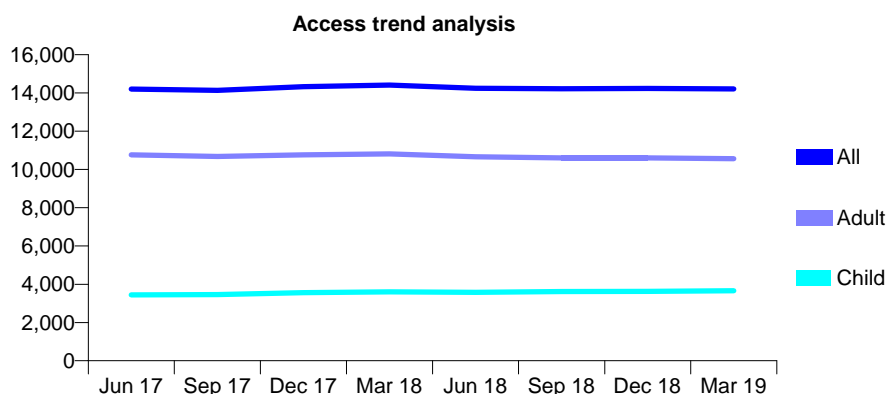
## Q48 - Vital Signs At a Glance Contract Report for 101370/0052 - Year end March 2019

Name or company name	Petrie Tucker & Partners Ltd
Contract type name	GDS Contract
Purpose of contract	General
Contract start date	01/04/2006
Contract end date	

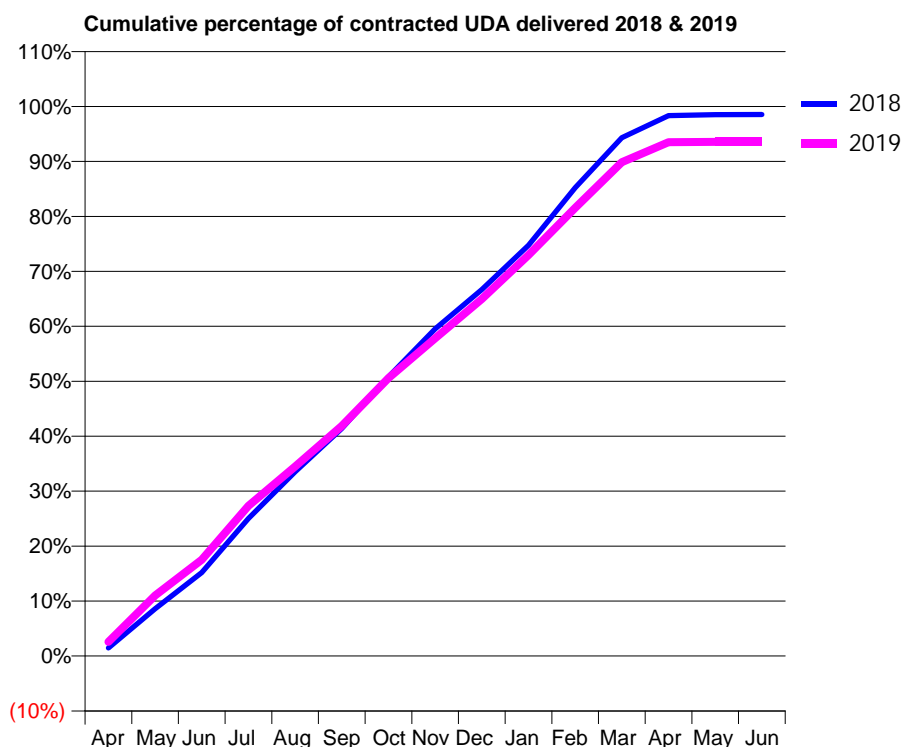
18/19 Contracted general activity (UDA)	49,672
Carry forward general activity (UDA)	733
18/19 Contracted orthodontic activity (UOA)	0
Carry forward orthodontic activity (UOA)	0
Baseline contract value	£1,303,117.62

### ACCESS\*

Patients seen in 24 months	Total	Change since previous quarter
Quarter ending March 2018	14,415	
Quarter ending June 2018	14,237	↓
Quarter ending September 2018	14,219	→
Quarter ending December 2018	14,231	→
Quarter ending March 2019	14,212	→
<b>Variance since March 2018</b>	<b>(1.4%)</b>	<b>↓</b>



### ACTIVITY



Adjusted Scheduled Activity (UDA)		
Month	2018	2019
April	726	1,287
May	4,277	5,482
June	7,535	8,693
July	12,436	13,577
August	16,667	17,139
September	20,552	20,802
October	25,235	25,119
November	29,575	28,713
December	33,112	32,267
January	37,123	36,243
February	42,342	40,508
March	46,848	44,634
April	48,830	46,443
May	48,937	46,472
June	48,939	46,471

### QUALITY

	Quantity	Base Number	Contract	AT	Region	England
% of FP17s for the same patient ID Re-attending within 3 months - Children	327	4,431	7.4%	11.3%	12.3%	11.8%
% of FP17s for the same patient ID Re-attending within 3 months - Adults	1,490	11,623	12.8%	16.7%	15.9%	15.7%
% of FP17s for the same patient ID Re-attending between 3 & 9 months - Children	2,090	4,431	47.2%	54.4%	60.2%	58.9%
% of FP17s for the same patient ID Re-attending between 3 & 9 months - Adults	4,996	11,623	43.0%	45.0%	53.0%	50.8%
% of FP17s for Band 1 Urgent Courses	1,175	15,945	7.4%	11.7%	9.1%	9.1%
% of FP17s Relating to Free Repair or Replacements	65	15,945	0.4%	0.9%	1.0%	0.8%
% of FP17s Relating to Continuations	209	15,945	1.3%	1.2%	1.0%	0.9%
% of Patients satisfied with the dentistry they have received	7	10	70.0%	90.2%	93.2%	92.5%
% of Patients satisfied with the time they had to wait for an appointment	9	10	90.0%	87.9%	88.1%	87.0%

\* This is based on patients treated on this contract for their most recent course of treatment.

Figures in italics indicate the base number of FP17s or Patient Questionnaire responses are less than 100. N/A is shown where the base number of responses is less than 10 during the period. % is calculated as Quantity/Base number\*100



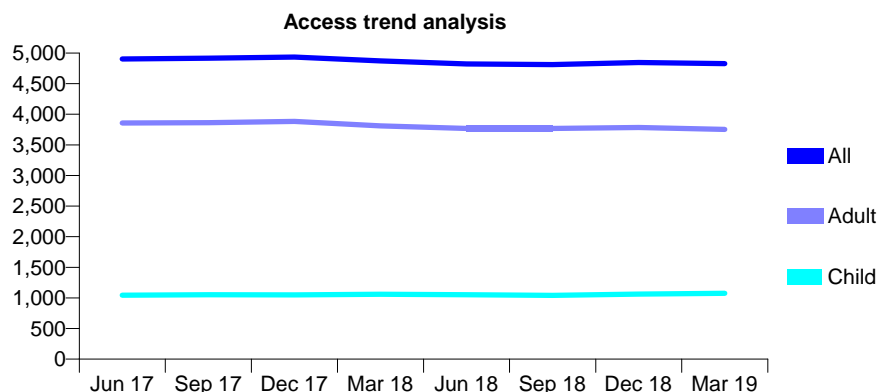
## Q48 - Vital Signs At a Glance Contract Report for 101370/0059 - Year end March 2019

Name or company name	Petrie Tucker & Partners Ltd
Contract type name	GDS Contract
Purpose of contract	General
Contract start date	01/04/2006
Contract end date	

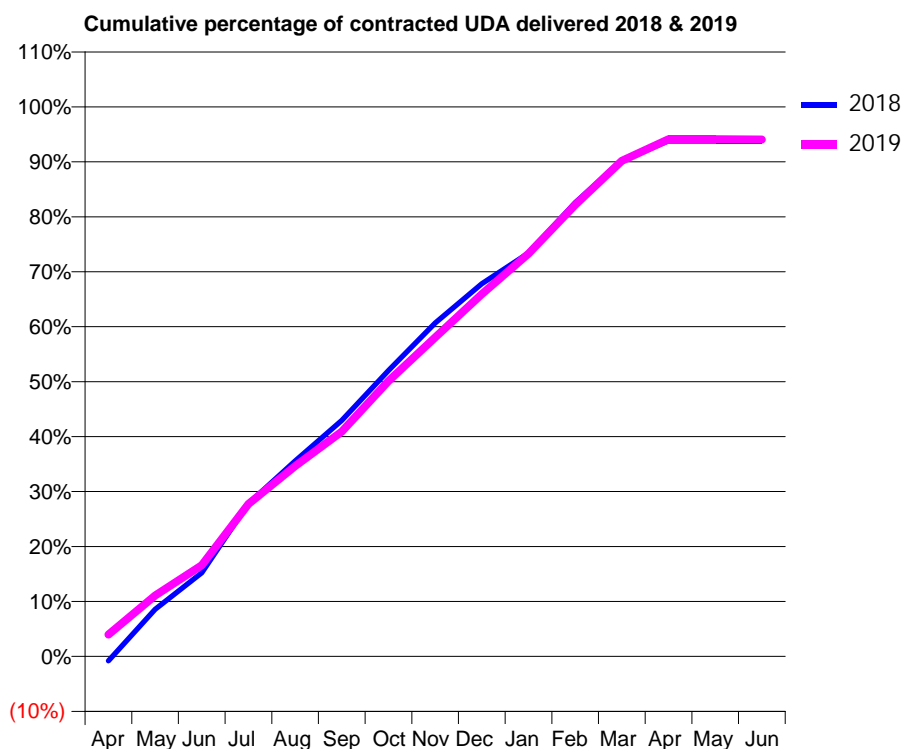
18/19 Contracted general activity (UDA)	15,940
Carry forward general activity (UDA)	0
18/19 Contracted orthodontic activity (UOA)	0
Carry forward orthodontic activity (UOA)	0
Baseline contract value	£453,052.72

### ACCESS\*

Patients seen in 24 months	Total	Change since previous quarter
Quarter ending March 2018	4,872	
Quarter ending June 2018	4,822	↓
Quarter ending September 2018	4,811	→
Quarter ending December 2018	4,847	→
Quarter ending March 2019	4,827	→
<b>Variance since March 2018</b>	<b>(0.9%)</b>	<b>→</b>



### ACTIVITY



Adjusted Scheduled Activity (UDA)		
Month	2018	2019
April	-128	633
May	1,366	1,765
June	2,427	2,644
July	4,436	4,424
August	5,673	5,522
September	6,844	6,520
October	8,297	7,985
November	9,672	9,256
December	10,811	10,506
January	11,700	11,681
February	13,162	13,095
March	14,379	14,371
April	14,955	15,001
May	14,961	15,000
June	14,961	14,990

### QUALITY

	Quantity	Base Number	Contract	AT	Region	England
% of FP17s for the same patient ID Re-attending within 3 months - Children	105	1,561	6.7%	11.3%	12.3%	11.8%
% of FP17s for the same patient ID Re-attending within 3 months - Adults	537	4,244	12.7%	16.7%	15.9%	15.7%
% of FP17s for the same patient ID Re-attending between 3 & 9 months - Children	865	1,561	55.4%	54.4%	60.2%	58.9%
% of FP17s for the same patient ID Re-attending between 3 & 9 months - Adults	1,816	4,244	42.8%	45.0%	53.0%	50.8%
% of FP17s for Band 1 Urgent Courses	405	5,778	7.0%	11.7%	9.1%	9.1%
% of FP17s Relating to Free Repair or Replacements	34	5,778	0.6%	0.9%	1.0%	0.8%
% of FP17s Relating to Continuations	99	5,778	1.7%	1.2%	1.0%	0.9%
% of Patients satisfied with the dentistry they have received	5	5	N/A	90.2%	93.2%	92.5%
% of Patients satisfied with the time they had to wait for an appointment	5	5	N/A	87.9%	88.1%	87.0%

\* This is based on patients treated on this contract for their most recent course of treatment.

Figures in italics indicate the base number of FP17s or Patient Questionnaire responses are less than 100. N/A is shown where the base number of responses is less than 10 during the period. % is calculated as Quantity/Base number\*100

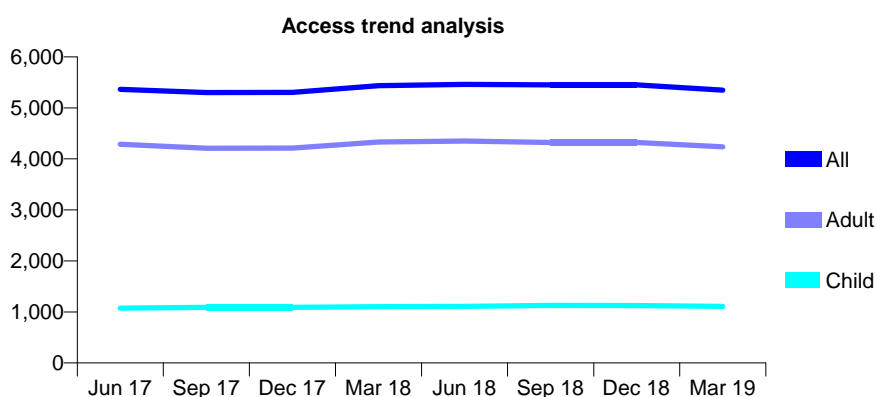
## Q48 - Vital Signs At a Glance Contract Report for 101370/0060 - Year end March 2019

Name or company name	Petrie Tucker & Partners Ltd
Contract type name	GDS Contract
Purpose of contract	General
Contract start date	01/04/2006
Contract end date	

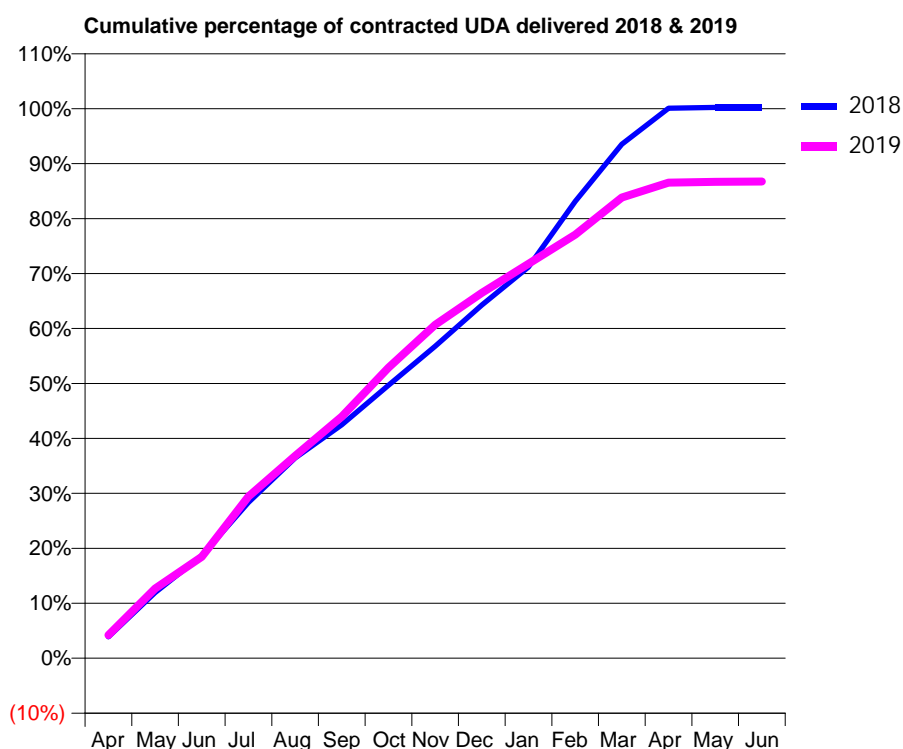
18/19 Contracted general activity (UDA)	17,393
Carry forward general activity (UDA)	0
18/19 Contracted orthodontic activity (UOA)	0
Carry forward orthodontic activity (UOA)	0
Baseline contract value	£540,151.65

### ACCESS\*

Patients seen in 24 months	Total	Change since previous quarter
Quarter ending March 2018	5,435	
Quarter ending June 2018	5,461	→
Quarter ending September 2018	5,449	→
Quarter ending December 2018	5,450	→
Quarter ending March 2019	5,348	↓
<b>Variance since March 2018</b>	<b>(1.6%)</b>	<b>↓</b>



### ACTIVITY



Adjusted Scheduled Activity (UDA)		
Month	2018	2019
April	599	731
May	1,840	2,206
June	2,871	3,212
July	4,364	5,119
August	5,611	6,405
September	6,539	7,645
October	7,644	9,195
November	8,740	10,556
December	9,895	11,564
January	10,959	12,482
February	12,795	13,406
March	14,398	14,581
April	15,407	15,049
May	15,424	15,074
June	15,428	15,088

### QUALITY

	Quantity	Base Number	Contract	AT	Region	England
% of FP17s for the same patient ID Re-attending within 3 months - Children	68	1,399	4.9%	11.3%	12.3%	11.8%
% of FP17s for the same patient ID Re-attending within 3 months - Adults	560	4,952	11.3%	16.7%	15.9%	15.7%
% of FP17s for the same patient ID Re-attending between 3 & 9 months - Children	743	1,399	53.1%	54.4%	60.2%	58.9%
% of FP17s for the same patient ID Re-attending between 3 & 9 months - Adults	2,251	4,952	45.5%	45.0%	53.0%	50.8%
% of FP17s for Band 1 Urgent Courses	481	6,203	7.8%	11.7%	9.1%	9.1%
% of FP17s Relating to Free Repair or Replacements	16	6,203	0.3%	0.9%	1.0%	0.8%
% of FP17s Relating to Continuations	68	6,203	1.1%	1.2%	1.0%	0.9%
% of Patients satisfied with the dentistry they have received	2	3	N/A	90.2%	93.2%	92.5%
% of Patients satisfied with the time they had to wait for an appointment	2	3	N/A	87.9%	88.1%	87.0%

\* This is based on patients treated on this contract for their most recent course of treatment.

Figures in italics indicate the base number of FP17s or Patient Questionnaire responses are less than 100. N/A is shown where the base number of responses is less than 10 during the period. % is calculated as Quantity/Base number\*100

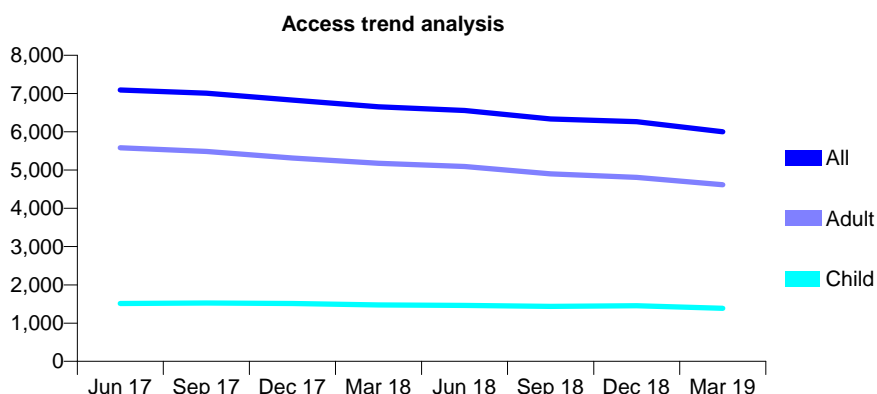
## Q48 - Vital Signs At a Glance Contract Report for 103071/0001 - Year end March 2019

Name or company name	200 Picton Road
Contract type name	GDS Contract
Purpose of contract	General
Contract start date	01/07/2009
Contract end date	

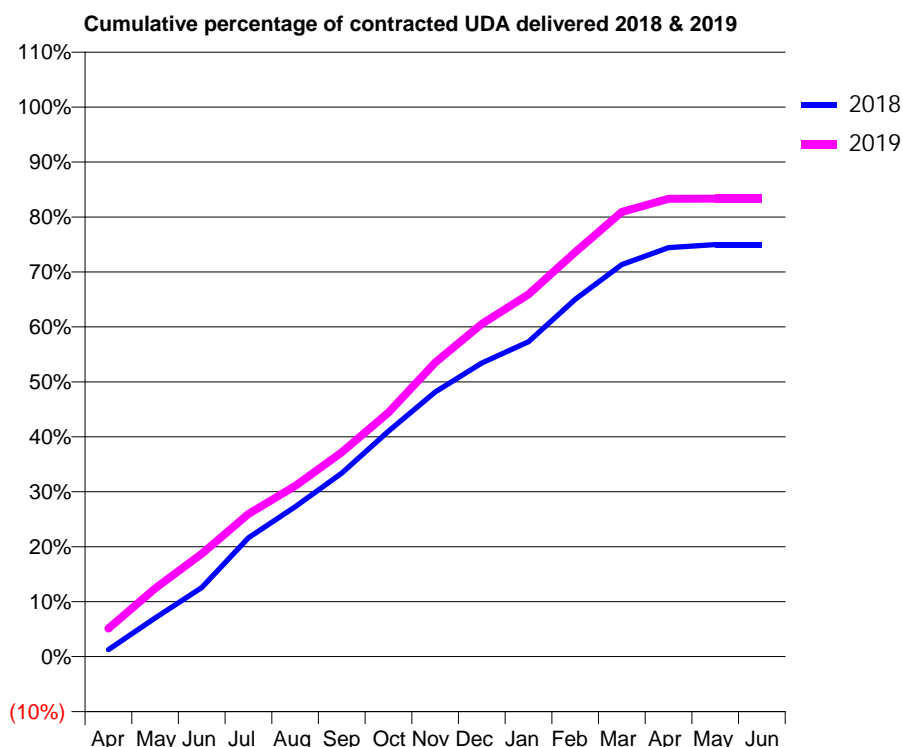
18/19 Contracted general activity (UDA)	20,000
Carry forward general activity (UDA)	0
18/19 Contracted orthodontic activity (UOA)	0
Carry forward orthodontic activity (UOA)	0
Baseline contract value	£524,668.80

### ACCESS\*

Patients seen in 24 months	Total	Change since previous quarter
Quarter ending March 2018	6,651	
Quarter ending June 2018	6,555	↓
Quarter ending September 2018	6,336	↓
Quarter ending December 2018	6,261	↓
Quarter ending March 2019	6,001	↓
<b>Variance since March 2018</b>	<b>(9.8%)</b>	<b>↓</b>



### ACTIVITY



Adjusted Scheduled Activity (UDA)		
Month	2018	2019
April	280	1,022
May	1,552	2,484
June	2,768	3,747
July	4,760	5,194
August	6,002	6,209
September	7,346	7,434
October	9,023	8,886
November	10,593	10,702
December	11,752	12,108
January	12,605	13,187
February	14,305	14,722
March	15,692	16,182
April	16,371	16,661
May	16,492	16,669
June	16,493	16,664

### QUALITY

	Quantity	Base Number	Contract	AT	Region	England
% of FP17s for the same patient ID Re-attending within 3 months - Children	70	1,540	4.5%	11.3%	12.3%	11.8%
% of FP17s for the same patient ID Re-attending within 3 months - Adults	451	4,327	10.4%	16.7%	15.9%	15.7%
% of FP17s for the same patient ID Re-attending between 3 & 9 months - Children	590	1,540	38.3%	54.4%	60.2%	58.9%
% of FP17s for the same patient ID Re-attending between 3 & 9 months - Adults	1,252	4,327	28.9%	45.0%	53.0%	50.8%
% of FP17s for Band 1 Urgent Courses	451	5,736	7.9%	11.7%	9.1%	9.1%
% of FP17s Relating to Free Repair or Replacements	18	5,736	0.3%	0.9%	1.0%	0.8%
% of FP17s Relating to Continuations	52	5,736	0.9%	1.2%	1.0%	0.9%
% of Patients satisfied with the dentistry they have received	0	0	N/A	90.2%	93.2%	92.5%
% of Patients satisfied with the time they had to wait for an appointment	0	0	N/A	87.9%	88.1%	87.0%

\* This is based on patients treated on this contract for their most recent course of treatment.  
 Figures in *italics* indicate the base number of FP17s or Patient Questionnaire responses are less than 100. N/A is shown where the base number of responses is less than 10 during the period. % is calculated as Quantity/Base number\*100

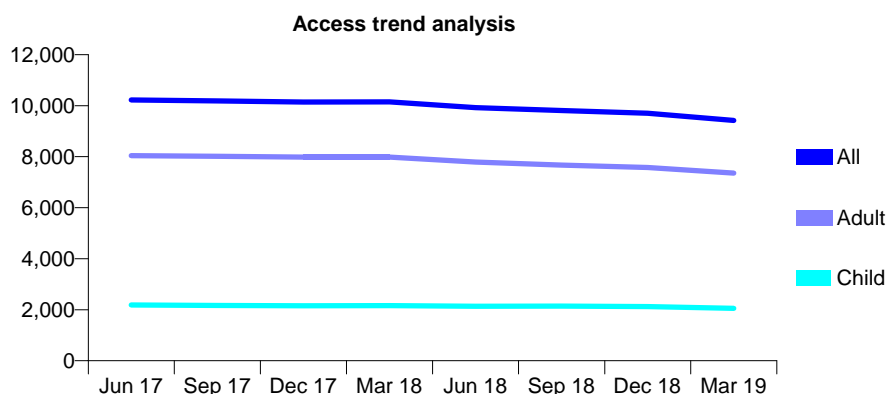
## Q48 - Vital Signs At a Glance Contract Report for 107050/0001 - Year end March 2019

Name or company name	IDH 363 LIMITED
Contract type name	GDS Contract
Purpose of contract	General
Contract start date	01/09/2009
Contract end date	

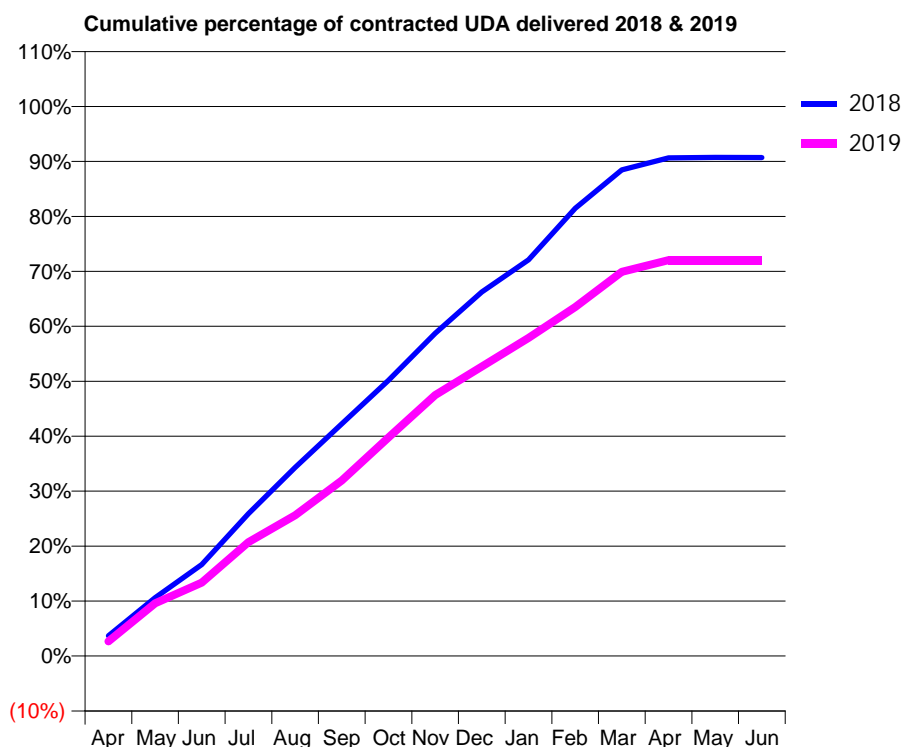
18/19 Contracted general activity (UDA)	29,500
Carry forward general activity (UDA)	0
18/19 Contracted orthodontic activity (UOA)	0
Carry forward orthodontic activity (UOA)	0
Baseline contract value	£760,653.34

### ACCESS\*

Patients seen in 24 months	Total	Change since previous quarter
Quarter ending March 2018	10,150	
Quarter ending June 2018	9,924	↓
Quarter ending September 2018	9,811	↓
Quarter ending December 2018	9,703	↓
Quarter ending March 2019	9,420	↓
<b>Variance since March 2018</b>	<b>(7.2%)</b>	<b>↓</b>



### ACTIVITY



Adjusted Scheduled Activity (UDA)		
Month	2018	2019
April	1,083	788
May	3,132	2,828
June	4,914	3,939
July	7,645	6,109
August	10,125	7,553
September	12,462	9,425
October	14,804	11,729
November	17,320	14,005
December	19,542	15,537
January	21,264	17,076
February	24,037	18,730
March	26,100	20,617
April	26,743	21,251
May	26,760	21,252
June	26,757	21,253

### QUALITY

	Quantity	Base Number	Contract	AT	Region	England
% of FP17s for the same patient ID Re-attending within 3 months - Children	131	2,189	6.0%	11.3%	12.3%	11.8%
% of FP17s for the same patient ID Re-attending within 3 months - Adults	901	6,903	13.1%	16.7%	15.9%	15.7%
% of FP17s for the same patient ID Re-attending between 3 & 9 months - Children	856	2,189	39.1%	54.4%	60.2%	58.9%
% of FP17s for the same patient ID Re-attending between 3 & 9 months - Adults	2,224	6,903	32.2%	45.0%	53.0%	50.8%
% of FP17s for Band 1 Urgent Courses	653	9,035	7.2%	11.7%	9.1%	9.1%
% of FP17s Relating to Free Repair or Replacements	60	9,035	0.7%	0.9%	1.0%	0.8%
% of FP17s Relating to Continuations	219	9,035	2.4%	1.2%	1.0%	0.9%
% of Patients satisfied with the dentistry they have received	14	16	87.5%	90.2%	93.2%	92.5%
% of Patients satisfied with the time they had to wait for an appointment	12	16	75.0%	87.9%	88.1%	87.0%

\* This is based on patients treated on this contract for their most recent course of treatment.

Figures in italics indicate the base number of FP17s or Patient Questionnaire responses are less than 100. N/A is shown where the base number of responses is less than 10 during the period. % is calculated as Quantity/Base number\*100

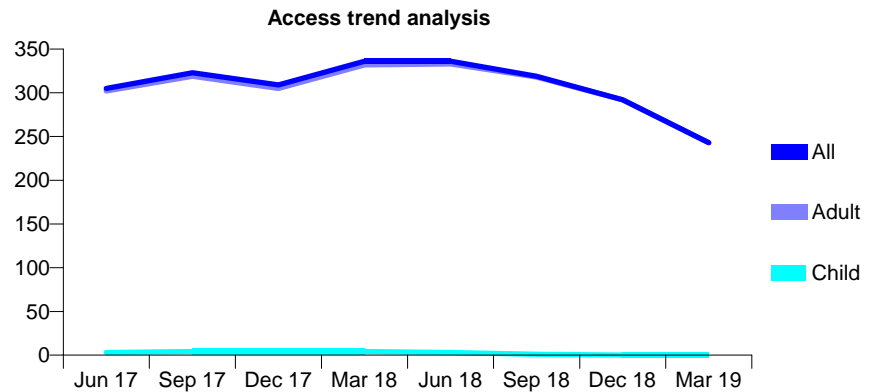
## Q48 - Vital Signs At a Glance Contract Report for 107735/0001 - Year end March 2019

Name or company name	Deysbrook Lane Partnership
Contract type name	PDS Contract
Purpose of contract	General
Contract start date	01/10/2015
Contract end date	16/11/2018

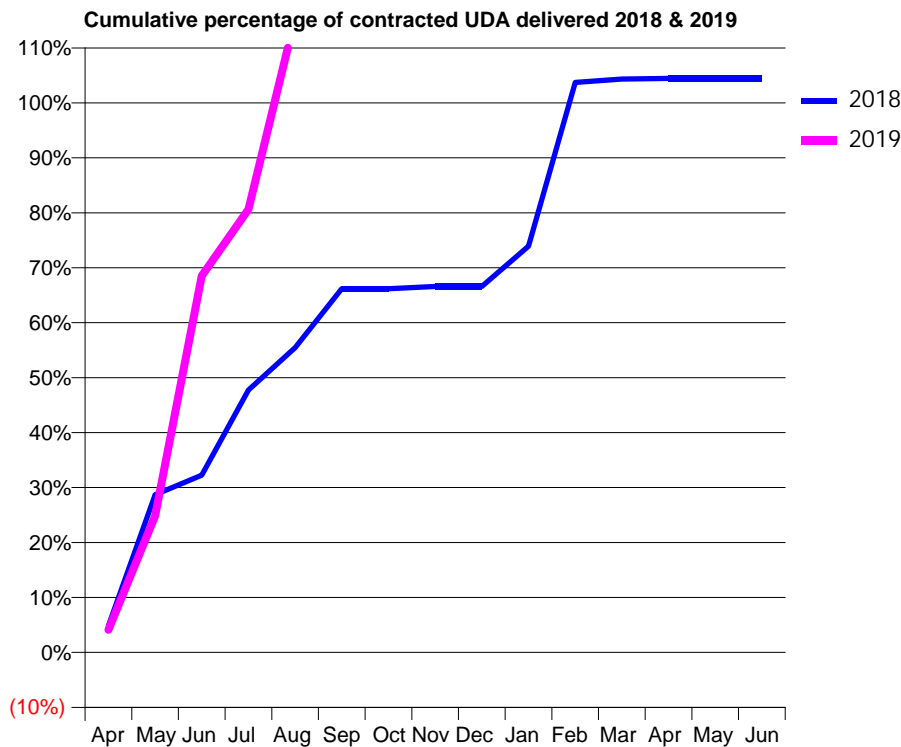
18/19 Contracted general activity (UDA)	251
Carry forward general activity (UDA)	0
18/19 Contracted orthodontic activity (UOA)	0
Carry forward orthodontic activity (UOA)	0
Baseline contract value	£8,193.70

### ACCESS\*

Patients seen in 24 months	Total	Change since previous quarter
Quarter ending March 2018	336	
Quarter ending June 2018	336	→
Quarter ending September 2018	319	↓
Quarter ending December 2018	292	↓
Quarter ending March 2019	243	↓
<b>Variance since March 2018</b>	<b>(27.7%)</b>	<b>↓</b>



### ACTIVITY



Adjusted Scheduled Activity (UDA)		
Month	2018	2019
April	39	10
May	230	62
June	258	172
July	382	202
August	444	290
September	530	329
October	530	377
November	533	383
December	533	383
January	591	383
February	830	383
March	835	383
April	836	383
May	836	383
June	836	383

### QUALITY

	Quantity	Base Number	Contract	AT	Region	England
% of FP17s for the same patient ID Re-attending within 3 months - Children	0	4	0.0%	11.3%	12.3%	11.8%
% of FP17s for the same patient ID Re-attending within 3 months - Adults	9	100	9.0%	16.7%	15.9%	15.7%
% of FP17s for the same patient ID Re-attending between 3 & 9 months - Children	0	4	0.0%	54.4%	60.2%	58.9%
% of FP17s for the same patient ID Re-attending between 3 & 9 months - Adults	7	100	7.0%	45.0%	53.0%	50.8%
% of FP17s for Band 1 Urgent Courses	20	98	20.4%	11.7%	9.1%	9.1%
% of FP17s Relating to Free Repair or Replacements	1	98	1.0%	0.9%	1.0%	0.8%
% of FP17s Relating to Continuations	0	98	0.0%	1.2%	1.0%	0.9%
% of Patients satisfied with the dentistry they have received	0	0	N/A	90.2%	93.2%	92.5%
% of Patients satisfied with the time they had to wait for an appointment	0	0	N/A	87.9%	88.1%	87.0%

\* This is based on patients treated on this contract for their most recent course of treatment. Figures in italics indicate the base number of FP17s or Patient Questionnaire responses are less than 100. N/A is shown where the base number of responses is less than 10 during the period. % is calculated as Quantity/Base number\*100

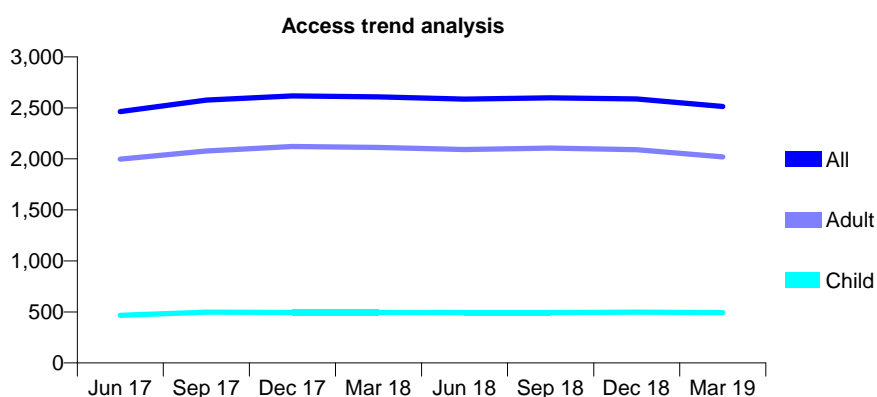
## Q48 - Vital Signs At a Glance Contract Report for 108073/0001 - Year end March 2019

Name or company name	Esteem Dental Care Limited
Contract type name	GDS Contract
Purpose of contract	General
Contract start date	01/04/2014
Contract end date	

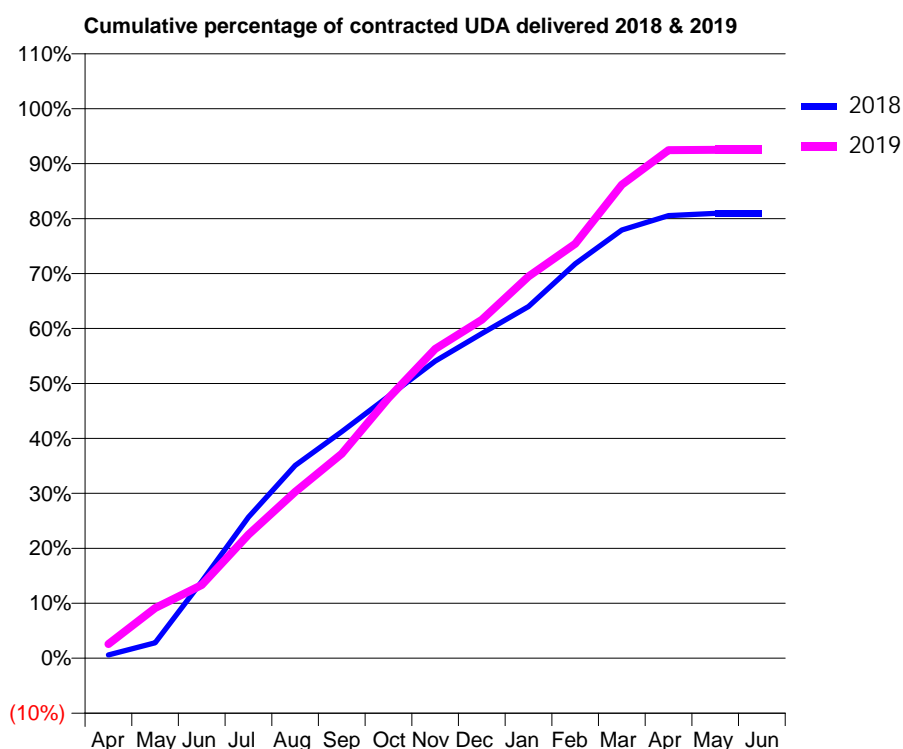
18/19 Contracted general activity (UDA)	7,971
Carry forward general activity (UDA)	0
18/19 Contracted orthodontic activity (UOA)	0
Carry forward orthodontic activity (UOA)	0
Baseline contract value	£209,114.80

### ACCESS\*

Patients seen in 24 months	Total	Change since previous quarter
Quarter ending March 2018	2,607	
Quarter ending June 2018	2,586	→
Quarter ending September 2018	2,598	→
Quarter ending December 2018	2,587	→
Quarter ending March 2019	2,513	↓
<b>Variance since March 2018</b>	<b>(3.6%)</b>	<b>↓</b>



### ACTIVITY



Adjusted Scheduled Activity (UDA)		
Month	2018	2019
April	48	207
May	224	728
June	1,114	1,064
July	2,047	1,794
August	2,797	2,412
September	3,286	2,967
October	3,800	3,772
November	4,311	4,487
December	4,709	4,909
January	5,102	5,537
February	5,721	6,011
March	6,211	6,868
April	6,419	7,369
May	6,452	7,375
June	6,452	7,375

### QUALITY

	Quantity	Base Number	Contract	AT	Region	England
% of FP17s for the same patient ID Re-attending within 3 months - Children	22	646	3.4%	11.3%	12.3%	11.8%
% of FP17s for the same patient ID Re-attending within 3 months - Adults	137	2,340	5.9%	16.7%	15.9%	15.7%
% of FP17s for the same patient ID Re-attending between 3 & 9 months - Children	312	646	48.3%	54.4%	60.2%	58.9%
% of FP17s for the same patient ID Re-attending between 3 & 9 months - Adults	1,024	2,340	43.8%	45.0%	53.0%	50.8%
% of FP17s for Band 1 Urgent Courses	177	3,042	5.8%	11.7%	9.1%	9.1%
% of FP17s Relating to Free Repair or Replacements	17	3,042	0.6%	0.9%	1.0%	0.8%
% of FP17s Relating to Continuations	2	3,042	0.1%	1.2%	1.0%	0.9%
% of Patients satisfied with the dentistry they have received	0	0	N/A	90.2%	93.2%	92.5%
% of Patients satisfied with the time they had to wait for an appointment	0	0	N/A	87.9%	88.1%	87.0%

\* This is based on patients treated on this contract for their most recent course of treatment.

Figures in italics indicate the base number of FP17s or Patient Questionnaire responses are less than 100. N/A is shown where the base number of responses is less than 10 during the period. % is calculated as Quantity/Base number\*100

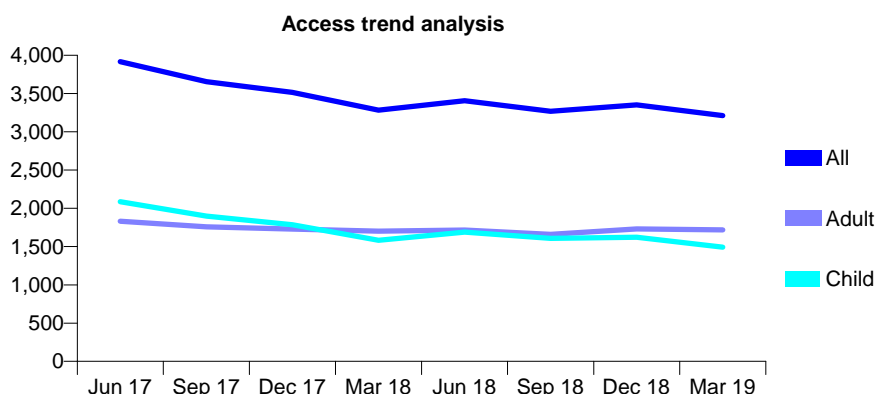
## Q48 - Vital Signs At a Glance Contract Report for 109525/0005 - Year end March 2019

Name or company name	Liverpool Dental Directorate
Contract type name	PDS Contract
Purpose of contract	General
Contract start date	01/04/2015
Contract end date	31/03/2021

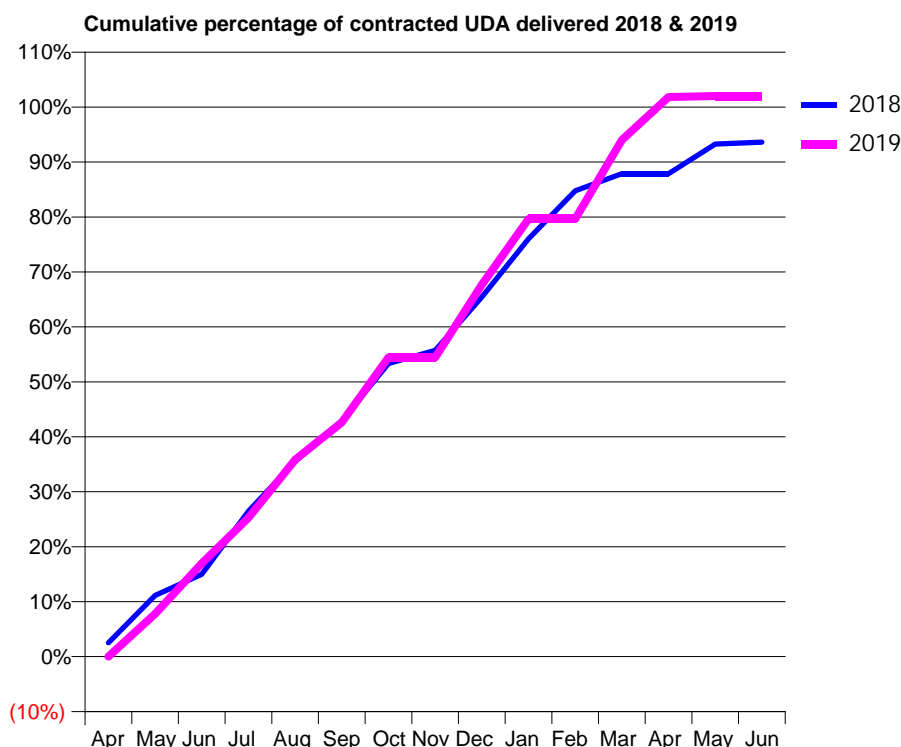
18/19 Contracted general activity (UDA)	5,695
Carry forward general activity (UDA)	0
18/19 Contracted orthodontic activity (UOA)	0
Carry forward orthodontic activity (UOA)	0
Baseline contract value	£2,037,653.86

### ACCESS\*

Patients seen in 24 months	Total	Change since previous quarter
Quarter ending March 2018	3,283	
Quarter ending June 2018	3,406	↑
Quarter ending September 2018	3,267	↓
Quarter ending December 2018	3,352	↑
Quarter ending March 2019	3,211	↓
<b>Variance since March 2018</b>	<b>(2.2%)</b>	<b>↓</b>



### ACTIVITY



Adjusted Scheduled Activity (UDA)		
Month	2018	2019
April	144	0
May	635	444
June	854	966
July	1,507	1,439
August	2,023	2,040
September	2,444	2,427
October	3,039	3,101
November	3,174	3,101
December	3,726	3,854
January	4,330	4,535
February	4,827	4,535
March	5,005	5,353
April	5,005	5,799
May	5,311	5,810
June	5,331	5,810

### QUALITY

	Quantity	Base Number	Contract	AT	Region	England
% of FP17s for the same patient ID Re-attending within 3 months - Children	78	1,918	4.1%	11.3%	12.3%	11.8%
% of FP17s for the same patient ID Re-attending within 3 months - Adults	108	1,532	7.0%	16.7%	15.9%	15.7%
% of FP17s for the same patient ID Re-attending between 3 & 9 months - Children	328	1,918	17.1%	54.4%	60.2%	58.9%
% of FP17s for the same patient ID Re-attending between 3 & 9 months - Adults	424	1,532	27.7%	45.0%	53.0%	50.8%
% of FP17s for Band 1 Urgent Courses	136	3,415	4.0%	11.7%	9.1%	9.1%
% of FP17s Relating to Free Repair or Replacements	3	3,415	0.1%	0.9%	1.0%	0.8%
% of FP17s Relating to Continuations	4	3,415	0.1%	1.2%	1.0%	0.9%
% of Patients satisfied with the dentistry they have received	1	1	N/A	90.2%	93.2%	92.5%
% of Patients satisfied with the time they had to wait for an appointment	1	1	N/A	87.9%	88.1%	87.0%

\* This is based on patients treated on this contract for their most recent course of treatment.  
 Figures in *italics* indicate the base number of FP17s or Patient Questionnaire responses are less than 100. N/A is shown where the base number of responses is less than 10 during the period. % is calculated as Quantity/Base number\*100



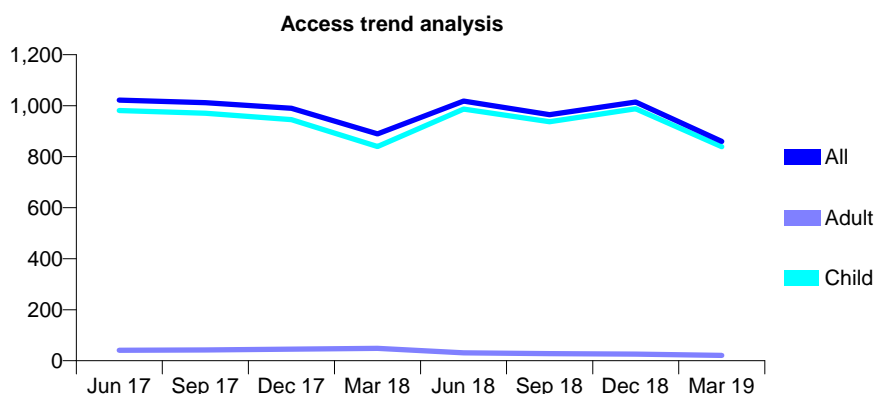
## Q48 - Vital Signs At a Glance Contract Report for 109525/0006 - Year end March 2019

Name or company name	Liverpool Dental Directorate
Contract type name	PDS Contract
Purpose of contract	General
Contract start date	01/04/2015
Contract end date	31/03/2021

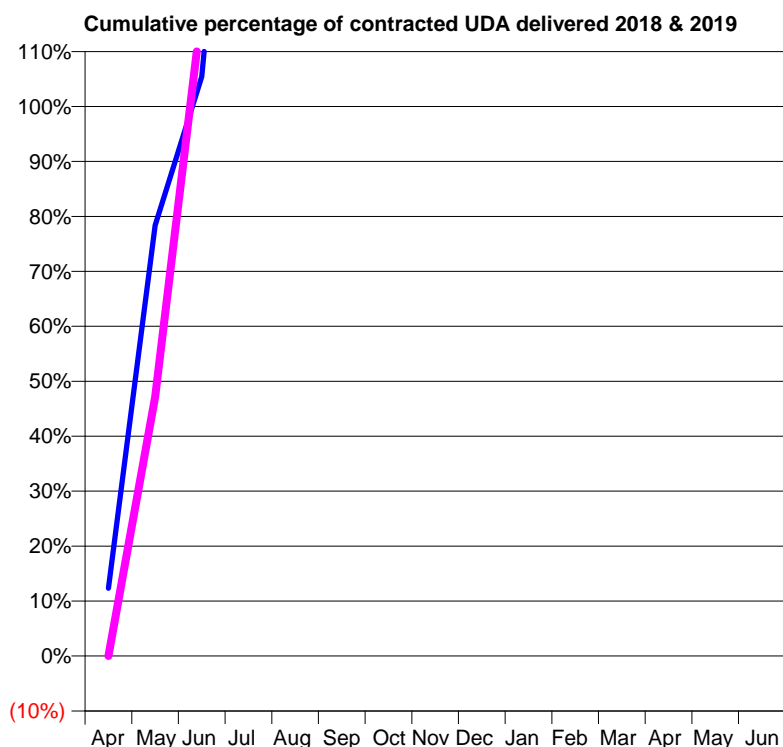
18/19 Contracted general activity (UDA)	433
Carry forward general activity (UDA)	0
18/19 Contracted orthodontic activity (UOA)	0
Carry forward orthodontic activity (UOA)	0
Baseline contract value	£850,307.69

### ACCESS\*

Patients seen in 24 months	Total	Change since previous quarter
Quarter ending March 2018	889	
Quarter ending June 2018	1,018	↑
Quarter ending September 2018	965	↓
Quarter ending December 2018	1,014	↑
Quarter ending March 2019	860	↓
<b>Variance since March 2018</b>	<b>(3.3%)</b>	<b>↓</b>



### ACTIVITY



Adjusted Scheduled Activity (UDA)		
Month	2018	2019
April	53	0
May	339	204
June	456	509
July	828	748
August	996	1,020
September	1,181	1,190
October	1,441	1,440
November	1,482	1,440
December	1,805	1,789
January	2,124	2,119
February	2,465	2,119
March	2,546	2,441
April	2,546	2,668
May	2,648	2,698
June	2,654	2,698

### QUALITY

	Quantity	Base Number	Contract	AT	Region	England
% of FP17s for the same patient ID Re-attending within 3 months - Children	8	1,118	0.7%	11.3%	12.3%	11.8%
% of FP17s for the same patient ID Re-attending within 3 months - Adults	0	9	0.0%	16.7%	15.9%	15.7%
% of FP17s for the same patient ID Re-attending between 3 & 9 months - Children	11	1,118	1.0%	54.4%	60.2%	58.9%
% of FP17s for the same patient ID Re-attending between 3 & 9 months - Adults	0	9	0.0%	45.0%	53.0%	50.8%
% of FP17s for Band 1 Urgent Courses	13	1,172	1.1%	11.7%	9.1%	9.1%
% of FP17s Relating to Free Repair or Replacements	0	1,172	0.0%	0.9%	1.0%	0.8%
% of FP17s Relating to Continuations	1	1,172	0.1%	1.2%	1.0%	0.9%
% of Patients satisfied with the dentistry they have received	0	0	N/A	90.2%	93.2%	92.5%
% of Patients satisfied with the time they had to wait for an appointment	0	0	N/A	87.9%	88.1%	87.0%

\* This is based on patients treated on this contract for their most recent course of treatment.

Figures in italics indicate the base number of FP17s or Patient Questionnaire responses are less than 100. N/A is shown where the base number of responses is less than 10 during the period. % is calculated as Quantity/Base number\*100

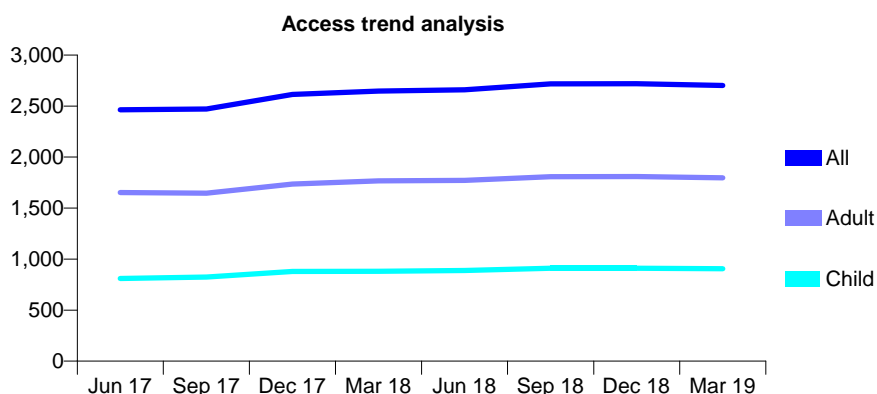
## Q48 - Vital Signs At a Glance Contract Report for 109568/0001 - Year end March 2019

Name or company name	Childwall Fiveways Dental Practice
Contract type name	GDS Contract
Purpose of contract	General
Contract start date	05/10/2012
Contract end date	

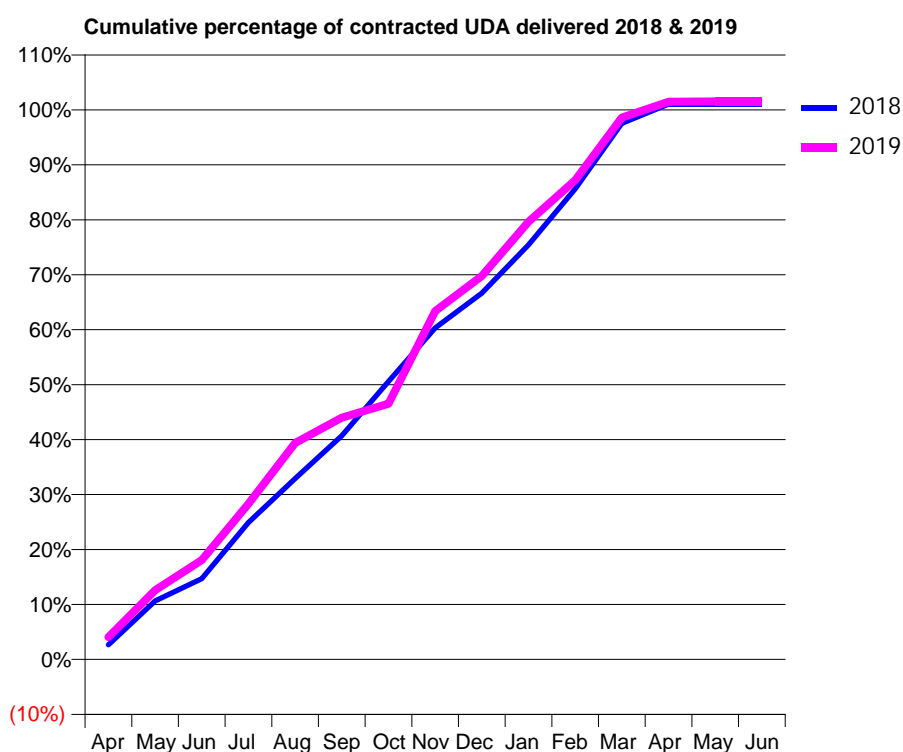
18/19 Contracted general activity (UDA)	8,307
Carry forward general activity (UDA)	0
18/19 Contracted orthodontic activity (UOA)	0
Carry forward orthodontic activity (UOA)	0
Baseline contract value	£217,929.57

### ACCESS\*

Patients seen in 24 months	Total	Change since previous quarter
Quarter ending March 2018	2,648	
Quarter ending June 2018	2,660	→
Quarter ending September 2018	2,718	↑
Quarter ending December 2018	2,720	→
Quarter ending March 2019	2,702	→
<b>Variance since March 2018</b>	<b>2.0%</b>	<b>↑</b>



### ACTIVITY



Adjusted Scheduled Activity (UDA)		
Month	2018	2019
April	224	337
May	884	1,048
June	1,222	1,501
July	2,068	2,354
August	2,735	3,273
September	3,381	3,655
October	4,200	3,865
November	5,010	5,266
December	5,536	5,794
January	6,266	6,616
February	7,113	7,245
March	8,102	8,189
April	8,392	8,429
May	8,392	8,433
June	8,392	8,433

### QUALITY

	Quantity	Base Number	Contract	AT	Region	England
% of FP17s for the same patient ID Re-attending within 3 months - Children	166	1,712	9.7%	11.3%	12.3%	11.8%
% of FP17s for the same patient ID Re-attending within 3 months - Adults	303	2,531	12.0%	16.7%	15.9%	15.7%
% of FP17s for the same patient ID Re-attending between 3 & 9 months - Children	1,225	1,712	71.6%	54.4%	60.2%	58.9%
% of FP17s for the same patient ID Re-attending between 3 & 9 months - Adults	1,578	2,531	62.3%	45.0%	53.0%	50.8%
% of FP17s for Band 1 Urgent Courses	273	4,248	6.4%	11.7%	9.1%	9.1%
% of FP17s Relating to Free Repair or Replacements	42	4,248	1.0%	0.9%	1.0%	0.8%
% of FP17s Relating to Continuations	13	4,248	0.3%	1.2%	1.0%	0.9%
% of Patients satisfied with the dentistry they have received	2	2	N/A	90.2%	93.2%	92.5%
% of Patients satisfied with the time they had to wait for an appointment	2	2	N/A	87.9%	88.1%	87.0%

\* This is based on patients treated on this contract for their most recent course of treatment. Figures in italics indicate the base number of FP17s or Patient Questionnaire responses are less than 100. N/A is shown where the base number of responses is less than 10 during the period. % is calculated as Quantity/Base number\*100

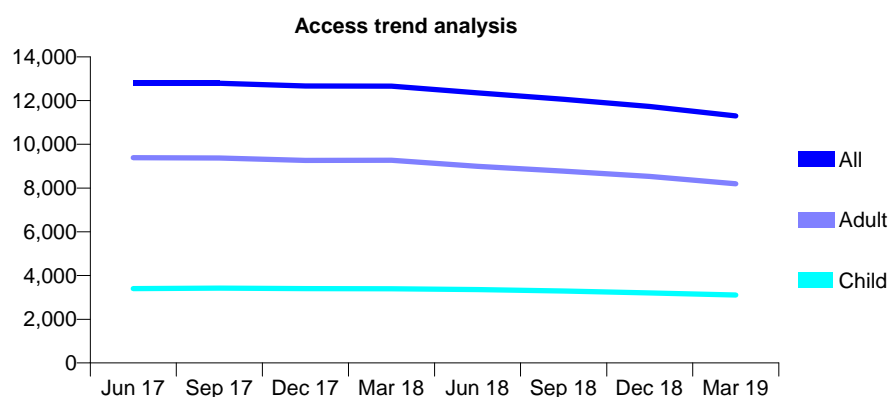
## Q48 - Vital Signs At a Glance Contract Report for 111716/0001 - Year end March 2019

Name or company name	Church St Dentists Ltd
Contract type name	GDS Contract
Purpose of contract	General
Contract start date	01/01/2011
Contract end date	

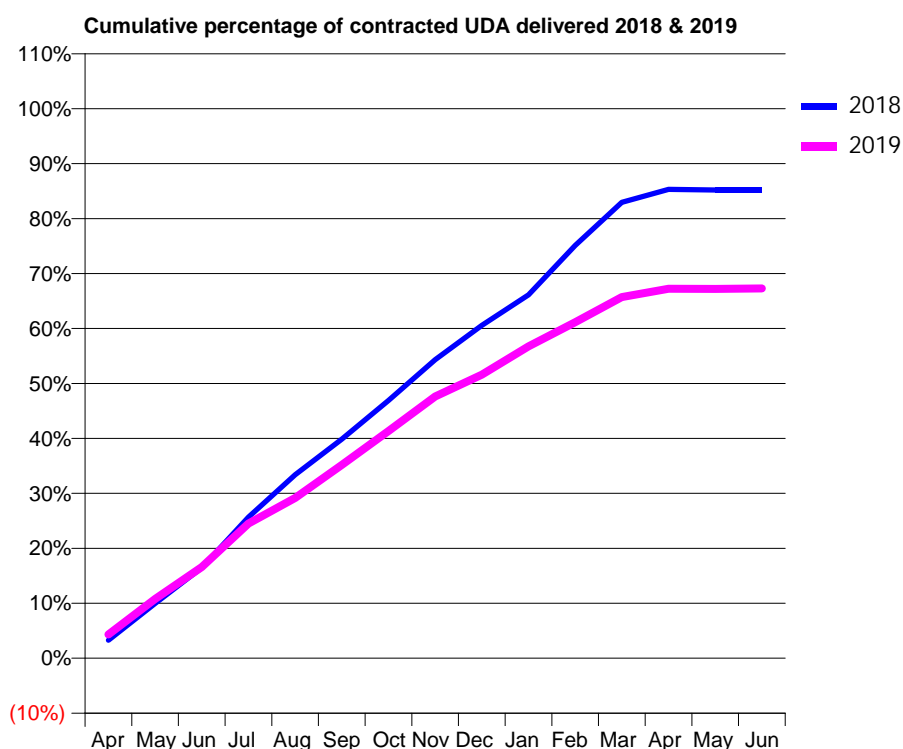
18/19 Contracted general activity (UDA)	46,000
Carry forward general activity (UDA)	0
18/19 Contracted orthodontic activity (UOA)	0
Carry forward orthodontic activity (UOA)	0
Baseline contract value	£1,271,752.43

### ACCESS\*

Patients seen in 24 months	Total	Change since previous quarter
Quarter ending March 2018	12,661	
Quarter ending June 2018	12,353	↓
Quarter ending September 2018	12,064	↓
Quarter ending December 2018	11,730	↓
Quarter ending March 2019	11,303	↓
<b>Variance since March 2018</b>	<b>(10.7%)</b>	<b>↓</b>



### ACTIVITY



Adjusted Scheduled Activity (UDA)		
Month	2018	2019
April	1,511	1,998
May	4,594	4,967
June	7,574	7,629
July	11,813	11,284
August	15,358	13,421
September	18,335	16,176
October	21,567	19,016
November	24,985	21,903
December	27,851	23,731
January	30,417	26,110
February	34,559	28,127
March	38,157	30,233
April	39,239	30,929
May	39,183	30,920
June	39,188	30,945

### QUALITY

	Quantity	Base Number	Contract	AT	Region	England
% of FP17s for the same patient ID Re-attending within 3 months - Children	381	4,542	8.4%	11.3%	12.3%	11.8%
% of FP17s for the same patient ID Re-attending within 3 months - Adults	1,473	9,971	14.8%	16.7%	15.9%	15.7%
% of FP17s for the same patient ID Re-attending between 3 & 9 months - Children	2,911	4,542	64.1%	54.4%	60.2%	58.9%
% of FP17s for the same patient ID Re-attending between 3 & 9 months - Adults	5,524	9,971	55.4%	45.0%	53.0%	50.8%
% of FP17s for Band 1 Urgent Courses	1,642	14,330	11.5%	11.7%	9.1%	9.1%
% of FP17s Relating to Free Repair or Replacements	92	14,330	0.6%	0.9%	1.0%	0.8%
% of FP17s Relating to Continuations	135	14,330	0.9%	1.2%	1.0%	0.9%
% of Patients satisfied with the dentistry they have received	6	6	N/A	90.2%	93.2%	92.5%
% of Patients satisfied with the time they had to wait for an appointment	5	6	N/A	87.9%	88.1%	87.0%

\* This is based on patients treated on this contract for their most recent course of treatment.

Figures in italics indicate the base number of FP17s or Patient Questionnaire responses are less than 100. N/A is shown where the base number of responses is less than 10 during the period. % is calculated as Quantity/Base number\*100

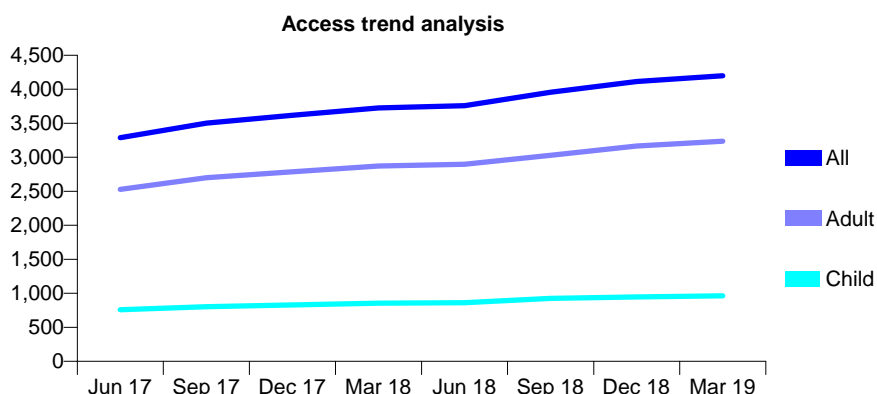
## Q48 - Vital Signs At a Glance Contract Report for 112046/0001 - Year end March 2019

Name or company name	Whiston Village Dental Practice Partnership
Contract type name	GDS Contract
Purpose of contract	General
Contract start date	27/03/2015
Contract end date	

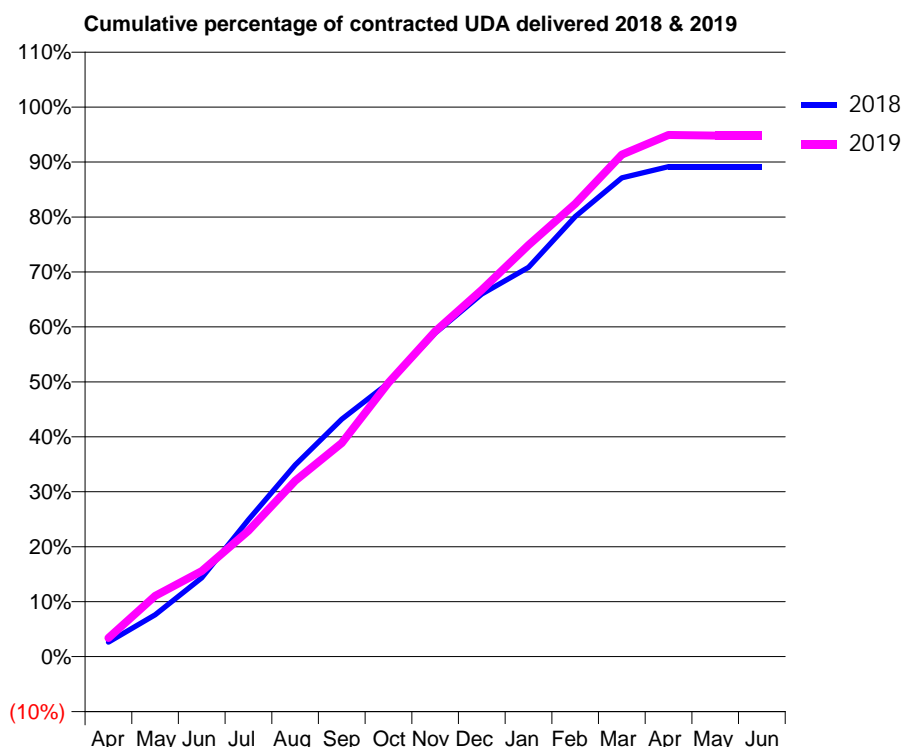
18/19 Contracted general activity (UDA)	13,431
Carry forward general activity (UDA)	0
18/19 Contracted orthodontic activity (UOA)	0
Carry forward orthodontic activity (UOA)	0
Baseline contract value	£363,970.20

### ACCESS\*

Patients seen in 24 months	Total	Change since previous quarter
Quarter ending March 2018	3,727	
Quarter ending June 2018	3,760	→
Quarter ending September 2018	3,956	↑
Quarter ending December 2018	4,115	↑
Quarter ending March 2019	4,199	↑
<b>Variance since March 2018</b>	<b>12.7%</b>	<b>↑</b>



### ACTIVITY



Adjusted Scheduled Activity (UDA)		
Month	2018	2019
April	354	457
May	1,024	1,483
June	1,928	2,091
July	3,345	3,077
August	4,685	4,296
September	5,803	5,219
October	6,687	6,694
November	7,910	7,952
December	8,861	8,964
January	9,516	10,061
February	10,755	11,067
March	11,700	12,266
April	11,973	12,749
May	11,972	12,734
June	11,972	12,734

### QUALITY

	Quantity	Base Number	Contract	AT	Region	England
% of FP17s for the same patient ID Re-attending within 3 months - Children	89	1,230	7.2%	11.3%	12.3%	11.8%
% of FP17s for the same patient ID Re-attending within 3 months - Adults	384	3,445	11.1%	16.7%	15.9%	15.7%
% of FP17s for the same patient ID Re-attending between 3 & 9 months - Children	615	1,230	50.0%	54.4%	60.2%	58.9%
% of FP17s for the same patient ID Re-attending between 3 & 9 months - Adults	1,496	3,445	43.4%	45.0%	53.0%	50.8%
% of FP17s for Band 1 Urgent Courses	194	4,720	4.1%	11.7%	9.1%	9.1%
% of FP17s Relating to Free Repair or Replacements	32	4,720	0.7%	0.9%	1.0%	0.8%
% of FP17s Relating to Continuations	67	4,720	1.4%	1.2%	1.0%	0.9%
% of Patients satisfied with the dentistry they have received	1	1	N/A	90.2%	93.2%	92.5%
% of Patients satisfied with the time they had to wait for an appointment	1	1	N/A	87.9%	88.1%	87.0%

\* This is based on patients treated on this contract for their most recent course of treatment.  
 Figures in *italics* indicate the base number of FP17s or Patient Questionnaire responses are less than 100. N/A is shown where the base number of responses is less than 10 during the period. % is calculated as Quantity/Base number\*100

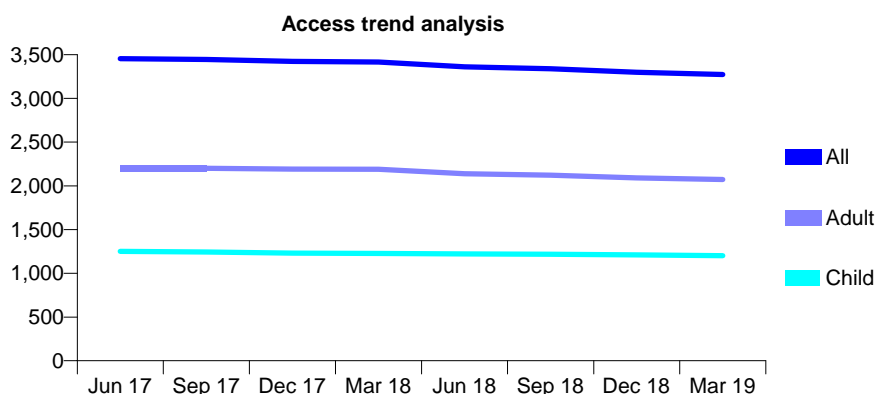
## Q48 - Vital Signs At a Glance Contract Report for 113433/0001 - Year end March 2019

Name or company name	Deysbrook Lane Partnership
Contract type name	GDS Contract
Purpose of contract	General
Contract start date	01/07/2011
Contract end date	

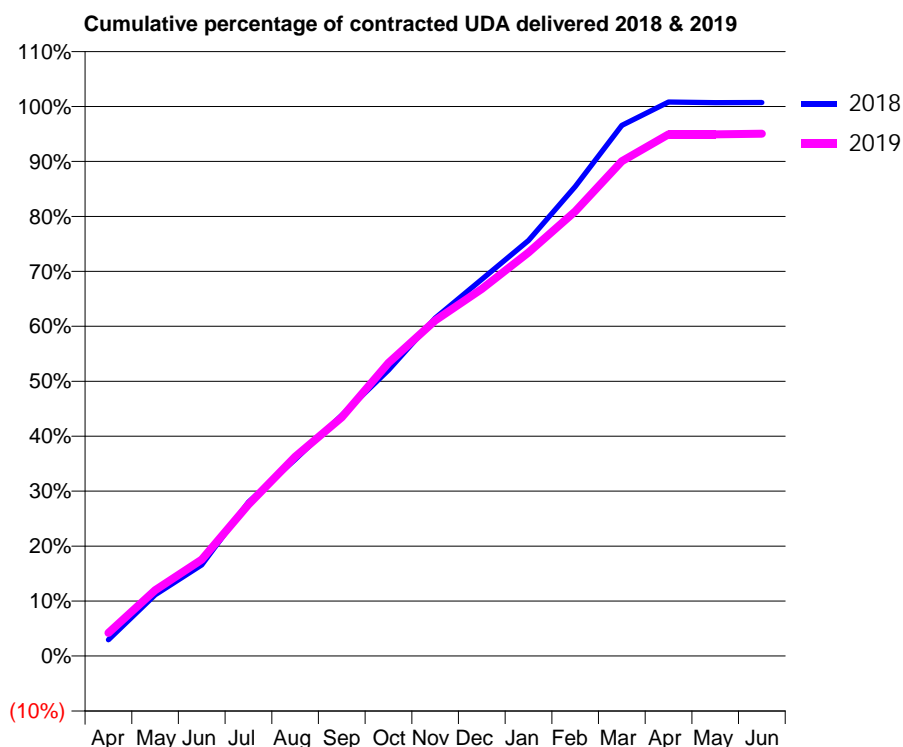
18/19 Contracted general activity (UDA)	11,000
Carry forward general activity (UDA)	0
18/19 Contracted orthodontic activity (UOA)	0
Carry forward orthodontic activity (UOA)	0
Baseline contract value	£288,578.96

### ACCESS\*

Patients seen in 24 months	Total	Change since previous quarter
Quarter ending March 2018	3,416	
Quarter ending June 2018	3,360	↓
Quarter ending September 2018	3,339	→
Quarter ending December 2018	3,300	↓
Quarter ending March 2019	3,274	→
<b>Variance since March 2018</b>	<b>(4.2%)</b>	<b>↓</b>



### ACTIVITY



Adjusted Scheduled Activity (UDA)		
Month	2018	2019
April	325	463
May	1,226	1,320
June	1,826	1,932
July	3,082	3,030
August	3,937	3,990
September	4,821	4,780
October	5,725	5,869
November	6,765	6,717
December	7,540	7,346
January	8,320	8,076
February	9,398	8,901
March	10,619	9,904
April	11,088	10,442
May	11,075	10,441
June	11,080	10,456

### QUALITY

	Quantity	Base Number	Contract	AT	Region	England
% of FP17s for the same patient ID Re-attending within 3 months - Children	350	2,072	16.9%	11.3%	12.3%	11.8%
% of FP17s for the same patient ID Re-attending within 3 months - Adults	618	2,947	21.0%	16.7%	15.9%	15.7%
% of FP17s for the same patient ID Re-attending between 3 & 9 months - Children	1,144	2,072	55.2%	54.4%	60.2%	58.9%
% of FP17s for the same patient ID Re-attending between 3 & 9 months - Adults	1,411	2,947	47.9%	45.0%	53.0%	50.8%
% of FP17s for Band 1 Urgent Courses	597	5,009	11.9%	11.7%	9.1%	9.1%
% of FP17s Relating to Free Repair or Replacements	36	5,009	0.7%	0.9%	1.0%	0.8%
% of FP17s Relating to Continuations	19	5,009	0.4%	1.2%	1.0%	0.9%
% of Patients satisfied with the dentistry they have received	2	3	N/A	90.2%	93.2%	92.5%
% of Patients satisfied with the time they had to wait for an appointment	2	3	N/A	87.9%	88.1%	87.0%

\* This is based on patients treated on this contract for their most recent course of treatment.

Figures in italics indicate the base number of FP17s or Patient Questionnaire responses are less than 100. N/A is shown where the base number of responses is less than 10 during the period. % is calculated as Quantity/Base number\*100

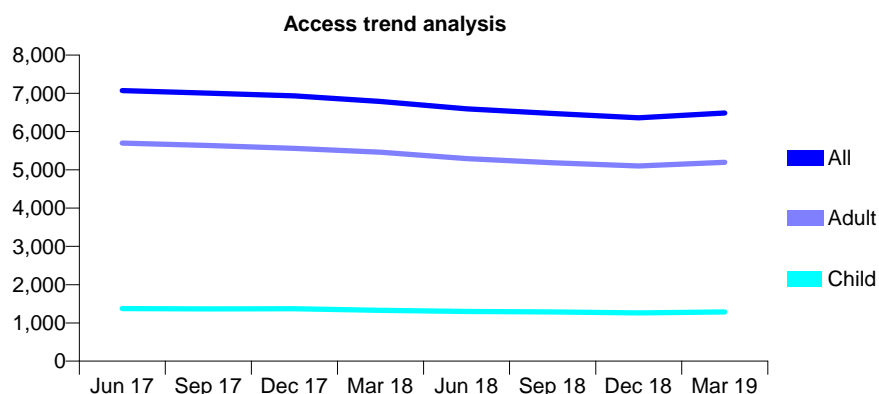
## Q48 - Vital Signs At a Glance Contract Report for 116467/0001 - Year end March 2019

Name or company name	IDH 403 Ltd
Contract type name	GDS Contract
Purpose of contract	General
Contract start date	01/01/2010
Contract end date	

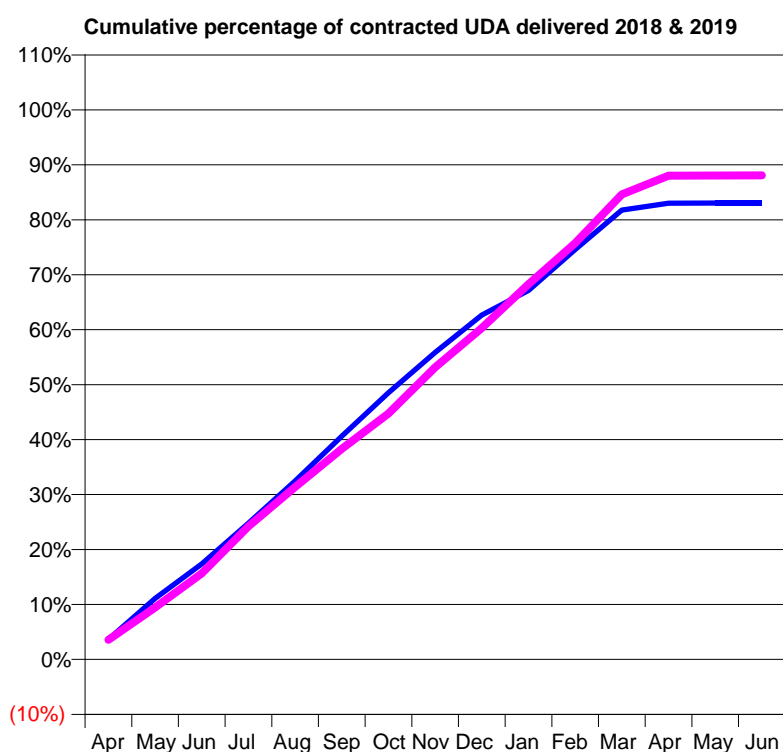
18/19 Contracted general activity (UDA)	19,900
Carry forward general activity (UDA)	0
18/19 Contracted orthodontic activity (UOA)	0
Carry forward orthodontic activity (UOA)	0
Baseline contract value	£483,086.62

### ACCESS\*

Patients seen in 24 months	Total	Change since previous quarter
Quarter ending March 2018	6,790	
Quarter ending June 2018	6,594	↓
Quarter ending September 2018	6,472	↓
Quarter ending December 2018	6,360	↓
Quarter ending March 2019	6,485	→
<b>Variance since March 2018</b>	<b>(4.5%)</b>	<b>↓</b>



### ACTIVITY



Adjusted Scheduled Activity (UDA)		
Month	2018	2019
April	725	711
May	2,212	1,879
June	3,454	3,117
July	4,937	4,823
August	6,464	6,245
September	8,084	7,623
October	9,660	8,908
November	11,121	10,580
December	12,471	11,998
January	13,362	13,588
February	14,848	15,074
March	16,273	16,837
April	16,519	17,519
May	16,521	17,525
June	16,522	17,526

### QUALITY

	Quantity	Base Number	Contract	AT	Region	England
% of FP17s for the same patient ID Re-attending within 3 months - Children	107	1,848	5.8%	11.3%	12.3%	11.8%
% of FP17s for the same patient ID Re-attending within 3 months - Adults	869	6,598	13.2%	16.7%	15.9%	15.7%
% of FP17s for the same patient ID Re-attending between 3 & 9 months - Children	1,006	1,848	54.4%	54.4%	60.2%	58.9%
% of FP17s for the same patient ID Re-attending between 3 & 9 months - Adults	2,445	6,598	37.1%	45.0%	53.0%	50.8%
% of FP17s for Band 1 Urgent Courses	549	8,616	6.4%	11.7%	9.1%	9.1%
% of FP17s Relating to Free Repair or Replacements	63	8,616	0.7%	0.9%	1.0%	0.8%
% of FP17s Relating to Continuations	183	8,616	2.1%	1.2%	1.0%	0.9%
% of Patients satisfied with the dentistry they have received	2	2	N/A	90.2%	93.2%	92.5%
% of Patients satisfied with the time they had to wait for an appointment	1	2	N/A	87.9%	88.1%	87.0%

\* This is based on patients treated on this contract for their most recent course of treatment.

Figures in italics indicate the base number of FP17s or Patient Questionnaire responses are less than 100. N/A is shown where the base number of responses is less than 10 during the period. % is calculated as Quantity/Base number\*100

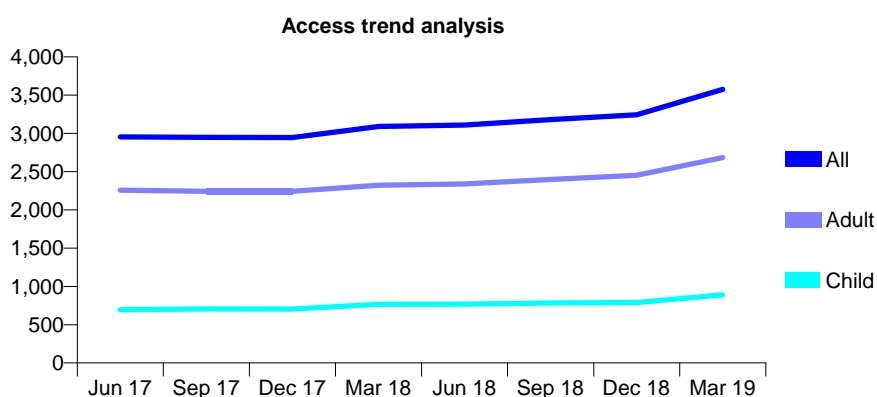
## Q48 - Vital Signs At a Glance Contract Report for 117005/0001 - Year end March 2019

Name or company name	Stecewicz
Contract type name	GDS Contract
Purpose of contract	General
Contract start date	01/04/2012
Contract end date	

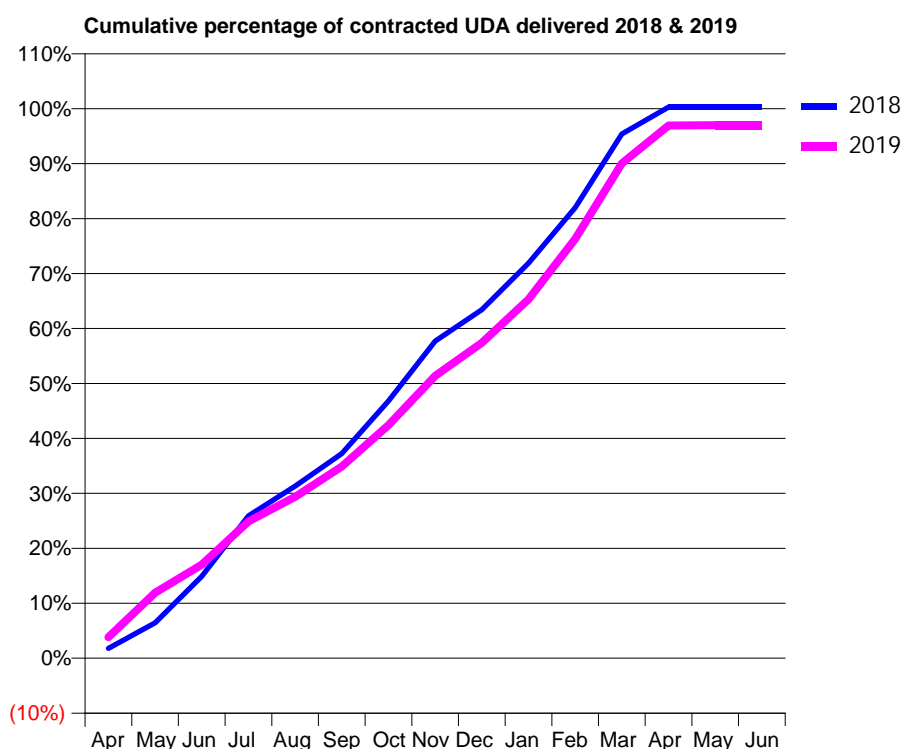
18/19 Contracted general activity (UDA)	10,700
Carry forward general activity (UDA)	0
18/19 Contracted orthodontic activity (UOA)	0
Carry forward orthodontic activity (UOA)	0
Baseline contract value	£241,313.40

### ACCESS\*

Patients seen in 24 months	Total	Change since previous quarter
Quarter ending March 2018	3,089	
Quarter ending June 2018	3,109	→
Quarter ending September 2018	3,180	↑
Quarter ending December 2018	3,242	→
Quarter ending March 2019	3,575	↑
<b>Variance since March 2018</b>	<b>15.7%</b>	<b>↑</b>



### ACTIVITY



Adjusted Scheduled Activity (UDA)		
Month	2018	2019
April	194	413
May	690	1,276
June	1,594	1,822
July	2,772	2,663
August	3,351	3,143
September	3,985	3,733
October	5,010	4,537
November	6,176	5,498
December	6,786	6,139
January	7,692	6,988
February	8,771	8,164
March	10,206	9,633
April	10,730	10,372
May	10,730	10,377
June	10,730	10,378

### QUALITY

	Quantity	Base Number	Contract	AT	Region	England
% of FP17s for the same patient ID Re-attending within 3 months - Children	101	1,020	9.9%	11.3%	12.3%	11.8%
% of FP17s for the same patient ID Re-attending within 3 months - Adults	420	2,833	14.8%	16.7%	15.9%	15.7%
% of FP17s for the same patient ID Re-attending between 3 & 9 months - Children	462	1,020	45.3%	54.4%	60.2%	58.9%
% of FP17s for the same patient ID Re-attending between 3 & 9 months - Adults	953	2,833	33.6%	45.0%	53.0%	50.8%
% of FP17s for Band 1 Urgent Courses	459	3,972	11.6%	11.7%	9.1%	9.1%
% of FP17s Relating to Free Repair or Replacements	15	3,972	0.4%	0.9%	1.0%	0.8%
% of FP17s Relating to Continuations	34	3,972	0.9%	1.2%	1.0%	0.9%
% of Patients satisfied with the dentistry they have received	2	3	N/A	90.2%	93.2%	92.5%
% of Patients satisfied with the time they had to wait for an appointment	1	3	N/A	87.9%	88.1%	87.0%

\* This is based on patients treated on this contract for their most recent course of treatment. Figures in italics indicate the base number of FP17s or Patient Questionnaire responses are less than 100. N/A is shown where the base number of responses is less than 10 during the period. % is calculated as Quantity/Base number\*100



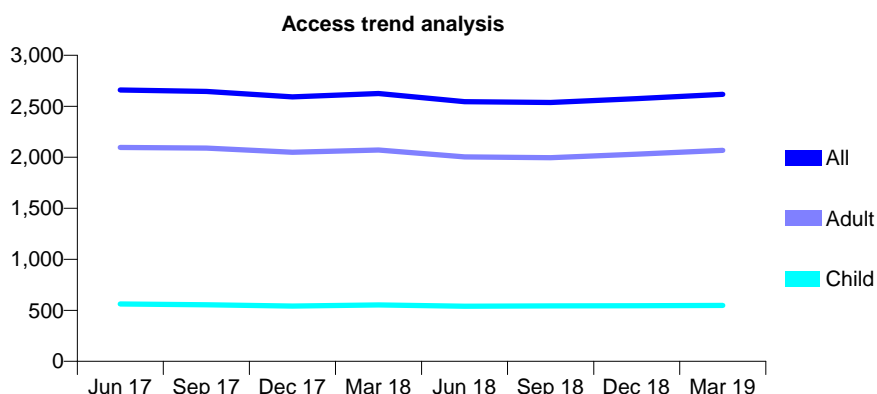
## Q48 - Vital Signs At a Glance Contract Report for 121355/0001 - Year end March 2019

Name or company name	J Walker & A Dunn
Contract type name	GDS Contract
Purpose of contract	General
Contract start date	01/04/2007
Contract end date	

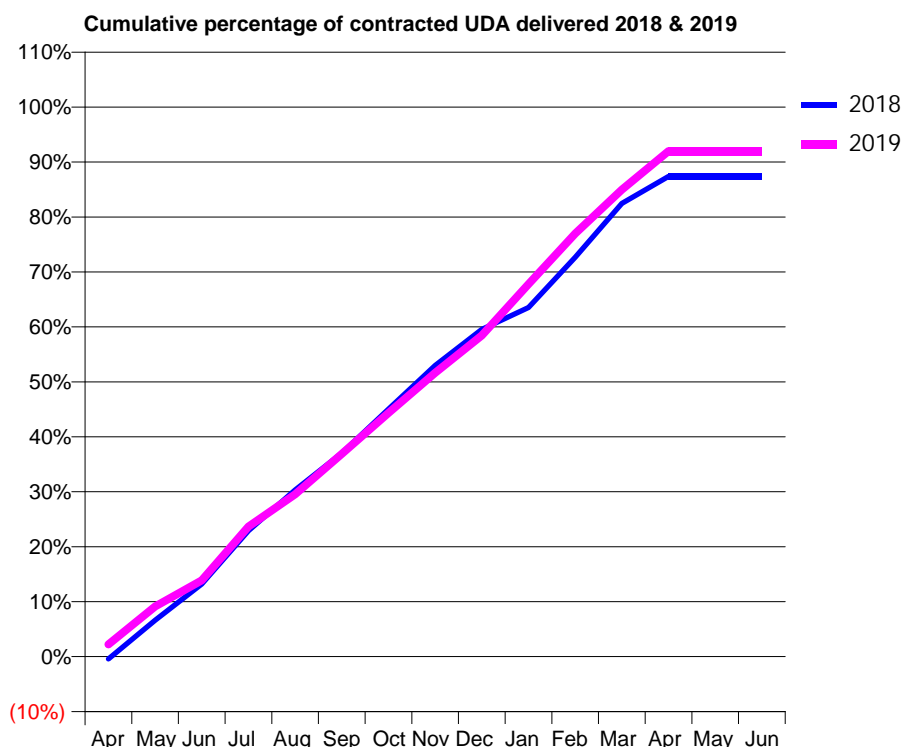
18/19 Contracted general activity (UDA)	9,392
Carry forward general activity (UDA)	0
18/19 Contracted orthodontic activity (UOA)	0
Carry forward orthodontic activity (UOA)	0
Baseline contract value	£246,393.96

### ACCESS\*

Patients seen in 24 months	Total	Change since previous quarter
Quarter ending March 2018	2,625	
Quarter ending June 2018	2,545	↓
Quarter ending September 2018	2,538	→
Quarter ending December 2018	2,575	→
Quarter ending March 2019	2,617	→
<b>Variance since March 2018</b>	<b>(0.3%)</b>	<b>→</b>



### ACTIVITY



Adjusted Scheduled Activity (UDA)		
Month	2018	2019
April	-41	211
May	624	858
June	1,241	1,301
July	2,150	2,224
August	2,850	2,774
September	3,477	3,465
October	4,231	4,165
November	4,976	4,852
December	5,591	5,488
January	5,967	6,367
February	6,826	7,231
March	7,743	7,981
April	8,206	8,640
May	8,206	8,640
June	8,206	8,640

### QUALITY

	Quantity	Base Number	Contract	AT	Region	England
% of FP17s for the same patient ID Re-attending within 3 months - Children	54	734	7.4%	11.3%	12.3%	11.8%
% of FP17s for the same patient ID Re-attending within 3 months - Adults	703	3,090	22.8%	16.7%	15.9%	15.7%
% of FP17s for the same patient ID Re-attending between 3 & 9 months - Children	395	734	53.8%	54.4%	60.2%	58.9%
% of FP17s for the same patient ID Re-attending between 3 & 9 months - Adults	1,447	3,090	46.8%	45.0%	53.0%	50.8%
% of FP17s for Band 1 Urgent Courses	579	3,835	15.1%	11.7%	9.1%	9.1%
% of FP17s Relating to Free Repair or Replacements	27	3,835	0.7%	0.9%	1.0%	0.8%
% of FP17s Relating to Continuations	79	3,835	2.1%	1.2%	1.0%	0.9%
% of Patients satisfied with the dentistry they have received	0	0	N/A	90.2%	93.2%	92.5%
% of Patients satisfied with the time they had to wait for an appointment	0	0	N/A	87.9%	88.1%	87.0%

\* This is based on patients treated on this contract for their most recent course of treatment.  
 Figures in *italics* indicate the base number of FP17s or Patient Questionnaire responses are less than 100. N/A is shown where the base number of responses is less than 10 during the period. % is calculated as Quantity/Base number\*100

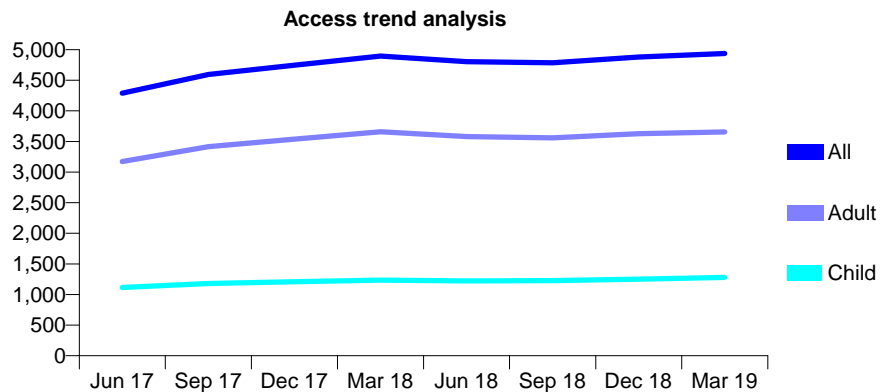
## Q48 - Vital Signs At a Glance Contract Report for 121681/0001 - Year end March 2019

Name or company name	Laurel Villa Dental
Contract type name	GDS Contract
Purpose of contract	General
Contract start date	01/10/2015
Contract end date	

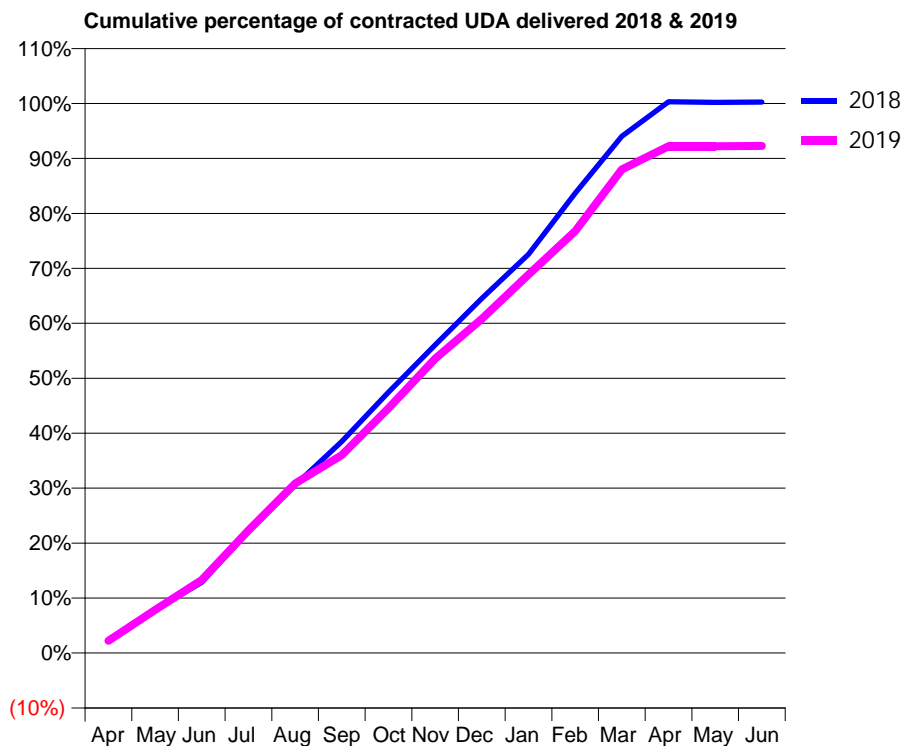
18/19 Contracted general activity (UDA)	16,000
Carry forward general activity (UDA)	0
18/19 Contracted orthodontic activity (UOA)	0
Carry forward orthodontic activity (UOA)	0
Baseline contract value	£397,889.16

### ACCESS\*

Patients seen in 24 months	Total	Change since previous quarter
Quarter ending March 2018	4,895	
Quarter ending June 2018	4,803	↓
Quarter ending September 2018	4,785	→
Quarter ending December 2018	4,878	→
Quarter ending March 2019	4,937	→
<b>Variance since March 2018</b>	<b>0.9%</b>	<b>→</b>



### ACTIVITY



Adjusted Scheduled Activity (UDA)		
Month	2018	2019
April	354	354
May	1,267	1,256
June	2,061	2,125
July	3,541	3,573
August	4,890	4,936
September	6,161	5,760
October	7,593	7,126
November	8,970	8,571
December	10,321	9,729
January	11,610	11,016
February	13,391	12,285
March	15,044	14,075
April	16,049	14,754
May	16,030	14,752
June	16,041	14,765

### QUALITY

	Quantity	Base Number	Contract	AT	Region	England
% of FP17s for the same patient ID Re-attending within 3 months - Children	119	1,563	7.6%	11.3%	12.3%	11.8%
% of FP17s for the same patient ID Re-attending within 3 months - Adults	469	4,095	11.5%	16.7%	15.9%	15.7%
% of FP17s for the same patient ID Re-attending between 3 & 9 months - Children	657	1,563	42.0%	54.4%	60.2%	58.9%
% of FP17s for the same patient ID Re-attending between 3 & 9 months - Adults	1,783	4,095	43.5%	45.0%	53.0%	50.8%
% of FP17s for Band 1 Urgent Courses	711	5,618	12.7%	11.7%	9.1%	9.1%
% of FP17s Relating to Free Repair or Replacements	31	5,618	0.6%	0.9%	1.0%	0.8%
% of FP17s Relating to Continuations	28	5,618	0.5%	1.2%	1.0%	0.9%
% of Patients satisfied with the dentistry they have received	0	1	N/A	90.2%	93.2%	92.5%
% of Patients satisfied with the time they had to wait for an appointment	0	1	N/A	87.9%	88.1%	87.0%

\* This is based on patients treated on this contract for their most recent course of treatment.

Figures in italics indicate the base number of FP17s or Patient Questionnaire responses are less than 100. N/A is shown where the base number of responses is less than 10 during the period. % is calculated as Quantity/Base number\*100

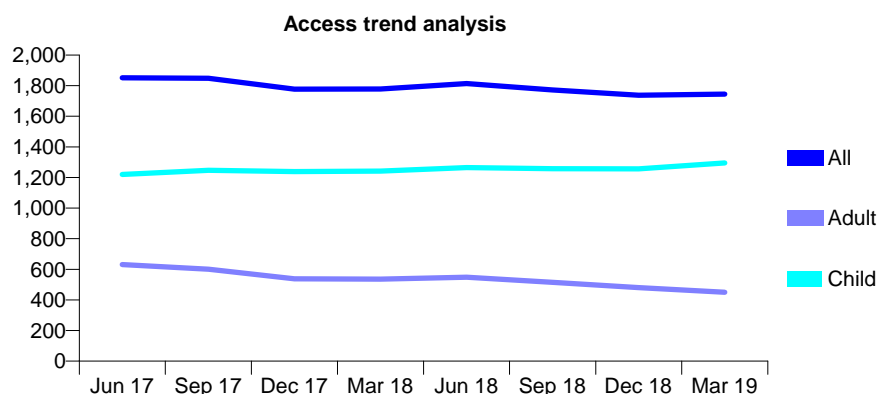
## Q48 - Vital Signs At a Glance Contract Report for 122653/0001 - Year end March 2019

Name or company name	Rose Lane Dental Practice
Contract type name	GDS Contract
Purpose of contract	General
Contract start date	01/04/2010
Contract end date	

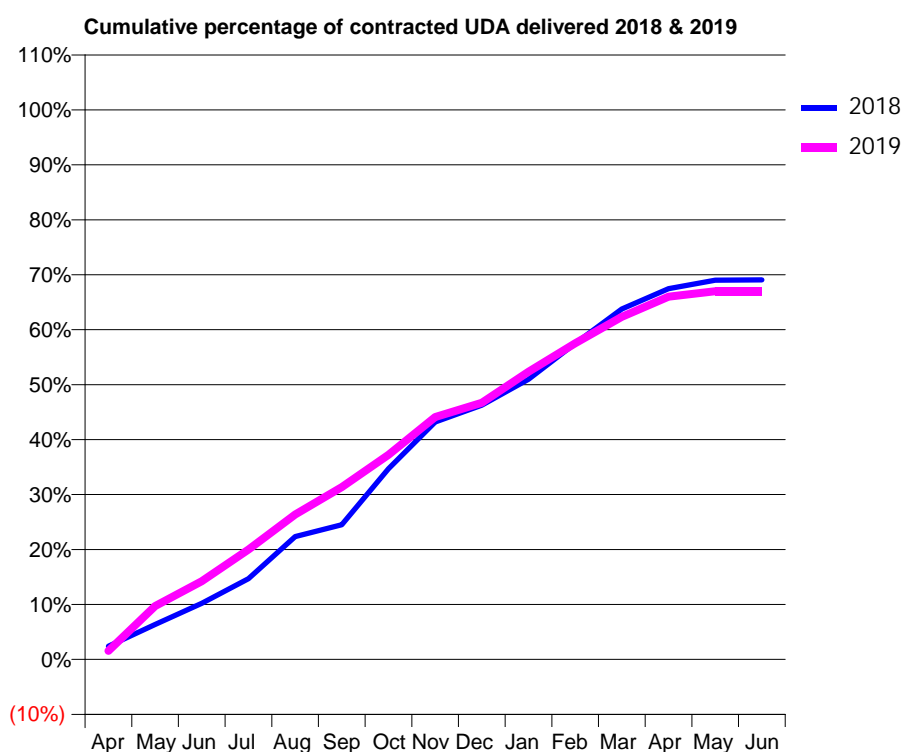
18/19 Contracted general activity (UDA)	4,152
Carry forward general activity (UDA)	0
18/19 Contracted orthodontic activity (UOA)	0
Carry forward orthodontic activity (UOA)	0
Baseline contract value	£116,795.77

### ACCESS\*

Patients seen in 24 months	Total	Change since previous quarter
Quarter ending March 2018	1,778	
Quarter ending June 2018	1,814	↑
Quarter ending September 2018	1,772	↓
Quarter ending December 2018	1,737	↓
Quarter ending March 2019	1,745	→
<b>Variance since March 2018</b>	<b>(1.9%)</b>	<b>↓</b>



### ACTIVITY



Adjusted Scheduled Activity (UDA)		
Month	2018	2019
April	100	65
May	264	403
June	424	591
July	610	829
August	929	1,095
September	1,019	1,302
October	1,440	1,546
November	1,794	1,832
December	1,921	1,939
January	2,117	2,174
February	2,388	2,389
March	2,648	2,588
April	2,801	2,740
May	2,865	2,782
June	2,868	2,782

### QUALITY

	Quantity	Base Number	Contract	AT	Region	England
% of FP17s for the same patient ID Re-attending within 3 months - Children	148	1,628	9.1%	11.3%	12.3%	11.8%
% of FP17s for the same patient ID Re-attending within 3 months - Adults	11	328	3.4%	16.7%	15.9%	15.7%
% of FP17s for the same patient ID Re-attending between 3 & 9 months - Children	753	1,628	46.3%	54.4%	60.2%	58.9%
% of FP17s for the same patient ID Re-attending between 3 & 9 months - Adults	107	328	32.6%	45.0%	53.0%	50.8%
% of FP17s for Band 1 Urgent Courses	15	1,979	0.8%	11.7%	9.1%	9.1%
% of FP17s Relating to Free Repair or Replacements	0	1,979	0.0%	0.9%	1.0%	0.8%
% of FP17s Relating to Continuations	1	1,979	0.1%	1.2%	1.0%	0.9%
% of Patients satisfied with the dentistry they have received	2	2	N/A	90.2%	93.2%	92.5%
% of Patients satisfied with the time they had to wait for an appointment	2	2	N/A	87.9%	88.1%	87.0%

\* This is based on patients treated on this contract for their most recent course of treatment.

Figures in italics indicate the base number of FP17s or Patient Questionnaire responses are less than 100. N/A is shown where the base number of responses is less than 10 during the period. % is calculated as Quantity/Base number\*100

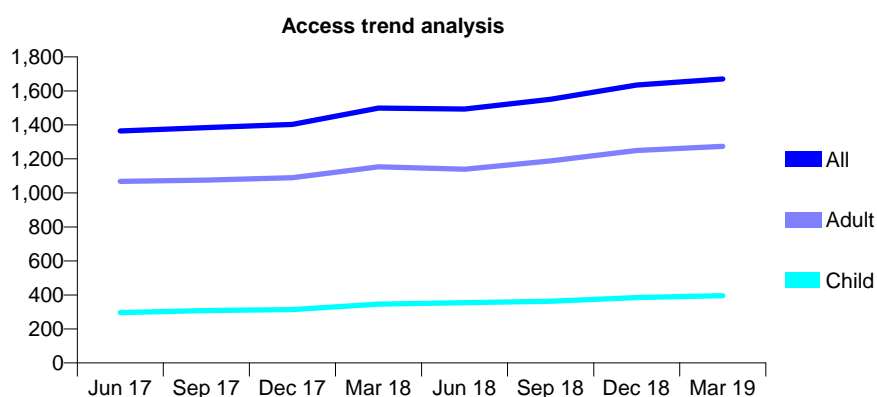
## Q48 - Vital Signs At a Glance Contract Report for 122858/0001 - Year end March 2019

Name or company name	Baycliff Dental Practices
Contract type name	GDS Contract
Purpose of contract	General
Contract start date	01/10/2014
Contract end date	

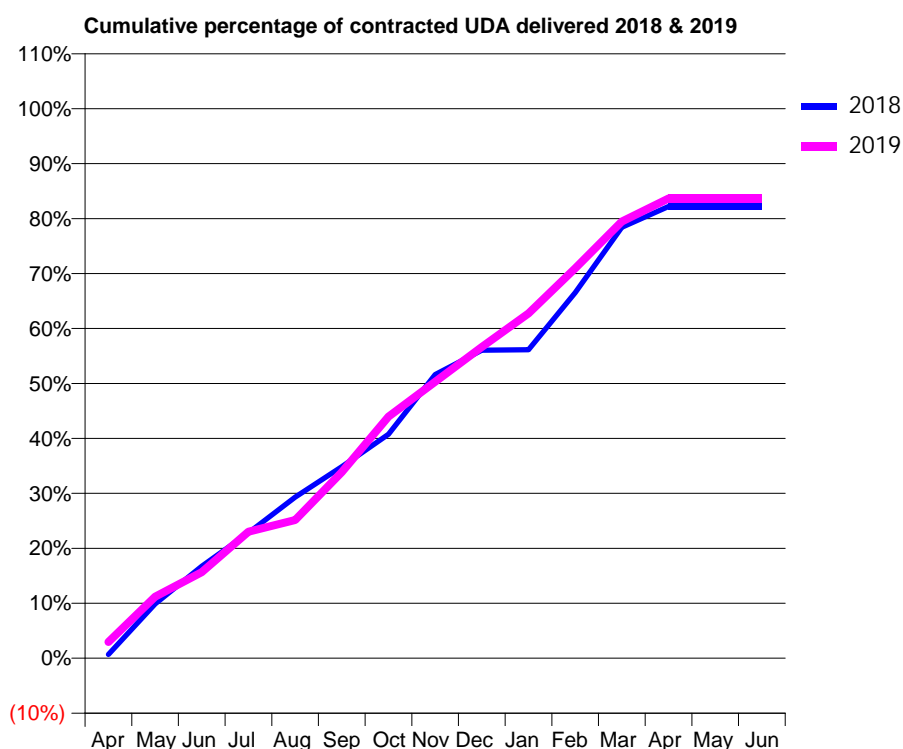
18/19 Contracted general activity (UDA)	6,769
Carry forward general activity (UDA)	0
18/19 Contracted orthodontic activity (UOA)	0
Carry forward orthodontic activity (UOA)	0
Baseline contract value	£177,580.99

### ACCESS\*

Patients seen in 24 months	Total	Change since previous quarter
Quarter ending March 2018	1,499	
Quarter ending June 2018	1,493	→
Quarter ending September 2018	1,551	↑
Quarter ending December 2018	1,634	↑
Quarter ending March 2019	1,670	↑
<b>Variance since March 2018</b>	<b>11.4%</b>	<b>↑</b>



### ACTIVITY



Adjusted Scheduled Activity (UDA)		
Month	2018	2019
April	47	200
May	669	758
June	1,133	1,060
July	1,545	1,558
August	1,985	1,703
September	2,358	2,293
October	2,758	2,975
November	3,495	3,407
December	3,794	3,834
January	3,800	4,246
February	4,503	4,802
March	5,309	5,378
April	5,565	5,663
May	5,565	5,663
June	5,565	5,663

### QUALITY

	Quantity	Base Number	Contract	AT	Region	England
% of FP17s for the same patient ID Re-attending within 3 months - Children	52	487	10.7%	11.3%	12.3%	11.8%
% of FP17s for the same patient ID Re-attending within 3 months - Adults	165	1,364	12.1%	16.7%	15.9%	15.7%
% of FP17s for the same patient ID Re-attending between 3 & 9 months - Children	174	487	35.7%	54.4%	60.2%	58.9%
% of FP17s for the same patient ID Re-attending between 3 & 9 months - Adults	359	1,364	26.3%	45.0%	53.0%	50.8%
% of FP17s for Band 1 Urgent Courses	149	1,839	8.1%	11.7%	9.1%	9.1%
% of FP17s Relating to Free Repair or Replacements	4	1,839	0.2%	0.9%	1.0%	0.8%
% of FP17s Relating to Continuations	30	1,839	1.6%	1.2%	1.0%	0.9%
% of Patients satisfied with the dentistry they have received	1	1	N/A	90.2%	93.2%	92.5%
% of Patients satisfied with the time they had to wait for an appointment	1	1	N/A	87.9%	88.1%	87.0%

\* This is based on patients treated on this contract for their most recent course of treatment. Figures in italics indicate the base number of FP17s or Patient Questionnaire responses are less than 100. N/A is shown where the base number of responses is less than 10 during the period. % is calculated as Quantity/Base number\*100

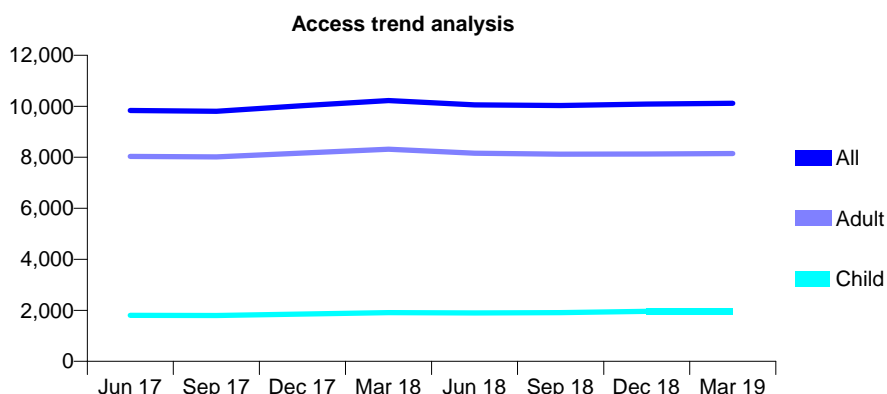
## Q48 - Vital Signs At a Glance Contract Report for 123293/0001 - Year end March 2019

Name or company name	Smithdown Dental Practice
Contract type name	GDS Contract
Purpose of contract	General
Contract start date	01/10/2011
Contract end date	

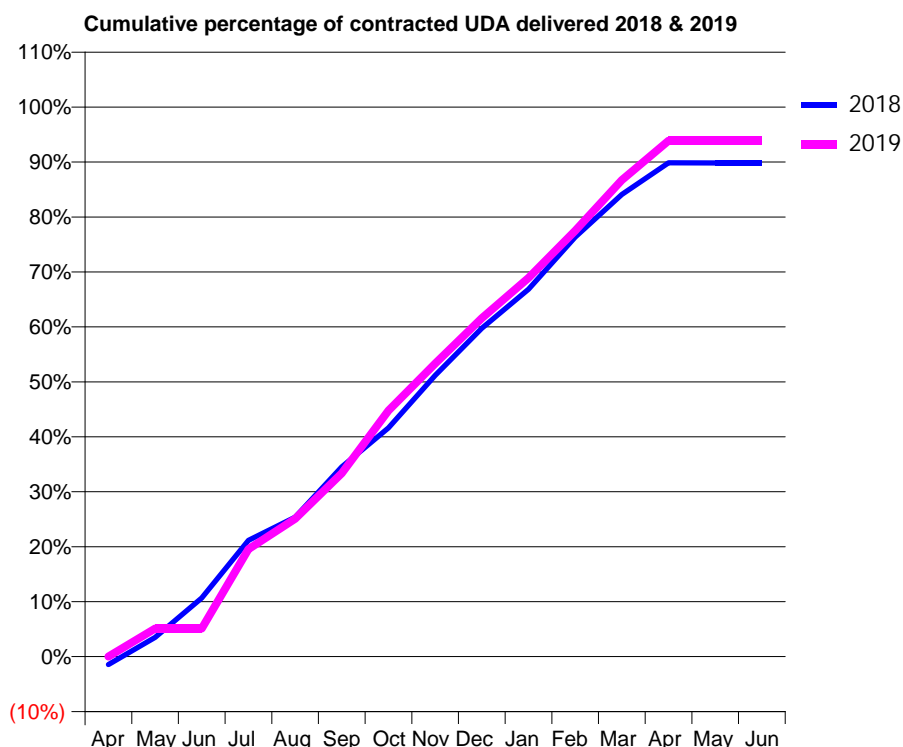
18/19 Contracted general activity (UDA)	27,825
Carry forward general activity (UDA)	0
18/19 Contracted orthodontic activity (UOA)	0
Carry forward orthodontic activity (UOA)	0
Baseline contract value	£782,389.59

### ACCESS\*

Patients seen in 24 months	Total	Change since previous quarter
Quarter ending March 2018	10,227	
Quarter ending June 2018	10,059	↓
Quarter ending September 2018	10,032	→
Quarter ending December 2018	10,086	→
Quarter ending March 2019	10,113	→
<b>Variance since March 2018</b>	<b>(1.1%)</b>	<b>↓</b>



### ACTIVITY



Adjusted Scheduled Activity (UDA)		
Month	2018	2019
April	-405	0
May	974	1,418
June	2,967	1,418
July	5,894	5,444
August	7,063	6,982
September	9,602	9,280
October	11,586	12,459
November	14,246	14,835
December	16,622	17,131
January	18,596	19,181
February	21,240	21,571
March	23,399	24,128
April	24,998	26,121
May	24,991	26,119
June	24,991	26,119

### QUALITY

	Quantity	Base Number	Contract	AT	Region	England
% of FP17s for the same patient ID Re-attending within 3 months - Children	129	2,169	5.9%	11.3%	12.3%	11.8%
% of FP17s for the same patient ID Re-attending within 3 months - Adults	673	7,963	8.5%	16.7%	15.9%	15.7%
% of FP17s for the same patient ID Re-attending between 3 & 9 months - Children	782	2,169	36.1%	54.4%	60.2%	58.9%
% of FP17s for the same patient ID Re-attending between 3 & 9 months - Adults	2,594	7,963	32.6%	45.0%	53.0%	50.8%
% of FP17s for Band 1 Urgent Courses	1,714	10,203	16.8%	11.7%	9.1%	9.1%
% of FP17s Relating to Free Repair or Replacements	52	10,203	0.5%	0.9%	1.0%	0.8%
% of FP17s Relating to Continuations	6	10,203	0.1%	1.2%	1.0%	0.9%
% of Patients satisfied with the dentistry they have received	6	8	N/A	90.2%	93.2%	92.5%
% of Patients satisfied with the time they had to wait for an appointment	7	8	N/A	87.9%	88.1%	87.0%

\* This is based on patients treated on this contract for their most recent course of treatment.  
 Figures in *italics* indicate the base number of FP17s or Patient Questionnaire responses are less than 100. N/A is shown where the base number of responses is less than 10 during the period. % is calculated as Quantity/Base number\*100

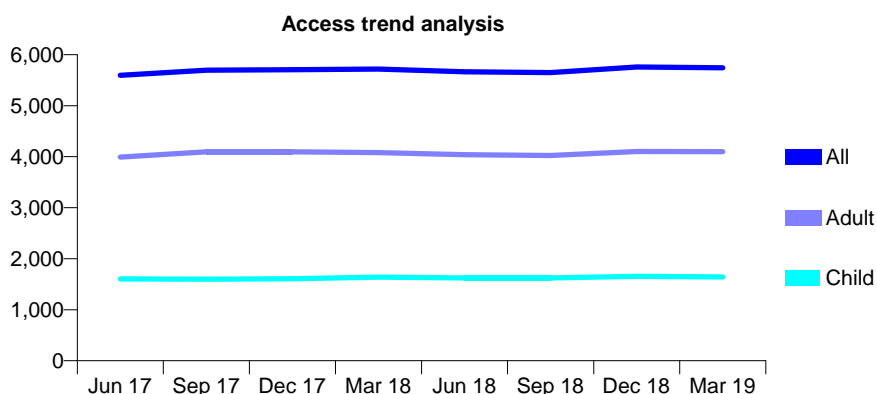
## Q48 - Vital Signs At a Glance Contract Report for 124494/0001 - Year end March 2019

Name or company name	J Powell & D Collins
Contract type name	GDS Contract
Purpose of contract	General
Contract start date	01/04/2010
Contract end date	

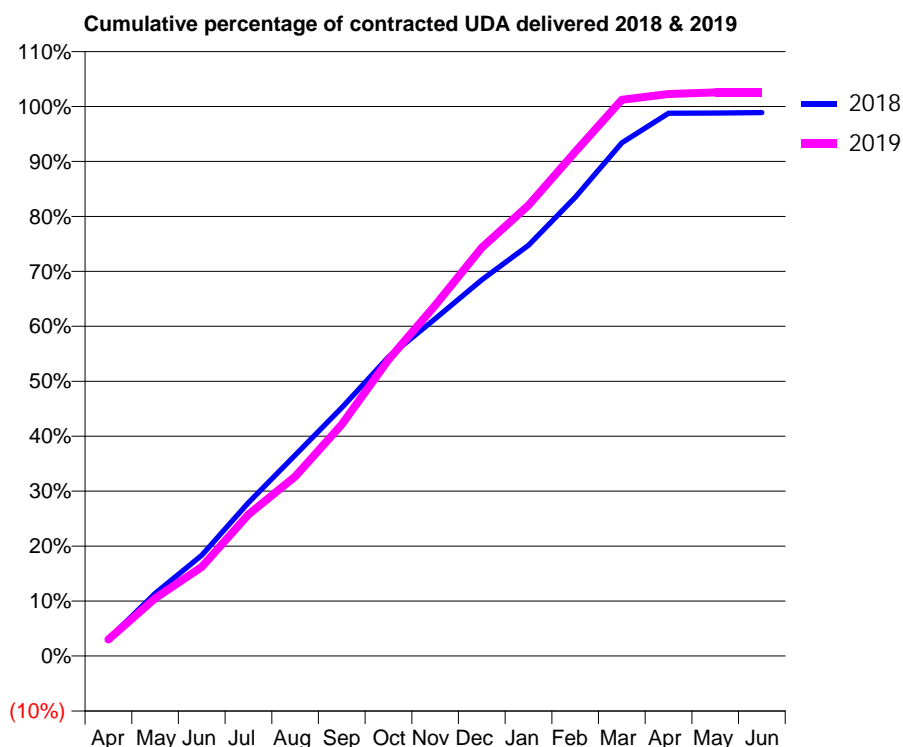
18/19 Contracted general activity (UDA)	15,654
Carry forward general activity (UDA)	176
18/19 Contracted orthodontic activity (UOA)	0
Carry forward orthodontic activity (UOA)	0
Baseline contract value	£509,716.83

### ACCESS\*

Patients seen in 24 months	Total	Change since previous quarter
Quarter ending March 2018	5,719	
Quarter ending June 2018	5,665	→
Quarter ending September 2018	5,649	→
Quarter ending December 2018	5,759	→
Quarter ending March 2019	5,742	→
<b>Variance since March 2018</b>	<b>0.4%</b>	<b>→</b>



### ACTIVITY



Adjusted Scheduled Activity (UDA)		
Month	2018	2019
April	486	471
May	1,788	1,642
June	2,871	2,539
July	4,370	4,034
August	5,723	5,116
September	7,070	6,594
October	8,518	8,439
November	9,609	9,988
December	10,714	11,630
January	11,697	12,841
February	13,071	14,363
March	14,615	15,842
April	15,462	16,009
May	15,466	16,051
June	15,478	16,051

### QUALITY

	Quantity	Base Number	Contract	AT	Region	England
% of FP17s for the same patient ID Re-attending within 3 months - Children	188	2,391	7.9%	11.3%	12.3%	11.8%
% of FP17s for the same patient ID Re-attending within 3 months - Adults	1,188	6,041	19.7%	16.7%	15.9%	15.7%
% of FP17s for the same patient ID Re-attending between 3 & 9 months - Children	1,279	2,391	53.5%	54.4%	60.2%	58.9%
% of FP17s for the same patient ID Re-attending between 3 & 9 months - Adults	2,927	6,041	48.5%	45.0%	53.0%	50.8%
% of FP17s for Band 1 Urgent Courses	632	8,128	7.8%	11.7%	9.1%	9.1%
% of FP17s Relating to Free Repair or Replacements	106	8,128	1.3%	0.9%	1.0%	0.8%
% of FP17s Relating to Continuations	198	8,128	2.4%	1.2%	1.0%	0.9%
% of Patients satisfied with the dentistry they have received	4	4	N/A	90.2%	93.2%	92.5%
% of Patients satisfied with the time they had to wait for an appointment	3	4	N/A	87.9%	88.1%	87.0%

\* This is based on patients treated on this contract for their most recent course of treatment.

Figures in italics indicate the base number of FP17s or Patient Questionnaire responses are less than 100. N/A is shown where the base number of responses is less than 10 during the period. % is calculated as Quantity/Base number\*100

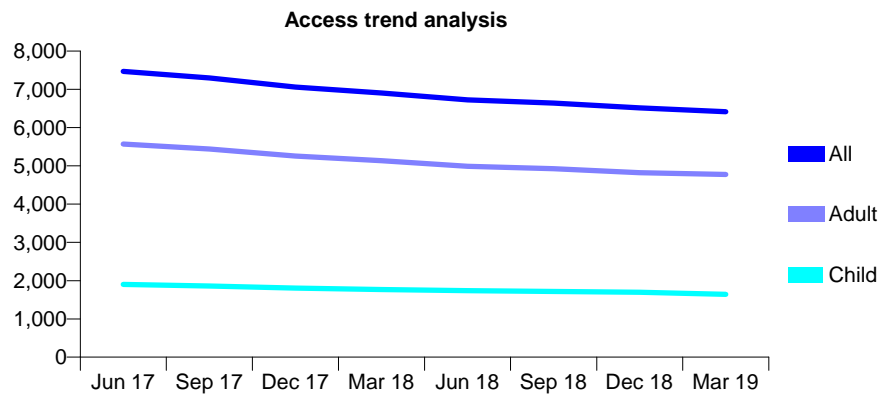
## Q48 - Vital Signs At a Glance Contract Report for 124834/0001 - Year end March 2019

Name or company name	Alverna House Dental Practice Ltd
Contract type name	Pilot Contract
Purpose of contract	General
Contract start date	01/04/2009
Contract end date	

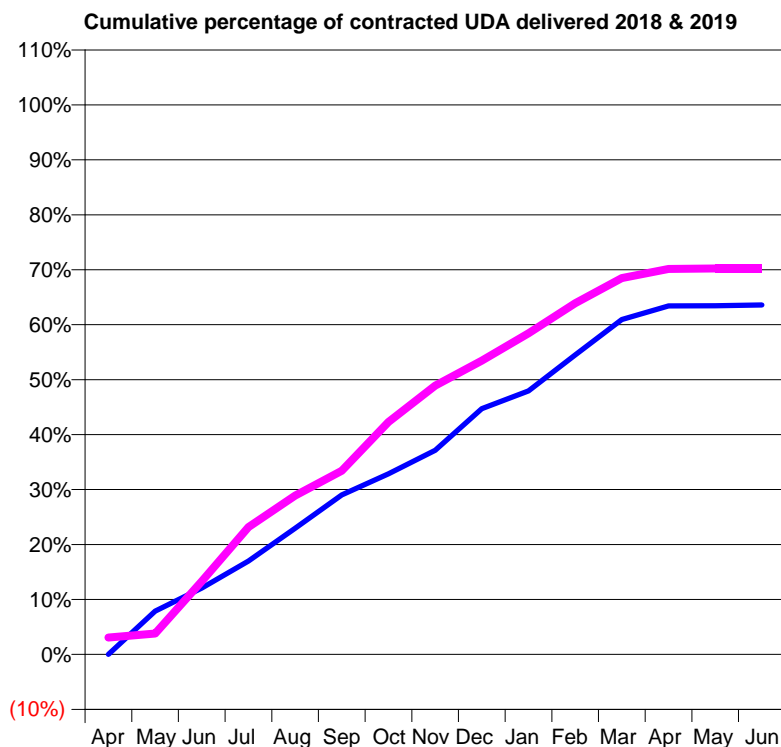
18/19 Contracted general activity (UDA)	21,000
Carry forward general activity (UDA)	0
18/19 Contracted orthodontic activity (UOA)	0
Carry forward orthodontic activity (UOA)	0
Baseline contract value	£609,776.90

### ACCESS\*

Patients seen in 24 months	Total	Change since previous quarter
Quarter ending March 2018	6,903	
Quarter ending June 2018	6,725	↓
Quarter ending September 2018	6,644	↓
Quarter ending December 2018	6,516	↓
Quarter ending March 2019	6,416	↓
<b>Variance since March 2018</b>	<b>(7.1%)</b>	<b>↓</b>



### ACTIVITY



Adjusted Scheduled Activity (UDA)		
Month	2018	2019
April	0	644
May	1,655	796
June	2,533	2,790
July	3,572	4,864
August	4,825	6,071
September	6,093	7,022
October	6,901	8,883
November	7,799	10,272
December	9,390	11,225
January	10,069	12,271
February	11,447	13,420
March	12,801	14,382
April	13,319	14,728
May	13,325	14,743
June	13,355	14,744

### QUALITY

	Quantity	Base Number	Contract	AT	Region	England
% of FP17s for the same patient ID Re-attending within 3 months - Children	309	2,465	12.5%	11.3%	12.3%	11.8%
% of FP17s for the same patient ID Re-attending within 3 months - Adults	831	5,435	15.3%	16.7%	15.9%	15.7%
% of FP17s for the same patient ID Re-attending between 3 & 9 months - Children	1,213	2,465	49.2%	54.4%	60.2%	58.9%
% of FP17s for the same patient ID Re-attending between 3 & 9 months - Adults	1,558	5,435	28.7%	45.0%	53.0%	50.8%
% of FP17s for Band 1 Urgent Courses	1,088	7,863	13.8%	11.7%	9.1%	9.1%
% of FP17s Relating to Free Repair or Replacements	54	7,863	0.7%	0.9%	1.0%	0.8%
% of FP17s Relating to Continuations	30	7,863	0.4%	1.2%	1.0%	0.9%
% of Patients satisfied with the dentistry they have received	1	1	N/A	90.2%	93.2%	92.5%
% of Patients satisfied with the time they had to wait for an appointment	1	1	N/A	87.9%	88.1%	87.0%

\* This is based on patients treated on this contract for their most recent course of treatment. Figures in italics indicate the base number of FP17s or Patient Questionnaire responses are less than 100. N/A is shown where the base number of responses is less than 10 during the period. % is calculated as Quantity/Base number\*100



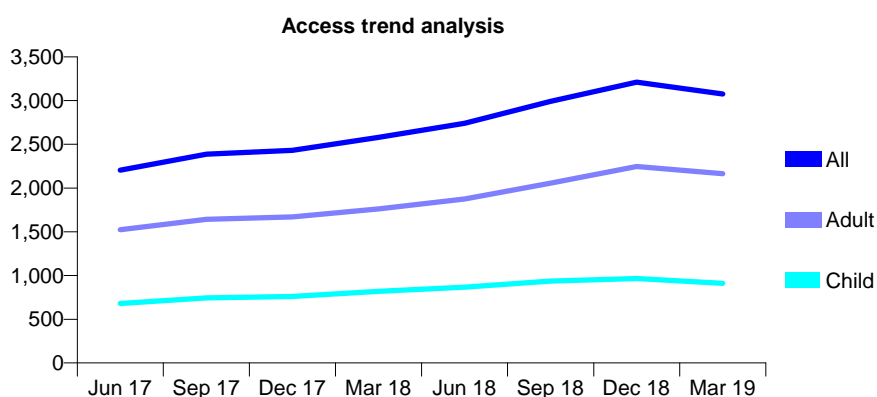
## Q48 - Vital Signs At a Glance Contract Report for 125547/0001 - Year end March 2019

Name or company name	Parr Dental Surgery Limited
Contract type name	GDS Contract
Purpose of contract	General
Contract start date	01/01/2012
Contract end date	

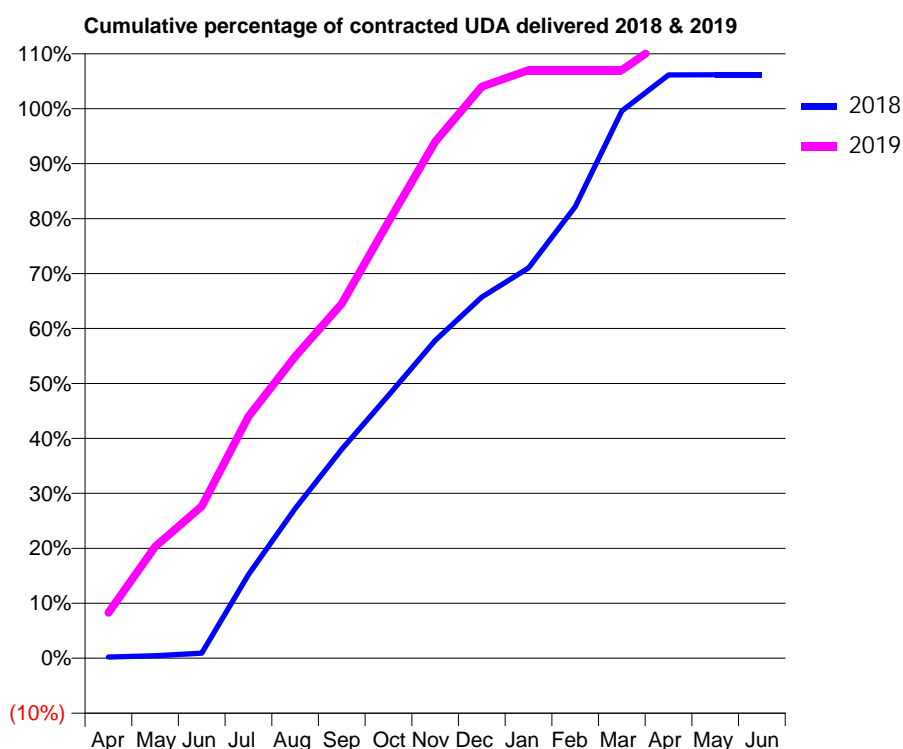
18/19 Contracted general activity (UDA)	8,000
Carry forward general activity (UDA)	0
18/19 Contracted orthodontic activity (UOA)	0
Carry forward orthodontic activity (UOA)	0
Baseline contract value	£193,877.38

### ACCESS\*

Patients seen in 24 months	Total	Change since previous quarter
Quarter ending March 2018	2,580	
Quarter ending June 2018	2,742	↑
Quarter ending September 2018	2,992	↑
Quarter ending December 2018	3,211	↑
Quarter ending March 2019	3,075	↓
<b>Variance since March 2018</b>	<b>19.2%</b>	<b>↑</b>



### ACTIVITY



Adjusted Scheduled Activity (UDA)		
Month	2018	2019
April	18	664
May	36	1,626
June	75	2,213
July	1,217	3,519
August	2,180	4,391
September	3,042	5,162
October	3,827	6,356
November	4,626	7,521
December	5,258	8,320
January	5,682	8,561
February	6,573	8,561
March	7,967	8,561
April	8,490	9,035
May	8,492	9,116
June	8,492	9,116

### QUALITY

	Quantity	Base Number	Contract	AT	Region	England
% of FP17s for the same patient ID Re-attending within 3 months - Children	299	1,323	22.6%	11.3%	12.3%	11.8%
% of FP17s for the same patient ID Re-attending within 3 months - Adults	435	2,534	17.2%	16.7%	15.9%	15.7%
% of FP17s for the same patient ID Re-attending between 3 & 9 months - Children	566	1,323	42.8%	54.4%	60.2%	58.9%
% of FP17s for the same patient ID Re-attending between 3 & 9 months - Adults	1,093	2,534	43.1%	45.0%	53.0%	50.8%
% of FP17s for Band 1 Urgent Courses	565	4,230	13.4%	11.7%	9.1%	9.1%
% of FP17s Relating to Free Repair or Replacements	74	4,230	1.7%	0.9%	1.0%	0.8%
% of FP17s Relating to Continuations	15	4,230	0.4%	1.2%	1.0%	0.9%
% of Patients satisfied with the dentistry they have received	0	0	N/A	90.2%	93.2%	92.5%
% of Patients satisfied with the time they had to wait for an appointment	0	0	N/A	87.9%	88.1%	87.0%

\* This is based on patients treated on this contract for their most recent course of treatment.

Figures in italics indicate the base number of FP17s or Patient Questionnaire responses are less than 100. N/A is shown where the base number of responses is less than 10 during the period. % is calculated as Quantity/Base number\*100

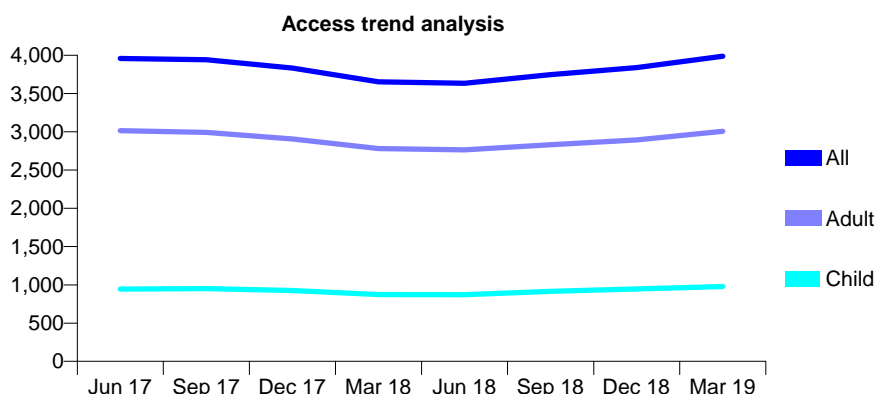
## Q48 - Vital Signs At a Glance Contract Report for 126942/0001 - Year end March 2019

Name or company name	Windle House Dental
Contract type name	GDS Contract
Purpose of contract	General
Contract start date	21/03/2013
Contract end date	

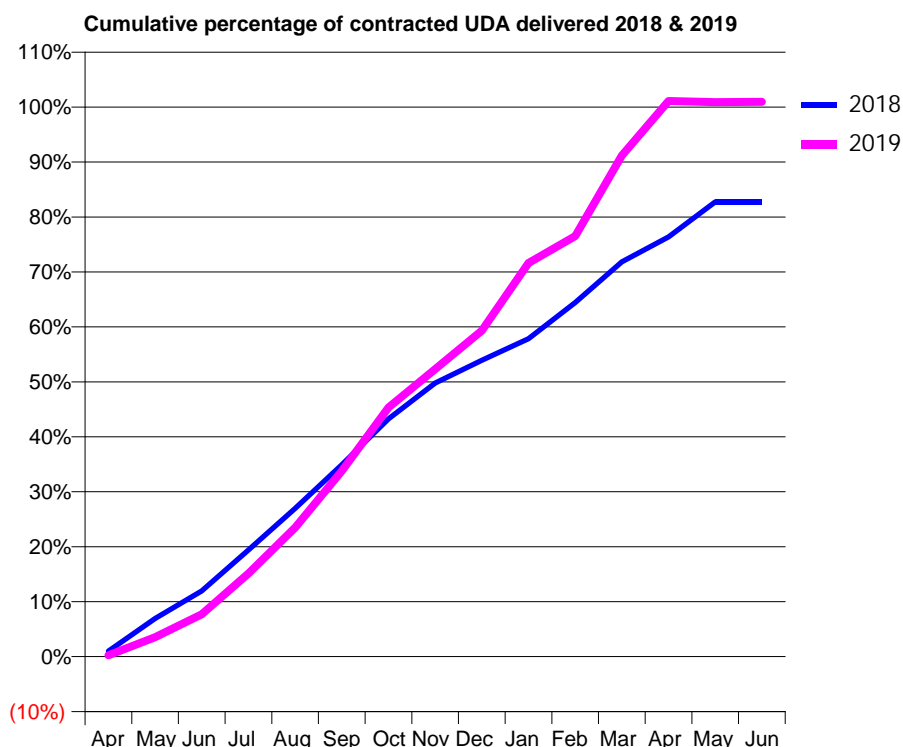
18/19 Contracted general activity (UDA)	15,000
Carry forward general activity (UDA)	0
18/19 Contracted orthodontic activity (UOA)	0
Carry forward orthodontic activity (UOA)	0
Baseline contract value	£415,753.23

### ACCESS\*

Patients seen in 24 months	Total	Change since previous quarter
Quarter ending March 2018	3,653	
Quarter ending June 2018	3,634	→
Quarter ending September 2018	3,746	↑
Quarter ending December 2018	3,839	↑
Quarter ending March 2019	3,987	↑
<b>Variance since March 2018</b>	<b>9.1%</b>	<b>↑</b>



### ACTIVITY



Adjusted Scheduled Activity (UDA)		
Month	2018	2019
April	151	37
May	1,041	528
June	1,792	1,157
July	2,915	2,269
August	4,046	3,525
September	5,235	5,067
October	6,488	6,797
November	7,467	7,848
December	8,091	8,898
January	8,680	10,743
February	9,666	11,480
March	10,774	13,675
April	11,458	15,167
May	12,411	15,133
June	12,414	15,145

### QUALITY

	Quantity	Base Number	Contract	AT	Region	England
% of FP17s for the same patient ID Re-attending within 3 months - Children	120	1,813	6.6%	11.3%	12.3%	11.8%
% of FP17s for the same patient ID Re-attending within 3 months - Adults	386	4,244	9.1%	16.7%	15.9%	15.7%
% of FP17s for the same patient ID Re-attending between 3 & 9 months - Children	1,045	1,813	57.6%	54.4%	60.2%	58.9%
% of FP17s for the same patient ID Re-attending between 3 & 9 months - Adults	2,138	4,244	50.4%	45.0%	53.0%	50.8%
% of FP17s for Band 1 Urgent Courses	162	5,676	2.9%	11.7%	9.1%	9.1%
% of FP17s Relating to Free Repair or Replacements	51	5,676	0.9%	0.9%	1.0%	0.8%
% of FP17s Relating to Continuations	11	5,676	0.2%	1.2%	1.0%	0.9%
% of Patients satisfied with the dentistry they have received	9	10	90.0%	90.2%	93.2%	92.5%
% of Patients satisfied with the time they had to wait for an appointment	9	10	90.0%	87.9%	88.1%	87.0%

\* This is based on patients treated on this contract for their most recent course of treatment.  
 Figures in *italics* indicate the base number of FP17s or Patient Questionnaire responses are less than 100. N/A is shown where the base number of responses is less than 10 during the period. % is calculated as Quantity/Base number\*100

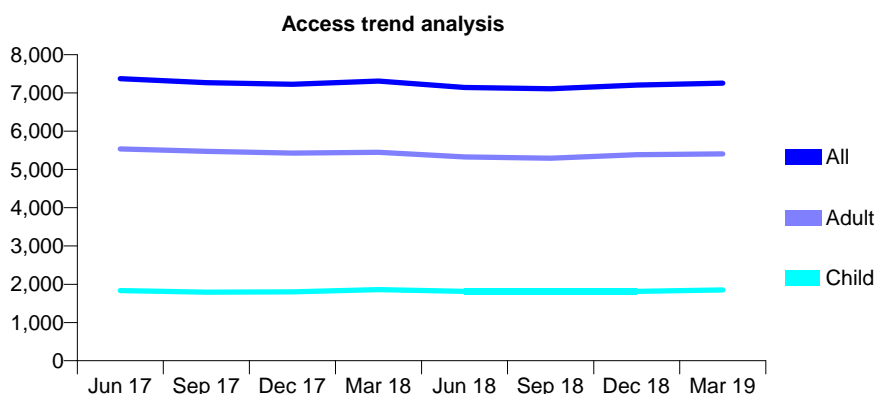
## Q48 - Vital Signs At a Glance Contract Report for 127450/0001 - Year end March 2019

Name or company name	The Kirkby Family Dental Centre
Contract type name	GDS Contract
Purpose of contract	General
Contract start date	01/04/2006
Contract end date	

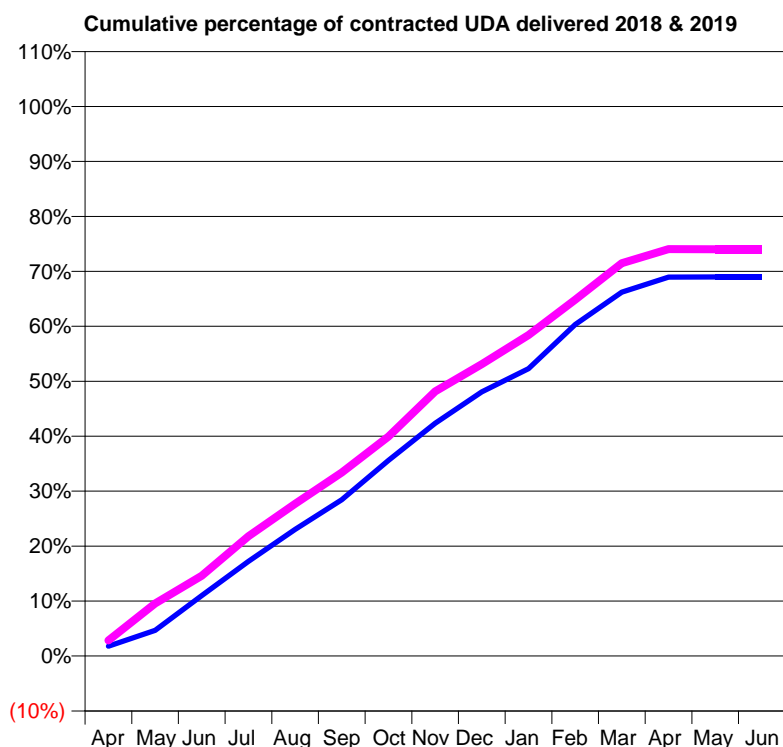
18/19 Contracted general activity (UDA)	31,738
Carry forward general activity (UDA)	0
18/19 Contracted orthodontic activity (UOA)	0
Carry forward orthodontic activity (UOA)	0
Baseline contract value	£836,770.06

### ACCESS\*

Patients seen in 24 months	Total	Change since previous quarter
Quarter ending March 2018	7,310	
Quarter ending June 2018	7,143	↓
Quarter ending September 2018	7,109	→
Quarter ending December 2018	7,204	→
Quarter ending March 2019	7,255	→
<b>Variance since March 2018</b>	<b>(0.8%)</b>	<b>→</b>



### ACTIVITY



Adjusted Scheduled Activity (UDA)		
Month	2018	2019
April	570	903
May	1,479	3,038
June	3,495	4,636
July	5,463	6,922
August	7,314	8,792
September	9,023	10,595
October	11,303	12,679
November	13,444	15,283
December	15,251	16,852
January	16,593	18,537
February	19,143	20,572
March	21,017	22,684
April	21,887	23,500
May	21,894	23,483
June	21,894	23,491

### QUALITY

	Quantity	Base Number	Contract	AT	Region	England
% of FP17s for the same patient ID Re-attending within 3 months - Children	186	2,342	7.9%	11.3%	12.3%	11.8%
% of FP17s for the same patient ID Re-attending within 3 months - Adults	707	6,000	11.8%	16.7%	15.9%	15.7%
% of FP17s for the same patient ID Re-attending between 3 & 9 months - Children	1,069	2,342	45.6%	54.4%	60.2%	58.9%
% of FP17s for the same patient ID Re-attending between 3 & 9 months - Adults	2,571	6,000	42.9%	45.0%	53.0%	50.8%
% of FP17s for Band 1 Urgent Courses	661	8,325	7.9%	11.7%	9.1%	9.1%
% of FP17s Relating to Free Repair or Replacements	23	8,325	0.3%	0.9%	1.0%	0.8%
% of FP17s Relating to Continuations	9	8,325	0.1%	1.2%	1.0%	0.9%
% of Patients satisfied with the dentistry they have received	3	3	N/A	90.2%	93.2%	92.5%
% of Patients satisfied with the time they had to wait for an appointment	2	3	N/A	87.9%	88.1%	87.0%

\* This is based on patients treated on this contract for their most recent course of treatment.

Figures in italics indicate the base number of FP17s or Patient Questionnaire responses are less than 100. N/A is shown where the base number of responses is less than 10 during the period. % is calculated as Quantity/Base number\*100

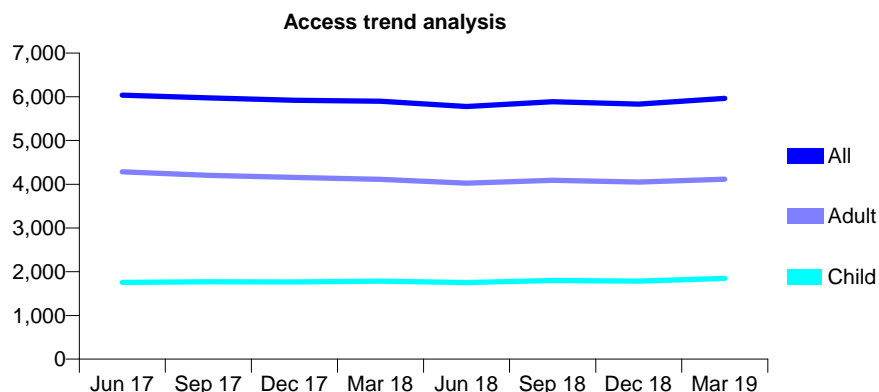
## Q48 - Vital Signs At a Glance Contract Report for 128058/0001 - Year end March 2019

Name or company name	The Towerhill Family Dental Centre
Contract type name	GDS Contract
Purpose of contract	General
Contract start date	01/04/2006
Contract end date	

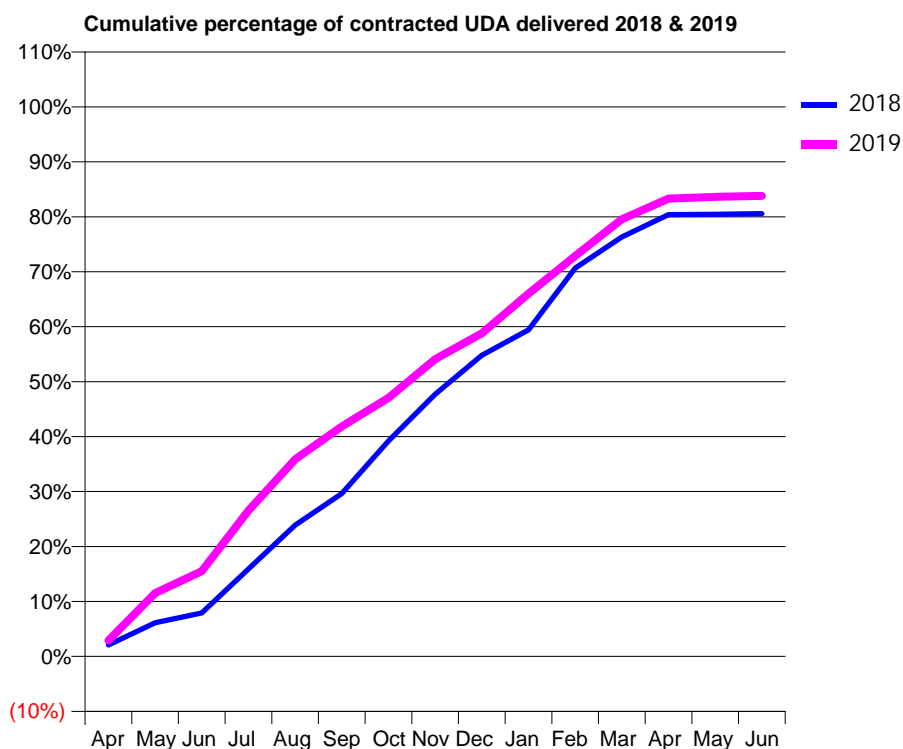
18/19 Contracted general activity (UDA)	21,158
Carry forward general activity (UDA)	0
18/19 Contracted orthodontic activity (UOA)	0
Carry forward orthodontic activity (UOA)	0
Baseline contract value	£557,846.72

### ACCESS\*

Patients seen in 24 months	Total	Change since previous quarter
Quarter ending March 2018	5,898	
Quarter ending June 2018	5,777	↓
Quarter ending September 2018	5,889	→
Quarter ending December 2018	5,832	→
Quarter ending March 2019	5,963	↑
<b>Variance since March 2018</b>	<b>1.1%</b>	<b>→</b>



### ACTIVITY



Adjusted Scheduled Activity (UDA)		
Month	2018	2019
April	441	615
May	1,295	2,437
June	1,669	3,286
July	3,373	5,614
August	5,053	7,593
September	6,269	8,848
October	8,297	9,951
November	10,098	11,445
December	11,589	12,436
January	12,572	13,964
February	14,953	15,423
March	16,146	16,830
April	17,006	17,623
May	17,025	17,695
June	17,046	17,731

### QUALITY

	Quantity	Base Number	Contract	AT	Region	England
% of FP17s for the same patient ID Re-attending within 3 months - Children	142	2,374	6.0%	11.3%	12.3%	11.8%
% of FP17s for the same patient ID Re-attending within 3 months - Adults	404	4,584	8.8%	16.7%	15.9%	15.7%
% of FP17s for the same patient ID Re-attending between 3 & 9 months - Children	1,229	2,374	51.8%	54.4%	60.2%	58.9%
% of FP17s for the same patient ID Re-attending between 3 & 9 months - Adults	2,289	4,584	49.9%	45.0%	53.0%	50.8%
% of FP17s for Band 1 Urgent Courses	289	7,006	4.1%	11.7%	9.1%	9.1%
% of FP17s Relating to Free Repair or Replacements	40	7,006	0.6%	0.9%	1.0%	0.8%
% of FP17s Relating to Continuations	33	7,006	0.5%	1.2%	1.0%	0.9%
% of Patients satisfied with the dentistry they have received	3	3	N/A	90.2%	93.2%	92.5%
% of Patients satisfied with the time they had to wait for an appointment	2	3	N/A	87.9%	88.1%	87.0%

\* This is based on patients treated on this contract for their most recent course of treatment.

Figures in italics indicate the base number of FP17s or Patient Questionnaire responses are less than 100. N/A is shown where the base number of responses is less than 10 during the period. % is calculated as Quantity/Base number\*100

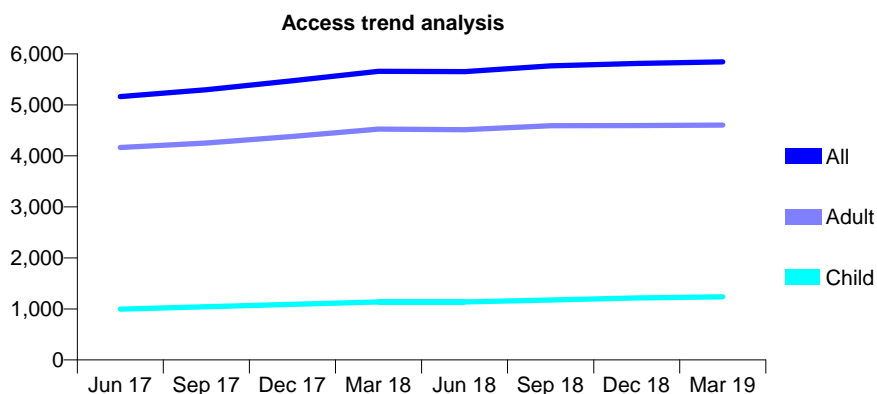
## Q48 - Vital Signs At a Glance Contract Report for 131571/0001 - Year end March 2019

Name or company name	Northway Dental Limited
Contract type name	GDS Contract
Purpose of contract	General
Contract start date	01/05/2014
Contract end date	

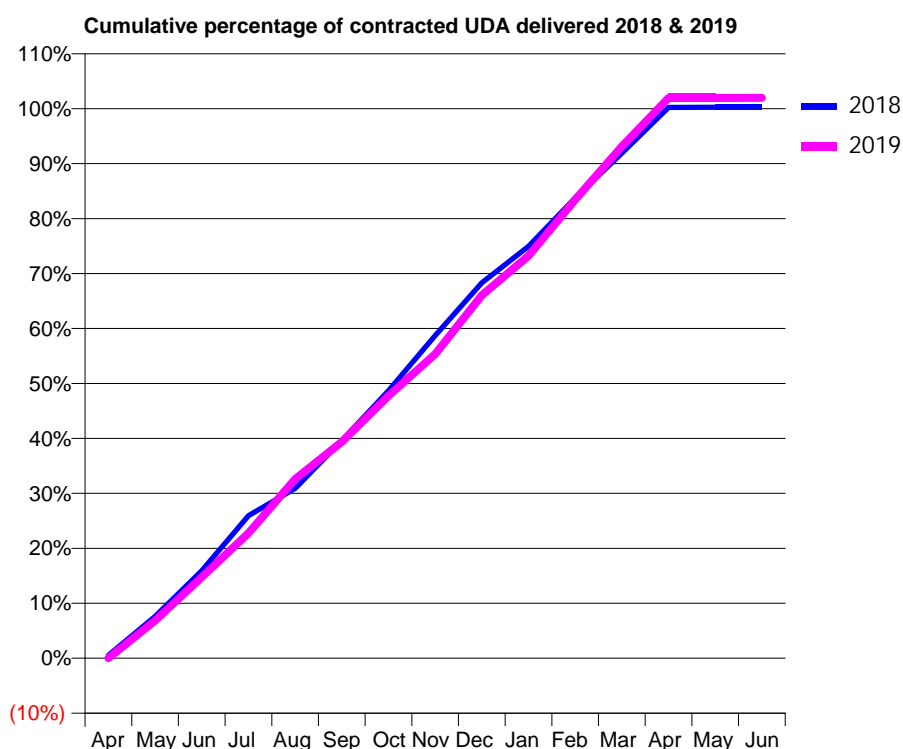
18/19 Contracted general activity (UDA)	13,869
Carry forward general activity (UDA)	0
18/19 Contracted orthodontic activity (UOA)	0
Carry forward orthodontic activity (UOA)	0
Baseline contract value	£430,406.70

### ACCESS\*

Patients seen in 24 months	Total	Change since previous quarter
Quarter ending March 2018	5,659	
Quarter ending June 2018	5,651	→
Quarter ending September 2018	5,767	↑
Quarter ending December 2018	5,811	→
Quarter ending March 2019	5,841	→
<b>Variance since March 2018</b>	<b>3.2%</b>	<b>↑</b>



### ACTIVITY



Adjusted Scheduled Activity (UDA)		
Month	2018	2019
April	77	0
May	1,059	951
June	2,207	2,044
July	3,598	3,158
August	4,288	4,522
September	5,492	5,460
October	6,751	6,622
November	8,145	7,676
December	9,472	9,159
January	10,396	10,157
February	11,618	11,573
March	12,744	12,914
April	13,897	14,137
May	13,906	14,137
June	13,906	14,140

### QUALITY

	Quantity	Base Number	Contract	AT	Region	England
% of FP17s for the same patient ID Re-attending within 3 months - Children	110	1,771	6.2%	11.3%	12.3%	11.8%
% of FP17s for the same patient ID Re-attending within 3 months - Adults	689	5,132	13.4%	16.7%	15.9%	15.7%
% of FP17s for the same patient ID Re-attending between 3 & 9 months - Children	995	1,771	56.2%	54.4%	60.2%	58.9%
% of FP17s for the same patient ID Re-attending between 3 & 9 months - Adults	1,827	5,132	35.6%	45.0%	53.0%	50.8%
% of FP17s for Band 1 Urgent Courses	514	5,761	8.9%	11.7%	9.1%	9.1%
% of FP17s Relating to Free Repair or Replacements	122	5,761	2.1%	0.9%	1.0%	0.8%
% of FP17s Relating to Continuations	104	5,761	1.8%	1.2%	1.0%	0.9%
% of Patients satisfied with the dentistry they have received	3	4	N/A	90.2%	93.2%	92.5%
% of Patients satisfied with the time they had to wait for an appointment	3	4	N/A	87.9%	88.1%	87.0%

\* This is based on patients treated on this contract for their most recent course of treatment.

Figures in italics indicate the base number of FP17s or Patient Questionnaire responses are less than 100. N/A is shown where the base number of responses is less than 10 during the period. % is calculated as Quantity/Base number\*100

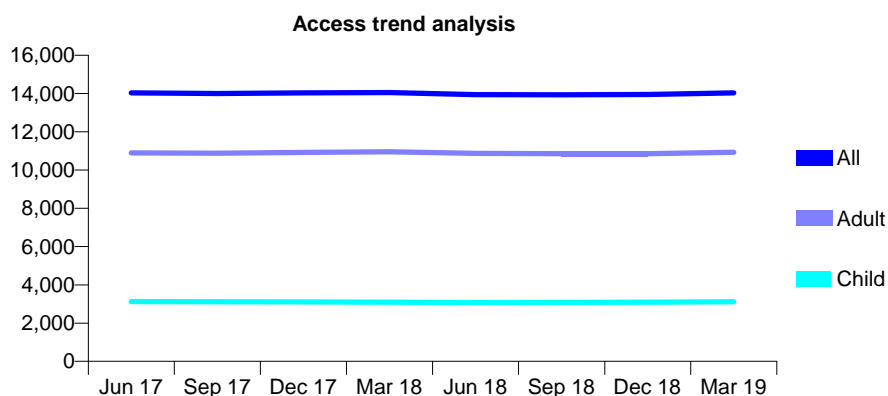
## Q48 - Vital Signs At a Glance Contract Report for 131938/0001 - Year end March 2019

Name or company name	Newtown (no 1) Ltd
Contract type name	GDS Contract
Purpose of contract	General
Contract start date	01/04/2009
Contract end date	

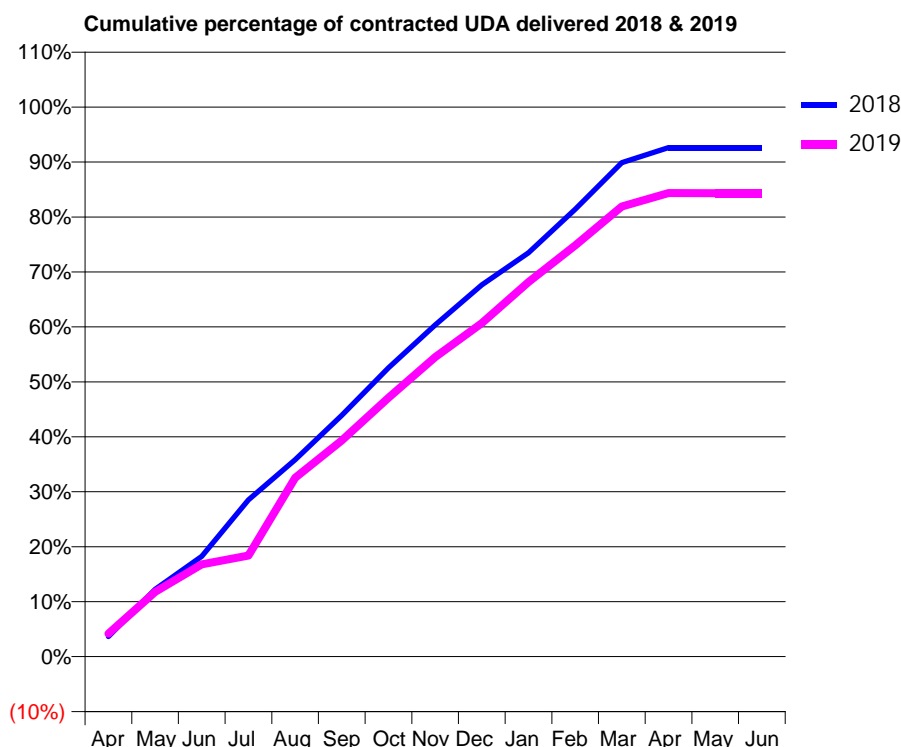
18/19 Contracted general activity (UDA)	49,700
Carry forward general activity (UDA)	0
18/19 Contracted orthodontic activity (UOA)	0
Carry forward orthodontic activity (UOA)	0
Baseline contract value	£1,265,704.21

### ACCESS\*

Patients seen in 24 months	Total	Change since previous quarter
Quarter ending March 2018	14,049	
Quarter ending June 2018	13,939	→
Quarter ending September 2018	13,933	→
Quarter ending December 2018	13,952	→
Quarter ending March 2019	14,038	→
<b>Variance since March 2018</b>	<b>(0.1%)</b>	<b>→</b>



### ACTIVITY



Adjusted Scheduled Activity (UDA)		
Month	2018	2019
April	1,819	2,086
May	6,082	5,851
June	9,072	8,346
July	14,179	9,154
August	17,802	16,178
September	21,826	19,546
October	26,123	23,414
November	29,995	27,091
December	33,620	30,155
January	36,524	33,873
February	40,458	37,192
March	44,668	40,708
April	46,025	41,912
May	46,032	41,903
June	46,034	41,902

### QUALITY

	Quantity	Base Number	Contract	AT	Region	England
% of FP17s for the same patient ID Re-attending within 3 months - Children	546	6,380	8.6%	11.3%	12.3%	11.8%
% of FP17s for the same patient ID Re-attending within 3 months - Adults	2,113	16,257	13.0%	16.7%	15.9%	15.7%
% of FP17s for the same patient ID Re-attending between 3 & 9 months - Children	4,738	6,380	74.3%	54.4%	60.2%	58.9%
% of FP17s for the same patient ID Re-attending between 3 & 9 months - Adults	10,183	16,257	62.6%	45.0%	53.0%	50.8%
% of FP17s for Band 1 Urgent Courses	1,144	22,597	5.1%	11.7%	9.1%	9.1%
% of FP17s Relating to Free Repair or Replacements	327	22,597	1.4%	0.9%	1.0%	0.8%
% of FP17s Relating to Continuations	280	22,597	1.2%	1.2%	1.0%	0.9%
% of Patients satisfied with the dentistry they have received	11	13	84.6%	90.2%	93.2%	92.5%
% of Patients satisfied with the time they had to wait for an appointment	12	13	92.3%	87.9%	88.1%	87.0%

\* This is based on patients treated on this contract for their most recent course of treatment.  
 Figures in *italics* indicate the base number of FP17s or Patient Questionnaire responses are less than 100. N/A is shown where the base number of responses is less than 10 during the period. % is calculated as Quantity/Base number\*100

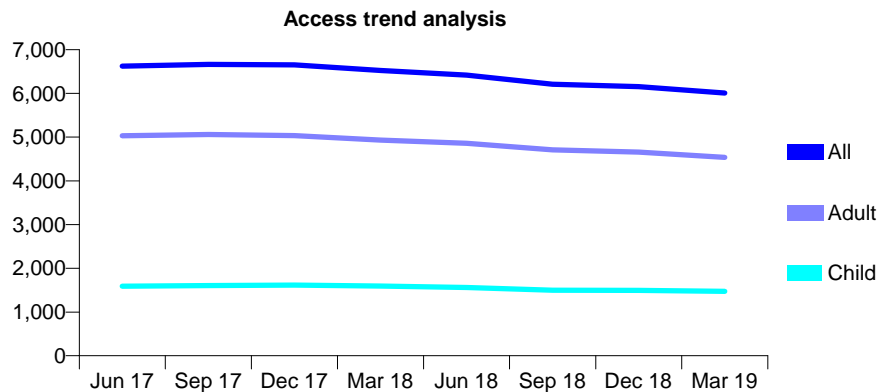
## Q48 - Vital Signs At a Glance Contract Report for 136395/0001 - Year end March 2019

Name or company name	IDH 437 Ltd
Contract type name	GDS Contract
Purpose of contract	General
Contract start date	01/05/2010
Contract end date	

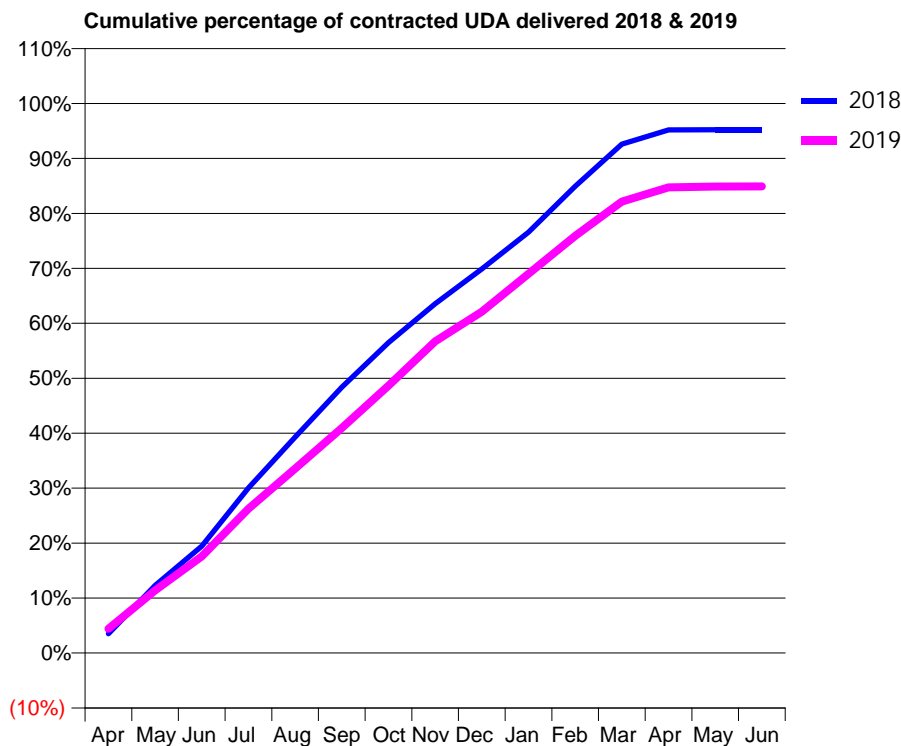
18/19 Contracted general activity (UDA)	22,500
Carry forward general activity (UDA)	0
18/19 Contracted orthodontic activity (UOA)	0
Carry forward orthodontic activity (UOA)	0
Baseline contract value	£529,625.70

### ACCESS\*

Patients seen in 24 months	Total	Change since previous quarter
Quarter ending March 2018	6,524	
Quarter ending June 2018	6,418	↓
Quarter ending September 2018	6,209	↓
Quarter ending December 2018	6,155	→
Quarter ending March 2019	6,008	↓
<b>Variance since March 2018</b>	<b>(7.9%)</b>	<b>↓</b>



### ACTIVITY



Adjusted Scheduled Activity (UDA)		
Month	2018	2019
April	788	989
May	2,770	2,571
June	4,376	3,957
July	6,760	5,908
August	8,842	7,556
September	10,877	9,207
October	12,707	10,947
November	14,302	12,764
December	15,721	13,975
January	17,227	15,524
February	19,114	17,074
March	20,831	18,481
April	21,419	19,065
May	21,422	19,099
June	21,423	19,100

### QUALITY

	Quantity	Base Number	Contract	AT	Region	England
% of FP17s for the same patient ID Re-attending within 3 months - Children	122	1,777	6.9%	11.3%	12.3%	11.8%
% of FP17s for the same patient ID Re-attending within 3 months - Adults	595	4,734	12.6%	16.7%	15.9%	15.7%
% of FP17s for the same patient ID Re-attending between 3 & 9 months - Children	906	1,777	51.0%	54.4%	60.2%	58.9%
% of FP17s for the same patient ID Re-attending between 3 & 9 months - Adults	1,828	4,734	38.6%	45.0%	53.0%	50.8%
% of FP17s for Band 1 Urgent Courses	363	6,482	5.6%	11.7%	9.1%	9.1%
% of FP17s Relating to Free Repair or Replacements	38	6,482	0.6%	0.9%	1.0%	0.8%
% of FP17s Relating to Continuations	157	6,482	2.4%	1.2%	1.0%	0.9%
% of Patients satisfied with the dentistry they have received	1	1	N/A	90.2%	93.2%	92.5%
% of Patients satisfied with the time they had to wait for an appointment	1	1	N/A	87.9%	88.1%	87.0%

\* This is based on patients treated on this contract for their most recent course of treatment.

Figures in italics indicate the base number of FP17s or Patient Questionnaire responses are less than 100. N/A is shown where the base number of responses is less than 10 during the period. % is calculated as Quantity/Base number\*100



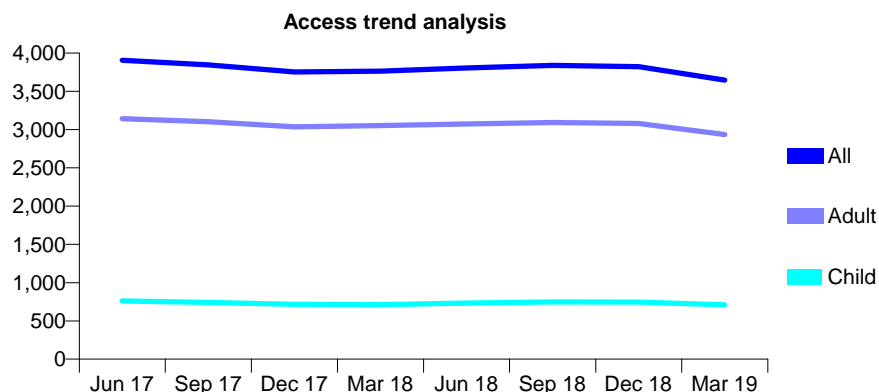
## Q48 - Vital Signs At a Glance Contract Report for 136786/0001 - Year end March 2019

Name or company name	Lowe House Dental Care
Contract type name	GDS Contract
Purpose of contract	General
Contract start date	01/04/2011
Contract end date	

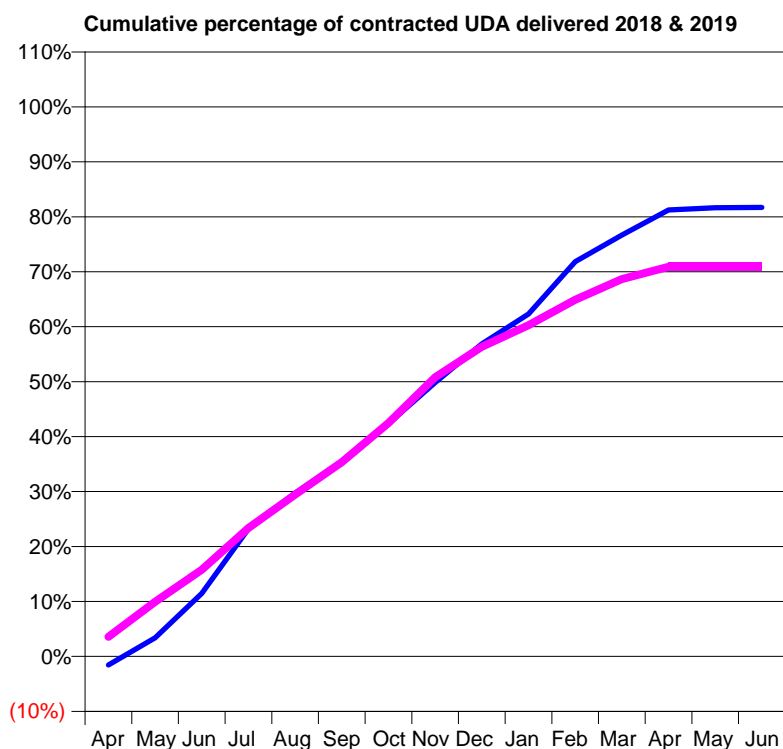
18/19 Contracted general activity (UDA)	17,000
Carry forward general activity (UDA)	0
18/19 Contracted orthodontic activity (UOA)	0
Carry forward orthodontic activity (UOA)	0
Baseline contract value	£432,234.45

### ACCESS\*

Patients seen in 24 months	Total	Change since previous quarter
Quarter ending March 2018	3,764	
Quarter ending June 2018	3,806	→
Quarter ending September 2018	3,839	→
Quarter ending December 2018	3,823	→
Quarter ending March 2019	3,647	↓
<b>Variance since March 2018</b>	<b>(3.1%)</b>	<b>↓</b>



### ACTIVITY



Adjusted Scheduled Activity (UDA)		
Month	2018	2019
April	-267	607
May	576	1,688
June	1,949	2,683
July	3,951	3,973
August	5,053	5,010
September	6,028	6,009
October	7,201	7,222
November	8,470	8,638
December	9,668	9,577
January	10,593	10,245
February	12,208	11,032
March	13,035	11,673
April	13,809	12,052
May	13,881	12,052
June	13,887	12,052

### QUALITY

	Quantity	Base Number	Contract	AT	Region	England
% of FP17s for the same patient ID Re-attending within 3 months - Children	91	1,013	9.0%	11.3%	12.3%	11.8%
% of FP17s for the same patient ID Re-attending within 3 months - Adults	443	3,823	11.6%	16.7%	15.9%	15.7%
% of FP17s for the same patient ID Re-attending between 3 & 9 months - Children	546	1,013	53.9%	54.4%	60.2%	58.9%
% of FP17s for the same patient ID Re-attending between 3 & 9 months - Adults	2,067	3,823	54.1%	45.0%	53.0%	50.8%
% of FP17s for Band 1 Urgent Courses	168	4,707	3.6%	11.7%	9.1%	9.1%
% of FP17s Relating to Free Repair or Replacements	39	4,707	0.8%	0.9%	1.0%	0.8%
% of FP17s Relating to Continuations	38	4,707	0.8%	1.2%	1.0%	0.9%
% of Patients satisfied with the dentistry they have received	8	8	N/A	90.2%	93.2%	92.5%
% of Patients satisfied with the time they had to wait for an appointment	7	8	N/A	87.9%	88.1%	87.0%

\* This is based on patients treated on this contract for their most recent course of treatment.

Figures in italics indicate the base number of FP17s or Patient Questionnaire responses are less than 100. N/A is shown where the base number of responses is less than 10 during the period. % is calculated as Quantity/Base number\*100

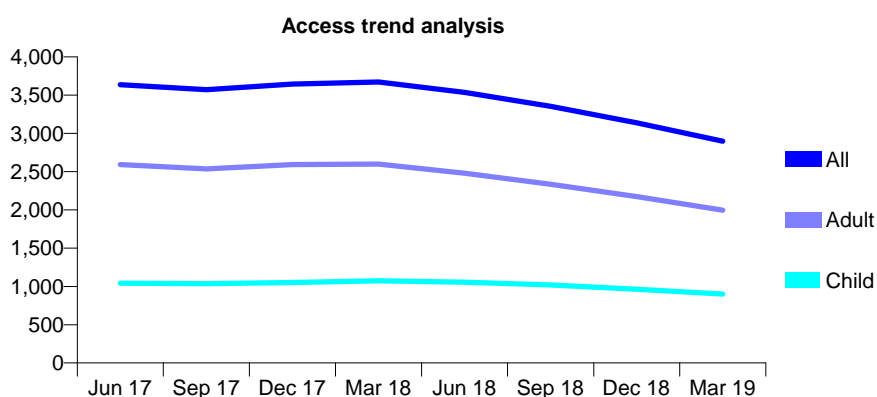
## Q48 - Vital Signs At a Glance Contract Report for 137847/0001 - Year end March 2019

Name or company name	North Huyton Dental Practice
Contract type name	GDS Contract
Purpose of contract	General
Contract start date	01/03/2013
Contract end date	

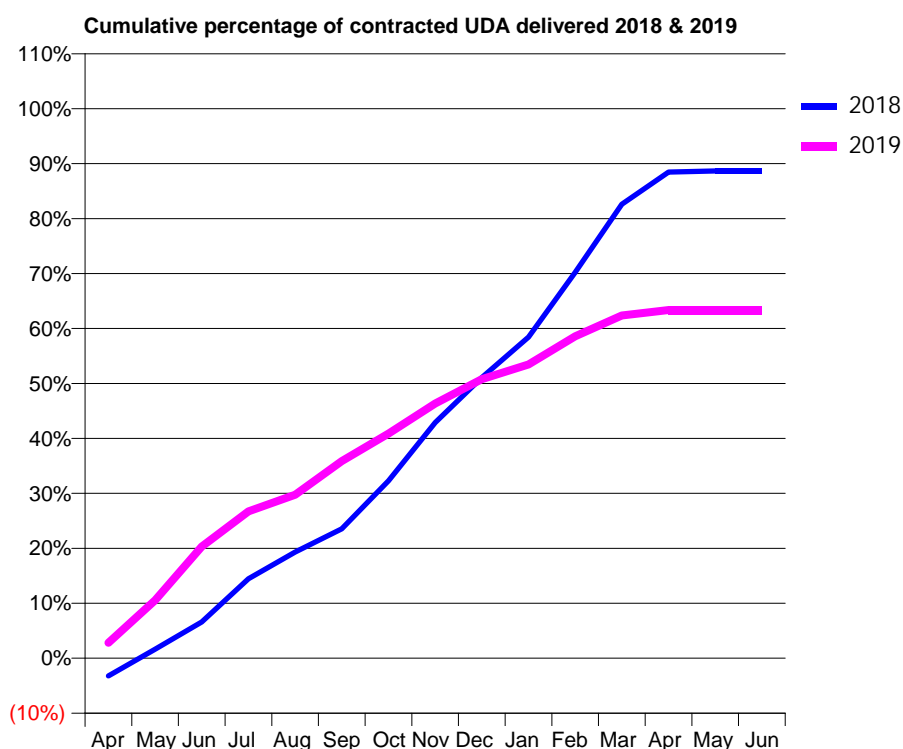
18/19 Contracted general activity (UDA)	9,750
Carry forward general activity (UDA)	0
18/19 Contracted orthodontic activity (UOA)	0
Carry forward orthodontic activity (UOA)	0
Baseline contract value	£256,307.15

### ACCESS\*

Patients seen in 24 months	Total	Change since previous quarter
Quarter ending March 2018	3,671	
Quarter ending June 2018	3,535	↓
Quarter ending September 2018	3,354	↓
Quarter ending December 2018	3,138	↓
Quarter ending March 2019	2,898	↓
<b>Variance since March 2018</b>	<b>(21.1%)</b>	<b>↓</b>



### ACTIVITY



Adjusted Scheduled Activity (UDA)		
Month	2018	2019
April	-421	275
May	212	1,031
June	856	1,983
July	1,880	2,605
August	2,514	2,899
September	3,060	3,498
October	4,199	3,986
November	5,577	4,518
December	6,640	4,952
January	7,599	5,210
February	9,130	5,713
March	10,739	6,082
April	11,500	6,176
May	11,527	6,176
June	11,527	6,176

### QUALITY

	Quantity	Base Number	Contract	AT	Region	England
% of FP17s for the same patient ID Re-attending within 3 months - Children	82	779	10.5%	11.3%	12.3%	11.8%
% of FP17s for the same patient ID Re-attending within 3 months - Adults	335	1,530	21.9%	16.7%	15.9%	15.7%
% of FP17s for the same patient ID Re-attending between 3 & 9 months - Children	284	779	36.5%	54.4%	60.2%	58.9%
% of FP17s for the same patient ID Re-attending between 3 & 9 months - Adults	565	1,530	36.9%	45.0%	53.0%	50.8%
% of FP17s for Band 1 Urgent Courses	156	2,126	7.3%	11.7%	9.1%	9.1%
% of FP17s Relating to Free Repair or Replacements	29	2,126	1.4%	0.9%	1.0%	0.8%
% of FP17s Relating to Continuations	30	2,126	1.4%	1.2%	1.0%	0.9%
% of Patients satisfied with the dentistry they have received	0	1	N/A	90.2%	93.2%	92.5%
% of Patients satisfied with the time they had to wait for an appointment	0	1	N/A	87.9%	88.1%	87.0%

\* This is based on patients treated on this contract for their most recent course of treatment. Figures in italics indicate the base number of FP17s or Patient Questionnaire responses are less than 100. N/A is shown where the base number of responses is less than 10 during the period. % is calculated as Quantity/Base number\*100

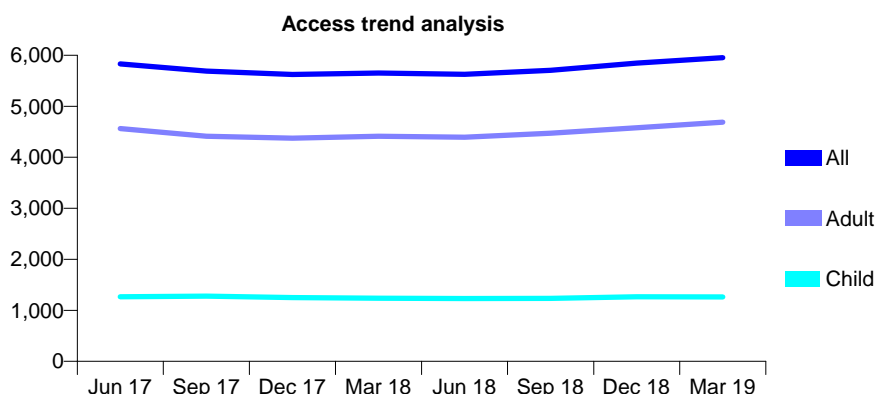
## Q48 - Vital Signs At a Glance Contract Report for 138568/0001 - Year end March 2019

Name or company name	Farnworth Dental
Contract type name	GDS Contract
Purpose of contract	General
Contract start date	01/05/2014
Contract end date	

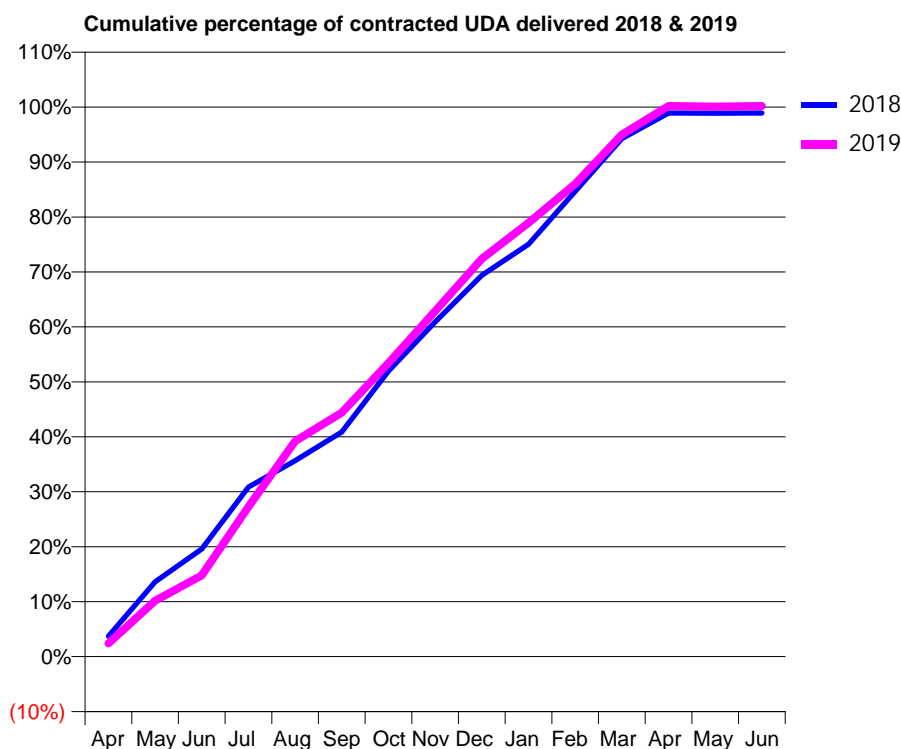
18/19 Contracted general activity (UDA)	17,598
Carry forward general activity (UDA)	193
18/19 Contracted orthodontic activity (UOA)	0
Carry forward orthodontic activity (UOA)	0
Baseline contract value	£524,057.54

### ACCESS\*

Patients seen in 24 months	Total	Change since previous quarter
Quarter ending March 2018	5,651	
Quarter ending June 2018	5,627	→
Quarter ending September 2018	5,707	→
Quarter ending December 2018	5,847	↑
Quarter ending March 2019	5,951	→
<b>Variance since March 2018</b>	<b>5.3%</b>	<b>↑</b>



### ACTIVITY



Adjusted Scheduled Activity (UDA)		
Month	2018	2019
April	657	424
May	2,397	1,792
June	3,450	2,603
July	5,430	4,797
August	6,277	6,901
September	7,195	7,813
October	9,144	9,401
November	10,721	11,066
December	12,211	12,736
January	13,201	13,888
February	14,901	15,135
March	16,590	16,713
April	17,404	17,631
May	17,402	17,615
June	17,405	17,629

### QUALITY

	Quantity	Base Number	Contract	AT	Region	England
% of FP17s for the same patient ID Re-attending within 3 months - Children	180	1,972	9.1%	11.3%	12.3%	11.8%
% of FP17s for the same patient ID Re-attending within 3 months - Adults	808	6,771	11.9%	16.7%	15.9%	15.7%
% of FP17s for the same patient ID Re-attending between 3 & 9 months - Children	1,245	1,972	63.1%	54.4%	60.2%	58.9%
% of FP17s for the same patient ID Re-attending between 3 & 9 months - Adults	4,146	6,771	61.2%	45.0%	53.0%	50.8%
% of FP17s for Band 1 Urgent Courses	329	8,785	3.7%	11.7%	9.1%	9.1%
% of FP17s Relating to Free Repair or Replacements	76	8,785	0.9%	0.9%	1.0%	0.8%
% of FP17s Relating to Continuations	72	8,785	0.8%	1.2%	1.0%	0.9%
% of Patients satisfied with the dentistry they have received	11	13	84.6%	90.2%	93.2%	92.5%
% of Patients satisfied with the time they had to wait for an appointment	12	13	92.3%	87.9%	88.1%	87.0%

\* This is based on patients treated on this contract for their most recent course of treatment.  
 Figures in *italics* indicate the base number of FP17s or Patient Questionnaire responses are less than 100. N/A is shown where the base number of responses is less than 10 during the period. % is calculated as Quantity/Base number\*100

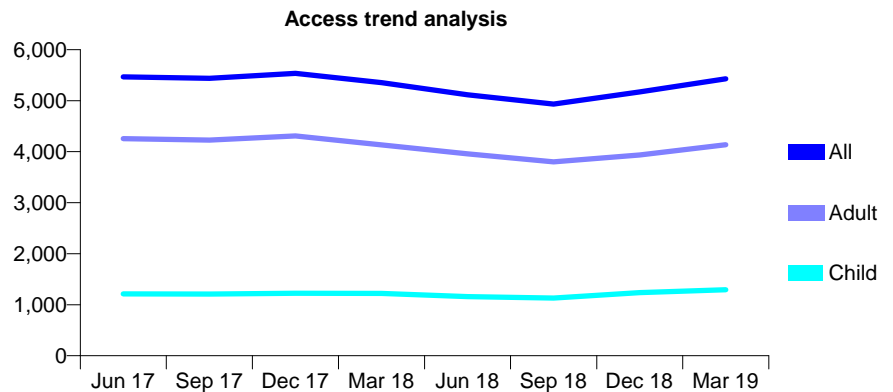
## Q48 - Vital Signs At a Glance Contract Report for 139394/0001 - Year end March 2019

Name or company name	Garston Dental Surgery
Contract type name	GDS Contract
Purpose of contract	General
Contract start date	02/07/2012
Contract end date	

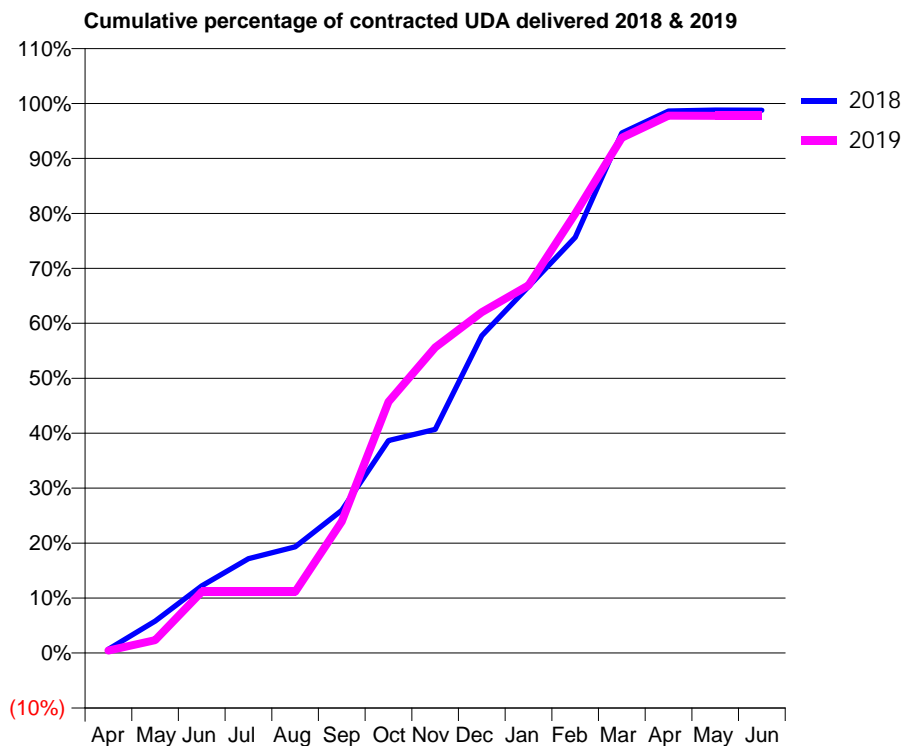
18/19 Contracted general activity (UDA)	19,133
Carry forward general activity (UDA)	240
18/19 Contracted orthodontic activity (UOA)	0
Carry forward orthodontic activity (UOA)	0
Baseline contract value	£501,943.74

### ACCESS\*

Patients seen in 24 months	Total	Change since previous quarter
Quarter ending March 2018	5,354	
Quarter ending June 2018	5,116	↓
Quarter ending September 2018	4,932	↓
Quarter ending December 2018	5,172	↑
Quarter ending March 2019	5,429	↑
<b>Variance since March 2018</b>	<b>1.4%</b>	<b>→</b>



### ACTIVITY



Adjusted Scheduled Activity (UDA)		
Month	2018	2019
April	131	84
May	1,113	447
June	2,337	2,135
July	3,284	2,135
August	3,700	2,135
September	4,969	4,582
October	7,397	8,747
November	7,789	10,642
December	11,048	11,867
January	12,759	12,803
February	14,475	15,297
March	18,105	17,937
April	18,872	18,709
May	18,906	18,701
June	18,893	18,698

### QUALITY

	Quantity	Base Number	Contract	AT	Region	England
% of FP17s for the same patient ID Re-attending within 3 months - Children	173	1,907	9.1%	11.3%	12.3%	11.8%
% of FP17s for the same patient ID Re-attending within 3 months - Adults	809	5,409	15.0%	16.7%	15.9%	15.7%
% of FP17s for the same patient ID Re-attending between 3 & 9 months - Children	981	1,907	51.4%	54.4%	60.2%	58.9%
% of FP17s for the same patient ID Re-attending between 3 & 9 months - Adults	2,419	5,409	44.7%	45.0%	53.0%	50.8%
% of FP17s for Band 1 Urgent Courses	785	7,373	10.6%	11.7%	9.1%	9.1%
% of FP17s Relating to Free Repair or Replacements	83	7,373	1.1%	0.9%	1.0%	0.8%
% of FP17s Relating to Continuations	42	7,373	0.6%	1.2%	1.0%	0.9%
% of Patients satisfied with the dentistry they have received	1	1	N/A	90.2%	93.2%	92.5%
% of Patients satisfied with the time they had to wait for an appointment	1	1	N/A	87.9%	88.1%	87.0%

\* This is based on patients treated on this contract for their most recent course of treatment.

Figures in italics indicate the base number of FP17s or Patient Questionnaire responses are less than 100. N/A is shown where the base number of responses is less than 10 during the period. % is calculated as Quantity/Base number\*100

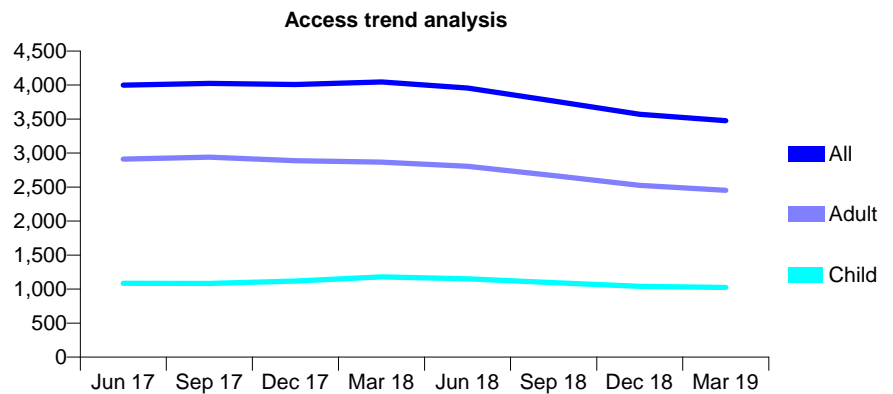
## Q48 - Vital Signs At a Glance Contract Report for 140287/0001 - Year end March 2019

Name or company name	Smile Clinic UK Ltd
Contract type name	GDS Contract
Purpose of contract	General
Contract start date	01/10/2009
Contract end date	

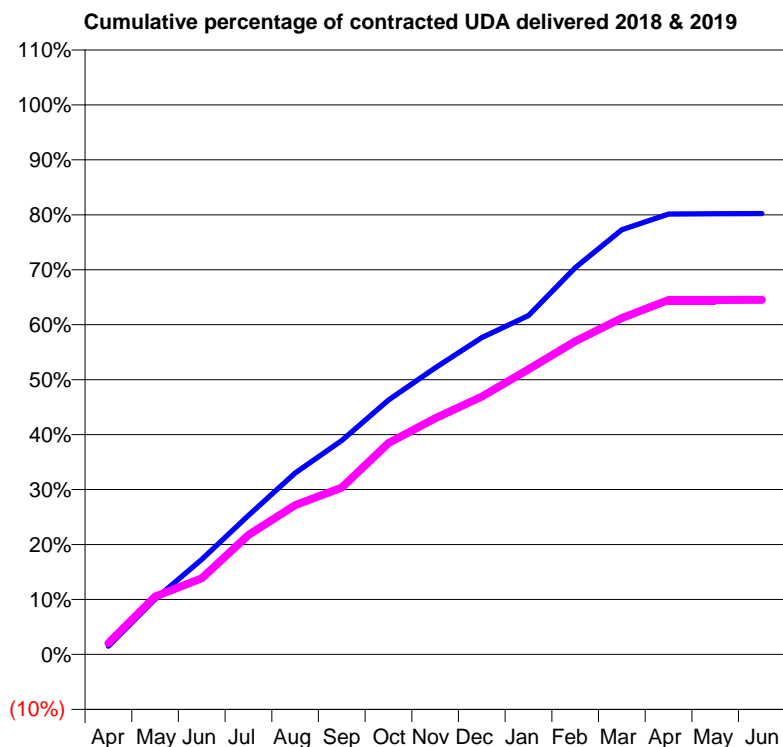
18/19 Contracted general activity (UDA)	15,360
Carry forward general activity (UDA)	0
18/19 Contracted orthodontic activity (UOA)	0
Carry forward orthodontic activity (UOA)	0
Baseline contract value	£478,140.48

### ACCESS\*

Patients seen in 24 months	Total	Change since previous quarter
Quarter ending March 2018	4,046	
Quarter ending June 2018	3,955	↓
Quarter ending September 2018	3,765	↓
Quarter ending December 2018	3,570	↓
Quarter ending March 2019	3,477	↓
<b>Variance since March 2018</b>	<b>(14.1%)</b>	<b>↓</b>



### ACTIVITY



Adjusted Scheduled Activity (UDA)		
Month	2018	2019
April	228	314
May	1,545	1,619
June	2,657	2,125
July	3,886	3,340
August	5,069	4,175
September	5,978	4,666
October	7,111	5,905
November	8,009	6,599
December	8,853	7,204
January	9,475	7,971
February	10,812	8,750
March	11,868	9,401
April	12,304	9,905
May	12,316	9,906
June	12,322	9,909

### QUALITY

	Quantity	Base Number	Contract	AT	Region	England
% of FP17s for the same patient ID Re-attending within 3 months - Children	142	1,315	10.8%	11.3%	12.3%	11.8%
% of FP17s for the same patient ID Re-attending within 3 months - Adults	506	2,730	18.5%	16.7%	15.9%	15.7%
% of FP17s for the same patient ID Re-attending between 3 & 9 months - Children	583	1,315	44.3%	54.4%	60.2%	58.9%
% of FP17s for the same patient ID Re-attending between 3 & 9 months - Adults	1,024	2,730	37.5%	45.0%	53.0%	50.8%
% of FP17s for Band 1 Urgent Courses	635	4,071	15.6%	11.7%	9.1%	9.1%
% of FP17s Relating to Free Repair or Replacements	27	4,071	0.7%	0.9%	1.0%	0.8%
% of FP17s Relating to Continuations	98	4,071	2.4%	1.2%	1.0%	0.9%
% of Patients satisfied with the dentistry they have received	0	1	N/A	90.2%	93.2%	92.5%
% of Patients satisfied with the time they had to wait for an appointment	1	1	N/A	87.9%	88.1%	87.0%

\* This is based on patients treated on this contract for their most recent course of treatment. Figures in italics indicate the base number of FP17s or Patient Questionnaire responses are less than 100. N/A is shown where the base number of responses is less than 10 during the period. % is calculated as Quantity/Base number\*100

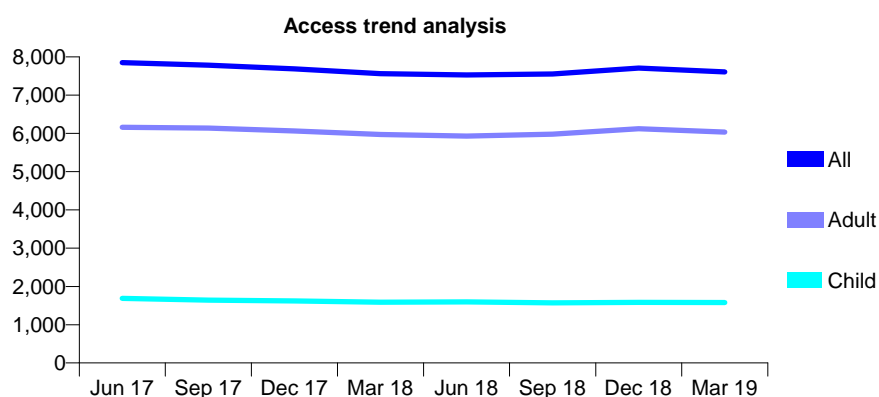
## Q48 - Vital Signs At a Glance Contract Report for 141119/0001 - Year end March 2019

Name or company name	Churchtown Dental Practice
Contract type name	GDS Contract
Purpose of contract	General
Contract start date	30/05/2012
Contract end date	

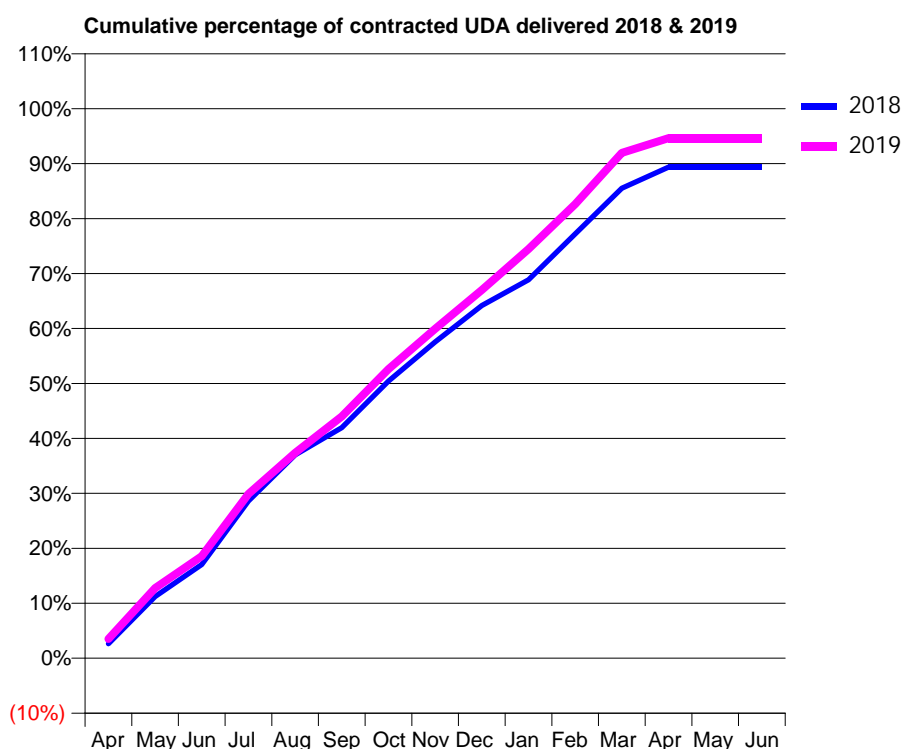
18/19 Contracted general activity (UDA)	23,442
Carry forward general activity (UDA)	0
18/19 Contracted orthodontic activity (UOA)	0
Carry forward orthodontic activity (UOA)	0
Baseline contract value	£732,979.94

### ACCESS\*

Patients seen in 24 months	Total	Change since previous quarter
Quarter ending March 2018	7,560	
Quarter ending June 2018	7,527	→
Quarter ending September 2018	7,551	→
Quarter ending December 2018	7,707	↑
Quarter ending March 2019	7,607	↓
<b>Variance since March 2018</b>	<b>0.6%</b>	<b>→</b>



### ACTIVITY



Adjusted Scheduled Activity (UDA)		
Month	2018	2019
April	616	820
May	2,632	2,997
June	3,999	4,355
July	6,711	7,004
August	8,670	8,761
September	9,835	10,308
October	11,818	12,335
November	13,494	14,052
December	15,042	15,702
January	16,141	17,448
February	18,100	19,370
March	20,051	21,560
April	20,950	22,180
May	20,949	22,181
June	20,950	22,181

### QUALITY

	Quantity	Base Number	Contract	AT	Region	England
% of FP17s for the same patient ID Re-attending within 3 months - Children	227	2,647	8.6%	11.3%	12.3%	11.8%
% of FP17s for the same patient ID Re-attending within 3 months - Adults	1,479	8,421	17.6%	16.7%	15.9%	15.7%
% of FP17s for the same patient ID Re-attending between 3 & 9 months - Children	1,693	2,647	64.0%	54.4%	60.2%	58.9%
% of FP17s for the same patient ID Re-attending between 3 & 9 months - Adults	3,311	8,421	39.3%	45.0%	53.0%	50.8%
% of FP17s for Band 1 Urgent Courses	866	10,828	8.0%	11.7%	9.1%	9.1%
% of FP17s Relating to Free Repair or Replacements	179	10,828	1.7%	0.9%	1.0%	0.8%
% of FP17s Relating to Continuations	408	10,828	3.8%	1.2%	1.0%	0.9%
% of Patients satisfied with the dentistry they have received	3	3	N/A	90.2%	93.2%	92.5%
% of Patients satisfied with the time they had to wait for an appointment	3	3	N/A	87.9%	88.1%	87.0%

\* This is based on patients treated on this contract for their most recent course of treatment. Figures in italics indicate the base number of FP17s or Patient Questionnaire responses are less than 100. N/A is shown where the base number of responses is less than 10 during the period. % is calculated as Quantity/Base number\*100

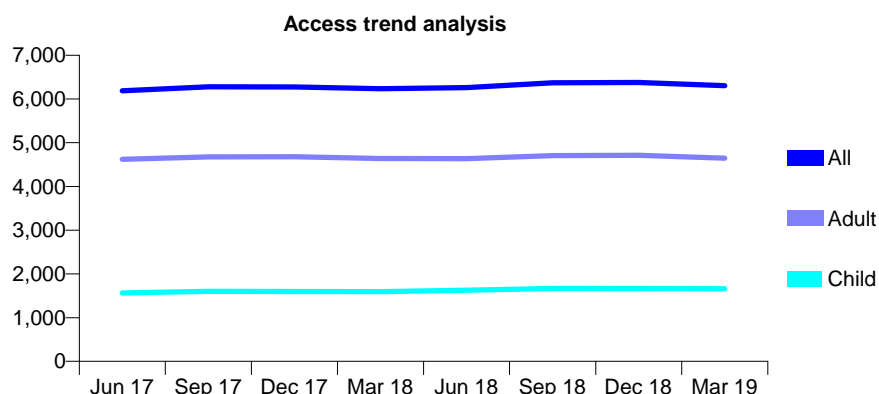
## Q48 - Vital Signs At a Glance Contract Report for 141488/0001 - Year end March 2019

Name or company name	Croft Dental Care Ltd
Contract type name	GDS Contract
Purpose of contract	General
Contract start date	01/07/2011
Contract end date	

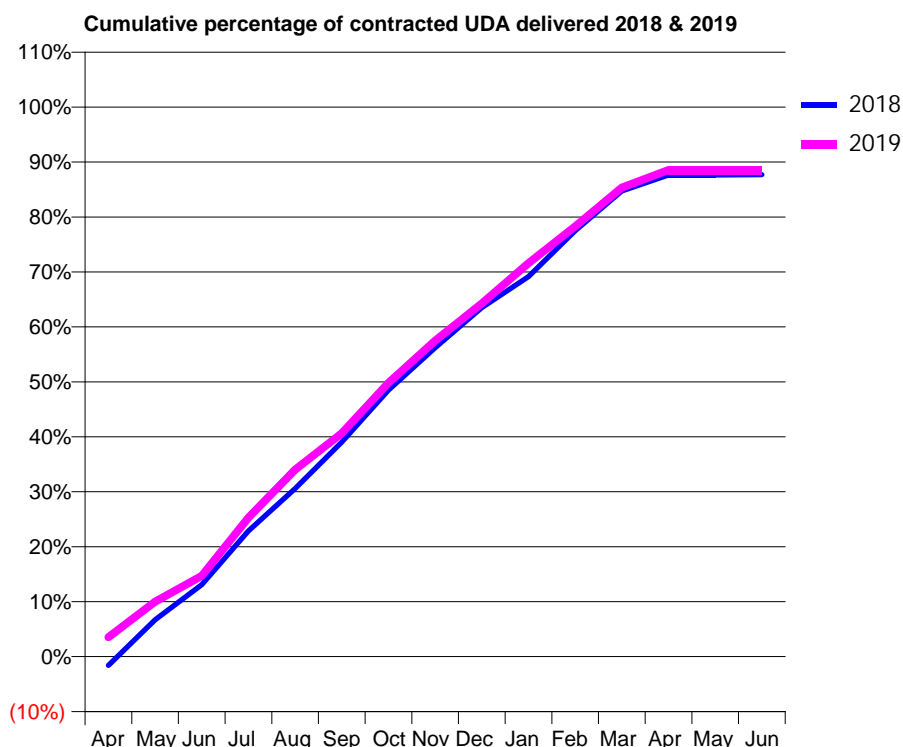
18/19 Contracted general activity (UDA)	28,481
Carry forward general activity (UDA)	0
18/19 Contracted orthodontic activity (UOA)	0
Carry forward orthodontic activity (UOA)	0
Baseline contract value	£771,347.24

### ACCESS\*

Patients seen in 24 months	Total	Change since previous quarter
Quarter ending March 2018	6,235	
Quarter ending June 2018	6,261	→
Quarter ending September 2018	6,371	→
Quarter ending December 2018	6,378	→
Quarter ending March 2019	6,307	↓
<b>Variance since March 2018</b>	<b>1.2%</b>	<b>→</b>



### ACTIVITY



Adjusted Scheduled Activity (UDA)		
Month	2018	2019
April	-462	1,005
May	1,913	2,852
June	3,727	4,183
July	6,511	7,208
August	8,712	9,695
September	11,117	11,570
October	13,813	14,186
November	16,008	16,377
December	18,085	18,303
January	19,692	20,394
February	22,073	22,296
March	24,129	24,306
April	24,963	25,217
May	24,962	25,219
June	24,974	25,219

### QUALITY

	Quantity	Base Number	Contract	AT	Region	England
% of FP17s for the same patient ID Re-attending within 3 months - Children	413	2,656	15.5%	11.3%	12.3%	11.8%
% of FP17s for the same patient ID Re-attending within 3 months - Adults	1,210	6,226	19.4%	16.7%	15.9%	15.7%
% of FP17s for the same patient ID Re-attending between 3 & 9 months - Children	1,369	2,656	51.5%	54.4%	60.2%	58.9%
% of FP17s for the same patient ID Re-attending between 3 & 9 months - Adults	2,806	6,226	45.1%	45.0%	53.0%	50.8%
% of FP17s for Band 1 Urgent Courses	996	8,914	11.2%	11.7%	9.1%	9.1%
% of FP17s Relating to Free Repair or Replacements	76	8,914	0.9%	0.9%	1.0%	0.8%
% of FP17s Relating to Continuations	210	8,914	2.4%	1.2%	1.0%	0.9%
% of Patients satisfied with the dentistry they have received	6	6	N/A	90.2%	93.2%	92.5%
% of Patients satisfied with the time they had to wait for an appointment	6	6	N/A	87.9%	88.1%	87.0%

\* This is based on patients treated on this contract for their most recent course of treatment.  
 Figures in *italics* indicate the base number of FP17s or Patient Questionnaire responses are less than 100. N/A is shown where the base number of responses is less than 10 during the period. % is calculated as Quantity/Base number\*100



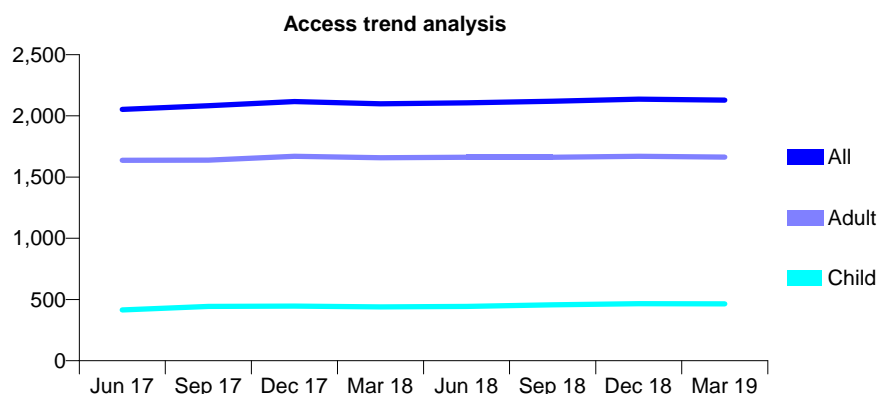
## Q48 - Vital Signs At a Glance Contract Report for 142999/0001 - Year end March 2019

Name or company name	Church Road Dental Practice
Contract type name	GDS Contract
Purpose of contract	General
Contract start date	06/07/2011
Contract end date	

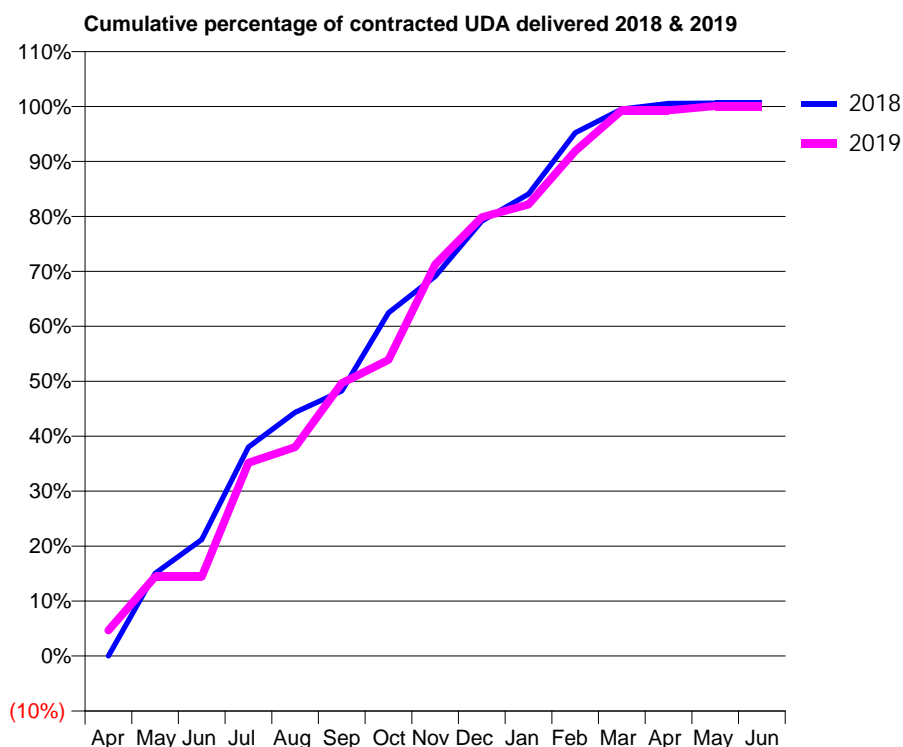
18/19 Contracted general activity (UDA)	7,500
Carry forward general activity (UDA)	0
18/19 Contracted orthodontic activity (UOA)	0
Carry forward orthodontic activity (UOA)	0
Baseline contract value	£182,074.92

### ACCESS\*

Patients seen in 24 months	Total	Change since previous quarter
Quarter ending March 2018	2,099	
Quarter ending June 2018	2,106	→
Quarter ending September 2018	2,119	→
Quarter ending December 2018	2,137	→
Quarter ending March 2019	2,129	→
<b>Variance since March 2018</b>	<b>1.4%</b>	<b>→</b>



### ACTIVITY



Adjusted Scheduled Activity (UDA)		
Month	2018	2019
April	0	351
May	1,128	1,082
June	1,589	1,082
July	2,851	2,638
August	3,327	2,850
September	3,620	3,724
October	4,683	4,041
November	5,182	5,342
December	5,936	5,988
January	6,305	6,163
February	7,141	6,891
March	7,465	7,447
April	7,542	7,447
May	7,545	7,506
June	7,545	7,506

### QUALITY

	Quantity	Base Number	Contract	AT	Region	England
% of FP17s for the same patient ID Re-attending within 3 months - Children	57	671	8.5%	11.3%	12.3%	11.8%
% of FP17s for the same patient ID Re-attending within 3 months - Adults	304	2,554	11.9%	16.7%	15.9%	15.7%
% of FP17s for the same patient ID Re-attending between 3 & 9 months - Children	392	671	58.4%	54.4%	60.2%	58.9%
% of FP17s for the same patient ID Re-attending between 3 & 9 months - Adults	1,736	2,554	68.0%	45.0%	53.0%	50.8%
% of FP17s for Band 1 Urgent Courses	77	3,246	2.4%	11.7%	9.1%	9.1%
% of FP17s Relating to Free Repair or Replacements	19	3,246	0.6%	0.9%	1.0%	0.8%
% of FP17s Relating to Continuations	20	3,246	0.6%	1.2%	1.0%	0.9%
% of Patients satisfied with the dentistry they have received	0	1	N/A	90.2%	93.2%	92.5%
% of Patients satisfied with the time they had to wait for an appointment	1	1	N/A	87.9%	88.1%	87.0%

\* This is based on patients treated on this contract for their most recent course of treatment.

Figures in italics indicate the base number of FP17s or Patient Questionnaire responses are less than 100. N/A is shown where the base number of responses is less than 10 during the period. % is calculated as Quantity/Base number\*100

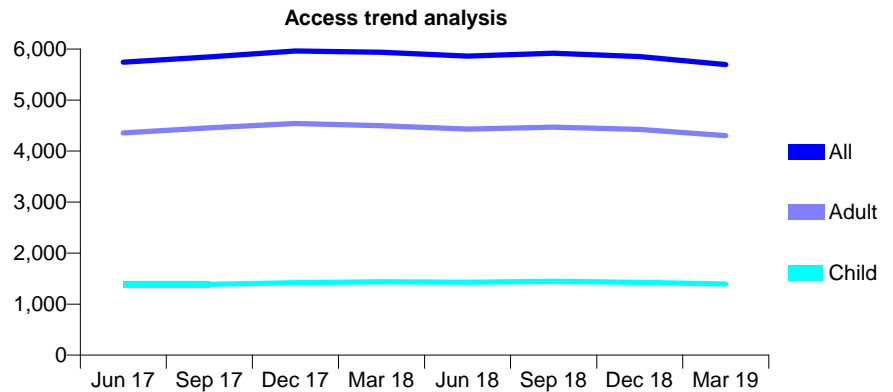
## Q48 - Vital Signs At a Glance Contract Report for 143731/0001 - Year end March 2019

Name or company name	P J Burrige Limited
Contract type name	GDS Contract
Purpose of contract	General
Contract start date	01/04/2015
Contract end date	

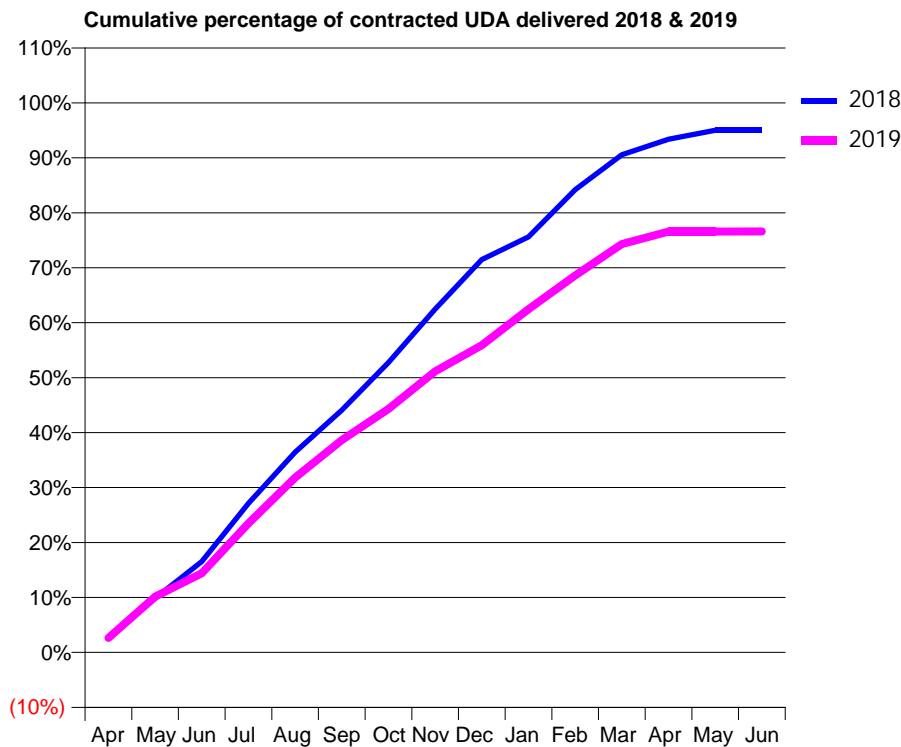
18/19 Contracted general activity (UDA)	16,530
Carry forward general activity (UDA)	0
18/19 Contracted orthodontic activity (UOA)	0
Carry forward orthodontic activity (UOA)	0
Baseline contract value	£532,965.01

### ACCESS\*

Patients seen in 24 months	Total	Change since previous quarter
Quarter ending March 2018	5,937	
Quarter ending June 2018	5,862	↓
Quarter ending September 2018	5,917	→
Quarter ending December 2018	5,851	↓
Quarter ending March 2019	5,695	↓
<b>Variance since March 2018</b>	<b>(4.1%)</b>	<b>↓</b>



### ACTIVITY



Adjusted Scheduled Activity (UDA)		
Month	2018	2019
April	446	435
May	1,629	1,679
June	2,732	2,380
July	4,488	3,882
August	6,021	5,259
September	7,288	6,383
October	8,724	7,322
November	10,328	8,457
December	11,816	9,240
January	12,501	10,322
February	13,916	11,339
March	14,968	12,282
April	15,435	12,659
May	15,706	12,658
June	15,706	12,661

### QUALITY

	Quantity	Base Number	Contract	AT	Region	England
% of FP17s for the same patient ID Re-attending within 3 months - Children	90	1,569	5.7%	11.3%	12.3%	11.8%
% of FP17s for the same patient ID Re-attending within 3 months - Adults	685	4,471	15.3%	16.7%	15.9%	15.7%
% of FP17s for the same patient ID Re-attending between 3 & 9 months - Children	696	1,569	44.4%	54.4%	60.2%	58.9%
% of FP17s for the same patient ID Re-attending between 3 & 9 months - Adults	1,646	4,471	36.8%	45.0%	53.0%	50.8%
% of FP17s for Band 1 Urgent Courses	628	5,866	10.7%	11.7%	9.1%	9.1%
% of FP17s Relating to Free Repair or Replacements	21	5,866	0.4%	0.9%	1.0%	0.8%
% of FP17s Relating to Continuations	151	5,866	2.6%	1.2%	1.0%	0.9%
% of Patients satisfied with the dentistry they have received	3	3	N/A	90.2%	93.2%	92.5%
% of Patients satisfied with the time they had to wait for an appointment	3	3	N/A	87.9%	88.1%	87.0%

\* This is based on patients treated on this contract for their most recent course of treatment.

Figures in italics indicate the base number of FP17s or Patient Questionnaire responses are less than 100. N/A is shown where the base number of responses is less than 10 during the period. % is calculated as Quantity/Base number\*100

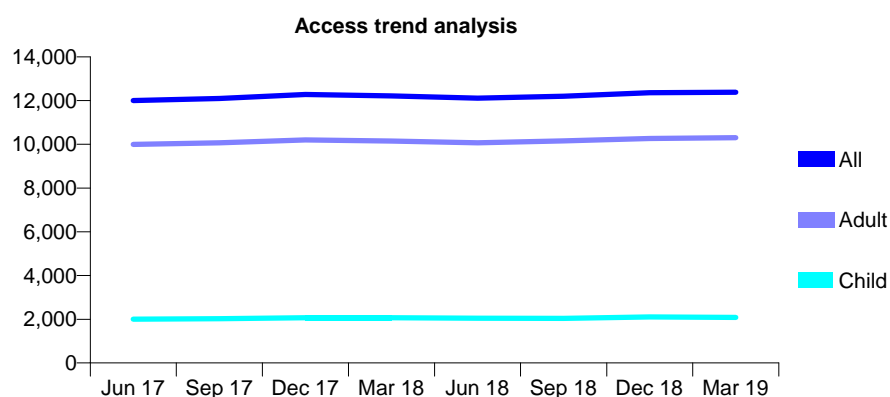
## Q48 - Vital Signs At a Glance Contract Report for 145963/0001 - Year end March 2019

Name or company name	Hoghton Street Dental Care Limited
Contract type name	GDS Contract
Purpose of contract	General
Contract start date	01/06/2012
Contract end date	

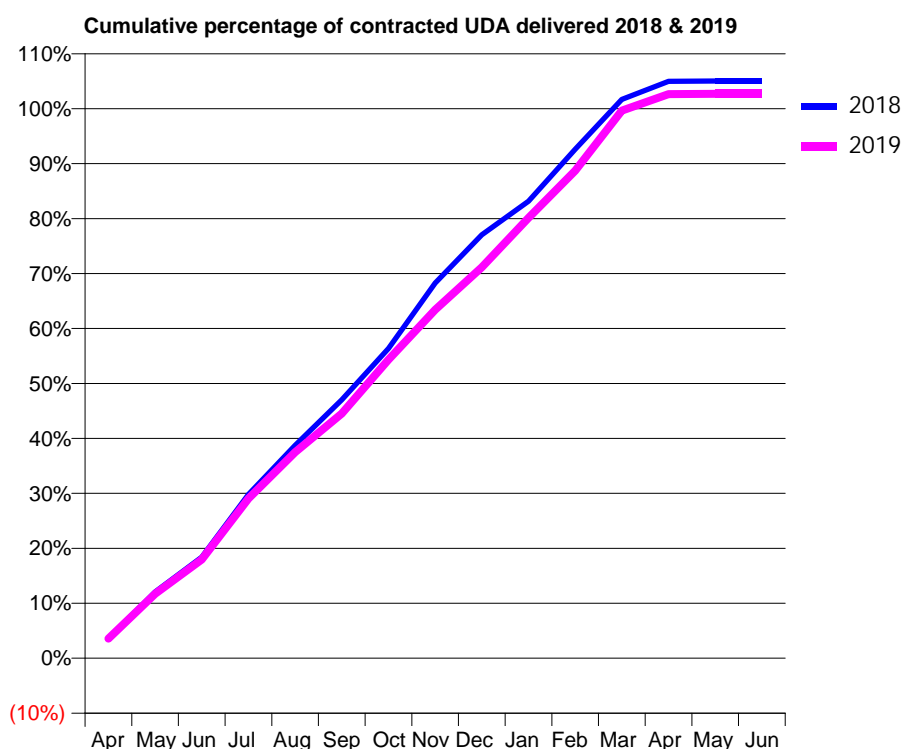
18/19 Contracted general activity (UDA)	36,616
Carry forward general activity (UDA)	0
18/19 Contracted orthodontic activity (UOA)	0
Carry forward orthodontic activity (UOA)	0
Baseline contract value	£1,208,629.21

### ACCESS\*

Patients seen in 24 months	Total	Change since previous quarter
Quarter ending March 2018	12,217	
Quarter ending June 2018	12,110	→
Quarter ending September 2018	12,198	→
Quarter ending December 2018	12,364	→
Quarter ending March 2019	12,380	→
<b>Variance since March 2018</b>	<b>1.3%</b>	<b>→</b>



### ACTIVITY



Adjusted Scheduled Activity (UDA)		
Month	2018	2019
April	1,308	1,308
May	4,422	4,298
June	6,741	6,567
July	10,913	10,638
August	14,188	13,736
September	17,220	16,305
October	20,633	19,892
November	25,000	23,222
December	28,211	26,045
January	30,445	29,342
February	33,909	32,480
March	37,224	36,483
April	38,432	37,578
May	38,453	37,603
June	38,451	37,602

### QUALITY

	Quantity	Base Number	Contract	AT	Region	England
% of FP17s for the same patient ID Re-attending within 3 months - Children	502	4,173	12.0%	11.3%	12.3%	11.8%
% of FP17s for the same patient ID Re-attending within 3 months - Adults	2,714	16,922	16.0%	16.7%	15.9%	15.7%
% of FP17s for the same patient ID Re-attending between 3 & 9 months - Children	2,796	4,173	67.0%	54.4%	60.2%	58.9%
% of FP17s for the same patient ID Re-attending between 3 & 9 months - Adults	8,517	16,922	50.3%	45.0%	53.0%	50.8%
% of FP17s for Band 1 Urgent Courses	1,600	19,639	8.1%	11.7%	9.1%	9.1%
% of FP17s Relating to Free Repair or Replacements	124	19,639	0.6%	0.9%	1.0%	0.8%
% of FP17s Relating to Continuations	128	19,639	0.7%	1.2%	1.0%	0.9%
% of Patients satisfied with the dentistry they have received	12	13	92.3%	90.2%	93.2%	92.5%
% of Patients satisfied with the time they had to wait for an appointment	12	13	92.3%	87.9%	88.1%	87.0%

\* This is based on patients treated on this contract for their most recent course of treatment. Figures in italics indicate the base number of FP17s or Patient Questionnaire responses are less than 100. N/A is shown where the base number of responses is less than 10 during the period. % is calculated as Quantity/Base number\*100

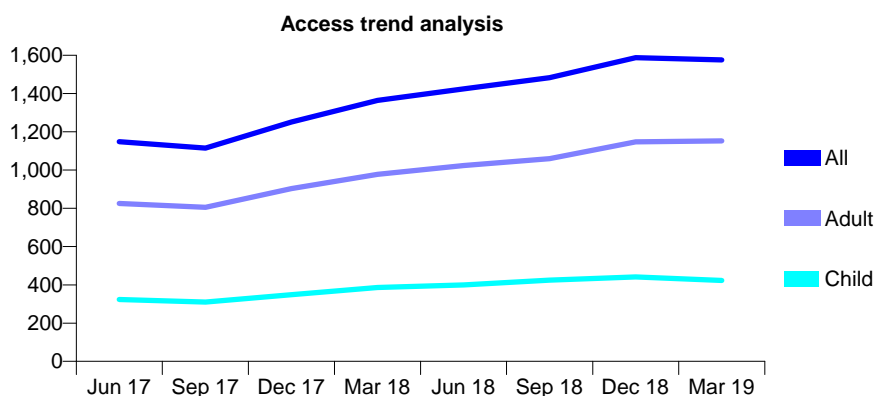
## Q48 - Vital Signs At a Glance Contract Report for 146331/0003 - Year end March 2019

Name or company name	Vauxhall Dental Care
Contract type name	PDS Contract
Purpose of contract	General
Contract start date	01/04/2015
Contract end date	31/03/2021

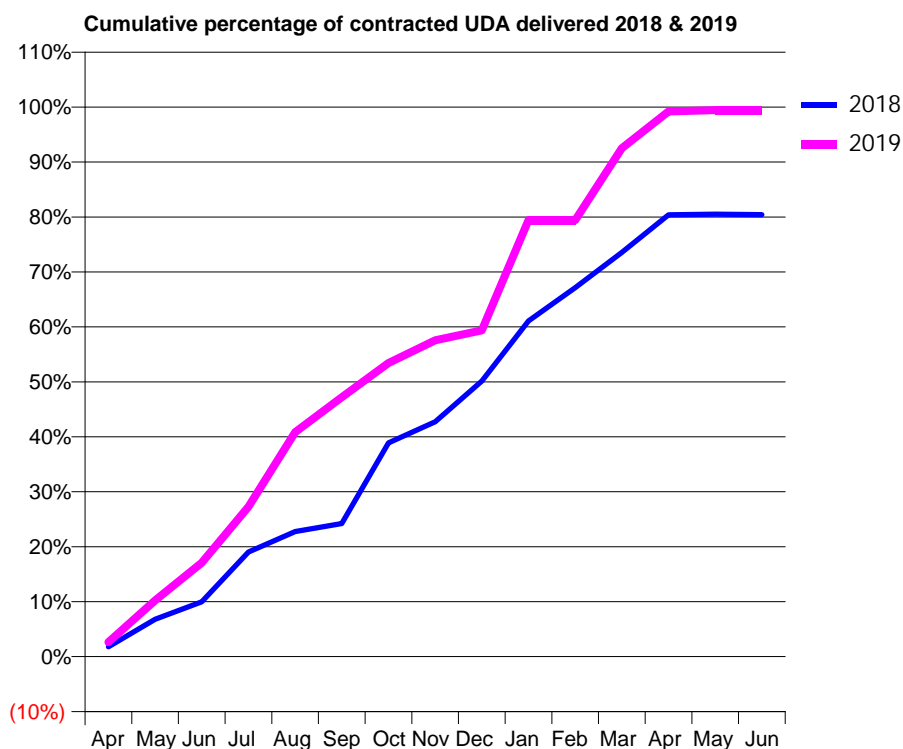
18/19 Contracted general activity (UDA)	5,195
Carry forward general activity (UDA)	0
18/19 Contracted orthodontic activity (UOA)	0
Carry forward orthodontic activity (UOA)	0
Baseline contract value	£531,611.79

### ACCESS\*

Patients seen in 24 months	Total	Change since previous quarter
Quarter ending March 2018	1,364	
Quarter ending June 2018	1,424	↑
Quarter ending September 2018	1,483	↑
Quarter ending December 2018	1,588	↑
Quarter ending March 2019	1,576	→
<b>Variance since March 2018</b>	<b>15.5%</b>	<b>↑</b>



### ACTIVITY



Adjusted Scheduled Activity (UDA)		
Month	2018	2019
April	92	136
May	354	532
June	519	886
July	989	1,416
August	1,182	2,122
September	1,258	2,451
October	2,021	2,776
November	2,221	2,991
December	2,604	3,084
January	3,173	4,127
February	3,487	4,127
March	3,821	4,806
April	4,176	5,154
May	4,182	5,165
June	4,179	5,165

### QUALITY

	Quantity	Base Number	Contract	AT	Region	England
% of FP17s for the same patient ID Re-attending within 3 months - Children	75	620	12.1%	11.3%	12.3%	11.8%
% of FP17s for the same patient ID Re-attending within 3 months - Adults	231	1,518	15.2%	16.7%	15.9%	15.7%
% of FP17s for the same patient ID Re-attending between 3 & 9 months - Children	290	620	46.8%	54.4%	60.2%	58.9%
% of FP17s for the same patient ID Re-attending between 3 & 9 months - Adults	615	1,518	40.5%	45.0%	53.0%	50.8%
% of FP17s for Band 1 Urgent Courses	221	2,138	10.3%	11.7%	9.1%	9.1%
% of FP17s Relating to Free Repair or Replacements	12	2,138	0.6%	0.9%	1.0%	0.8%
% of FP17s Relating to Continuations	16	2,138	0.7%	1.2%	1.0%	0.9%
% of Patients satisfied with the dentistry they have received	0	0	N/A	90.2%	93.2%	92.5%
% of Patients satisfied with the time they had to wait for an appointment	0	0	N/A	87.9%	88.1%	87.0%

\* This is based on patients treated on this contract for their most recent course of treatment.  
 Figures in *italics* indicate the base number of FP17s or Patient Questionnaire responses are less than 100. N/A is shown where the base number of responses is less than 10 during the period. % is calculated as Quantity/Base number\*100

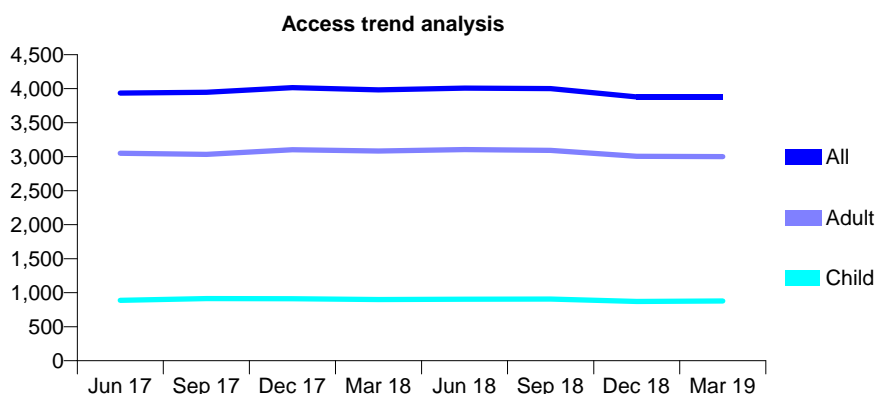
## Q48 - Vital Signs At a Glance Contract Report for 147753/0001 - Year end March 2019

Name or company name	Abercromby Health Centre Partnership
Contract type name	GDS Contract
Purpose of contract	General
Contract start date	15/08/2014
Contract end date	

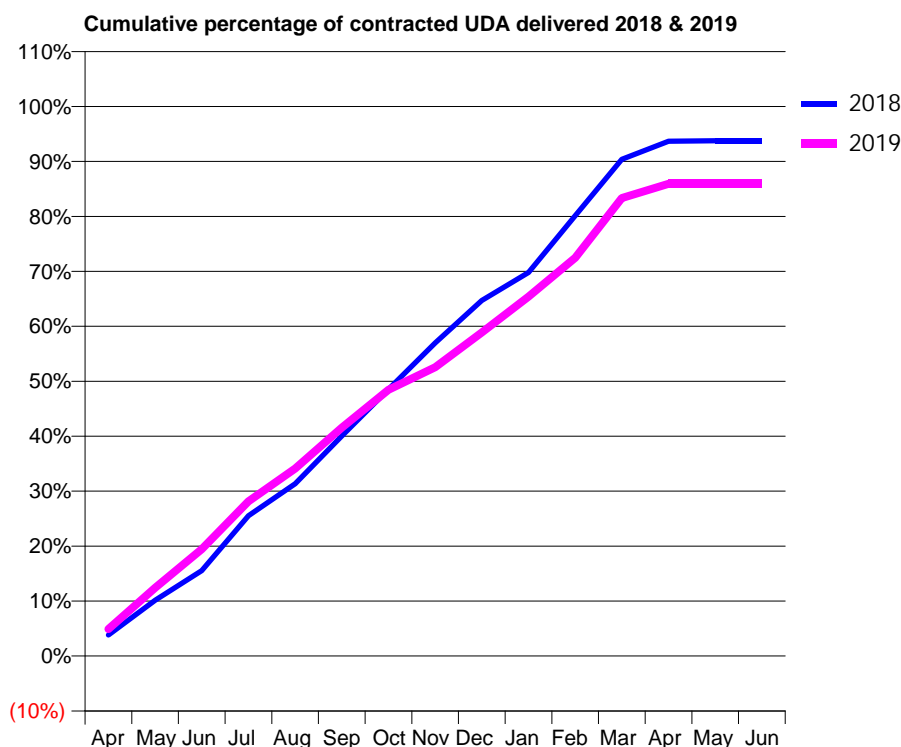
18/19 Contracted general activity (UDA)	13,675
Carry forward general activity (UDA)	0
18/19 Contracted orthodontic activity (UOA)	0
Carry forward orthodontic activity (UOA)	0
Baseline contract value	£429,137.00

### ACCESS\*

Patients seen in 24 months	Total	Change since previous quarter
Quarter ending March 2018	3,983	
Quarter ending June 2018	4,008	→
Quarter ending September 2018	4,000	→
Quarter ending December 2018	3,879	↓
Quarter ending March 2019	3,880	→
<b>Variance since March 2018</b>	<b>(2.6%)</b>	<b>↓</b>



### ACTIVITY



Adjusted Scheduled Activity (UDA)		
Month	2018	2019
April	523	671
May	1,389	1,699
June	2,124	2,660
July	3,494	3,849
August	4,288	4,668
September	5,475	5,684
October	6,640	6,624
November	7,790	7,185
December	8,847	8,053
January	9,543	8,943
February	10,959	9,910
March	12,359	11,395
April	12,810	11,749
May	12,819	11,749
June	12,822	11,749

### QUALITY

	Quantity	Base Number	Contract	AT	Region	England
% of FP17s for the same patient ID Re-attending within 3 months - Children	79	891	8.9%	11.3%	12.3%	11.8%
% of FP17s for the same patient ID Re-attending within 3 months - Adults	495	3,243	15.3%	16.7%	15.9%	15.7%
% of FP17s for the same patient ID Re-attending between 3 & 9 months - Children	379	891	42.5%	54.4%	60.2%	58.9%
% of FP17s for the same patient ID Re-attending between 3 & 9 months - Adults	1,214	3,243	37.4%	45.0%	53.0%	50.8%
% of FP17s for Band 1 Urgent Courses	416	4,088	10.2%	11.7%	9.1%	9.1%
% of FP17s Relating to Free Repair or Replacements	25	4,088	0.6%	0.9%	1.0%	0.8%
% of FP17s Relating to Continuations	98	4,088	2.4%	1.2%	1.0%	0.9%
% of Patients satisfied with the dentistry they have received	2	2	N/A	90.2%	93.2%	92.5%
% of Patients satisfied with the time they had to wait for an appointment	1	2	N/A	87.9%	88.1%	87.0%

\* This is based on patients treated on this contract for their most recent course of treatment.

Figures in italics indicate the base number of FP17s or Patient Questionnaire responses are less than 100. N/A is shown where the base number of responses is less than 10 during the period. % is calculated as Quantity/Base number\*100

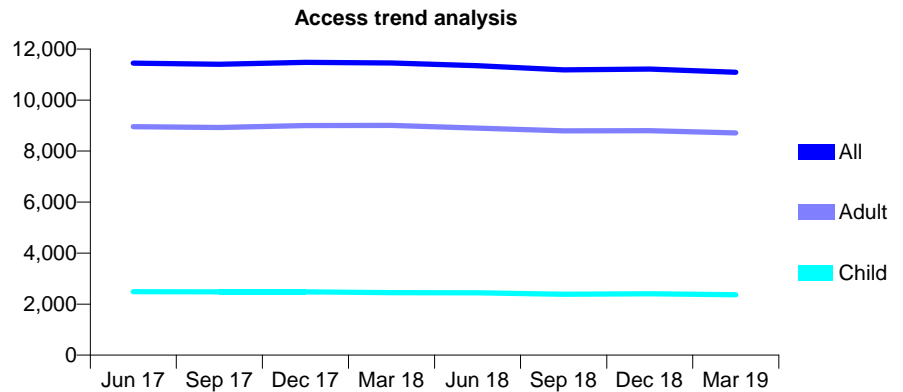
## Q48 - Vital Signs At a Glance Contract Report for 148806/0001 - Year end March 2019

Name or company name	The Corner Dental Surgery Ltd
Contract type name	GDS Contract
Purpose of contract	General
Contract start date	01/04/2009
Contract end date	

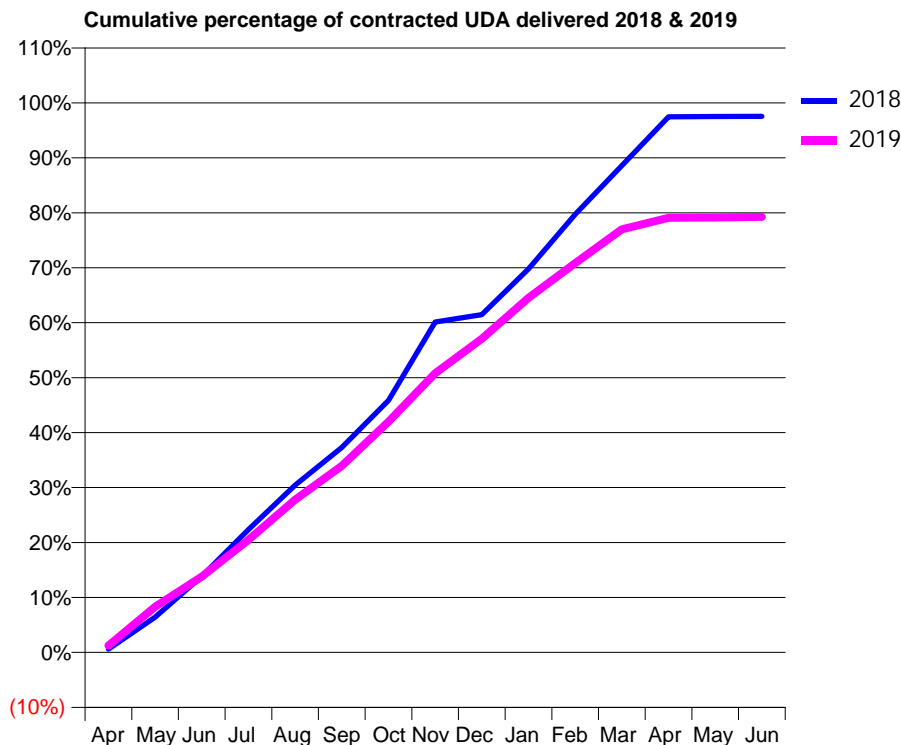
18/19 Contracted general activity (UDA)	42,000
Carry forward general activity (UDA)	0
18/19 Contracted orthodontic activity (UOA)	0
Carry forward orthodontic activity (UOA)	0
Baseline contract value	£1,089,451.14

### ACCESS\*

Patients seen in 24 months	Total	Change since previous quarter
Quarter ending March 2018	11,455	
Quarter ending June 2018	11,349	→
Quarter ending September 2018	11,180	↓
Quarter ending December 2018	11,212	→
Quarter ending March 2019	11,085	↓
<b>Variance since March 2018</b>	<b>(3.2%)</b>	<b>↓</b>



### ACTIVITY



Adjusted Scheduled Activity (UDA)		
Month	2018	2019
April	251	526
May	2,700	3,488
June	5,812	5,793
July	9,396	8,611
August	12,786	11,676
September	15,660	14,250
October	19,257	17,625
November	25,256	21,335
December	25,814	23,968
January	29,316	27,093
February	33,486	29,752
March	37,205	32,331
April	40,934	33,213
May	40,960	33,244
June	40,964	33,282

### QUALITY

	Quantity	Base Number	Contract	AT	Region	England
% of FP17s for the same patient ID Re-attending within 3 months - Children	274	4,123	6.6%	11.3%	12.3%	11.8%
% of FP17s for the same patient ID Re-attending within 3 months - Adults	1,816	12,600	14.4%	16.7%	15.9%	15.7%
% of FP17s for the same patient ID Re-attending between 3 & 9 months - Children	2,870	4,123	69.6%	54.4%	60.2%	58.9%
% of FP17s for the same patient ID Re-attending between 3 & 9 months - Adults	6,974	12,600	55.3%	45.0%	53.0%	50.8%
% of FP17s for Band 1 Urgent Courses	1,379	15,586	8.8%	11.7%	9.1%	9.1%
% of FP17s Relating to Free Repair or Replacements	153	15,586	1.0%	0.9%	1.0%	0.8%
% of FP17s Relating to Continuations	170	15,586	1.1%	1.2%	1.0%	0.9%
% of Patients satisfied with the dentistry they have received	10	11	90.9%	90.2%	93.2%	92.5%
% of Patients satisfied with the time they had to wait for an appointment	9	11	81.8%	87.9%	88.1%	87.0%

\* This is based on patients treated on this contract for their most recent course of treatment.

Figures in italics indicate the base number of FP17s or Patient Questionnaire responses are less than 100. N/A is shown where the base number of responses is less than 10 during the period. % is calculated as Quantity/Base number\*100

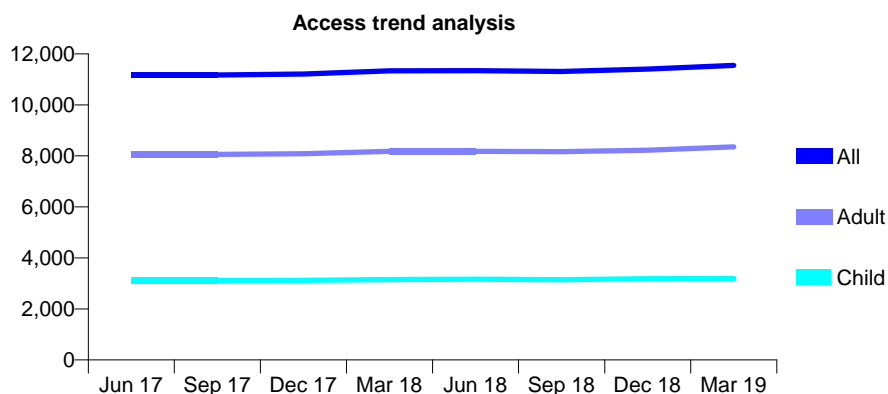
## Q48 - Vital Signs At a Glance Contract Report for 149861/0001 - Year end March 2019

Name or company name	Muirhead Dental Practice
Contract type name	GDS Contract
Purpose of contract	General
Contract start date	01/12/2010
Contract end date	

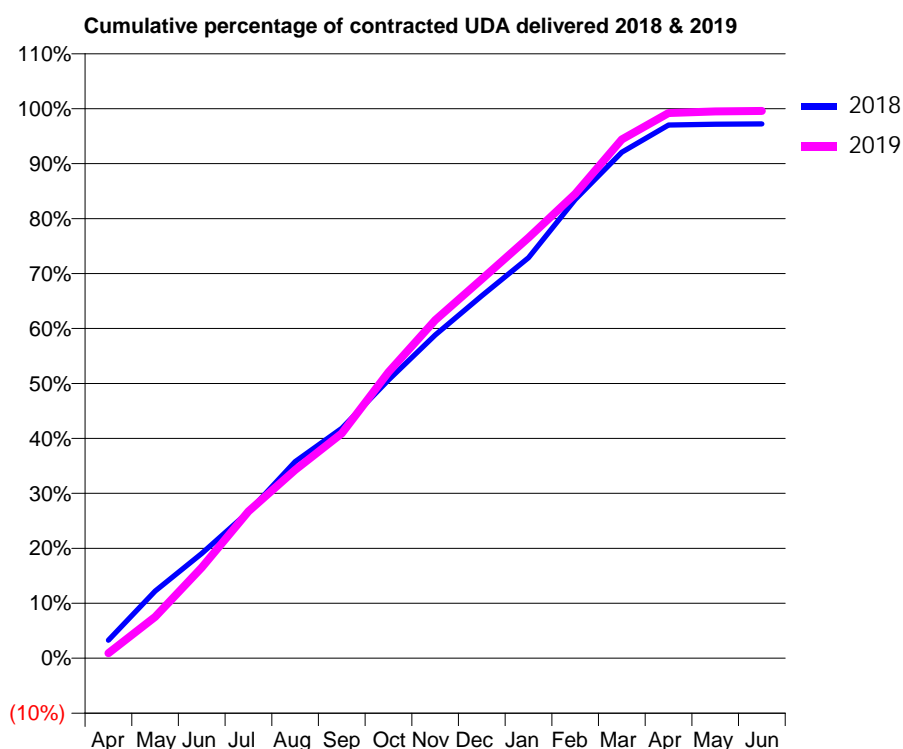
18/19 Contracted general activity (UDA)	34,080
Carry forward general activity (UDA)	945
18/19 Contracted orthodontic activity (UOA)	0
Carry forward orthodontic activity (UOA)	0
Baseline contract value	£894,084.95

### ACCESS\*

Patients seen in 24 months	Total	Change since previous quarter
Quarter ending March 2018	11,332	
Quarter ending June 2018	11,343	→
Quarter ending September 2018	11,311	→
Quarter ending December 2018	11,404	→
Quarter ending March 2019	11,546	→
<b>Variance since March 2018</b>	<b>1.9%</b>	<b>→</b>



### ACTIVITY



Adjusted Scheduled Activity (UDA)		
Month	2018	2019
April	1,118	311
May	4,164	2,572
June	6,496	5,626
July	9,075	9,110
August	12,191	11,672
September	14,265	13,936
October	17,259	17,740
November	20,042	20,966
December	22,473	23,508
January	24,842	26,078
February	28,456	28,802
March	31,373	32,175
April	33,069	33,803
May	33,118	33,905
June	33,135	33,935

### QUALITY

	Quantity	Base Number	Contract	AT	Region	England
% of FP17s for the same patient ID Re-attending within 3 months - Children	297	4,199	7.1%	11.3%	12.3%	11.8%
% of FP17s for the same patient ID Re-attending within 3 months - Adults	1,578	10,402	15.2%	16.7%	15.9%	15.7%
% of FP17s for the same patient ID Re-attending between 3 & 9 months - Children	2,133	4,199	50.8%	54.4%	60.2%	58.9%
% of FP17s for the same patient ID Re-attending between 3 & 9 months - Adults	4,718	10,402	45.4%	45.0%	53.0%	50.8%
% of FP17s for Band 1 Urgent Courses	1,370	13,837	9.9%	11.7%	9.1%	9.1%
% of FP17s Relating to Free Repair or Replacements	99	13,837	0.7%	0.9%	1.0%	0.8%
% of FP17s Relating to Continuations	203	13,837	1.5%	1.2%	1.0%	0.9%
% of Patients satisfied with the dentistry they have received	11	11	100.0%	90.2%	93.2%	92.5%
% of Patients satisfied with the time they had to wait for an appointment	11	11	100.0%	87.9%	88.1%	87.0%

\* This is based on patients treated on this contract for their most recent course of treatment.

Figures in italics indicate the base number of FP17s or Patient Questionnaire responses are less than 100. N/A is shown where the base number of responses is less than 10 during the period. % is calculated as Quantity/Base number\*100



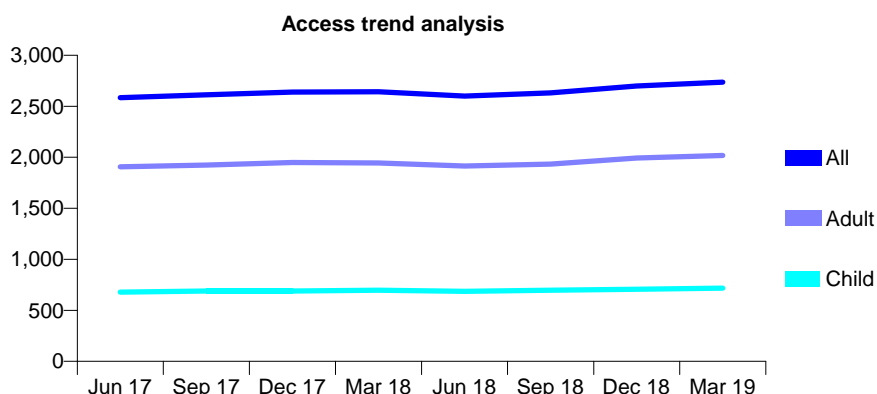
## Q48 - Vital Signs At a Glance Contract Report for 158801/0001 - Year end March 2019

Name or company name	kotecha & Partners
Contract type name	GDS Contract
Purpose of contract	General
Contract start date	01/11/2010
Contract end date	

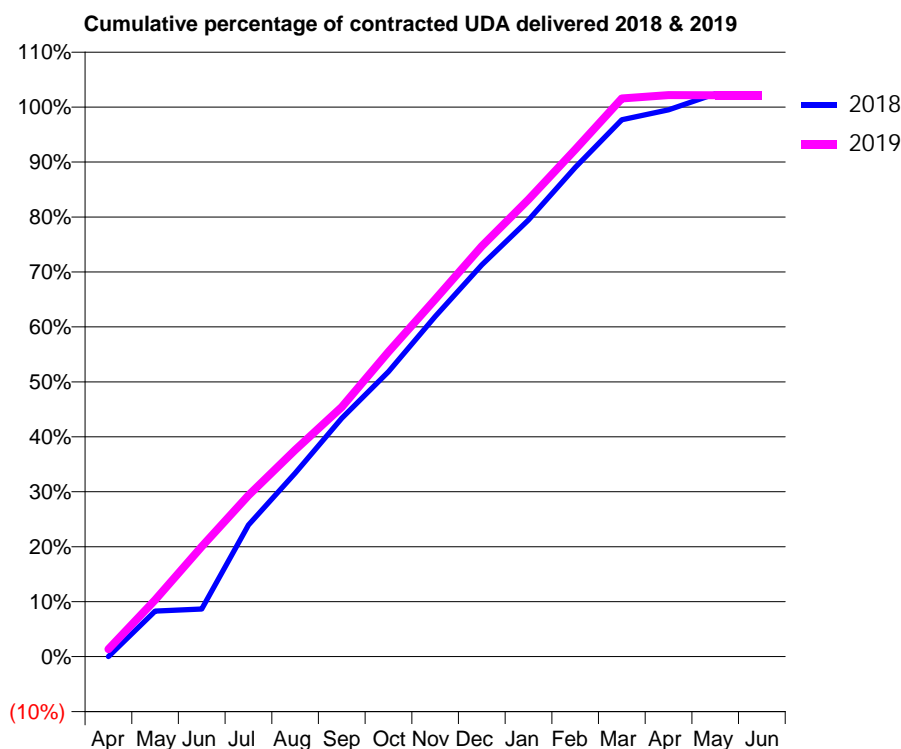
18/19 Contracted general activity (UDA)	8,050
Carry forward general activity (UDA)	0
18/19 Contracted orthodontic activity (UOA)	0
Carry forward orthodontic activity (UOA)	0
Baseline contract value	£324,515.30

### ACCESS\*

Patients seen in 24 months	Total	Change since previous quarter
Quarter ending March 2018	2,642	
Quarter ending June 2018	2,601	↓
Quarter ending September 2018	2,632	→
Quarter ending December 2018	2,699	↑
Quarter ending March 2019	2,736	→
<b>Variance since March 2018</b>	<b>3.6%</b>	<b>↑</b>



### ACTIVITY



Adjusted Scheduled Activity (UDA)		
Month	2018	2019
April	0	109
May	666	832
June	698	1,612
July	1,929	2,362
August	2,688	3,027
September	3,491	3,655
October	4,173	4,464
November	4,982	5,234
December	5,737	6,011
January	6,397	6,695
February	7,166	7,429
March	7,864	8,177
April	8,008	8,225
May	8,243	8,223
June	8,243	8,223

### QUALITY

	Quantity	Base Number	Contract	AT	Region	England
% of FP17s for the same patient ID Re-attending within 3 months - Children	102	1,141	8.9%	11.3%	12.3%	11.8%
% of FP17s for the same patient ID Re-attending within 3 months - Adults	462	2,809	16.4%	16.7%	15.9%	15.7%
% of FP17s for the same patient ID Re-attending between 3 & 9 months - Children	619	1,141	54.3%	54.4%	60.2%	58.9%
% of FP17s for the same patient ID Re-attending between 3 & 9 months - Adults	1,349	2,809	48.0%	45.0%	53.0%	50.8%
% of FP17s for Band 1 Urgent Courses	520	3,787	13.7%	11.7%	9.1%	9.1%
% of FP17s Relating to Free Repair or Replacements	16	3,787	0.4%	0.9%	1.0%	0.8%
% of FP17s Relating to Continuations	32	3,787	0.8%	1.2%	1.0%	0.9%
% of Patients satisfied with the dentistry they have received	2	2	N/A	90.2%	93.2%	92.5%
% of Patients satisfied with the time they had to wait for an appointment	2	2	N/A	87.9%	88.1%	87.0%

\* This is based on patients treated on this contract for their most recent course of treatment.  
 Figures in *italics* indicate the base number of FP17s or Patient Questionnaire responses are less than 100. N/A is shown where the base number of responses is less than 10 during the period. % is calculated as Quantity/Base number\*100

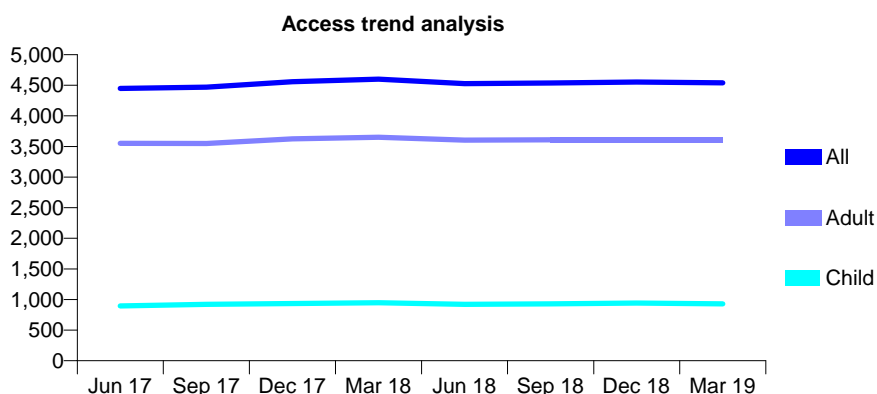
## Q48 - Vital Signs At a Glance Contract Report for 161039/0001 - Year end March 2019

Name or company name	Latham Court Smile Centre Limited
Contract type name	GDS Contract
Purpose of contract	General
Contract start date	01/04/2014
Contract end date	

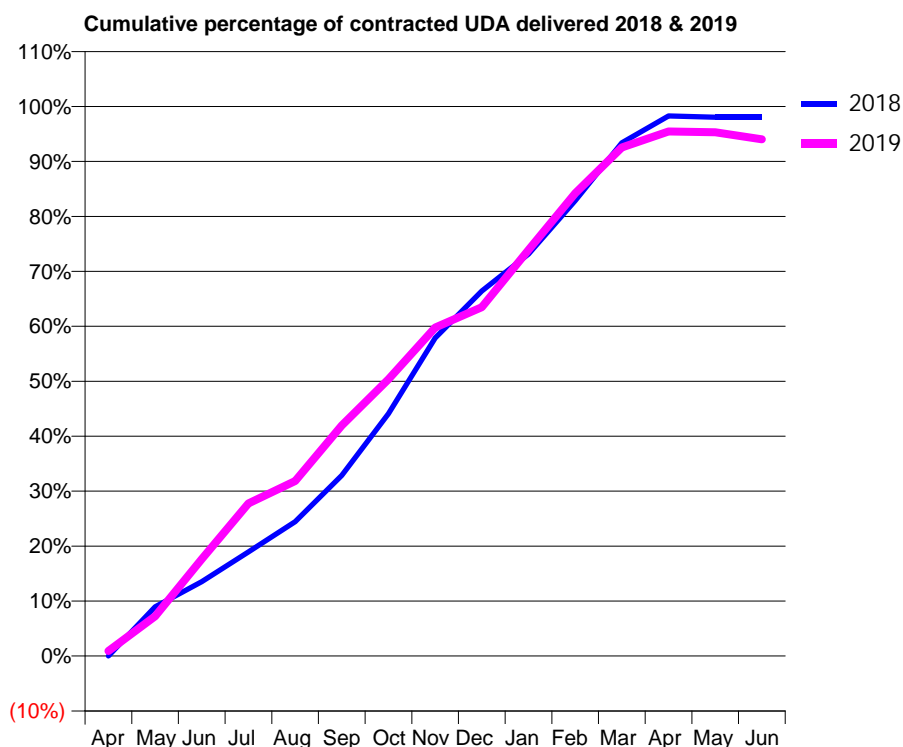
18/19 Contracted general activity (UDA)	15,735
Carry forward general activity (UDA)	306
18/19 Contracted orthodontic activity (UOA)	0
Carry forward orthodontic activity (UOA)	0
Baseline contract value	£412,799.09

### ACCESS\*

Patients seen in 24 months	Total	Change since previous quarter
Quarter ending March 2018	4,600	
Quarter ending June 2018	4,527	↓
Quarter ending September 2018	4,538	→
Quarter ending December 2018	4,552	→
Quarter ending March 2019	4,539	→
<b>Variance since March 2018</b>	<b>(1.3%)</b>	<b>↓</b>



### ACTIVITY



Adjusted Scheduled Activity (UDA)		
Month	2018	2019
April	0	143
May	1,410	1,139
June	2,130	2,773
July	2,979	4,370
August	3,848	5,013
September	5,173	6,600
October	6,939	7,925
November	9,107	9,408
December	10,450	9,988
January	11,509	11,630
February	13,037	13,246
March	14,694	14,562
April	15,462	15,018
May	15,427	14,999
June	15,429	14,794

### QUALITY

	Quantity	Base Number	Contract	AT	Region	England
% of FP17s for the same patient ID Re-attending within 3 months - Children	111	1,047	10.6%	11.3%	12.3%	11.8%
% of FP17s for the same patient ID Re-attending within 3 months - Adults	564	3,826	14.7%	16.7%	15.9%	15.7%
% of FP17s for the same patient ID Re-attending between 3 & 9 months - Children	458	1,047	43.7%	54.4%	60.2%	58.9%
% of FP17s for the same patient ID Re-attending between 3 & 9 months - Adults	1,541	3,826	40.3%	45.0%	53.0%	50.8%
% of FP17s for Band 1 Urgent Courses	412	4,546	9.1%	11.7%	9.1%	9.1%
% of FP17s Relating to Free Repair or Replacements	64	4,546	1.4%	0.9%	1.0%	0.8%
% of FP17s Relating to Continuations	29	4,546	0.6%	1.2%	1.0%	0.9%
% of Patients satisfied with the dentistry they have received	5	5	N/A	90.2%	93.2%	92.5%
% of Patients satisfied with the time they had to wait for an appointment	3	5	N/A	87.9%	88.1%	87.0%

\* This is based on patients treated on this contract for their most recent course of treatment.

Figures in italics indicate the base number of FP17s or Patient Questionnaire responses are less than 100. N/A is shown where the base number of responses is less than 10 during the period. % is calculated as Quantity/Base number\*100

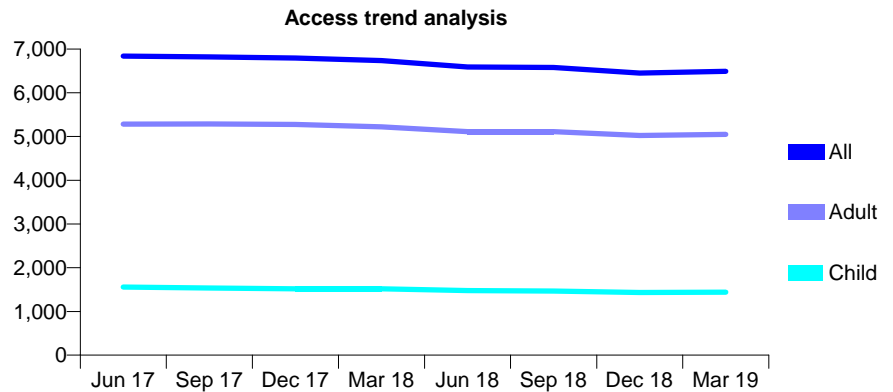
## Q48 - Vital Signs At a Glance Contract Report for 161314/0001 - Year end March 2019

Name or company name	Chantastic Limited
Contract type name	GDS Contract
Purpose of contract	General
Contract start date	01/01/2014
Contract end date	

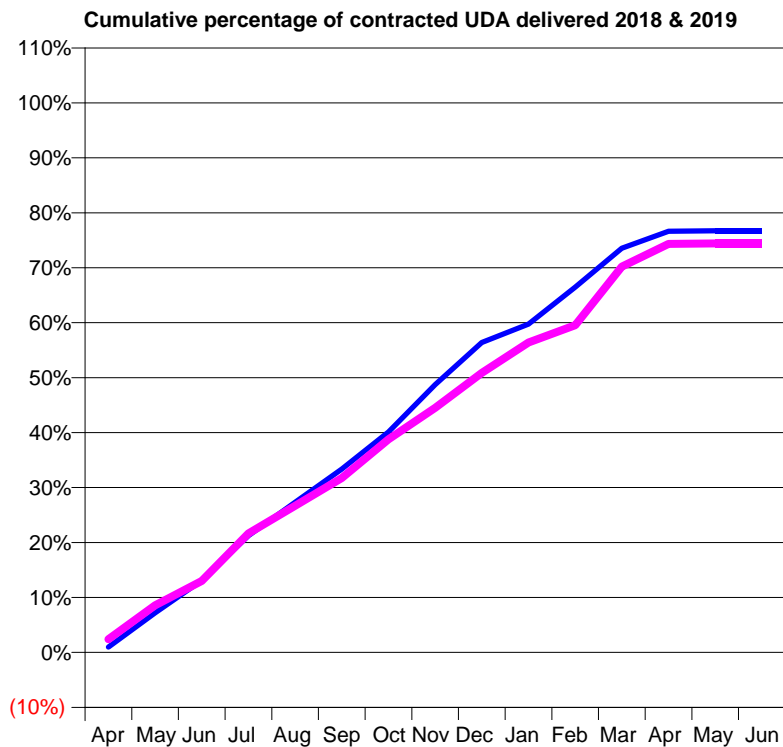
18/19 Contracted general activity (UDA)	30,685
Carry forward general activity (UDA)	0
18/19 Contracted orthodontic activity (UOA)	0
Carry forward orthodontic activity (UOA)	0
Baseline contract value	£805,007.38

### ACCESS\*

Patients seen in 24 months	Total	Change since previous quarter
Quarter ending March 2018	6,737	
Quarter ending June 2018	6,590	↓
Quarter ending September 2018	6,577	→
Quarter ending December 2018	6,454	↓
Quarter ending March 2019	6,491	→
<b>Variance since March 2018</b>	<b>(3.7%)</b>	<b>↓</b>



### ACTIVITY



Adjusted Scheduled Activity (UDA)		
Month	2018	2019
April	305	737
May	2,213	2,634
June	4,015	3,994
July	6,516	6,648
August	8,389	8,186
September	10,233	9,735
October	12,310	11,895
November	14,954	13,658
December	17,305	15,605
January	18,326	17,303
February	20,397	18,266
March	22,567	21,540
April	23,521	22,815
May	23,544	22,832
June	23,544	22,832

### QUALITY

	Quantity	Base Number	Contract	AT	Region	England
% of FP17s for the same patient ID Re-attending within 3 months - Children	76	1,660	4.6%	11.3%	12.3%	11.8%
% of FP17s for the same patient ID Re-attending within 3 months - Adults	599	5,652	10.6%	16.7%	15.9%	15.7%
% of FP17s for the same patient ID Re-attending between 3 & 9 months - Children	787	1,660	47.4%	54.4%	60.2%	58.9%
% of FP17s for the same patient ID Re-attending between 3 & 9 months - Adults	2,615	5,652	46.3%	45.0%	53.0%	50.8%
% of FP17s for Band 1 Urgent Courses	528	7,374	7.2%	11.7%	9.1%	9.1%
% of FP17s Relating to Free Repair or Replacements	39	7,374	0.5%	0.9%	1.0%	0.8%
% of FP17s Relating to Continuations	34	7,374	0.5%	1.2%	1.0%	0.9%
% of Patients satisfied with the dentistry they have received	2	2	N/A	90.2%	93.2%	92.5%
% of Patients satisfied with the time they had to wait for an appointment	2	2	N/A	87.9%	88.1%	87.0%

\* This is based on patients treated on this contract for their most recent course of treatment. Figures in italics indicate the base number of FP17s or Patient Questionnaire responses are less than 100. N/A is shown where the base number of responses is less than 10 during the period. % is calculated as Quantity/Base number\*100

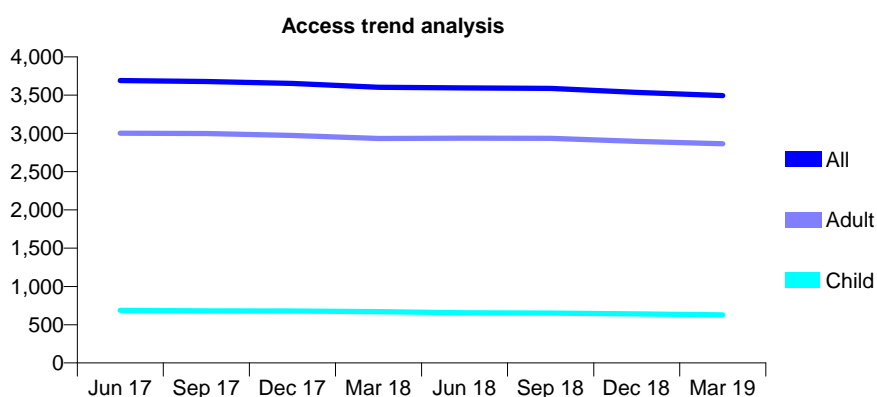
## Q48 - Vital Signs At a Glance Contract Report for 161500/0001 - Year end March 2019

Name or company name	T & T Dental
Contract type name	GDS Contract
Purpose of contract	General
Contract start date	01/04/2010
Contract end date	

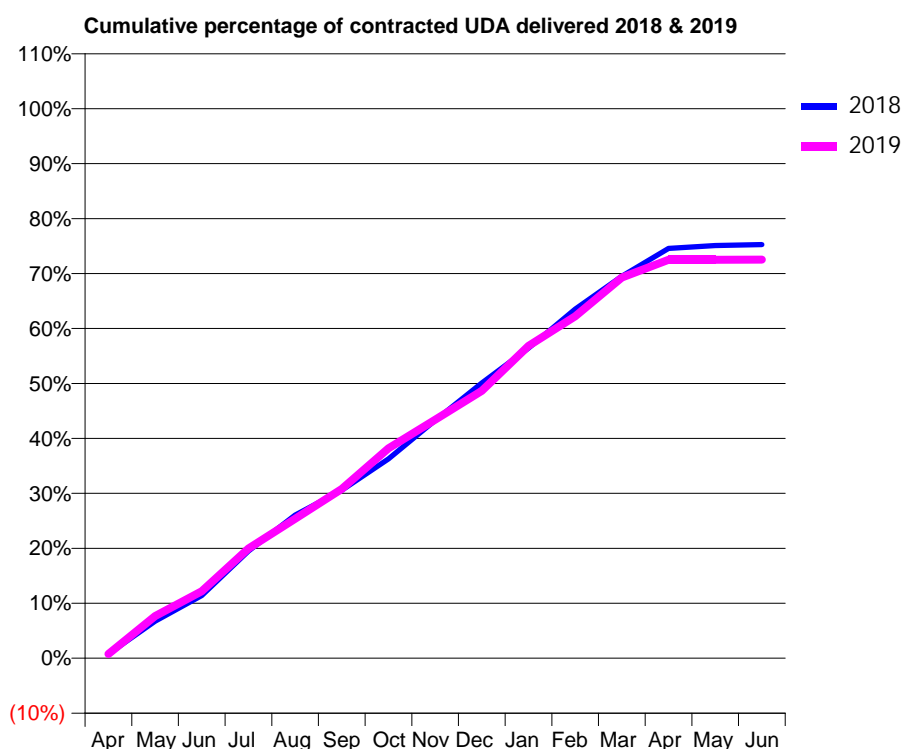
18/19 Contracted general activity (UDA)	13,652
Carry forward general activity (UDA)	0
18/19 Contracted orthodontic activity (UOA)	0
Carry forward orthodontic activity (UOA)	0
Baseline contract value	£358,152.72

### ACCESS\*

Patients seen in 24 months	Total	Change since previous quarter
Quarter ending March 2018	3,604	
Quarter ending June 2018	3,595	→
Quarter ending September 2018	3,587	→
Quarter ending December 2018	3,536	↓
Quarter ending March 2019	3,493	↓
<b>Variance since March 2018</b>	<b>(3.1%)</b>	<b>↓</b>



### ACTIVITY



Adjusted Scheduled Activity (UDA)		
Month	2018	2019
April	103	109
May	924	1,050
June	1,559	1,665
July	2,662	2,725
August	3,558	3,464
September	4,173	4,206
October	4,950	5,218
November	5,909	5,926
December	6,837	6,641
January	7,703	7,760
February	8,676	8,494
March	9,490	9,456
April	10,180	9,897
May	10,252	9,899
June	10,274	9,902

### QUALITY

	Quantity	Base Number	Contract	AT	Region	England
% of FP17s for the same patient ID Re-attending within 3 months - Children	78	859	9.1%	11.3%	12.3%	11.8%
% of FP17s for the same patient ID Re-attending within 3 months - Adults	739	3,840	19.2%	16.7%	15.9%	15.7%
% of FP17s for the same patient ID Re-attending between 3 & 9 months - Children	390	859	45.4%	54.4%	60.2%	58.9%
% of FP17s for the same patient ID Re-attending between 3 & 9 months - Adults	1,736	3,840	45.2%	45.0%	53.0%	50.8%
% of FP17s for Band 1 Urgent Courses	610	4,481	13.6%	11.7%	9.1%	9.1%
% of FP17s Relating to Free Repair or Replacements	68	4,481	1.5%	0.9%	1.0%	0.8%
% of FP17s Relating to Continuations	59	4,481	1.3%	1.2%	1.0%	0.9%
% of Patients satisfied with the dentistry they have received	5	5	N/A	90.2%	93.2%	92.5%
% of Patients satisfied with the time they had to wait for an appointment	4	5	N/A	87.9%	88.1%	87.0%

\* This is based on patients treated on this contract for their most recent course of treatment.

Figures in italics indicate the base number of FP17s or Patient Questionnaire responses are less than 100. N/A is shown where the base number of responses is less than 10 during the period. % is calculated as Quantity/Base number\*100

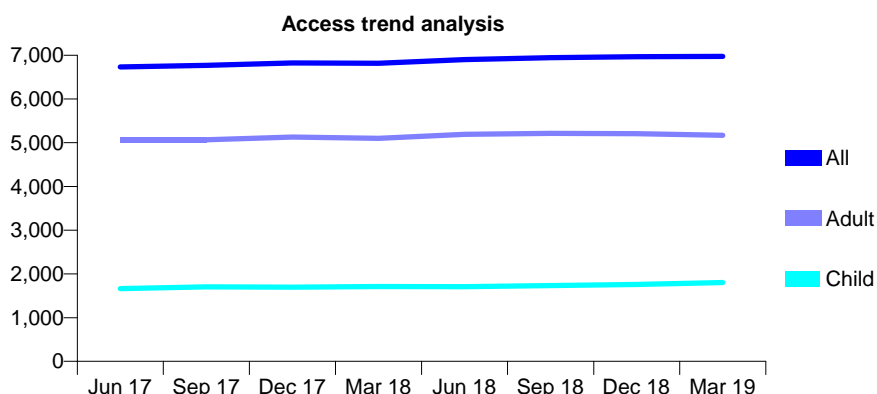
## Q48 - Vital Signs At a Glance Contract Report for 165239/0001 - Year end March 2019

Name or company name	Ventre & Ventre Limited
Contract type name	GDS Contract
Purpose of contract	General and Orthodontic
Contract start date	01/11/2014
Contract end date	

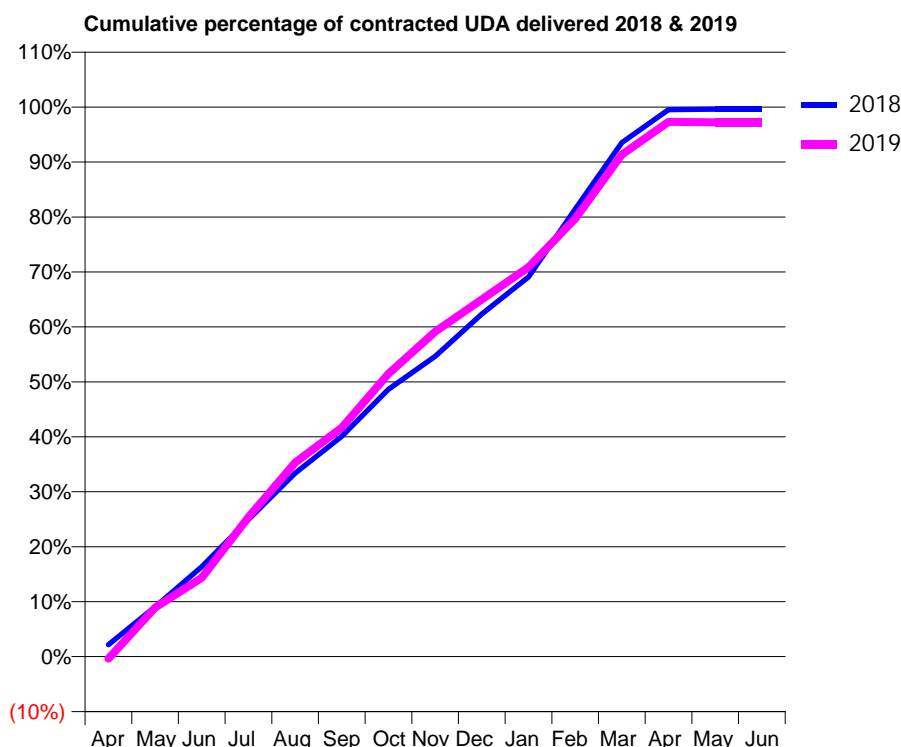
18/19 Contracted general activity (UDA)	24,721
Carry forward general activity (UDA)	95
18/19 Contracted orthodontic activity (UOA)	0
Carry forward orthodontic activity (UOA)	0
Baseline contract value	£801,284.34

### ACCESS\*

Patients seen in 24 months	Total	Change since previous quarter
Quarter ending March 2018	6,815	
Quarter ending June 2018	6,901	→
Quarter ending September 2018	6,946	→
Quarter ending December 2018	6,967	→
Quarter ending March 2019	6,974	→
<b>Variance since March 2018</b>	<b>2.3%</b>	<b>↑</b>



### ACTIVITY



Adjusted Scheduled Activity (UDA)		
Month	2018	2019
April	530	-95
May	2,219	2,208
June	3,984	3,550
July	6,089	6,276
August	8,140	8,730
September	9,778	10,297
October	11,865	12,726
November	13,332	14,615
December	15,199	16,062
January	16,852	17,522
February	19,858	19,696
March	22,806	22,576
April	24,274	24,059
May	24,293	24,035
June	24,292	24,035

### QUALITY

	Quantity	Base Number	Contract	AT	Region	England
% of FP17s for the same patient ID Re-attending within 3 months - Children	206	2,553	8.1%	11.3%	12.3%	11.8%
% of FP17s for the same patient ID Re-attending within 3 months - Adults	1,167	6,677	17.5%	16.7%	15.9%	15.7%
% of FP17s for the same patient ID Re-attending between 3 & 9 months - Children	1,271	2,553	49.8%	54.4%	60.2%	58.9%
% of FP17s for the same patient ID Re-attending between 3 & 9 months - Adults	2,780	6,677	41.6%	45.0%	53.0%	50.8%
% of FP17s for Band 1 Urgent Courses	1,616	9,325	17.3%	11.7%	9.1%	9.1%
% of FP17s Relating to Free Repair or Replacements	115	9,325	1.2%	0.9%	1.0%	0.8%
% of FP17s Relating to Continuations	58	9,325	0.6%	1.2%	1.0%	0.9%
% of Patients satisfied with the dentistry they have received	5	5	N/A	90.2%	93.2%	92.5%
% of Patients satisfied with the time they had to wait for an appointment	5	5	N/A	87.9%	88.1%	87.0%

\* This is based on patients treated on this contract for their most recent course of treatment.  
 Figures in *italics* indicate the base number of FP17s or Patient Questionnaire responses are less than 100. N/A is shown where the base number of responses is less than 10 during the period. % is calculated as Quantity/Base number\*100

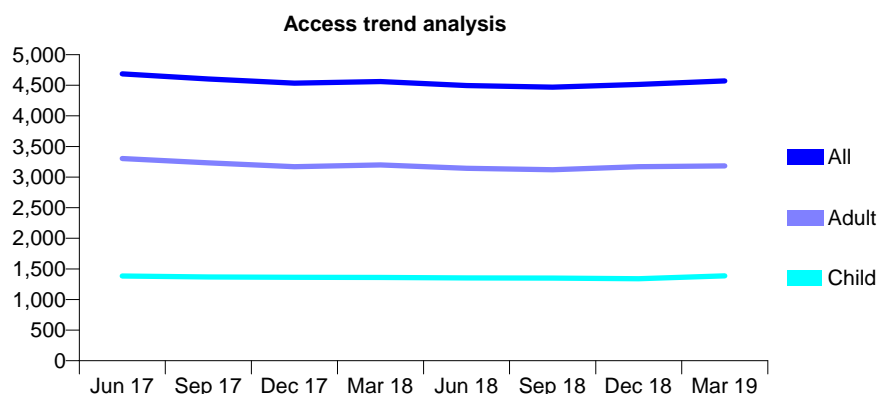
## Q48 - Vital Signs At a Glance Contract Report for 166731/0001 - Year end March 2019

Name or company name	Dental Elements
Contract type name	GDS Contract
Purpose of contract	General
Contract start date	30/03/2012
Contract end date	

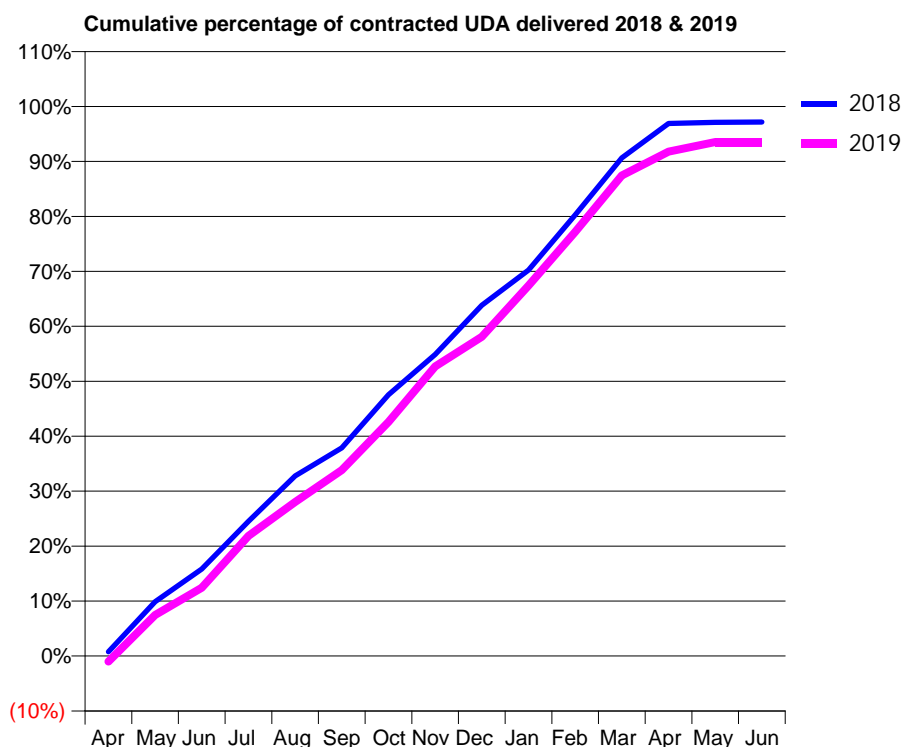
18/19 Contracted general activity (UDA)	13,000
Carry forward general activity (UDA)	368
18/19 Contracted orthodontic activity (UOA)	0
Carry forward orthodontic activity (UOA)	0
Baseline contract value	£395,967.52

### ACCESS\*

Patients seen in 24 months	Total	Change since previous quarter
Quarter ending March 2018	4,560	
Quarter ending June 2018	4,495	↓
Quarter ending September 2018	4,469	→
Quarter ending December 2018	4,513	→
Quarter ending March 2019	4,572	→
<b>Variance since March 2018</b>	<b>0.3%</b>	<b>→</b>



### ACTIVITY



Adjusted Scheduled Activity (UDA)		
Month	2018	2019
April	102	-134
May	1,284	972
June	2,057	1,614
July	3,184	2,841
August	4,261	3,646
September	4,923	4,400
October	6,181	5,537
November	7,134	6,850
December	8,296	7,551
January	9,127	8,763
February	10,437	10,034
March	11,783	11,367
April	12,598	11,930
May	12,623	12,160
June	12,632	12,160

### QUALITY

	Quantity	Base Number	Contract	AT	Region	England
% of FP17s for the same patient ID Re-attending within 3 months - Children	238	2,146	11.1%	11.3%	12.3%	11.8%
% of FP17s for the same patient ID Re-attending within 3 months - Adults	598	3,908	15.3%	16.7%	15.9%	15.7%
% of FP17s for the same patient ID Re-attending between 3 & 9 months - Children	1,142	2,146	53.2%	54.4%	60.2%	58.9%
% of FP17s for the same patient ID Re-attending between 3 & 9 months - Adults	1,730	3,908	44.3%	45.0%	53.0%	50.8%
% of FP17s for Band 1 Urgent Courses	363	6,003	6.0%	11.7%	9.1%	9.1%
% of FP17s Relating to Free Repair or Replacements	81	6,003	1.3%	0.9%	1.0%	0.8%
% of FP17s Relating to Continuations	146	6,003	2.4%	1.2%	1.0%	0.9%
% of Patients satisfied with the dentistry they have received	0	0	N/A	90.2%	93.2%	92.5%
% of Patients satisfied with the time they had to wait for an appointment	0	0	N/A	87.9%	88.1%	87.0%

\* This is based on patients treated on this contract for their most recent course of treatment.

Figures in italics indicate the base number of FP17s or Patient Questionnaire responses are less than 100. N/A is shown where the base number of responses is less than 10 during the period. % is calculated as Quantity/Base number\*100

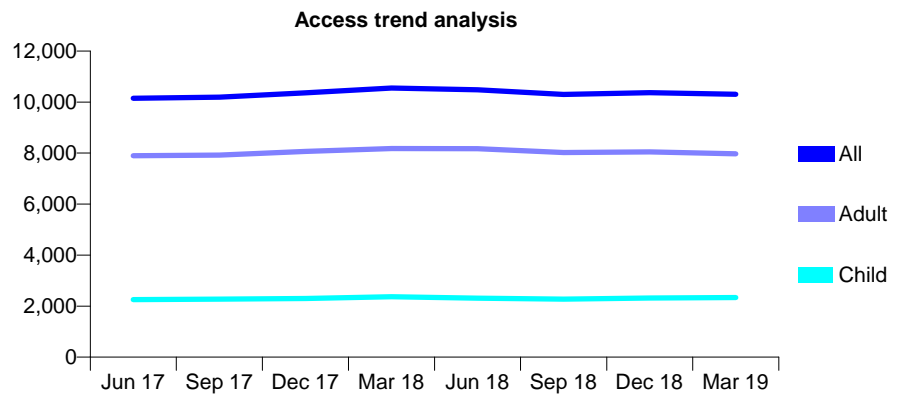
## Q48 - Vital Signs At a Glance Contract Report for 169196/0001 - Year end March 2019

Name or company name	Zein and Alraslani
Contract type name	GDS Contract
Purpose of contract	General
Contract start date	01/06/2012
Contract end date	

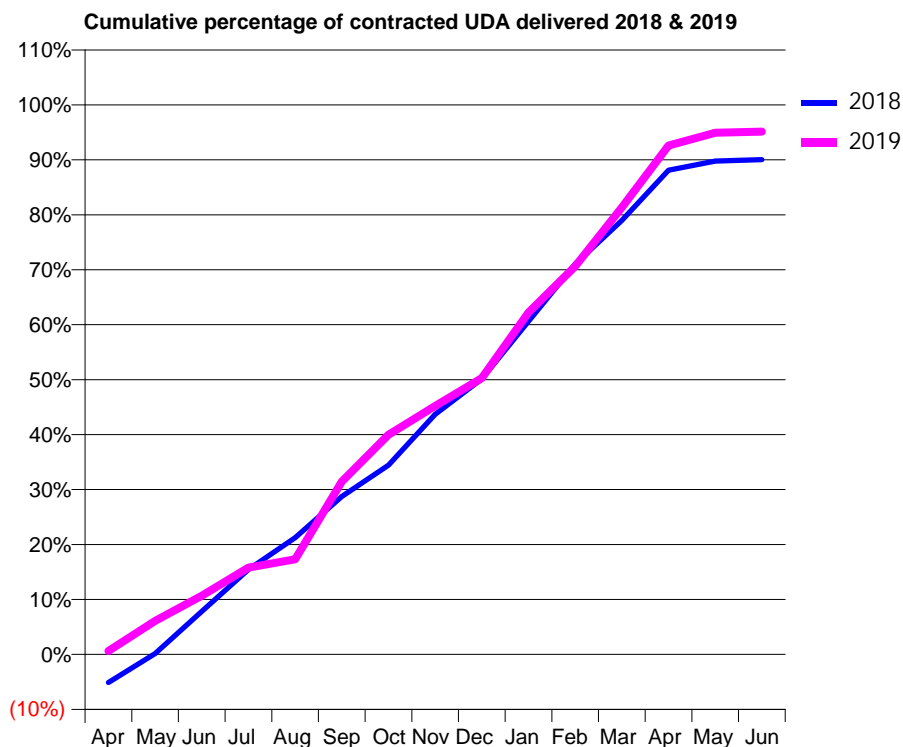
18/19 Contracted general activity (UDA)	34,141
Carry forward general activity (UDA)	0
18/19 Contracted orthodontic activity (UOA)	0
Carry forward orthodontic activity (UOA)	0
Baseline contract value	£933,970.29

### ACCESS\*

Patients seen in 24 months	Total	Change since previous quarter
Quarter ending March 2018	10,547	
Quarter ending June 2018	10,481	→
Quarter ending September 2018	10,298	↓
Quarter ending December 2018	10,366	→
Quarter ending March 2019	10,306	→
<b>Variance since March 2018</b>	<b>(2.3%)</b>	<b>↓</b>



### ACTIVITY



Adjusted Scheduled Activity (UDA)		
Month	2018	2019
April	-1,750	210
May	51	2,080
June	2,671	3,646
July	5,276	5,399
August	7,252	5,912
September	9,804	10,730
October	11,758	13,652
November	14,915	15,437
December	17,121	17,170
January	20,699	21,248
February	24,257	24,113
March	26,961	27,770
April	30,079	31,613
May	30,654	32,407
June	30,744	32,476

### QUALITY

	Quantity	Base Number	Contract	AT	Region	England
% of FP17s for the same patient ID Re-attending within 3 months - Children	244	2,668	9.1%	11.3%	12.3%	11.8%
% of FP17s for the same patient ID Re-attending within 3 months - Adults	1,500	7,945	18.9%	16.7%	15.9%	15.7%
% of FP17s for the same patient ID Re-attending between 3 & 9 months - Children	966	2,668	36.2%	54.4%	60.2%	58.9%
% of FP17s for the same patient ID Re-attending between 3 & 9 months - Adults	1,908	7,945	24.0%	45.0%	53.0%	50.8%
% of FP17s for Band 1 Urgent Courses	2,319	10,768	21.5%	11.7%	9.1%	9.1%
% of FP17s Relating to Free Repair or Replacements	84	10,768	0.8%	0.9%	1.0%	0.8%
% of FP17s Relating to Continuations	102	10,768	0.9%	1.2%	1.0%	0.9%
% of Patients satisfied with the dentistry they have received	5	5	N/A	90.2%	93.2%	92.5%
% of Patients satisfied with the time they had to wait for an appointment	5	5	N/A	87.9%	88.1%	87.0%

\* This is based on patients treated on this contract for their most recent course of treatment.

Figures in italics indicate the base number of FP17s or Patient Questionnaire responses are less than 100. N/A is shown where the base number of responses is less than 10 during the period. % is calculated as Quantity/Base number\*100



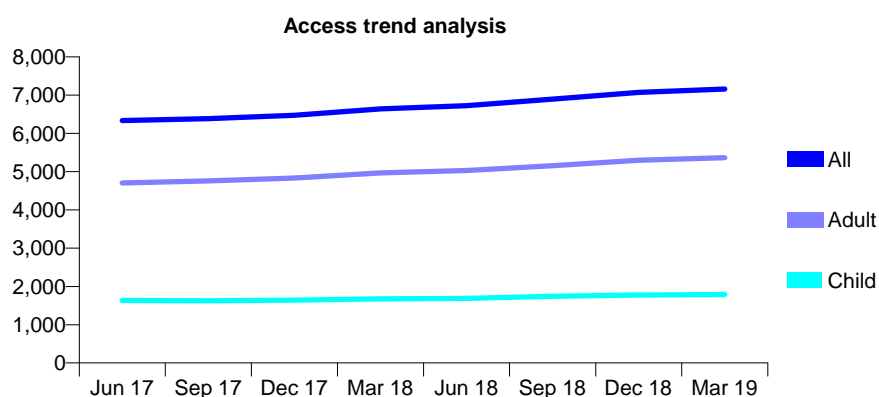
## Q48 - Vital Signs At a Glance Contract Report for 170119/0001 - Year end March 2019

Name or company name	Jon Westall
Contract type name	GDS Contract
Purpose of contract	General
Contract start date	30/03/2012
Contract end date	

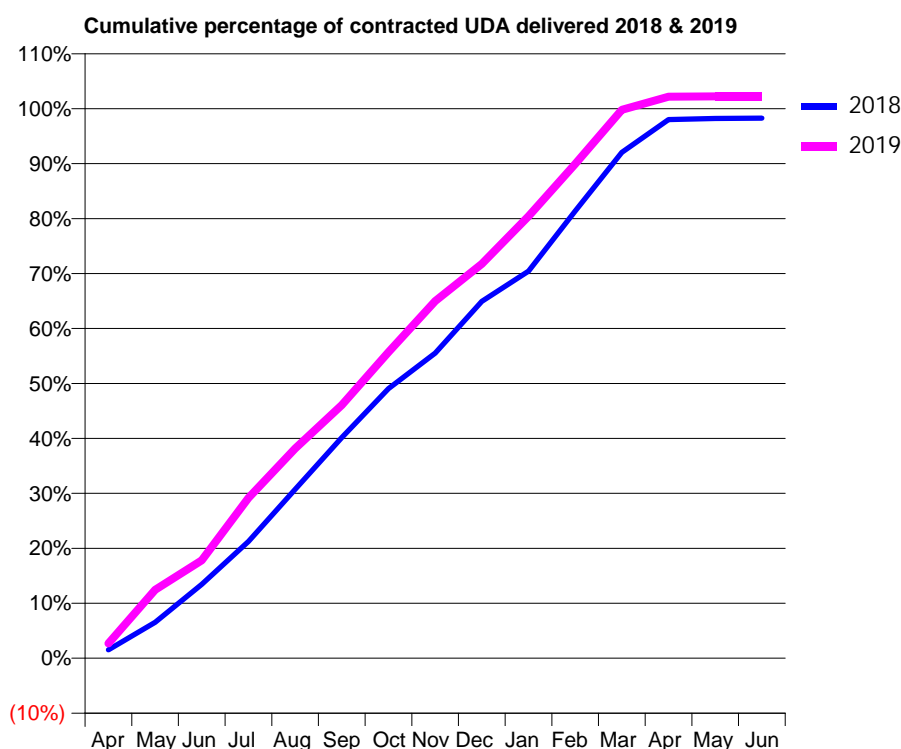
18/19 Contracted general activity (UDA)	20,500
Carry forward general activity (UDA)	357
18/19 Contracted orthodontic activity (UOA)	0
Carry forward orthodontic activity (UOA)	0
Baseline contract value	£475,603.52

### ACCESS\*

Patients seen in 24 months	Total	Change since previous quarter
Quarter ending March 2018	6,644	
Quarter ending June 2018	6,722	→
Quarter ending September 2018	6,898	↑
Quarter ending December 2018	7,072	↑
Quarter ending March 2019	7,157	→
<b>Variance since March 2018</b>	<b>7.7%</b>	<b>↑</b>



### ACTIVITY



Adjusted Scheduled Activity (UDA)		
Month	2018	2019
April	318	557
May	1,340	2,554
June	2,757	3,650
July	4,355	5,978
August	6,298	7,824
September	8,231	9,444
October	10,055	11,420
November	11,382	13,326
December	13,310	14,710
January	14,438	16,483
February	16,682	18,437
March	18,868	20,460
April	20,089	20,946
May	20,135	20,956
June	20,143	20,956

### QUALITY

	Quantity	Base Number	Contract	AT	Region	England
% of FP17s for the same patient ID Re-attending within 3 months - Children	148	2,258	6.6%	11.3%	12.3%	11.8%
% of FP17s for the same patient ID Re-attending within 3 months - Adults	963	6,741	14.3%	16.7%	15.9%	15.7%
% of FP17s for the same patient ID Re-attending between 3 & 9 months - Children	1,145	2,258	50.7%	54.4%	60.2%	58.9%
% of FP17s for the same patient ID Re-attending between 3 & 9 months - Adults	2,904	6,741	43.1%	45.0%	53.0%	50.8%
% of FP17s for Band 1 Urgent Courses	898	8,751	10.3%	11.7%	9.1%	9.1%
% of FP17s Relating to Free Repair or Replacements	93	8,751	1.1%	0.9%	1.0%	0.8%
% of FP17s Relating to Continuations	150	8,751	1.7%	1.2%	1.0%	0.9%
% of Patients satisfied with the dentistry they have received	3	3	N/A	90.2%	93.2%	92.5%
% of Patients satisfied with the time they had to wait for an appointment	3	3	N/A	87.9%	88.1%	87.0%

\* This is based on patients treated on this contract for their most recent course of treatment. Figures in italics indicate the base number of FP17s or Patient Questionnaire responses are less than 100. N/A is shown where the base number of responses is less than 10 during the period. % is calculated as Quantity/Base number\*100

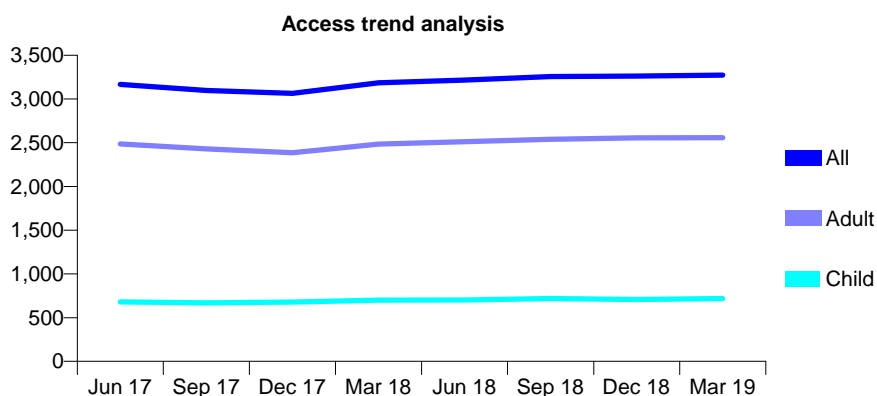
## Q48 - Vital Signs At a Glance Contract Report for 170291/0001 - Year end March 2019

Name or company name	Thornton Dental Practice
Contract type name	PDS Contract
Purpose of contract	General
Contract start date	01/04/2011
Contract end date	31/03/2021

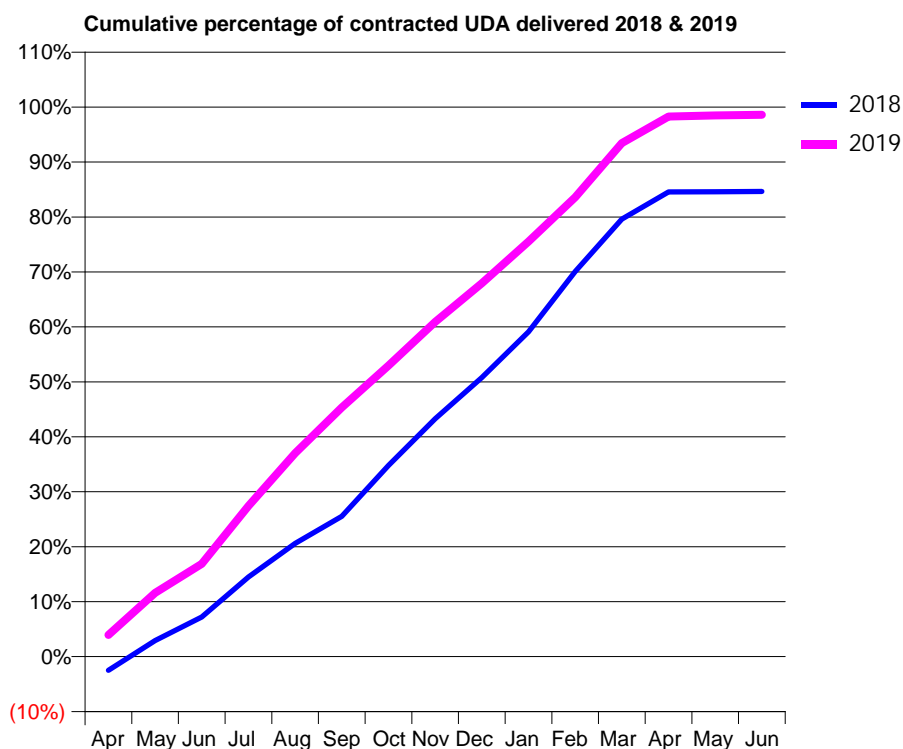
18/19 Contracted general activity (UDA)	11,716
Carry forward general activity (UDA)	0
18/19 Contracted orthodontic activity (UOA)	0
Carry forward orthodontic activity (UOA)	0
Baseline contract value	£376,117.44

### ACCESS\*

Patients seen in 24 months	Total	Change since previous quarter
Quarter ending March 2018	3,185	
Quarter ending June 2018	3,215	→
Quarter ending September 2018	3,257	→
Quarter ending December 2018	3,262	→
Quarter ending March 2019	3,274	→
<b>Variance since March 2018</b>	<b>2.8%</b>	<b>↑</b>



### ACTIVITY



Adjusted Scheduled Activity (UDA)		
Month	2018	2019
April	-295	462
May	341	1,359
June	845	1,977
July	1,698	3,212
August	2,414	4,339
September	2,989	5,311
October	4,074	6,205
November	5,074	7,138
December	5,950	7,961
January	6,924	8,850
February	8,211	9,794
March	9,328	10,948
April	9,908	11,514
May	9,910	11,537
June	9,915	11,550

### QUALITY

	Quantity	Base Number	Contract	AT	Region	England
% of FP17s for the same patient ID Re-attending within 3 months - Children	115	1,121	10.3%	11.3%	12.3%	11.8%
% of FP17s for the same patient ID Re-attending within 3 months - Adults	754	3,568	21.1%	16.7%	15.9%	15.7%
% of FP17s for the same patient ID Re-attending between 3 & 9 months - Children	595	1,121	53.1%	54.4%	60.2%	58.9%
% of FP17s for the same patient ID Re-attending between 3 & 9 months - Adults	1,632	3,568	45.7%	45.0%	53.0%	50.8%
% of FP17s for Band 1 Urgent Courses	684	4,695	14.6%	11.7%	9.1%	9.1%
% of FP17s Relating to Free Repair or Replacements	127	4,695	2.7%	0.9%	1.0%	0.8%
% of FP17s Relating to Continuations	88	4,695	1.9%	1.2%	1.0%	0.9%
% of Patients satisfied with the dentistry they have received	3	3	N/A	90.2%	93.2%	92.5%
% of Patients satisfied with the time they had to wait for an appointment	3	3	N/A	87.9%	88.1%	87.0%

\* This is based on patients treated on this contract for their most recent course of treatment.  
 Figures in *italics* indicate the base number of FP17s or Patient Questionnaire responses are less than 100. N/A is shown where the base number of responses is less than 10 during the period. % is calculated as Quantity/Base number\*100

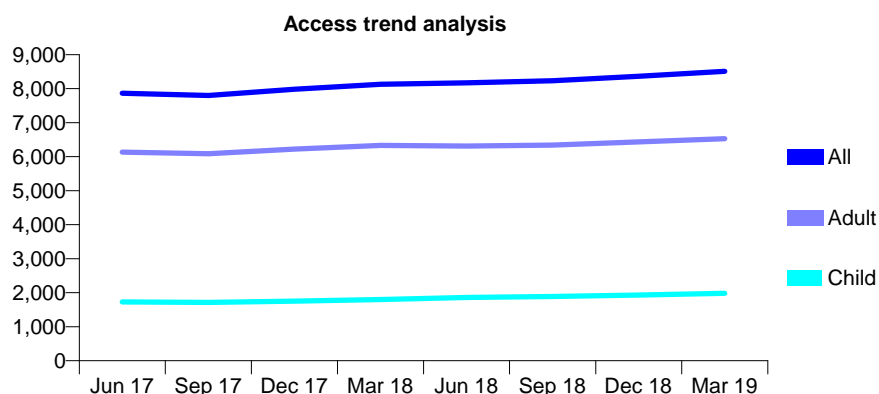
## Q48 - Vital Signs At a Glance Contract Report for 171220/0001 - Year end March 2019

Name or company name	L G Woodgate Ltd
Contract type name	GDS Contract
Purpose of contract	General
Contract start date	01/01/2011
Contract end date	

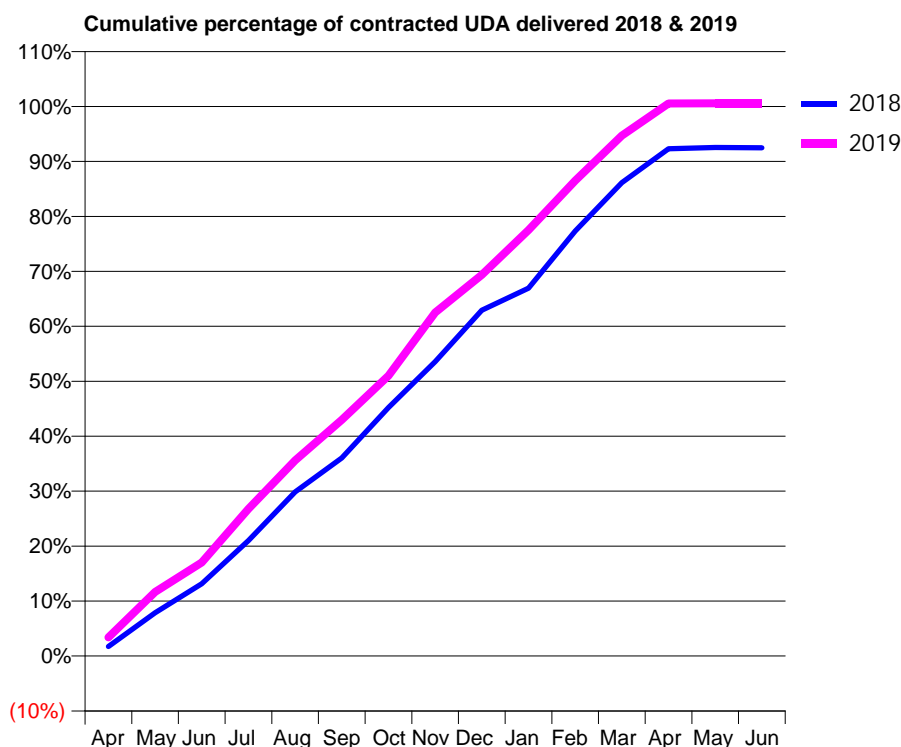
18/19 Contracted general activity (UDA)	27,000
Carry forward general activity (UDA)	0
18/19 Contracted orthodontic activity (UOA)	0
Carry forward orthodontic activity (UOA)	0
Baseline contract value	£676,885.32

### ACCESS\*

Patients seen in 24 months	Total	Change since previous quarter
Quarter ending March 2018	8,128	
Quarter ending June 2018	8,172	→
Quarter ending September 2018	8,235	→
Quarter ending December 2018	8,364	→
Quarter ending March 2019	8,511	→
<b>Variance since March 2018</b>	<b>4.7%</b>	<b>↑</b>



### ACTIVITY



Adjusted Scheduled Activity (UDA)		
Month	2018	2019
April	467	922
May	2,128	3,151
June	3,550	4,595
July	5,676	7,229
August	8,063	9,614
September	9,732	11,599
October	12,207	13,771
November	14,464	16,884
December	16,985	18,722
January	18,074	20,923
February	20,879	23,352
March	23,260	25,567
April	24,924	27,152
May	24,987	27,153
June	24,965	27,157

### QUALITY

	Quantity	Base Number	Contract	AT	Region	England
% of FP17s for the same patient ID Re-attending within 3 months - Children	317	3,292	9.6%	11.3%	12.3%	11.8%
% of FP17s for the same patient ID Re-attending within 3 months - Adults	1,370	8,730	15.7%	16.7%	15.9%	15.7%
% of FP17s for the same patient ID Re-attending between 3 & 9 months - Children	2,004	3,292	60.9%	54.4%	60.2%	58.9%
% of FP17s for the same patient ID Re-attending between 3 & 9 months - Adults	4,354	8,730	49.9%	45.0%	53.0%	50.8%
% of FP17s for Band 1 Urgent Courses	1,912	12,024	15.9%	11.7%	9.1%	9.1%
% of FP17s Relating to Free Repair or Replacements	217	12,024	1.8%	0.9%	1.0%	0.8%
% of FP17s Relating to Continuations	18	12,024	0.1%	1.2%	1.0%	0.9%
% of Patients satisfied with the dentistry they have received	3	4	N/A	90.2%	93.2%	92.5%
% of Patients satisfied with the time they had to wait for an appointment	3	4	N/A	87.9%	88.1%	87.0%

\* This is based on patients treated on this contract for their most recent course of treatment.

Figures in italics indicate the base number of FP17s or Patient Questionnaire responses are less than 100. N/A is shown where the base number of responses is less than 10 during the period. % is calculated as Quantity/Base number\*100

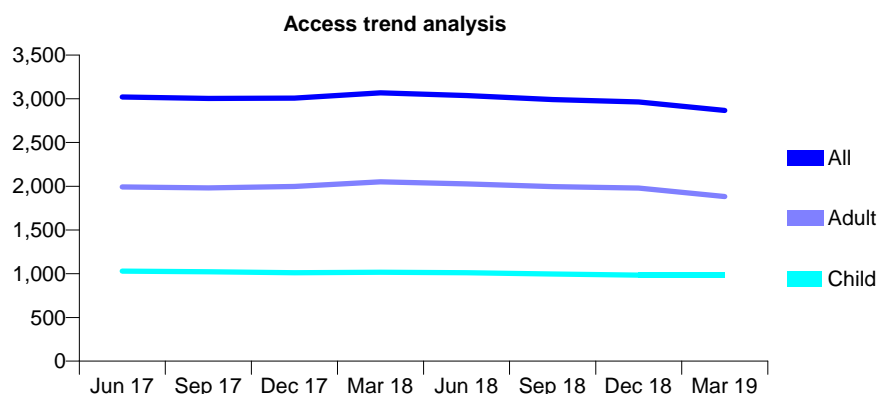
## Q48 - Vital Signs At a Glance Contract Report for 171808/0001 - Year end March 2019

Name or company name	Hunts Cross D C Limited
Contract type name	GDS Contract
Purpose of contract	General
Contract start date	01/11/2011
Contract end date	

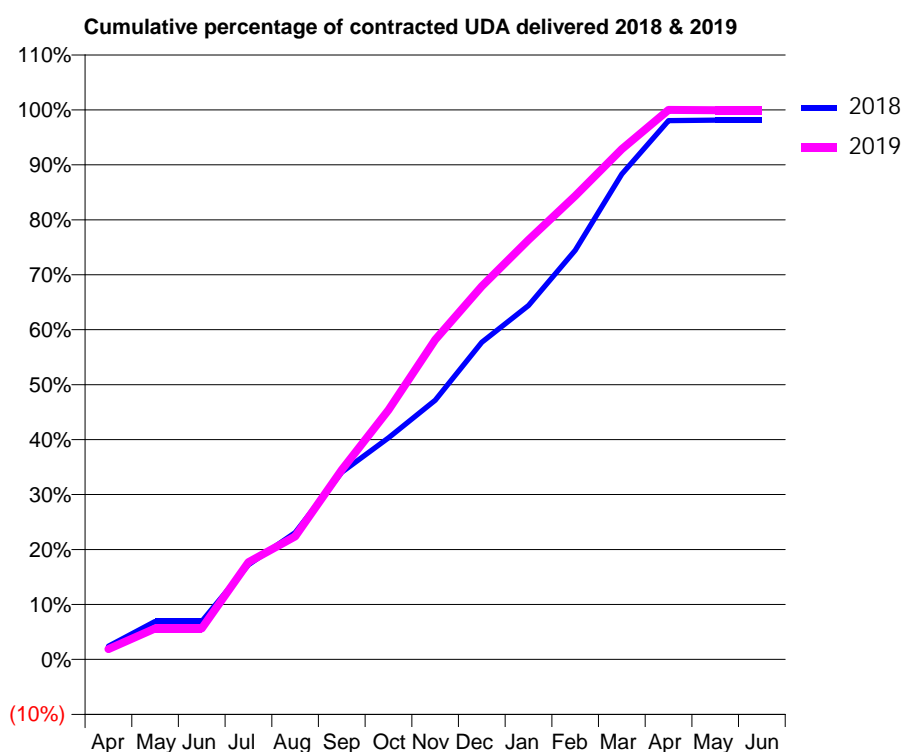
18/19 Contracted general activity (UDA)	7,129
Carry forward general activity (UDA)	133
18/19 Contracted orthodontic activity (UOA)	0
Carry forward orthodontic activity (UOA)	0
Baseline contract value	£190,358.57

### ACCESS\*

Patients seen in 24 months	Total	Change since previous quarter
Quarter ending March 2018	3,068	
Quarter ending June 2018	3,037	↓
Quarter ending September 2018	2,992	↓
Quarter ending December 2018	2,964	→
Quarter ending March 2019	2,866	↓
<b>Variance since March 2018</b>	<b>(6.6%)</b>	<b>↓</b>



### ACTIVITY



Adjusted Scheduled Activity (UDA)		
Month	2018	2019
April	172	134
May	495	402
June	495	402
July	1,227	1,261
August	1,646	1,595
September	2,429	2,459
October	2,875	3,236
November	3,363	4,148
December	4,116	4,840
January	4,590	5,443
February	5,307	6,013
March	6,296	6,620
April	6,990	7,128
May	6,996	7,126
June	6,996	7,125

### QUALITY

	Quantity	Base Number	Contract	AT	Region	England
% of FP17s for the same patient ID Re-attending within 3 months - Children	211	1,605	13.1%	11.3%	12.3%	11.8%
% of FP17s for the same patient ID Re-attending within 3 months - Adults	381	2,127	17.9%	16.7%	15.9%	15.7%
% of FP17s for the same patient ID Re-attending between 3 & 9 months - Children	868	1,605	54.1%	54.4%	60.2%	58.9%
% of FP17s for the same patient ID Re-attending between 3 & 9 months - Adults	833	2,127	39.2%	45.0%	53.0%	50.8%
% of FP17s for Band 1 Urgent Courses	374	3,315	11.3%	11.7%	9.1%	9.1%
% of FP17s Relating to Free Repair or Replacements	26	3,315	0.8%	0.9%	1.0%	0.8%
% of FP17s Relating to Continuations	20	3,315	0.6%	1.2%	1.0%	0.9%
% of Patients satisfied with the dentistry they have received	0	0	N/A	90.2%	93.2%	92.5%
% of Patients satisfied with the time they had to wait for an appointment	0	0	N/A	87.9%	88.1%	87.0%

\* This is based on patients treated on this contract for their most recent course of treatment.

Figures in italics indicate the base number of FP17s or Patient Questionnaire responses are less than 100. N/A is shown where the base number of responses is less than 10 during the period. % is calculated as Quantity/Base number\*100

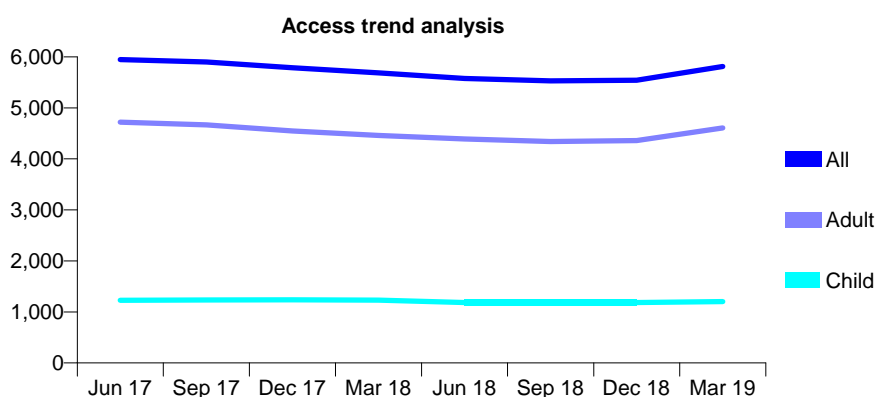
## Q48 - Vital Signs At a Glance Contract Report for 171859/0002 - Year end March 2019

Name or company name	Oak Dental Care Limited
Contract type name	Pilot Contract
Purpose of contract	General and Orthodontic
Contract start date	01/09/2007
Contract end date	

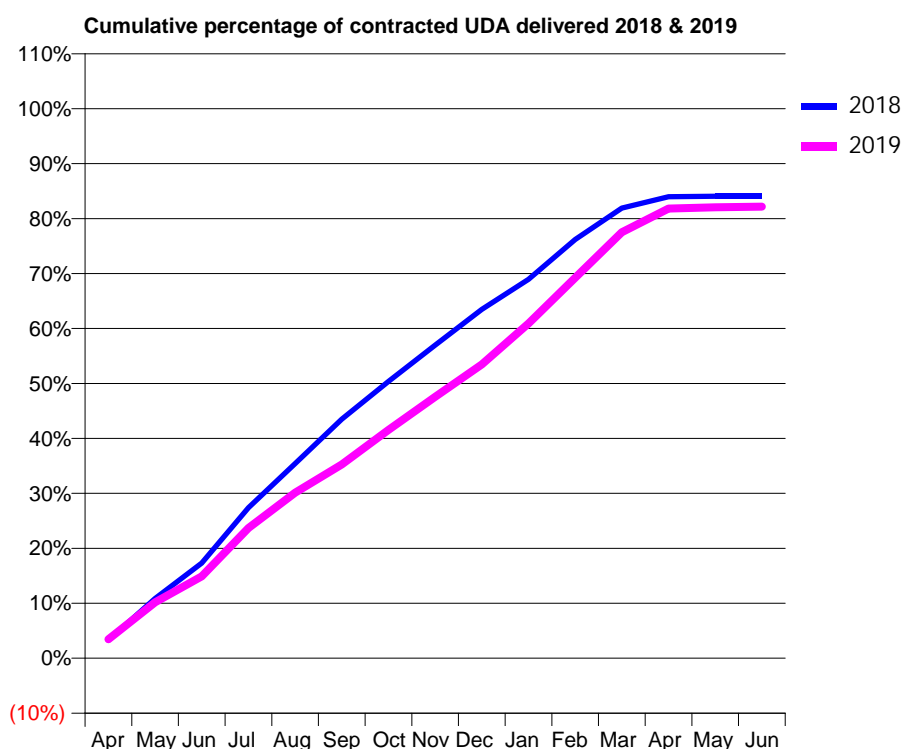
18/19 Contracted general activity (UDA)	18,048
Carry forward general activity (UDA)	0
18/19 Contracted orthodontic activity (UOA)	0
Carry forward orthodontic activity (UOA)	0
Baseline contract value	£545,100.87

### ACCESS\*

Patients seen in 24 months	Total	Change since previous quarter
Quarter ending March 2018	5,687	
Quarter ending June 2018	5,576	↓
Quarter ending September 2018	5,527	→
Quarter ending December 2018	5,541	→
Quarter ending March 2019	5,813	↑
<b>Variance since March 2018</b>	<b>2.2%</b>	<b>↑</b>



### ACTIVITY



Adjusted Scheduled Activity (UDA)		
Month	2018	2019
April	589	625
May	1,935	1,839
June	3,079	2,691
July	4,870	4,278
August	6,300	5,438
September	7,733	6,363
October	8,955	7,499
November	10,127	8,586
December	11,286	9,648
January	12,260	10,995
February	13,548	12,498
March	14,564	13,987
April	14,932	14,768
May	14,943	14,808
June	14,945	14,830

### QUALITY

	Quantity	Base Number	Contract	AT	Region	England
% of FP17s for the same patient ID Re-attending within 3 months - Children	79	1,357	5.8%	11.3%	12.3%	11.8%
% of FP17s for the same patient ID Re-attending within 3 months - Adults	732	5,302	13.8%	16.7%	15.9%	15.7%
% of FP17s for the same patient ID Re-attending between 3 & 9 months - Children	554	1,357	40.8%	54.4%	60.2%	58.9%
% of FP17s for the same patient ID Re-attending between 3 & 9 months - Adults	2,001	5,302	37.7%	45.0%	53.0%	50.8%
% of FP17s for Band 1 Urgent Courses	586	6,779	8.6%	11.7%	9.1%	9.1%
% of FP17s Relating to Free Repair or Replacements	39	6,779	0.6%	0.9%	1.0%	0.8%
% of FP17s Relating to Continuations	66	6,779	1.0%	1.2%	1.0%	0.9%
% of Patients satisfied with the dentistry they have received	6	7	N/A	90.2%	93.2%	92.5%
% of Patients satisfied with the time they had to wait for an appointment	6	7	N/A	87.9%	88.1%	87.0%

\* This is based on patients treated on this contract for their most recent course of treatment.

Figures in italics indicate the base number of FP17s or Patient Questionnaire responses are less than 100. N/A is shown where the base number of responses is less than 10 during the period. % is calculated as Quantity/Base number\*100

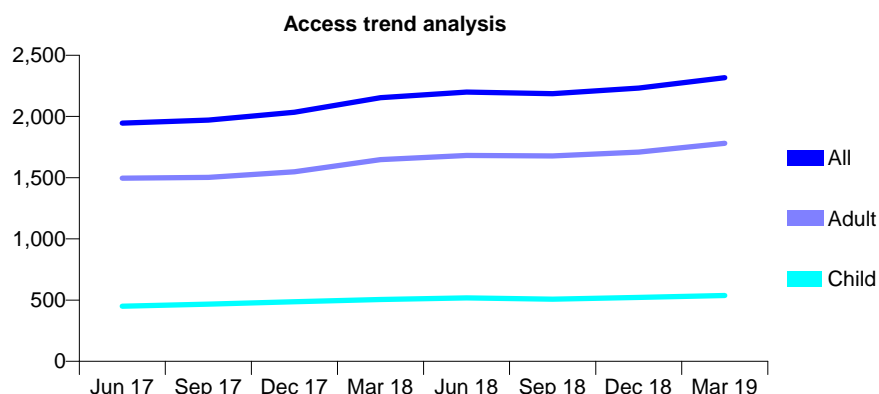
## Q48 - Vital Signs At a Glance Contract Report for 171859/0005 - Year end March 2019

Name or company name	Oak Dental Care Limited
Contract type name	GDS Contract
Purpose of contract	General
Contract start date	09/07/2012
Contract end date	

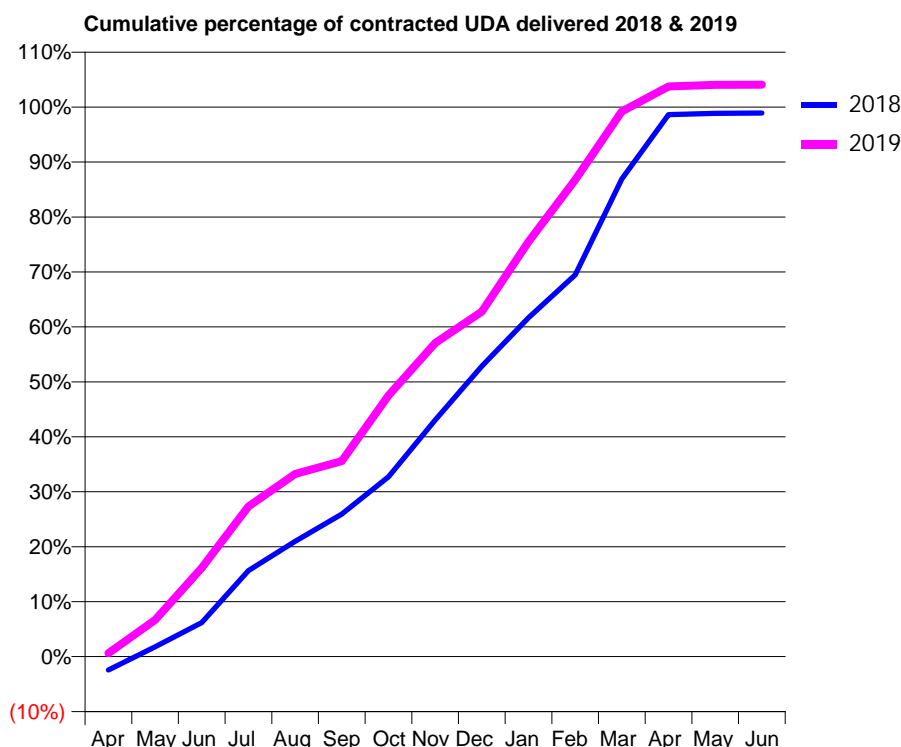
18/19 Contracted general activity (UDA)	6,307
Carry forward general activity (UDA)	69
18/19 Contracted orthodontic activity (UOA)	0
Carry forward orthodontic activity (UOA)	0
Baseline contract value	£192,690.25

### ACCESS\*

Patients seen in 24 months	Total	Change since previous quarter
Quarter ending March 2018	2,153	
Quarter ending June 2018	2,199	↑
Quarter ending September 2018	2,186	→
Quarter ending December 2018	2,232	↑
Quarter ending March 2019	2,318	↑
<b>Variance since March 2018</b>	<b>7.7%</b>	<b>↑</b>



### ACTIVITY



Adjusted Scheduled Activity (UDA)		
Month	2018	2019
April	-156	41
May	114	422
June	391	1,018
July	988	1,724
August	1,323	2,098
September	1,636	2,243
October	2,065	2,997
November	2,717	3,599
December	3,333	3,959
January	3,889	4,762
February	4,382	5,472
March	5,482	6,257
April	6,221	6,544
May	6,235	6,563
June	6,238	6,564

### QUALITY

	Quantity	Base Number	Contract	AT	Region	England
% of FP17s for the same patient ID Re-attending within 3 months - Children	39	624	6.3%	11.3%	12.3%	11.8%
% of FP17s for the same patient ID Re-attending within 3 months - Adults	321	2,084	15.4%	16.7%	15.9%	15.7%
% of FP17s for the same patient ID Re-attending between 3 & 9 months - Children	272	624	43.6%	54.4%	60.2%	58.9%
% of FP17s for the same patient ID Re-attending between 3 & 9 months - Adults	758	2,084	36.4%	45.0%	53.0%	50.8%
% of FP17s for Band 1 Urgent Courses	309	2,618	11.8%	11.7%	9.1%	9.1%
% of FP17s Relating to Free Repair or Replacements	11	2,618	0.4%	0.9%	1.0%	0.8%
% of FP17s Relating to Continuations	34	2,618	1.3%	1.2%	1.0%	0.9%
% of Patients satisfied with the dentistry they have received	3	3	N/A	90.2%	93.2%	92.5%
% of Patients satisfied with the time they had to wait for an appointment	3	3	N/A	87.9%	88.1%	87.0%

\* This is based on patients treated on this contract for their most recent course of treatment.  
 Figures in *italics* indicate the base number of FP17s or Patient Questionnaire responses are less than 100. N/A is shown where the base number of responses is less than 10 during the period. % is calculated as Quantity/Base number\*100

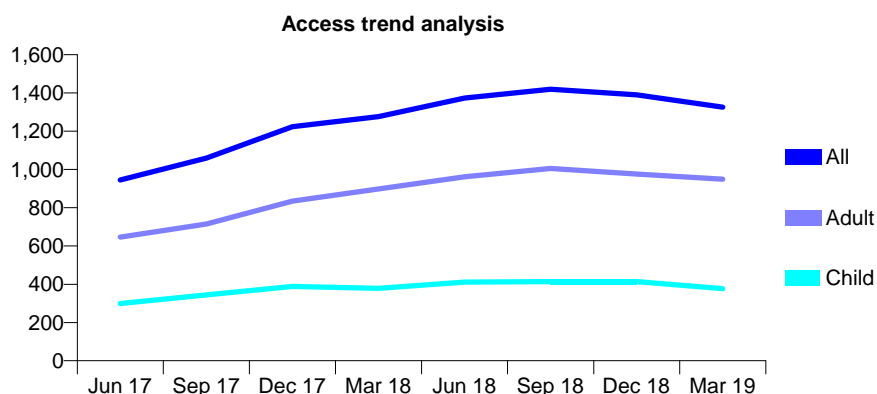
## Q48 - Vital Signs At a Glance Contract Report for 174343/0009 - Year end March 2019

Name or company name	Bridgewater Community Healthcare NHS F
Contract type name	PDS Contract
Purpose of contract	General
Contract start date	01/04/2015
Contract end date	31/03/2021

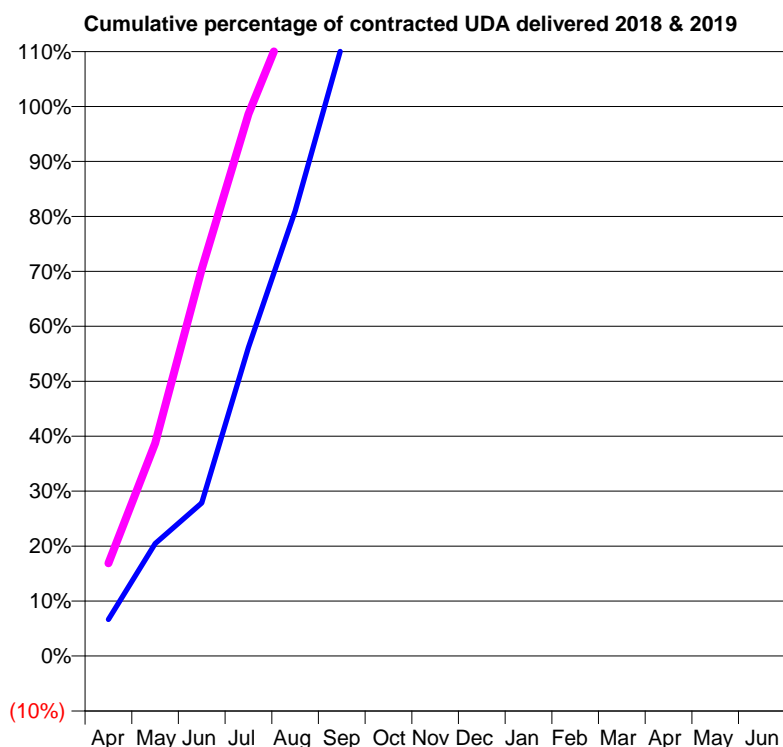
18/19 Contracted general activity (UDA)	992
Carry forward general activity (UDA)	0
18/19 Contracted orthodontic activity (UOA)	0
Carry forward orthodontic activity (UOA)	0
Baseline contract value	£342,546.09

### ACCESS\*

Patients seen in 24 months	Total	Change since previous quarter
Quarter ending March 2018	1,276	
Quarter ending June 2018	1,373	↑
Quarter ending September 2018	1,419	↑
Quarter ending December 2018	1,390	↓
Quarter ending March 2019	1,326	↓
<b>Variance since March 2018</b>	<b>3.9%</b>	<b>↑</b>



### ACTIVITY



Adjusted Scheduled Activity (UDA)		
Month	2018	2019
April	66	167
May	203	384
June	276	698
July	557	978
August	803	1,185
September	1,101	1,438
October	1,388	1,697
November	1,591	2,002
December	1,998	2,186
January	2,294	2,411
February	2,620	2,706
March	2,944	2,877
April	3,055	2,959
May	3,064	2,974
June	3,065	2,978

### QUALITY

	Quantity	Base Number	Contract	AT	Region	England
% of FP17s for the same patient ID Re-attending within 3 months - Children	41	594	6.9%	11.3%	12.3%	11.8%
% of FP17s for the same patient ID Re-attending within 3 months - Adults	135	1,142	11.8%	16.7%	15.9%	15.7%
% of FP17s for the same patient ID Re-attending between 3 & 9 months - Children	154	594	25.9%	54.4%	60.2%	58.9%
% of FP17s for the same patient ID Re-attending between 3 & 9 months - Adults	496	1,142	43.4%	45.0%	53.0%	50.8%
% of FP17s for Band 1 Urgent Courses	71	1,706	4.2%	11.7%	9.1%	9.1%
% of FP17s Relating to Free Repair or Replacements	1	1,706	0.1%	0.9%	1.0%	0.8%
% of FP17s Relating to Continuations	6	1,706	0.4%	1.2%	1.0%	0.9%
% of Patients satisfied with the dentistry they have received	1	1	N/A	90.2%	93.2%	92.5%
% of Patients satisfied with the time they had to wait for an appointment	1	1	N/A	87.9%	88.1%	87.0%

\* This is based on patients treated on this contract for their most recent course of treatment.

Figures in italics indicate the base number of FP17s or Patient Questionnaire responses are less than 100. N/A is shown where the base number of responses is less than 10 during the period. % is calculated as Quantity/Base number\*100



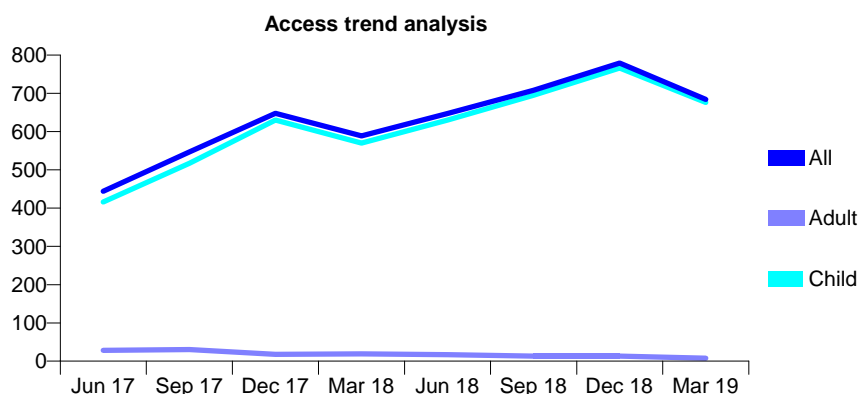
## Q48 - Vital Signs At a Glance Contract Report for 174343/0010 - Year end March 2019

Name or company name	Bridgewater Community Healthcare NHS F
Contract type name	PDS Contract
Purpose of contract	General
Contract start date	01/04/2015
Contract end date	31/03/2021

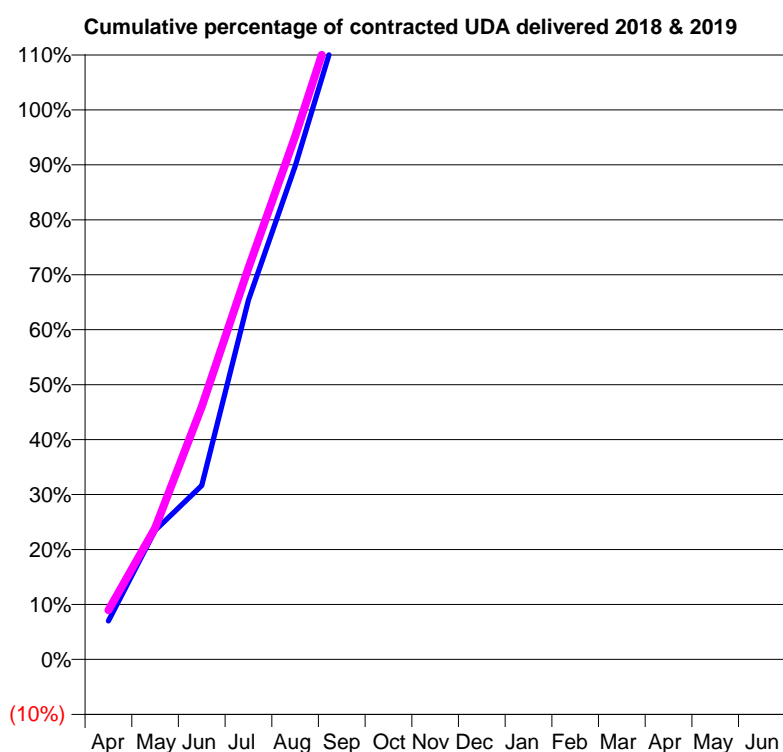
18/19 Contracted general activity (UDA)	771
Carry forward general activity (UDA)	0
18/19 Contracted orthodontic activity (UOA)	0
Carry forward orthodontic activity (UOA)	0
Baseline contract value	£652,975.32

### ACCESS\*

Patients seen in 24 months	Total	Change since previous quarter
Quarter ending March 2018	589	
Quarter ending June 2018	647	↑
Quarter ending September 2018	708	↑
Quarter ending December 2018	779	↑
Quarter ending March 2019	684	↓
<b>Variance since March 2018</b>	<b>16.1%</b>	<b>↑</b>



### ACTIVITY



Adjusted Scheduled Activity (UDA)		
Month	2018	2019
April	54	69
May	181	184
June	244	354
July	504	549
August	692	734
September	906	934
October	1,065	1,201
November	1,204	1,527
December	1,492	1,718
January	1,698	1,934
February	1,932	2,178
March	2,020	2,331
April	2,068	2,423
May	2,076	2,429
June	2,077	2,429

### QUALITY

	Quantity	Base Number	Contract	AT	Region	England
% of FP17s for the same patient ID Re-attending within 3 months - Children	13	975	1.3%	11.3%	12.3%	11.8%
% of FP17s for the same patient ID Re-attending within 3 months - Adults	0	6	0.0%	16.7%	15.9%	15.7%
% of FP17s for the same patient ID Re-attending between 3 & 9 months - Children	5	975	0.5%	54.4%	60.2%	58.9%
% of FP17s for the same patient ID Re-attending between 3 & 9 months - Adults	0	6	0.0%	45.0%	53.0%	50.8%
% of FP17s for Band 1 Urgent Courses	6	991	0.6%	11.7%	9.1%	9.1%
% of FP17s Relating to Free Repair or Replacements	0	991	0.0%	0.9%	1.0%	0.8%
% of FP17s Relating to Continuations	0	991	0.0%	1.2%	1.0%	0.9%
% of Patients satisfied with the dentistry they have received	0	0	N/A	90.2%	93.2%	92.5%
% of Patients satisfied with the time they had to wait for an appointment	0	0	N/A	87.9%	88.1%	87.0%

\* This is based on patients treated on this contract for their most recent course of treatment.

Figures in italics indicate the base number of FP17s or Patient Questionnaire responses are less than 100. N/A is shown where the base number of responses is less than 10 during the period. % is calculated as Quantity/Base number\*100

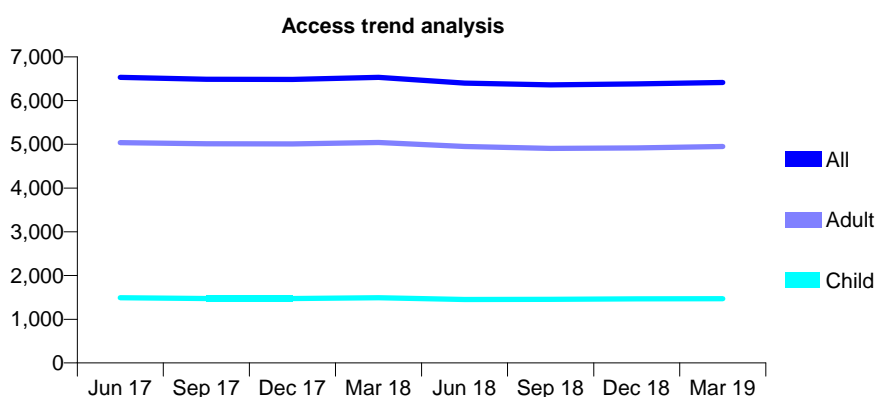
## Q48 - Vital Signs At a Glance Contract Report for 176613/0001 - Year end March 2019

Name or company name	Cromer House Dental Practice Limited
Contract type name	GDS Contract
Purpose of contract	General
Contract start date	01/05/2014
Contract end date	

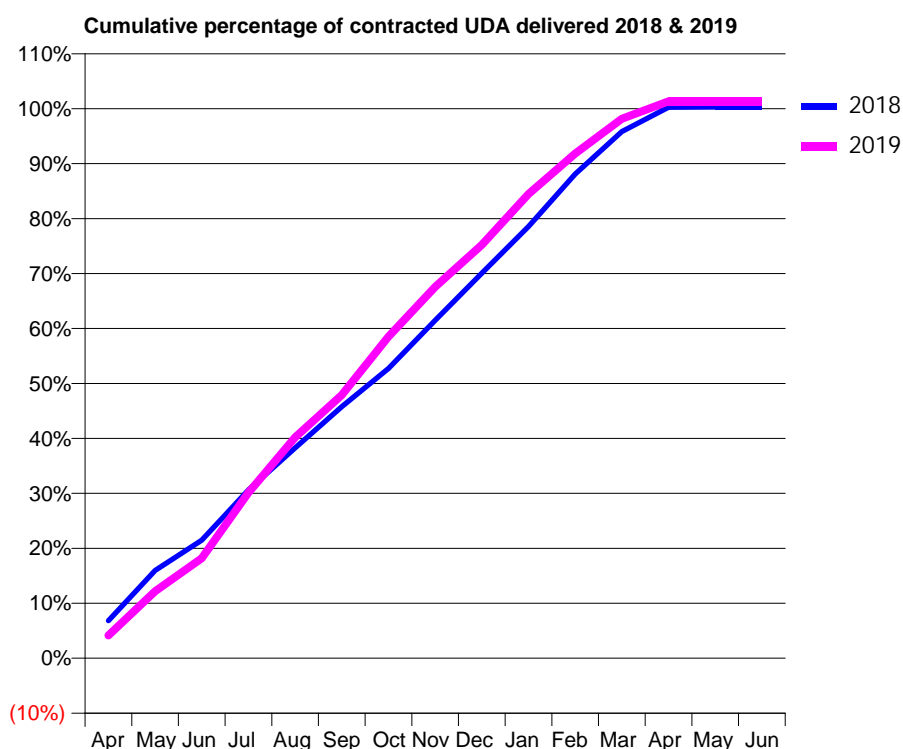
18/19 Contracted general activity (UDA)	19,995
Carry forward general activity (UDA)	0
18/19 Contracted orthodontic activity (UOA)	0
Carry forward orthodontic activity (UOA)	0
Baseline contract value	£525,844.29

### ACCESS\*

Patients seen in 24 months	Total	Change since previous quarter
Quarter ending March 2018	6,533	
Quarter ending June 2018	6,400	↓
Quarter ending September 2018	6,359	→
Quarter ending December 2018	6,383	→
Quarter ending March 2019	6,416	→
<b>Variance since March 2018</b>	<b>(1.8%)</b>	<b>↓</b>



### ACTIVITY



Adjusted Scheduled Activity (UDA)		
Month	2018	2019
April	1,368	834
May	3,194	2,438
June	4,295	3,637
July	6,122	6,026
August	7,656	8,040
September	9,148	9,577
October	10,542	11,699
November	12,299	13,510
December	14,008	15,039
January	15,707	16,887
February	17,616	18,362
March	19,159	19,622
April	20,047	20,258
May	20,055	20,259
June	20,055	20,259

### QUALITY

	Quantity	Base Number	Contract	AT	Region	England
% of FP17s for the same patient ID Re-attending within 3 months - Children	392	2,265	17.3%	11.3%	12.3%	11.8%
% of FP17s for the same patient ID Re-attending within 3 months - Adults	1,191	6,922	17.2%	16.7%	15.9%	15.7%
% of FP17s for the same patient ID Re-attending between 3 & 9 months - Children	1,099	2,265	48.5%	54.4%	60.2%	58.9%
% of FP17s for the same patient ID Re-attending between 3 & 9 months - Adults	3,433	6,922	49.6%	45.0%	53.0%	50.8%
% of FP17s for Band 1 Urgent Courses	1,049	9,049	11.6%	11.7%	9.1%	9.1%
% of FP17s Relating to Free Repair or Replacements	61	9,049	0.7%	0.9%	1.0%	0.8%
% of FP17s Relating to Continuations	106	9,049	1.2%	1.2%	1.0%	0.9%
% of Patients satisfied with the dentistry they have received	6	6	N/A	90.2%	93.2%	92.5%
% of Patients satisfied with the time they had to wait for an appointment	6	6	N/A	87.9%	88.1%	87.0%

\* This is based on patients treated on this contract for their most recent course of treatment.

Figures in italics indicate the base number of FP17s or Patient Questionnaire responses are less than 100. N/A is shown where the base number of responses is less than 10 during the period. % is calculated as Quantity/Base number\*100

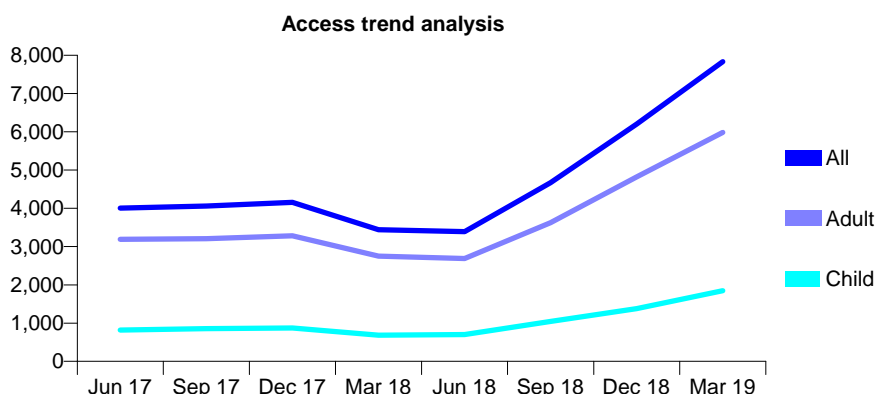
## Q48 - Vital Signs At a Glance Contract Report for 177326/0001 - Year end March 2019

Name or company name	The Dental House
Contract type name	GDS Contract
Purpose of contract	General
Contract start date	01/04/2015
Contract end date	

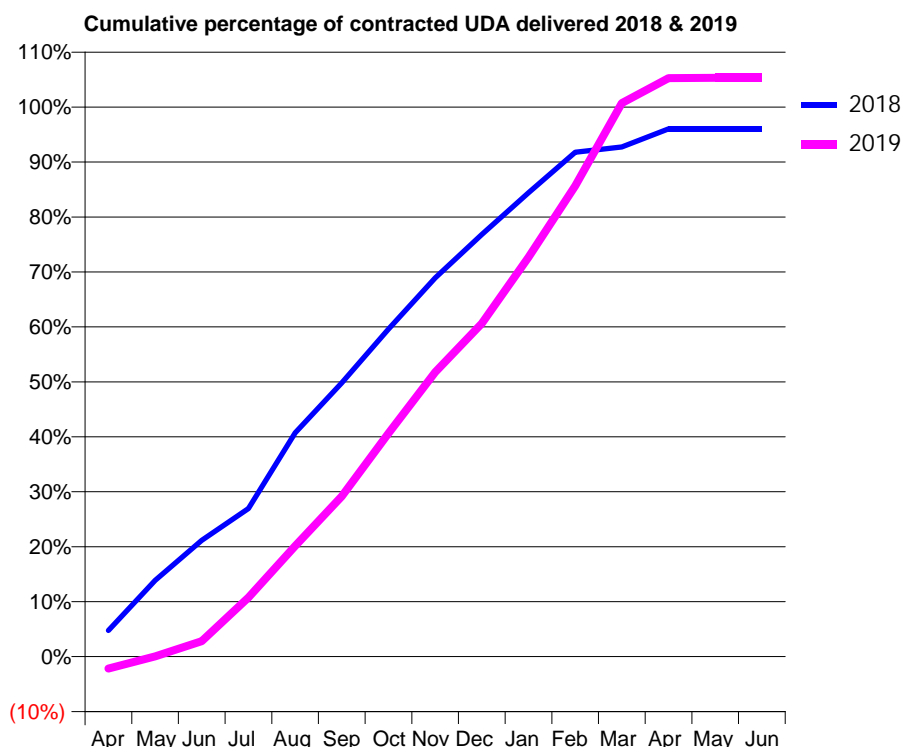
18/19 Contracted general activity (UDA)	24,269
Carry forward general activity (UDA)	534
18/19 Contracted orthodontic activity (UOA)	0
Carry forward orthodontic activity (UOA)	0
Baseline contract value	£636,675.11

### ACCESS\*

Patients seen in 24 months	Total	Change since previous quarter
Quarter ending March 2018	3,439	
Quarter ending June 2018	3,389	↓
Quarter ending September 2018	4,668	↑
Quarter ending December 2018	6,198	↑
Quarter ending March 2019	7,831	↑
<b>Variance since March 2018</b>	<b>127.7%</b>	<b>↑</b>



### ACTIVITY



Month	Adjusted Scheduled Activity (UDA)	
	2018	2019
April	640	-534
May	1,868	8
June	2,842	684
July	3,621	2,609
August	5,474	4,890
September	6,691	7,080
October	8,007	9,864
November	9,259	12,566
December	10,320	14,711
January	11,341	17,638
February	12,329	20,793
March	12,459	24,446
April	12,902	25,546
May	12,902	25,559
June	12,902	25,559

### QUALITY

	Quantity	Base Number	Contract	AT	Region	England
% of FP17s for the same patient ID Re-attending within 3 months - Children	171	2,552	6.7%	11.3%	12.3%	11.8%
% of FP17s for the same patient ID Re-attending within 3 months - Adults	846	8,021	10.5%	16.7%	15.9%	15.7%
% of FP17s for the same patient ID Re-attending between 3 & 9 months - Children	711	2,552	27.9%	54.4%	60.2%	58.9%
% of FP17s for the same patient ID Re-attending between 3 & 9 months - Adults	2,262	8,021	28.2%	45.0%	53.0%	50.8%
% of FP17s for Band 1 Urgent Courses	536	10,071	5.3%	11.7%	9.1%	9.1%
% of FP17s Relating to Free Repair or Replacements	79	10,071	0.8%	0.9%	1.0%	0.8%
% of FP17s Relating to Continuations	56	10,071	0.6%	1.2%	1.0%	0.9%
% of Patients satisfied with the dentistry they have received	9	11	81.8%	90.2%	93.2%	92.5%
% of Patients satisfied with the time they had to wait for an appointment	10	11	90.9%	87.9%	88.1%	87.0%

\* This is based on patients treated on this contract for their most recent course of treatment.  
 Figures in *italics* indicate the base number of FP17s or Patient Questionnaire responses are less than 100. N/A is shown where the base number of responses is less than 10 during the period. % is calculated as Quantity/Base number\*100

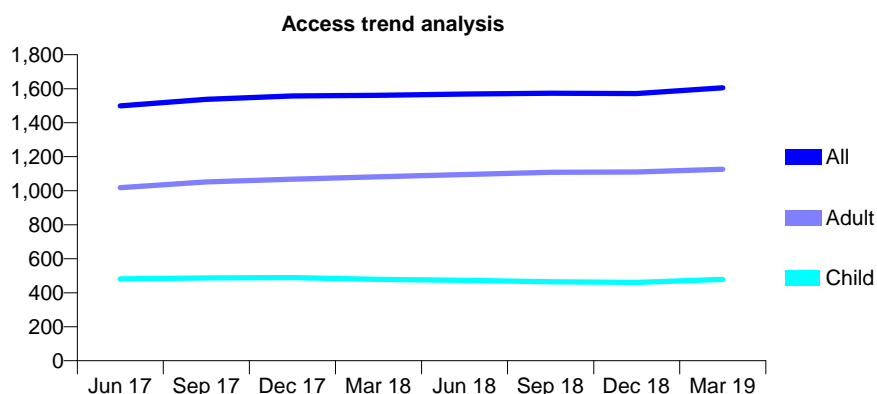
## Q48 - Vital Signs At a Glance Contract Report for 181528/0005 - Year end March 2019

Name or company name	Salaried Dental Service, Knowsley
Contract type name	PDS Contract
Purpose of contract	General
Contract start date	01/04/2015
Contract end date	31/03/2021

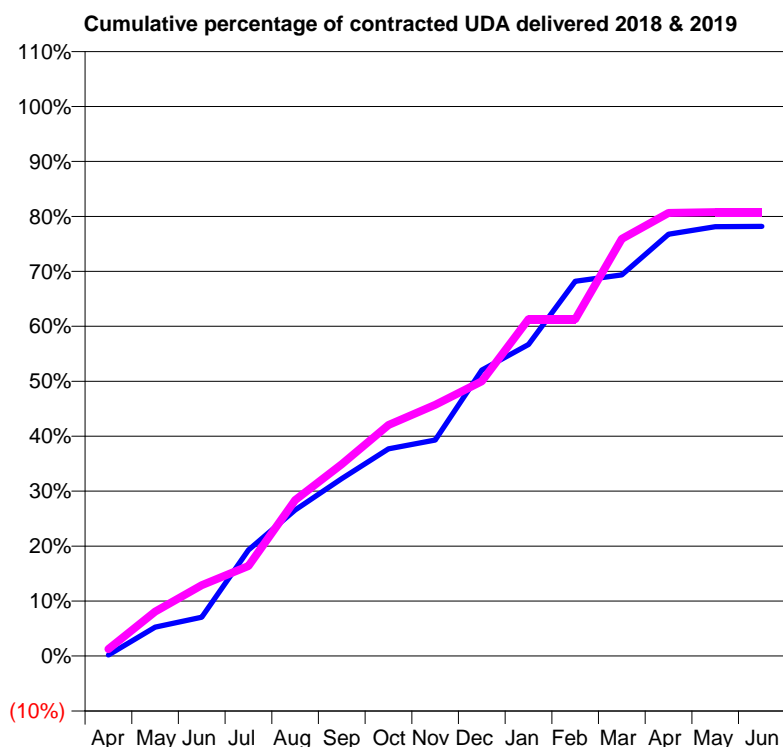
18/19 Contracted general activity (UDA)	3,393
Carry forward general activity (UDA)	0
18/19 Contracted orthodontic activity (UOA)	0
Carry forward orthodontic activity (UOA)	0
Baseline contract value	£435,010.44

### ACCESS\*

Patients seen in 24 months	Total	Change since previous quarter
Quarter ending March 2018	1,561	
Quarter ending June 2018	1,568	→
Quarter ending September 2018	1,573	→
Quarter ending December 2018	1,571	→
Quarter ending March 2019	1,605	↑
<b>Variance since March 2018</b>	<b>2.8%</b>	<b>↑</b>



### ACTIVITY



Adjusted Scheduled Activity (UDA)		
Month	2018	2019
April	7	43
May	178	274
June	240	438
July	655	556
August	902	963
September	1,096	1,185
October	1,279	1,426
November	1,334	1,551
December	1,765	1,695
January	1,923	2,080
February	2,314	2,080
March	2,353	2,575
April	2,604	2,735
May	2,651	2,740
June	2,653	2,740

### QUALITY

	Quantity	Base Number	Contract	AT	Region	England
% of FP17s for the same patient ID Re-attending within 3 months - Children	57	626	9.1%	11.3%	12.3%	11.8%
% of FP17s for the same patient ID Re-attending within 3 months - Adults	176	1,368	12.9%	16.7%	15.9%	15.7%
% of FP17s for the same patient ID Re-attending between 3 & 9 months - Children	319	626	51.0%	54.4%	60.2%	58.9%
% of FP17s for the same patient ID Re-attending between 3 & 9 months - Adults	624	1,368	45.6%	45.0%	53.0%	50.8%
% of FP17s for Band 1 Urgent Courses	102	1,171	8.7%	11.7%	9.1%	9.1%
% of FP17s Relating to Free Repair or Replacements	14	1,171	1.2%	0.9%	1.0%	0.8%
% of FP17s Relating to Continuations	8	1,171	0.7%	1.2%	1.0%	0.9%
% of Patients satisfied with the dentistry they have received	1	1	N/A	90.2%	93.2%	92.5%
% of Patients satisfied with the time they had to wait for an appointment	1	1	N/A	87.9%	88.1%	87.0%

\* This is based on patients treated on this contract for their most recent course of treatment.

Figures in italics indicate the base number of FP17s or Patient Questionnaire responses are less than 100. N/A is shown where the base number of responses is less than 10 during the period. % is calculated as Quantity/Base number\*100

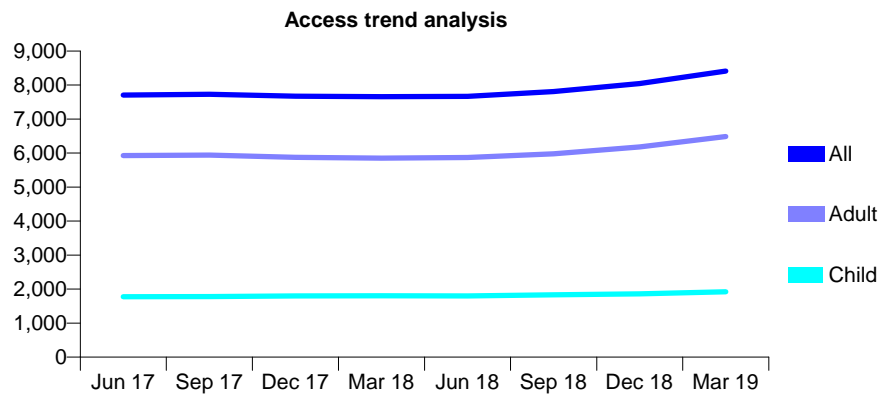
## Q48 - Vital Signs At a Glance Contract Report for 182419/0001 - Year end March 2019

Name or company name	Morris & Partners
Contract type name	GDS Contract
Purpose of contract	General
Contract start date	01/04/2011
Contract end date	

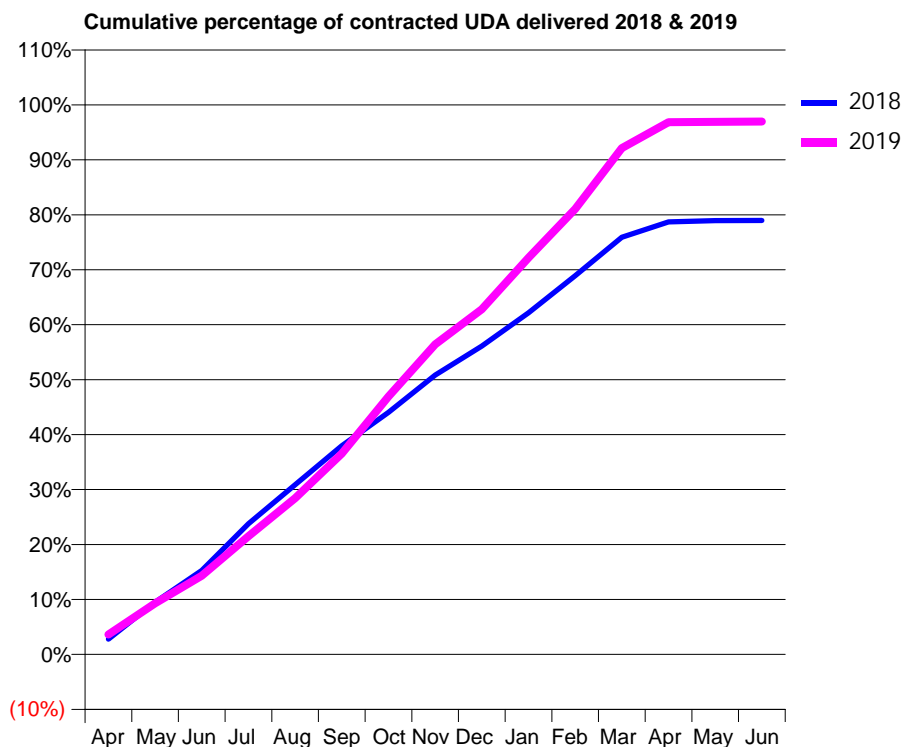
18/19 Contracted general activity (UDA)	25,360
Carry forward general activity (UDA)	0
18/19 Contracted orthodontic activity (UOA)	0
Carry forward orthodontic activity (UOA)	0
Baseline contract value	£665,305.67

### ACCESS\*

Patients seen in 24 months	Total	Change since previous quarter
Quarter ending March 2018	7,656	
Quarter ending June 2018	7,670	→
Quarter ending September 2018	7,810	→
Quarter ending December 2018	8,046	↑
Quarter ending March 2019	8,410	↑
<b>Variance since March 2018</b>	<b>9.8%</b>	<b>↑</b>



### ACTIVITY



Adjusted Scheduled Activity (UDA)		
Month	2018	2019
April	706	921
May	2,417	2,359
June	3,872	3,625
July	6,031	5,457
August	7,831	7,218
September	9,625	9,264
October	11,175	11,907
November	12,891	14,310
December	14,233	15,931
January	15,762	18,306
February	17,474	20,560
March	19,255	23,364
April	19,963	24,561
May	20,017	24,578
June	20,028	24,588

### QUALITY

	Quantity	Base Number	Contract	AT	Region	England
% of FP17s for the same patient ID Re-attending within 3 months - Children	171	2,597	6.6%	11.3%	12.3%	11.8%
% of FP17s for the same patient ID Re-attending within 3 months - Adults	1,184	8,140	14.5%	16.7%	15.9%	15.7%
% of FP17s for the same patient ID Re-attending between 3 & 9 months - Children	1,219	2,597	46.9%	54.4%	60.2%	58.9%
% of FP17s for the same patient ID Re-attending between 3 & 9 months - Adults	3,134	8,140	38.5%	45.0%	53.0%	50.8%
% of FP17s for Band 1 Urgent Courses	1,000	10,835	9.2%	11.7%	9.1%	9.1%
% of FP17s Relating to Free Repair or Replacements	139	10,835	1.3%	0.9%	1.0%	0.8%
% of FP17s Relating to Continuations	213	10,835	2.0%	1.2%	1.0%	0.9%
% of Patients satisfied with the dentistry they have received	6	6	N/A	90.2%	93.2%	92.5%
% of Patients satisfied with the time they had to wait for an appointment	5	6	N/A	87.9%	88.1%	87.0%

\* This is based on patients treated on this contract for their most recent course of treatment.

Figures in italics indicate the base number of FP17s or Patient Questionnaire responses are less than 100. N/A is shown where the base number of responses is less than 10 during the period. % is calculated as Quantity/Base number\*100

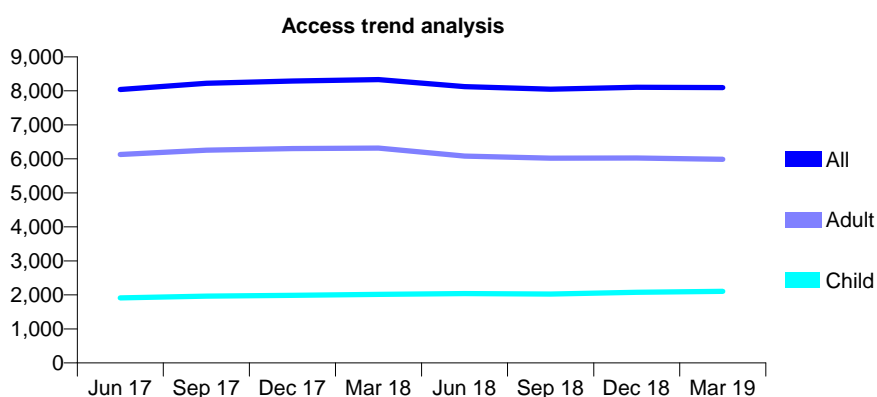
## Q48 - Vital Signs At a Glance Contract Report for 184632/0001 - Year end March 2019

Name or company name	Hale Road Dental Practice Limited
Contract type name	GDS Contract
Purpose of contract	General
Contract start date	01/02/2014
Contract end date	

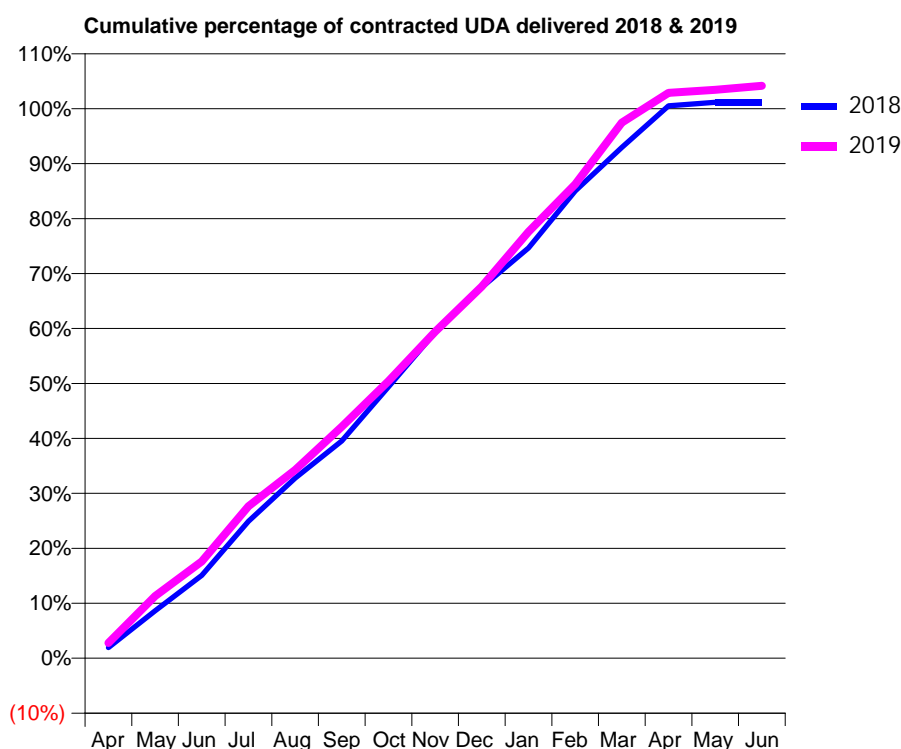
18/19 Contracted general activity (UDA)	22,467
Carry forward general activity (UDA)	308
18/19 Contracted orthodontic activity (UOA)	0
Carry forward orthodontic activity (UOA)	0
Baseline contract value	£610,409.41

### ACCESS\*

Patients seen in 24 months	Total	Change since previous quarter
Quarter ending March 2018	8,332	
Quarter ending June 2018	8,123	↓
Quarter ending September 2018	8,048	→
Quarter ending December 2018	8,102	→
Quarter ending March 2019	8,096	→
<b>Variance since March 2018</b>	<b>(2.8%)</b>	<b>↓</b>



### ACTIVITY



Adjusted Scheduled Activity (UDA)		
Month	2018	2019
April	432	623
May	1,945	2,541
June	3,388	3,958
July	5,594	6,213
August	7,365	7,694
September	8,885	9,465
October	11,090	11,327
November	13,325	13,350
December	15,164	15,197
January	16,775	17,433
February	19,102	19,381
March	20,881	21,891
April	22,581	23,115
May	22,727	23,236
June	22,727	23,399

### QUALITY

	Quantity	Base Number	Contract	AT	Region	England
% of FP17s for the same patient ID Re-attending within 3 months - Children	195	2,621	7.4%	11.3%	12.3%	11.8%
% of FP17s for the same patient ID Re-attending within 3 months - Adults	778	6,621	11.8%	16.7%	15.9%	15.7%
% of FP17s for the same patient ID Re-attending between 3 & 9 months - Children	1,093	2,621	41.7%	54.4%	60.2%	58.9%
% of FP17s for the same patient ID Re-attending between 3 & 9 months - Adults	2,578	6,621	38.9%	45.0%	53.0%	50.8%
% of FP17s for Band 1 Urgent Courses	1,612	9,162	17.6%	11.7%	9.1%	9.1%
% of FP17s Relating to Free Repair or Replacements	67	9,162	0.7%	0.9%	1.0%	0.8%
% of FP17s Relating to Continuations	20	9,162	0.2%	1.2%	1.0%	0.9%
% of Patients satisfied with the dentistry they have received	1	1	N/A	90.2%	93.2%	92.5%
% of Patients satisfied with the time they had to wait for an appointment	1	1	N/A	87.9%	88.1%	87.0%

\* This is based on patients treated on this contract for their most recent course of treatment.

Figures in italics indicate the base number of FP17s or Patient Questionnaire responses are less than 100. N/A is shown where the base number of responses is less than 10 during the period. % is calculated as Quantity/Base number\*100

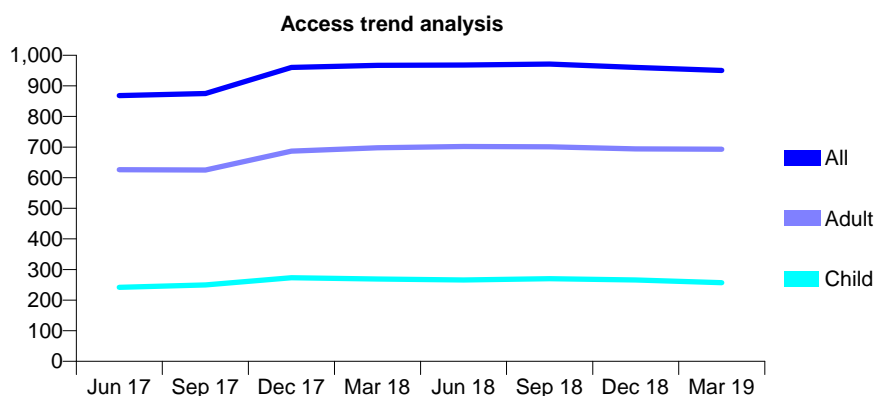
## Q48 - Vital Signs At a Glance Contract Report for 185280/0001 - Year end March 2019

Name or company name	Aigburth Smile Centre
Contract type name	GDS Contract
Purpose of contract	General
Contract start date	01/04/2011
Contract end date	

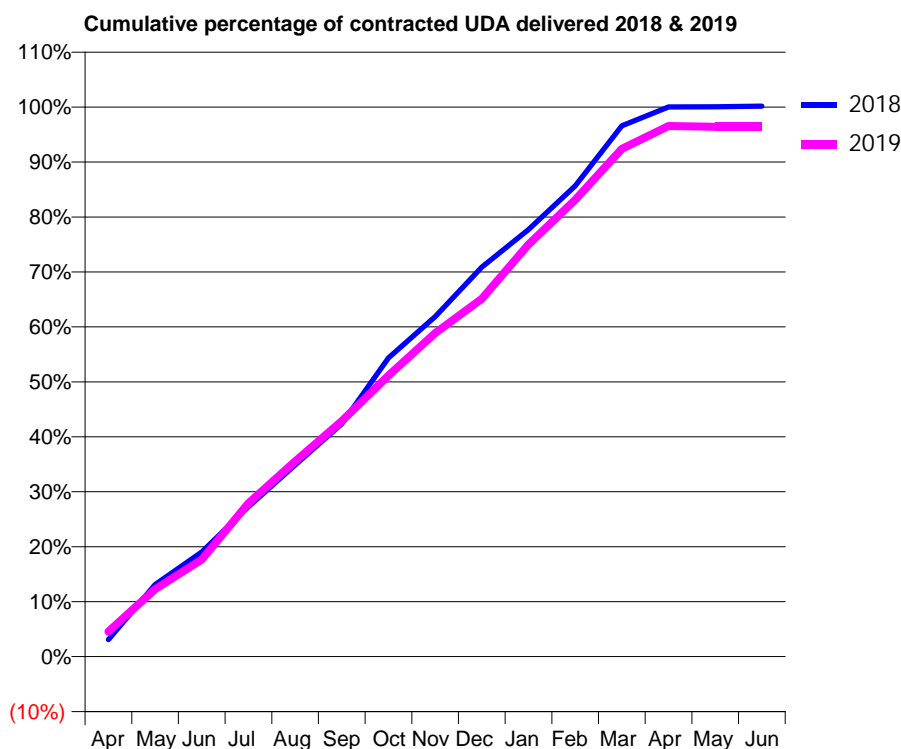
18/19 Contracted general activity (UDA)	2,666
Carry forward general activity (UDA)	0
18/19 Contracted orthodontic activity (UOA)	0
Carry forward orthodontic activity (UOA)	0
Baseline contract value	£69,941.05

### ACCESS\*

Patients seen in 24 months	Total	Change since previous quarter
Quarter ending March 2018	967	
Quarter ending June 2018	968	→
Quarter ending September 2018	971	→
Quarter ending December 2018	960	↓
Quarter ending March 2019	950	↓
<b>Variance since March 2018</b>	<b>(1.8%)</b>	<b>↓</b>



### ACTIVITY



Adjusted Scheduled Activity (UDA)		
Month	2018	2019
April	83	122
May	350	328
June	508	472
July	728	745
August	930	947
September	1,129	1,142
October	1,449	1,364
November	1,649	1,569
December	1,889	1,736
January	2,072	1,999
February	2,284	2,216
March	2,575	2,463
April	2,666	2,574
May	2,667	2,570
June	2,670	2,570

### QUALITY

	Quantity	Base Number	Contract	AT	Region	England
% of FP17s for the same patient ID Re-attending within 3 months - Children	36	371	9.7%	11.3%	12.3%	11.8%
% of FP17s for the same patient ID Re-attending within 3 months - Adults	135	893	15.1%	16.7%	15.9%	15.7%
% of FP17s for the same patient ID Re-attending between 3 & 9 months - Children	210	371	56.6%	54.4%	60.2%	58.9%
% of FP17s for the same patient ID Re-attending between 3 & 9 months - Adults	430	893	48.2%	45.0%	53.0%	50.8%
% of FP17s for Band 1 Urgent Courses	111	1,256	8.8%	11.7%	9.1%	9.1%
% of FP17s Relating to Free Repair or Replacements	1	1,256	0.1%	0.9%	1.0%	0.8%
% of FP17s Relating to Continuations	0	1,256	0.0%	1.2%	1.0%	0.9%
% of Patients satisfied with the dentistry they have received	0	0	N/A	90.2%	93.2%	92.5%
% of Patients satisfied with the time they had to wait for an appointment	0	0	N/A	87.9%	88.1%	87.0%

\* This is based on patients treated on this contract for their most recent course of treatment.  
 Figures in *italics* indicate the base number of FP17s or Patient Questionnaire responses are less than 100. N/A is shown where the base number of responses is less than 10 during the period. % is calculated as Quantity/Base number\*100



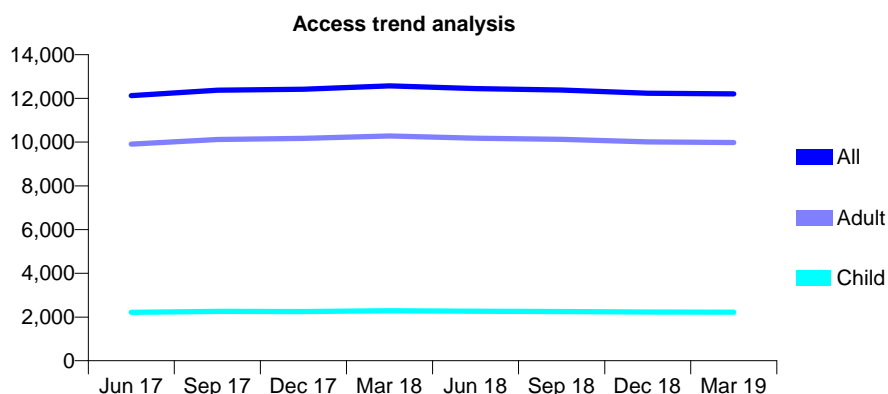
## Q48 - Vital Signs At a Glance Contract Report for 187135/0001 - Year end March 2019

Name or company name	Old Mill Lane Dental Practice Partnership
Contract type name	GDS Contract
Purpose of contract	General
Contract start date	01/06/2015
Contract end date	

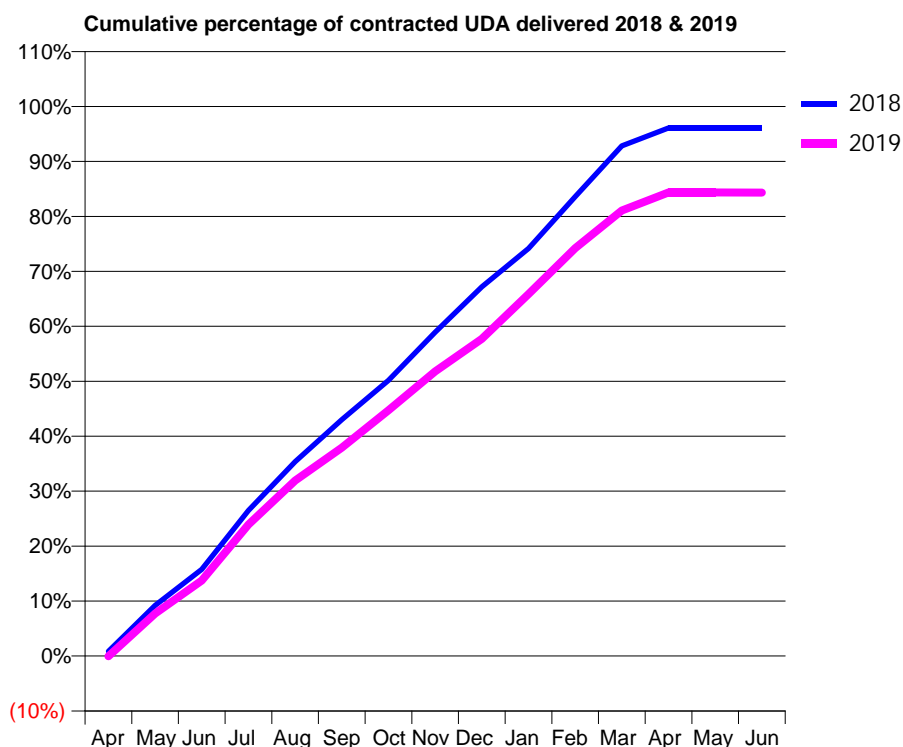
18/19 Contracted general activity (UDA)	34,136
Carry forward general activity (UDA)	1,339
18/19 Contracted orthodontic activity (UOA)	0
Carry forward orthodontic activity (UOA)	0
Baseline contract value	£1,150,527.98

### ACCESS\*

Patients seen in 24 months	Total	Change since previous quarter
Quarter ending March 2018	12,569	
Quarter ending June 2018	12,447	→
Quarter ending September 2018	12,383	→
Quarter ending December 2018	12,235	↓
Quarter ending March 2019	12,204	→
<b>Variance since March 2018</b>	<b>(2.9%)</b>	<b>↓</b>



### ACTIVITY



Adjusted Scheduled Activity (UDA)		
Month	2018	2019
April	298	-19
May	3,147	2,635
June	5,379	4,694
July	9,039	8,165
August	12,075	10,896
September	14,684	12,937
October	17,126	15,264
November	20,113	17,686
December	22,926	19,706
January	25,320	22,479
February	28,537	25,336
March	31,692	27,669
April	32,798	28,787
May	32,798	28,787
June	32,797	28,784

### QUALITY

	Quantity	Base Number	Contract	AT	Region	England
% of FP17s for the same patient ID Re-attending within 3 months - Children	254	3,773	6.7%	11.3%	12.3%	11.8%
% of FP17s for the same patient ID Re-attending within 3 months - Adults	1,635	12,120	13.5%	16.7%	15.9%	15.7%
% of FP17s for the same patient ID Re-attending between 3 & 9 months - Children	2,597	3,773	68.8%	54.4%	60.2%	58.9%
% of FP17s for the same patient ID Re-attending between 3 & 9 months - Adults	4,404	12,120	36.3%	45.0%	53.0%	50.8%
% of FP17s for Band 1 Urgent Courses	1,341	15,845	8.5%	11.7%	9.1%	9.1%
% of FP17s Relating to Free Repair or Replacements	118	15,845	0.7%	0.9%	1.0%	0.8%
% of FP17s Relating to Continuations	243	15,845	1.5%	1.2%	1.0%	0.9%
% of Patients satisfied with the dentistry they have received	13	13	100.0%	90.2%	93.2%	92.5%
% of Patients satisfied with the time they had to wait for an appointment	12	13	92.3%	87.9%	88.1%	87.0%

\* This is based on patients treated on this contract for their most recent course of treatment.

Figures in italics indicate the base number of FP17s or Patient Questionnaire responses are less than 100. N/A is shown where the base number of responses is less than 10 during the period. % is calculated as Quantity/Base number\*100

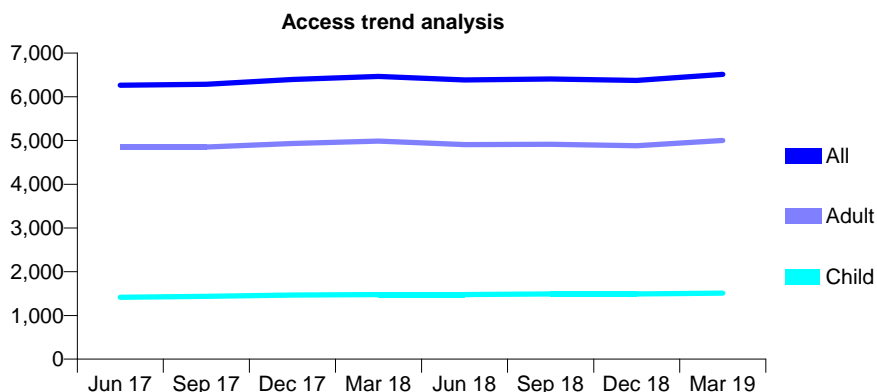
## Q48 - Vital Signs At a Glance Contract Report for 187372/0001 - Year end March 2019

Name or company name	KDP Care Limited
Contract type name	GDS Contract
Purpose of contract	General
Contract start date	01/05/2014
Contract end date	

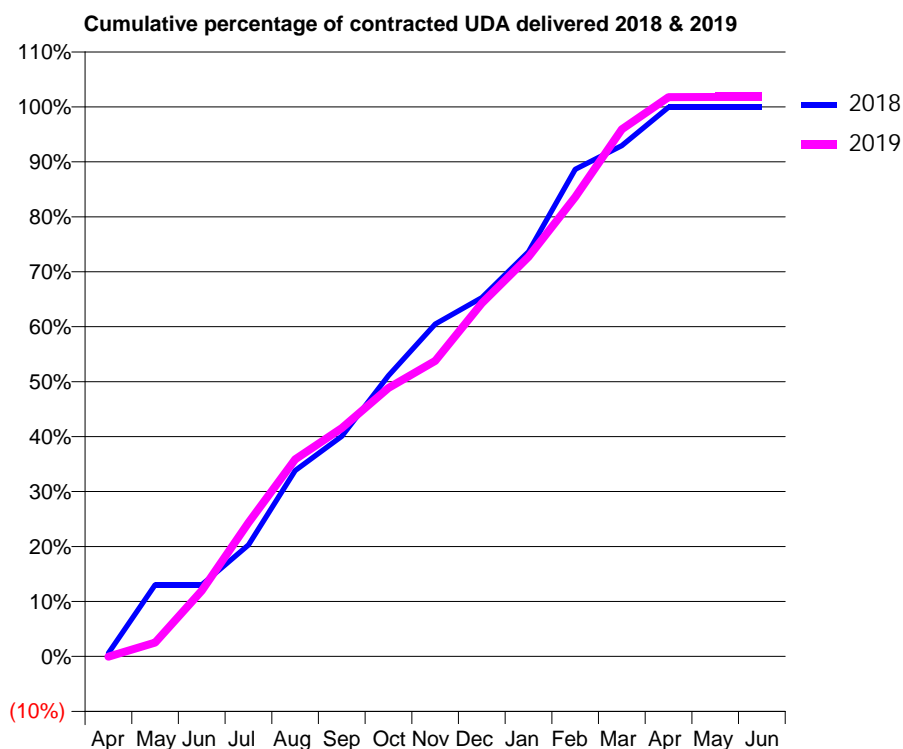
18/19 Contracted general activity (UDA)	18,348
Carry forward general activity (UDA)	10
18/19 Contracted orthodontic activity (UOA)	0
Carry forward orthodontic activity (UOA)	0
Baseline contract value	£602,815.70

### ACCESS\*

Patients seen in 24 months	Total	Change since previous quarter
Quarter ending March 2018	6,465	
Quarter ending June 2018	6,386	↓
Quarter ending September 2018	6,406	→
Quarter ending December 2018	6,373	→
Quarter ending March 2019	6,514	↑
<b>Variance since March 2018</b>	<b>0.8%</b>	<b>→</b>



### ACTIVITY



Adjusted Scheduled Activity (UDA)		
Month	2018	2019
April	109	-10
May	2,394	462
June	2,394	2,195
July	3,722	4,466
August	6,206	6,579
September	7,350	7,622
October	9,373	8,964
November	11,095	9,866
December	11,981	11,791
January	13,512	13,341
February	16,264	15,335
March	17,053	17,600
April	18,337	18,670
May	18,338	18,675
June	18,338	18,675

### QUALITY

	Quantity	Base Number	Contract	AT	Region	England
% of FP17s for the same patient ID Re-attending within 3 months - Children	138	2,178	6.3%	11.3%	12.3%	11.8%
% of FP17s for the same patient ID Re-attending within 3 months - Adults	822	6,574	12.5%	16.7%	15.9%	15.7%
% of FP17s for the same patient ID Re-attending between 3 & 9 months - Children	1,242	2,178	57.0%	54.4%	60.2%	58.9%
% of FP17s for the same patient ID Re-attending between 3 & 9 months - Adults	3,294	6,574	50.1%	45.0%	53.0%	50.8%
% of FP17s for Band 1 Urgent Courses	803	8,621	9.3%	11.7%	9.1%	9.1%
% of FP17s Relating to Free Repair or Replacements	31	8,621	0.4%	0.9%	1.0%	0.8%
% of FP17s Relating to Continuations	127	8,621	1.5%	1.2%	1.0%	0.9%
% of Patients satisfied with the dentistry they have received	9	10	90.0%	90.2%	93.2%	92.5%
% of Patients satisfied with the time they had to wait for an appointment	9	10	90.0%	87.9%	88.1%	87.0%

\* This is based on patients treated on this contract for their most recent course of treatment.

Figures in italics indicate the base number of FP17s or Patient Questionnaire responses are less than 100. N/A is shown where the base number of responses is less than 10 during the period. % is calculated as Quantity/Base number\*100

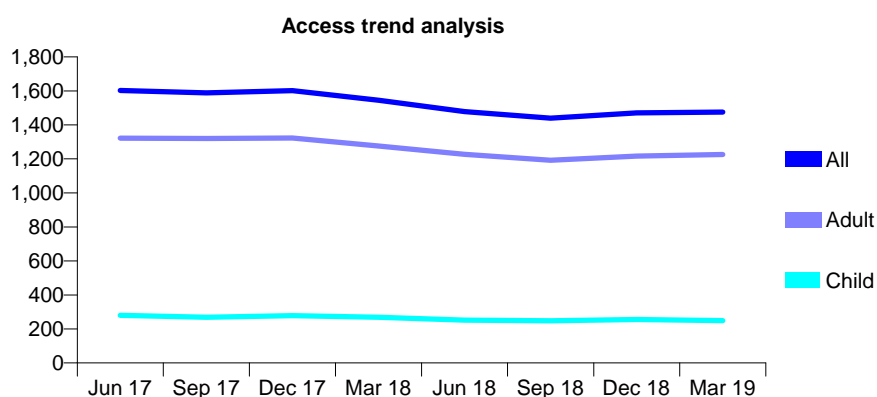
## Q48 - Vital Signs At a Glance Contract Report for 189871/0001 - Year end March 2019

Name or company name	St Johns Rd Dental Practice
Contract type name	PDS Contract
Purpose of contract	General
Contract start date	01/07/2011
Contract end date	30/06/2021

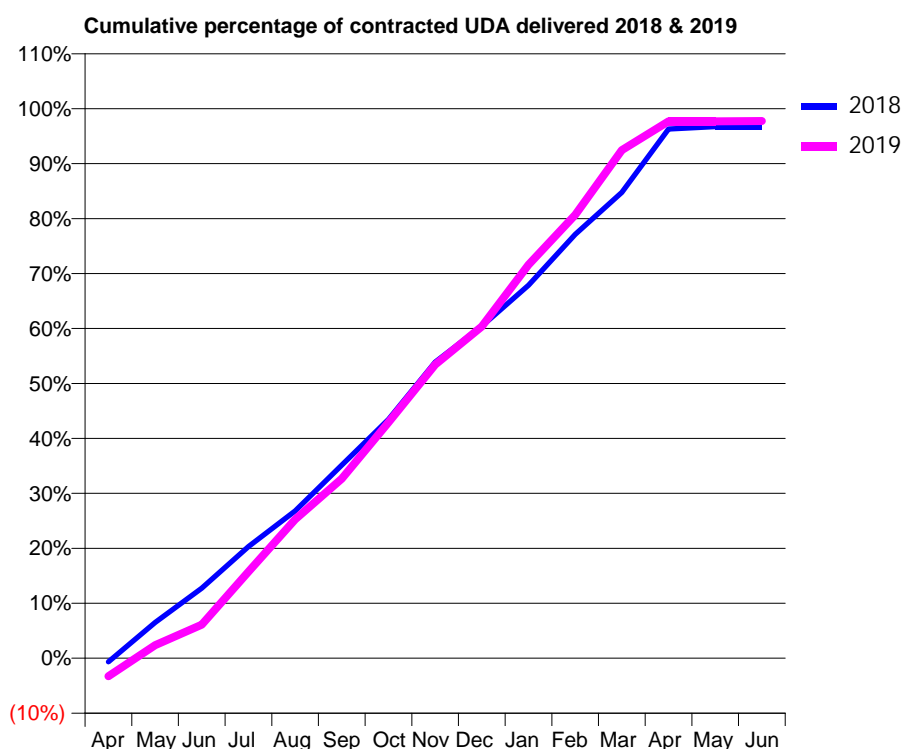
18/19 Contracted general activity (UDA)	6,652
Carry forward general activity (UDA)	218
18/19 Contracted orthodontic activity (UOA)	0
Carry forward orthodontic activity (UOA)	0
Baseline contract value	£229,374.51

### ACCESS\*

Patients seen in 24 months	Total	Change since previous quarter
Quarter ending March 2018	1,545	
Quarter ending June 2018	1,478	↓
Quarter ending September 2018	1,440	↓
Quarter ending December 2018	1,471	↑
Quarter ending March 2019	1,475	→
<b>Variance since March 2018</b>	<b>(4.5%)</b>	<b>↓</b>



### ACTIVITY



Adjusted Scheduled Activity (UDA)		
Month	2018	2019
April	-45	-218
May	433	159
June	848	407
July	1,352	1,046
August	1,783	1,682
September	2,339	2,172
October	2,892	2,854
November	3,585	3,554
December	4,019	4,015
January	4,514	4,764
February	5,131	5,366
March	5,637	6,149
April	6,406	6,498
May	6,434	6,499
June	6,434	6,503

### QUALITY

	Quantity	Base Number	Contract	AT	Region	England
% of FP17s for the same patient ID Re-attending within 3 months - Children	102	516	19.8%	11.3%	12.3%	11.8%
% of FP17s for the same patient ID Re-attending within 3 months - Adults	553	2,049	27.0%	16.7%	15.9%	15.7%
% of FP17s for the same patient ID Re-attending between 3 & 9 months - Children	304	516	58.9%	54.4%	60.2%	58.9%
% of FP17s for the same patient ID Re-attending between 3 & 9 months - Adults	1,009	2,049	49.2%	45.0%	53.0%	50.8%
% of FP17s for Band 1 Urgent Courses	217	2,455	8.8%	11.7%	9.1%	9.1%
% of FP17s Relating to Free Repair or Replacements	43	2,455	1.8%	0.9%	1.0%	0.8%
% of FP17s Relating to Continuations	96	2,455	3.9%	1.2%	1.0%	0.9%
% of Patients satisfied with the dentistry they have received	4	4	N/A	90.2%	93.2%	92.5%
% of Patients satisfied with the time they had to wait for an appointment	4	4	N/A	87.9%	88.1%	87.0%

\* This is based on patients treated on this contract for their most recent course of treatment.

Figures in italics indicate the base number of FP17s or Patient Questionnaire responses are less than 100. N/A is shown where the base number of responses is less than 10 during the period. % is calculated as Quantity/Base number\*100

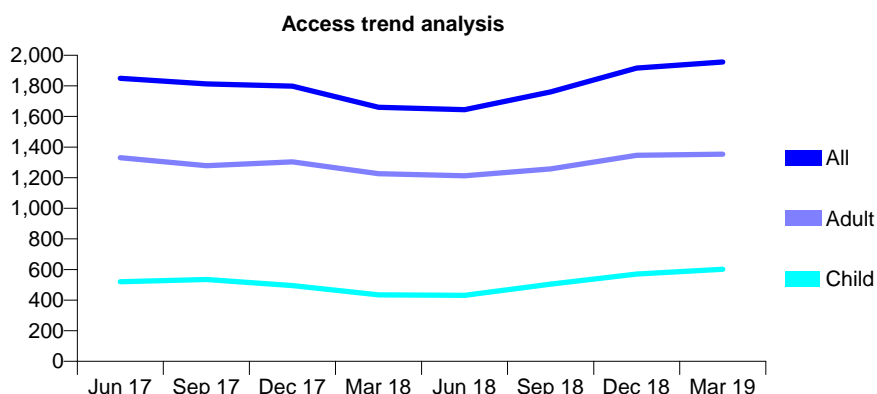
## Q48 - Vital Signs At a Glance Contract Report for 190020/0001 - Year end March 2019

Name or company name	Danescroft Dental Practice Ltd
Contract type name	GDS Contract
Purpose of contract	General
Contract start date	01/07/2009
Contract end date	

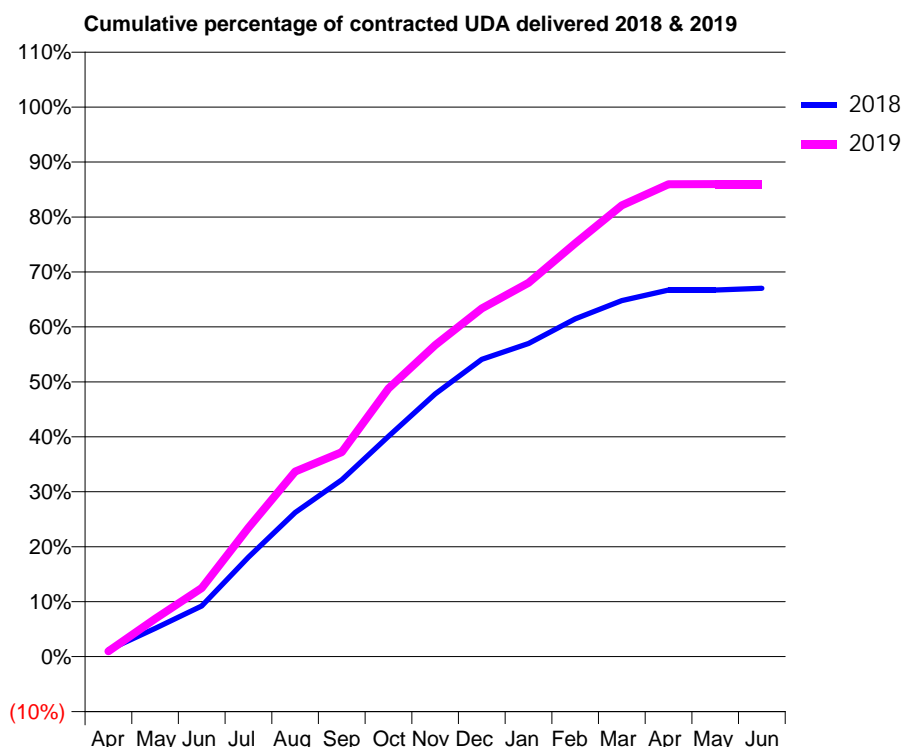
18/19 Contracted general activity (UDA)	6,926
Carry forward general activity (UDA)	0
18/19 Contracted orthodontic activity (UOA)	0
Carry forward orthodontic activity (UOA)	0
Baseline contract value	£214,496.65

### ACCESS\*

Patients seen in 24 months	Total	Change since previous quarter
Quarter ending March 2018	1,660	
Quarter ending June 2018	1,644	→
Quarter ending September 2018	1,761	↑
Quarter ending December 2018	1,917	↑
Quarter ending March 2019	1,956	↑
<b>Variance since March 2018</b>	<b>17.8%</b>	<b>↑</b>



### ACTIVITY



Adjusted Scheduled Activity (UDA)		
Month	2018	2019
April	83	68
May	357	476
June	637	864
July	1,255	1,624
August	1,817	2,334
September	2,228	2,578
October	2,776	3,380
November	3,312	3,925
December	3,747	4,387
January	3,945	4,711
February	4,257	5,209
March	4,486	5,687
April	4,620	5,953
May	4,619	5,956
June	4,643	5,956

### QUALITY

	Quantity	Base Number	Contract	AT	Region	England
% of FP17s for the same patient ID Re-attending within 3 months - Children	68	814	8.4%	11.3%	12.3%	11.8%
% of FP17s for the same patient ID Re-attending within 3 months - Adults	219	1,654	13.2%	16.7%	15.9%	15.7%
% of FP17s for the same patient ID Re-attending between 3 & 9 months - Children	218	814	26.8%	54.4%	60.2%	58.9%
% of FP17s for the same patient ID Re-attending between 3 & 9 months - Adults	494	1,654	29.9%	45.0%	53.0%	50.8%
% of FP17s for Band 1 Urgent Courses	419	2,513	16.7%	11.7%	9.1%	9.1%
% of FP17s Relating to Free Repair or Replacements	18	2,513	0.7%	0.9%	1.0%	0.8%
% of FP17s Relating to Continuations	28	2,513	1.1%	1.2%	1.0%	0.9%
% of Patients satisfied with the dentistry they have received	0	0	N/A	90.2%	93.2%	92.5%
% of Patients satisfied with the time they had to wait for an appointment	0	0	N/A	87.9%	88.1%	87.0%

\* This is based on patients treated on this contract for their most recent course of treatment.  
 Figures in *italics* indicate the base number of FP17s or Patient Questionnaire responses are less than 100. N/A is shown where the base number of responses is less than 10 during the period. % is calculated as Quantity/Base number\*100

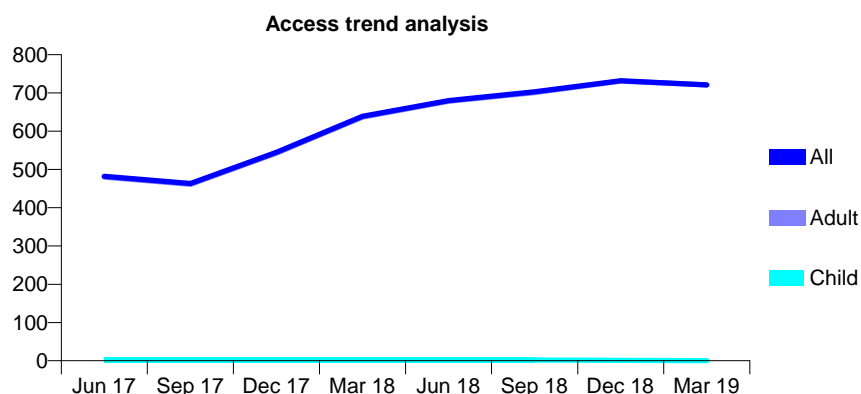
## Q48 - Vital Signs At a Glance Contract Report for 190020/0002 - Year end March 2019

Name or company name	Danescroft Dental Practice Ltd
Contract type name	GDS Contract
Purpose of contract	General
Contract start date	01/07/2009
Contract end date	

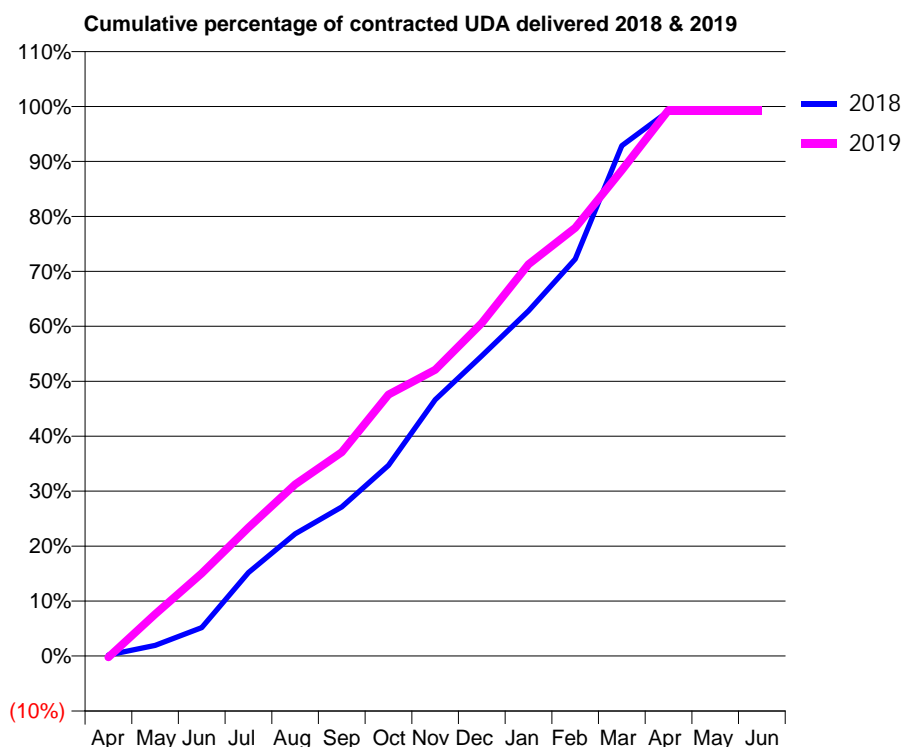
18/19 Contracted general activity (UDA)	2,100
Carry forward general activity (UDA)	18
18/19 Contracted orthodontic activity (UOA)	0
Carry forward orthodontic activity (UOA)	0
Baseline contract value	£196,128.76

### ACCESS\*

Patients seen in 24 months	Total	Change since previous quarter
Quarter ending March 2018	639	
Quarter ending June 2018	680	↑
Quarter ending September 2018	703	↑
Quarter ending December 2018	732	↑
Quarter ending March 2019	721	↓
<b>Variance since March 2018</b>	<b>12.8%</b>	<b>↑</b>



### ACTIVITY



Adjusted Scheduled Activity (UDA)		
Month	2018	2019
April	4	-5
May	41	160
June	109	316
July	319	491
August	467	656
September	570	779
October	729	999
November	979	1,094
December	1,147	1,272
January	1,319	1,497
February	1,517	1,636
March	1,950	1,856
April	2,082	2,086
May	2,082	2,086
June	2,082	2,086

### QUALITY

	Quantity	Base Number	Contract	AT	Region	England
% of FP17s for the same patient ID Re-attending within 3 months - Children	0	0	N/A	11.3%	12.3%	11.8%
% of FP17s for the same patient ID Re-attending within 3 months - Adults	35	450	7.8%	16.7%	15.9%	15.7%
% of FP17s for the same patient ID Re-attending between 3 & 9 months - Children	0	0	N/A	54.4%	60.2%	58.9%
% of FP17s for the same patient ID Re-attending between 3 & 9 months - Adults	46	450	10.2%	45.0%	53.0%	50.8%
% of FP17s for Band 1 Urgent Courses	0	461	0.0%	11.7%	9.1%	9.1%
% of FP17s Relating to Free Repair or Replacements	0	461	0.0%	0.9%	1.0%	0.8%
% of FP17s Relating to Continuations	16	461	3.5%	1.2%	1.0%	0.9%
% of Patients satisfied with the dentistry they have received	0	0	N/A	90.2%	93.2%	92.5%
% of Patients satisfied with the time they had to wait for an appointment	0	0	N/A	87.9%	88.1%	87.0%

\* This is based on patients treated on this contract for their most recent course of treatment.

Figures in italics indicate the base number of FP17s or Patient Questionnaire responses are less than 100. N/A is shown where the base number of responses is less than 10 during the period. % is calculated as Quantity/Base number\*100

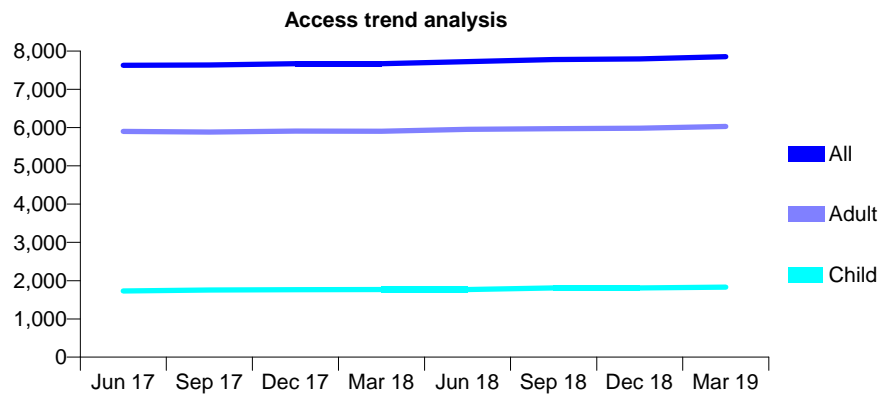
## Q48 - Vital Signs At a Glance Contract Report for 190403/0001 - Year end March 2019

Name or company name	Chantastic Limited
Contract type name	GDS Contract
Purpose of contract	General
Contract start date	01/04/2011
Contract end date	

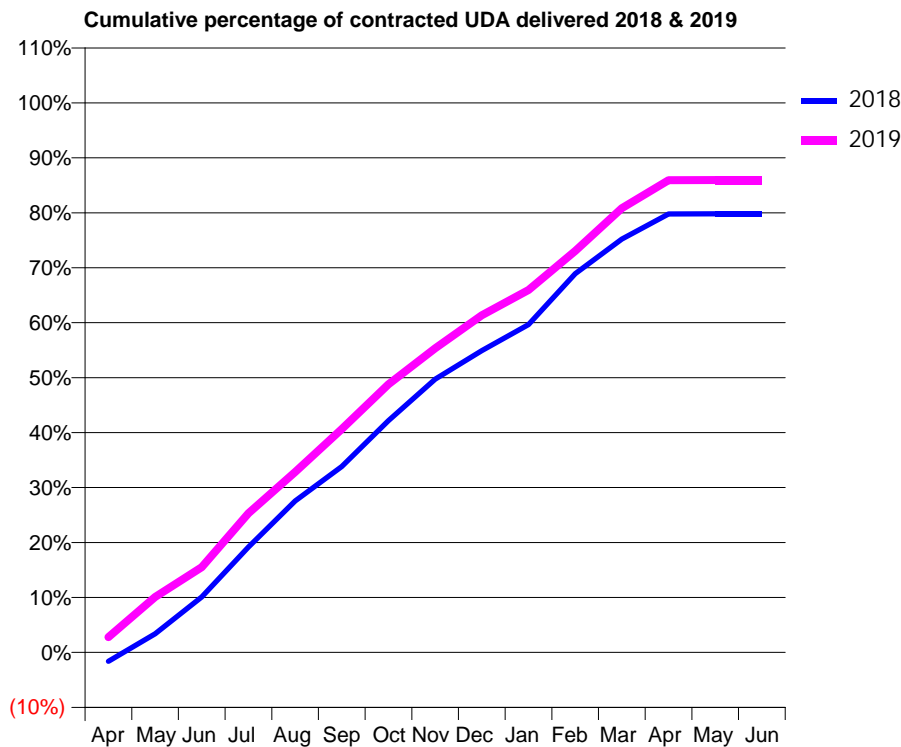
18/19 Contracted general activity (UDA)	24,058
Carry forward general activity (UDA)	0
18/19 Contracted orthodontic activity (UOA)	0
Carry forward orthodontic activity (UOA)	0
Baseline contract value	£632,854.20

### ACCESS\*

Patients seen in 24 months	Total	Change since previous quarter
Quarter ending March 2018	7,669	
Quarter ending June 2018	7,724	→
Quarter ending September 2018	7,777	→
Quarter ending December 2018	7,796	→
Quarter ending March 2019	7,857	→
<b>Variance since March 2018</b>	<b>2.5%</b>	<b>↑</b>



### ACTIVITY



Adjusted Scheduled Activity (UDA)		
Month	2018	2019
April	-395	671
May	819	2,427
June	2,433	3,734
July	4,612	6,092
August	6,628	7,901
September	8,136	9,774
October	10,147	11,736
November	11,967	13,314
December	13,211	14,754
January	14,352	15,863
February	16,583	17,577
March	18,095	19,445
April	19,194	20,673
May	19,202	20,674
June	19,202	20,674

### QUALITY

	Quantity	Base Number	Contract	AT	Region	England
% of FP17s for the same patient ID Re-attending within 3 months - Children	119	2,540	4.7%	11.3%	12.3%	11.8%
% of FP17s for the same patient ID Re-attending within 3 months - Adults	874	7,853	11.1%	16.7%	15.9%	15.7%
% of FP17s for the same patient ID Re-attending between 3 & 9 months - Children	1,479	2,540	58.2%	54.4%	60.2%	58.9%
% of FP17s for the same patient ID Re-attending between 3 & 9 months - Adults	4,139	7,853	52.7%	45.0%	53.0%	50.8%
% of FP17s for Band 1 Urgent Courses	923	10,458	8.8%	11.7%	9.1%	9.1%
% of FP17s Relating to Free Repair or Replacements	54	10,458	0.5%	0.9%	1.0%	0.8%
% of FP17s Relating to Continuations	97	10,458	0.9%	1.2%	1.0%	0.9%
% of Patients satisfied with the dentistry they have received	4	4	N/A	90.2%	93.2%	92.5%
% of Patients satisfied with the time they had to wait for an appointment	4	4	N/A	87.9%	88.1%	87.0%

\* This is based on patients treated on this contract for their most recent course of treatment.

Figures in italics indicate the base number of FP17s or Patient Questionnaire responses are less than 100. N/A is shown where the base number of responses is less than 10 during the period. % is calculated as Quantity/Base number\*100

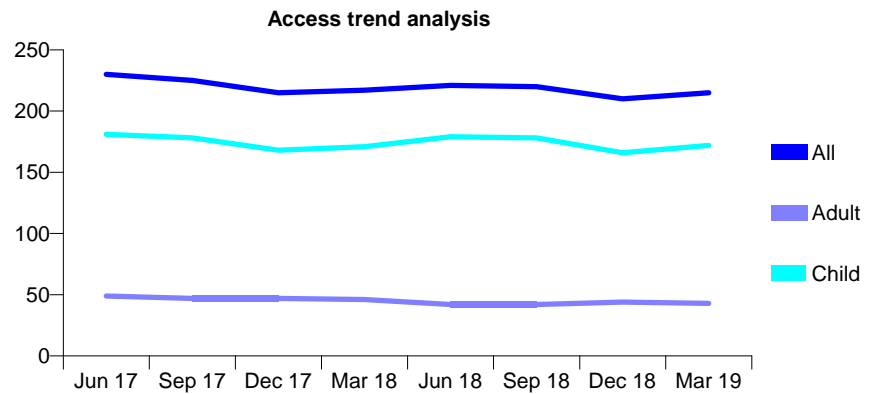
## Q48 - Vital Signs At a Glance Contract Report for 190667/0001 - Year end March 2019

Name or company name	Rainford Dental Surgery Limited
Contract type name	GDS Contract
Purpose of contract	General
Contract start date	01/04/2011
Contract end date	

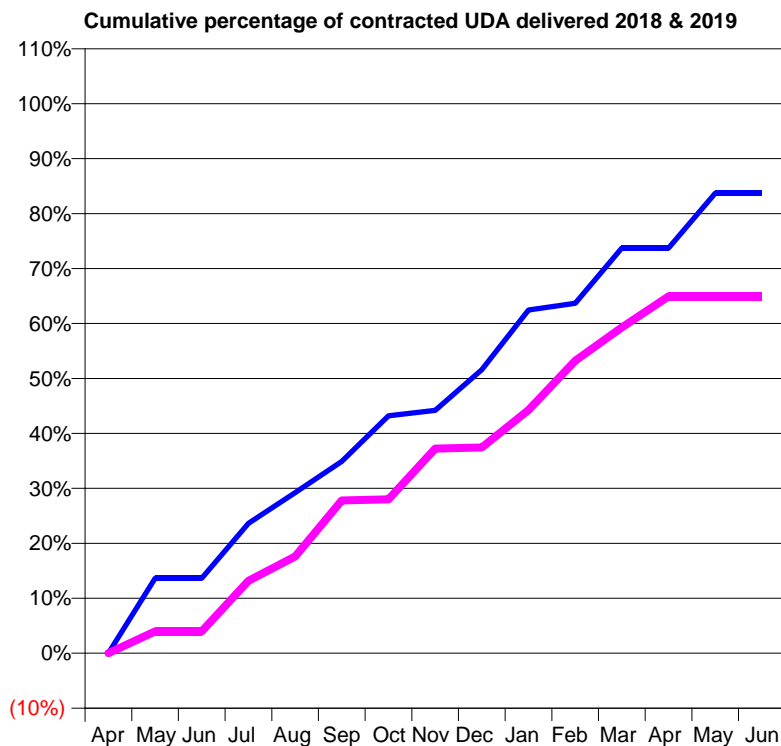
18/19 Contracted general activity (UDA)	500
Carry forward general activity (UDA)	0
18/19 Contracted orthodontic activity (UOA)	0
Carry forward orthodontic activity (UOA)	0
Baseline contract value	£10,894.41

### ACCESS\*

Patients seen in 24 months	Total	Change since previous quarter
Quarter ending March 2018	217	
Quarter ending June 2018	221	→
Quarter ending September 2018	220	→
Quarter ending December 2018	210	↓
Quarter ending March 2019	215	↑
<b>Variance since March 2018</b>	<b>(0.9%)</b>	<b>→</b>



### ACTIVITY



Adjusted Scheduled Activity (UDA)		
Month	2018	2019
April	0	0
May	68	20
June	68	20
July	118	66
August	146	88
September	175	139
October	216	140
November	221	186
December	258	187
January	312	221
February	318	266
March	369	296
April	369	325
May	419	325
June	419	325

### QUALITY

	Quantity	Base Number	Contract	AT	Region	England
% of FP17s for the same patient ID Re-attending within 3 months - Children	8	224	3.6%	11.3%	12.3%	11.8%
% of FP17s for the same patient ID Re-attending within 3 months - Adults	2	28	7.1%	16.7%	15.9%	15.7%
% of FP17s for the same patient ID Re-attending between 3 & 9 months - Children	111	224	49.6%	54.4%	60.2%	58.9%
% of FP17s for the same patient ID Re-attending between 3 & 9 months - Adults	15	28	53.6%	45.0%	53.0%	50.8%
% of FP17s for Band 1 Urgent Courses	4	237	1.7%	11.7%	9.1%	9.1%
% of FP17s Relating to Free Repair or Replacements	0	237	0.0%	0.9%	1.0%	0.8%
% of FP17s Relating to Continuations	0	237	0.0%	1.2%	1.0%	0.9%
% of Patients satisfied with the dentistry they have received	0	0	N/A	90.2%	93.2%	92.5%
% of Patients satisfied with the time they had to wait for an appointment	0	0	N/A	87.9%	88.1%	87.0%

\* This is based on patients treated on this contract for their most recent course of treatment. Figures in italics indicate the base number of FP17s or Patient Questionnaire responses are less than 100. N/A is shown where the base number of responses is less than 10 during the period. % is calculated as Quantity/Base number\*100



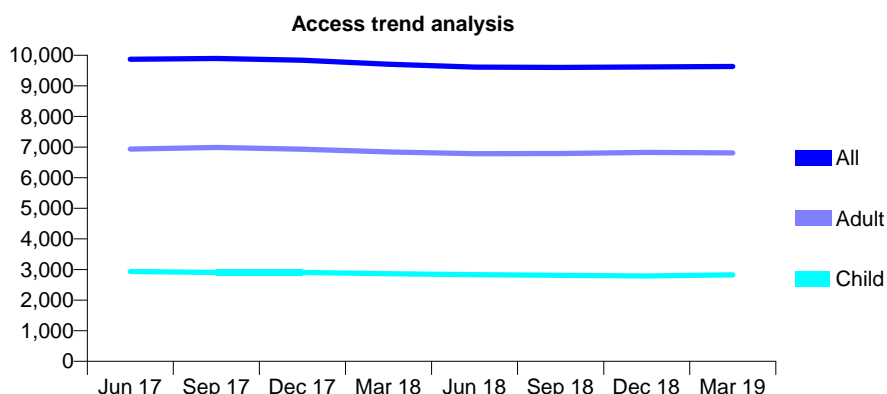
## Q48 - Vital Signs At a Glance Contract Report for 190705/0001 - Year end March 2019

Name or company name	J E Thorpe and Associates Ltd
Contract type name	GDS Contract
Purpose of contract	General
Contract start date	01/04/2009
Contract end date	

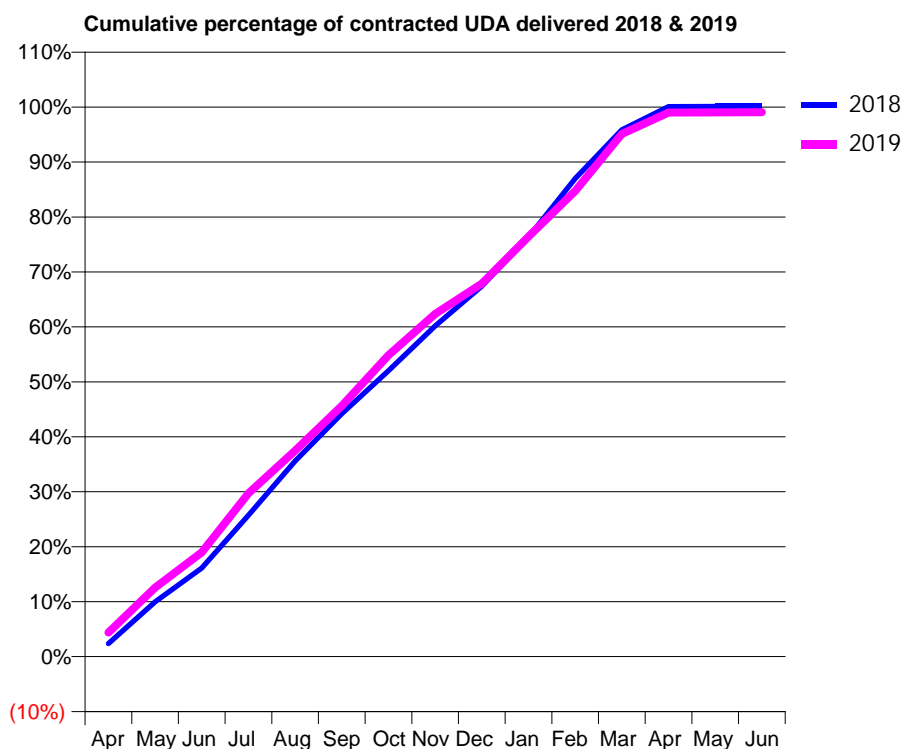
18/19 Contracted general activity (UDA)	26,250
Carry forward general activity (UDA)	0
18/19 Contracted orthodontic activity (UOA)	0
Carry forward orthodontic activity (UOA)	0
Baseline contract value	£650,555.39

### ACCESS\*

Patients seen in 24 months	Total	Change since previous quarter
Quarter ending March 2018	9,704	
Quarter ending June 2018	9,616	→
Quarter ending September 2018	9,601	→
Quarter ending December 2018	9,617	→
Quarter ending March 2019	9,637	→
<b>Variance since March 2018</b>	<b>(0.7%)</b>	<b>→</b>



### ACTIVITY



Adjusted Scheduled Activity (UDA)		
Month	2018	2019
April	619	1,148
May	2,624	3,295
June	4,236	4,986
July	6,754	7,799
August	9,350	9,843
September	11,606	11,975
October	13,653	14,400
November	15,795	16,373
December	17,695	17,815
January	20,036	20,060
February	22,841	22,242
March	25,163	24,964
April	26,272	25,988
May	26,277	25,994
June	26,277	25,999

### QUALITY

	Quantity	Base Number	Contract	AT	Region	England
% of FP17s for the same patient ID Re-attending within 3 months - Children	451	5,115	8.8%	11.3%	12.3%	11.8%
% of FP17s for the same patient ID Re-attending within 3 months - Adults	1,029	8,387	12.3%	16.7%	15.9%	15.7%
% of FP17s for the same patient ID Re-attending between 3 & 9 months - Children	3,551	5,115	69.4%	54.4%	60.2%	58.9%
% of FP17s for the same patient ID Re-attending between 3 & 9 months - Adults	4,151	8,387	49.5%	45.0%	53.0%	50.8%
% of FP17s for Band 1 Urgent Courses	777	12,907	6.0%	11.7%	9.1%	9.1%
% of FP17s Relating to Free Repair or Replacements	133	12,907	1.0%	0.9%	1.0%	0.8%
% of FP17s Relating to Continuations	213	12,907	1.7%	1.2%	1.0%	0.9%
% of Patients satisfied with the dentistry they have received	7	9	N/A	90.2%	93.2%	92.5%
% of Patients satisfied with the time they had to wait for an appointment	7	9	N/A	87.9%	88.1%	87.0%

\* This is based on patients treated on this contract for their most recent course of treatment.  
 Figures in italics indicate the base number of FP17s or Patient Questionnaire responses are less than 100. N/A is shown where the base number of responses is less than 10 during the period. % is calculated as Quantity/Base number\*100

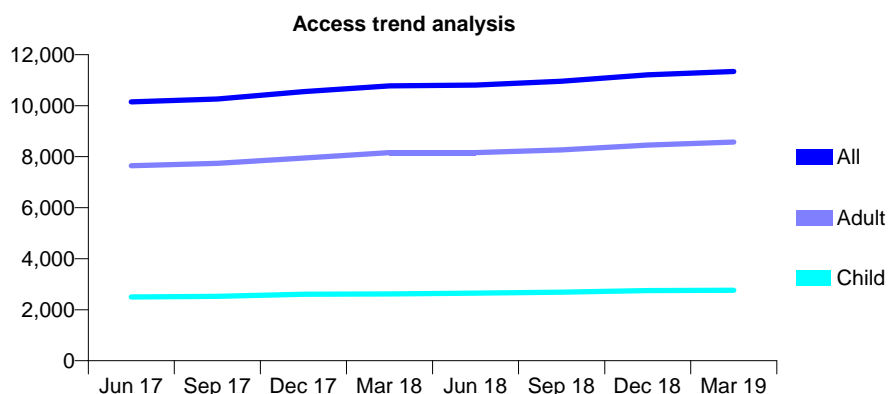
## Q48 - Vital Signs At a Glance Contract Report for 190969/0001 - Year end March 2019

Name or company name	Sheil Road Dental Practice
Contract type name	GDS Contract
Purpose of contract	General
Contract start date	01/09/2009
Contract end date	

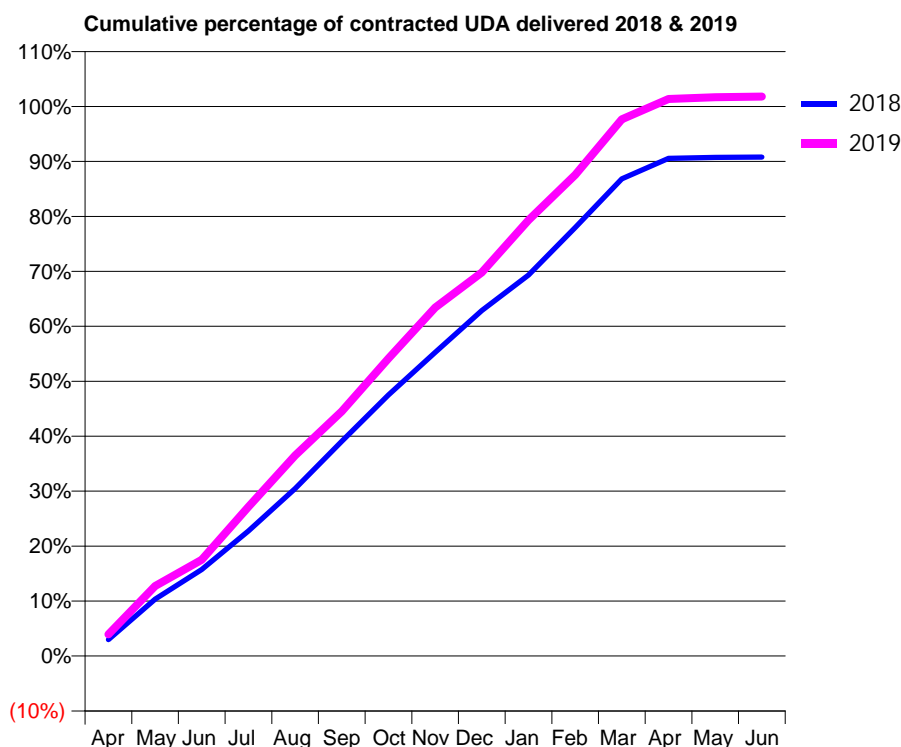
18/19 Contracted general activity (UDA)	34,500
Carry forward general activity (UDA)	0
18/19 Contracted orthodontic activity (UOA)	0
Carry forward orthodontic activity (UOA)	0
Baseline contract value	£949,568.52

### ACCESS\*

Patients seen in 24 months	Total	Change since previous quarter
Quarter ending March 2018	10,776	
Quarter ending June 2018	10,806	→
Quarter ending September 2018	10,955	→
Quarter ending December 2018	11,210	↑
Quarter ending March 2019	11,336	→
<b>Variance since March 2018</b>	<b>5.2%</b>	<b>↑</b>



### ACTIVITY



Adjusted Scheduled Activity (UDA)		
Month	2018	2019
April	1,035	1,364
May	3,571	4,398
June	5,427	6,043
July	7,858	9,371
August	10,513	12,598
September	13,471	15,362
October	16,390	18,680
November	19,068	21,883
December	21,687	24,083
January	23,912	27,362
February	26,906	30,212
March	29,958	33,697
April	31,240	34,966
May	31,300	35,079
June	31,321	35,115

### QUALITY

	Quantity	Base Number	Contract	AT	Region	England
% of FP17s for the same patient ID Re-attending within 3 months - Children	364	3,686	9.9%	11.3%	12.3%	11.8%
% of FP17s for the same patient ID Re-attending within 3 months - Adults	2,020	10,815	18.7%	16.7%	15.9%	15.7%
% of FP17s for the same patient ID Re-attending between 3 & 9 months - Children	1,929	3,686	52.3%	54.4%	60.2%	58.9%
% of FP17s for the same patient ID Re-attending between 3 & 9 months - Adults	4,675	10,815	43.2%	45.0%	53.0%	50.8%
% of FP17s for Band 1 Urgent Courses	2,007	14,190	14.1%	11.7%	9.1%	9.1%
% of FP17s Relating to Free Repair or Replacements	111	14,190	0.8%	0.9%	1.0%	0.8%
% of FP17s Relating to Continuations	159	14,190	1.1%	1.2%	1.0%	0.9%
% of Patients satisfied with the dentistry they have received	8	8	N/A	90.2%	93.2%	92.5%
% of Patients satisfied with the time they had to wait for an appointment	7	8	N/A	87.9%	88.1%	87.0%

\* This is based on patients treated on this contract for their most recent course of treatment.

Figures in italics indicate the base number of FP17s or Patient Questionnaire responses are less than 100. N/A is shown where the base number of responses is less than 10 during the period. % is calculated as Quantity/Base number\*100

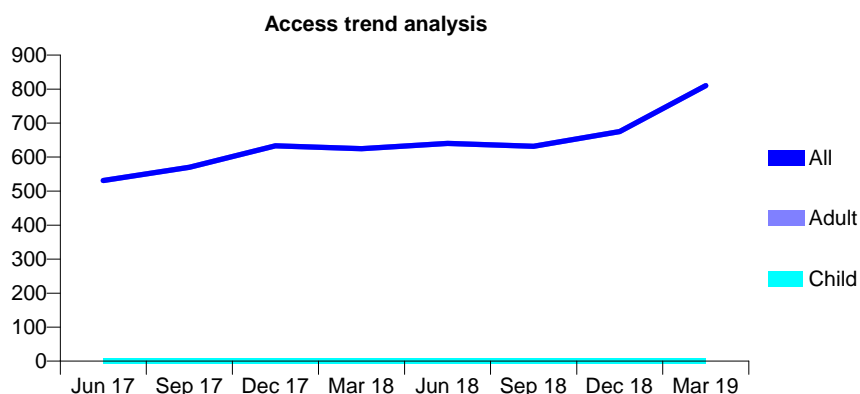
## Q48 - Vital Signs At a Glance Contract Report for 190969/0002 - Year end March 2019

Name or company name	Sheil Road Dental Practice
Contract type name	GDS Contract
Purpose of contract	General
Contract start date	01/01/2010
Contract end date	31/03/2020

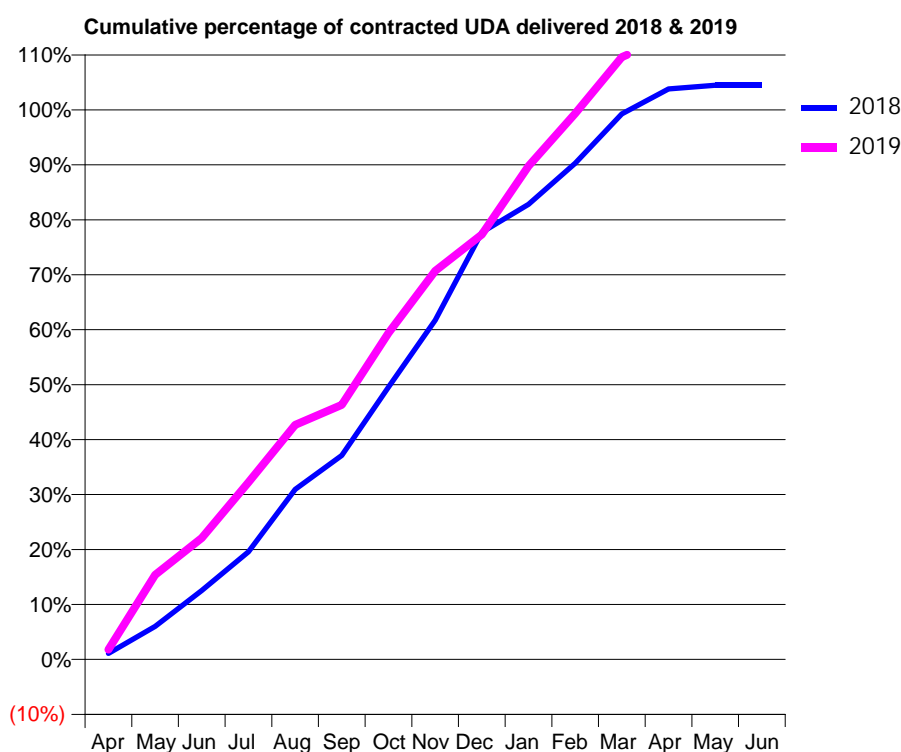
18/19 Contracted general activity (UDA)	1,750
Carry forward general activity (UDA)	0
18/19 Contracted orthodontic activity (UOA)	0
Carry forward orthodontic activity (UOA)	0
Baseline contract value	£57,102.35

### ACCESS\*

Patients seen in 24 months	Total	Change since previous quarter
Quarter ending March 2018	625	
Quarter ending June 2018	640	↑
Quarter ending September 2018	632	↓
Quarter ending December 2018	675	↑
Quarter ending March 2019	810	↑
<b>Variance since March 2018</b>	<b>29.6%</b>	<b>↑</b>



### ACTIVITY



Adjusted Scheduled Activity (UDA)		
Month	2018	2019
April	19	31
May	105	269
June	219	387
July	343	564
August	542	747
September	650	811
October	867	1,039
November	1,080	1,237
December	1,360	1,353
January	1,449	1,571
February	1,580	1,739
March	1,737	1,918
April	1,817	1,982
May	1,829	1,982
June	1,829	1,982

### QUALITY

	Quantity	Base Number	Contract	AT	Region	England
% of FP17s for the same patient ID Re-attending within 3 months - Children	0	0	N/A	11.3%	12.3%	11.8%
% of FP17s for the same patient ID Re-attending within 3 months - Adults	52	634	8.2%	16.7%	15.9%	15.7%
% of FP17s for the same patient ID Re-attending between 3 & 9 months - Children	0	0	N/A	54.4%	60.2%	58.9%
% of FP17s for the same patient ID Re-attending between 3 & 9 months - Adults	98	634	15.5%	45.0%	53.0%	50.8%
% of FP17s for Band 1 Urgent Courses	83	673	12.3%	11.7%	9.1%	9.1%
% of FP17s Relating to Free Repair or Replacements	0	673	0.0%	0.9%	1.0%	0.8%
% of FP17s Relating to Continuations	6	673	0.9%	1.2%	1.0%	0.9%
% of Patients satisfied with the dentistry they have received	1	1	N/A	90.2%	93.2%	92.5%
% of Patients satisfied with the time they had to wait for an appointment	1	1	N/A	87.9%	88.1%	87.0%

\* This is based on patients treated on this contract for their most recent course of treatment. Figures in italics indicate the base number of FP17s or Patient Questionnaire responses are less than 100. N/A is shown where the base number of responses is less than 10 during the period. % is calculated as Quantity/Base number\*100

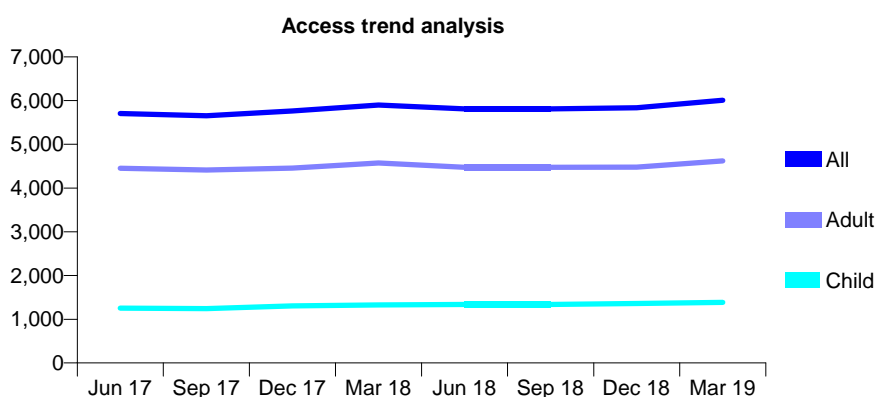
## Q48 - Vital Signs At a Glance Contract Report for 193003/0001 - Year end March 2019

Name or company name	Aintree Dental Practice
Contract type name	GDS Contract
Purpose of contract	General
Contract start date	01/06/2009
Contract end date	

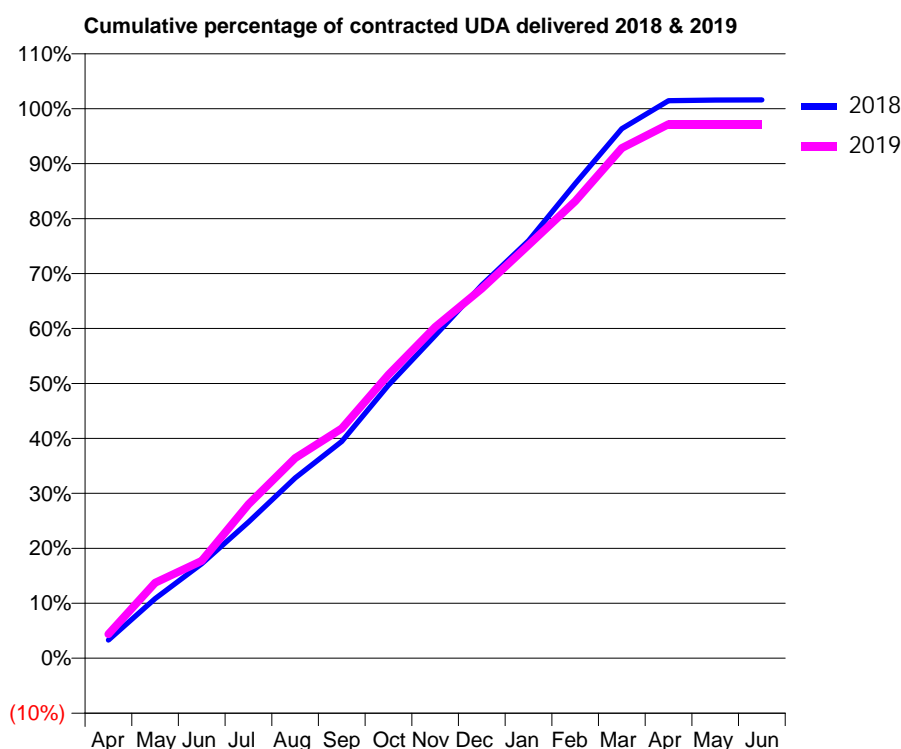
18/19 Contracted general activity (UDA)	20,439
Carry forward general activity (UDA)	0
18/19 Contracted orthodontic activity (UOA)	0
Carry forward orthodontic activity (UOA)	0
Baseline contract value	£536,194.15

### ACCESS\*

Patients seen in 24 months	Total	Change since previous quarter
Quarter ending March 2018	5,898	
Quarter ending June 2018	5,812	↓
Quarter ending September 2018	5,813	→
Quarter ending December 2018	5,836	→
Quarter ending March 2019	6,008	↑
<b>Variance since March 2018</b>	<b>1.9%</b>	<b>→</b>



### ACTIVITY



Adjusted Scheduled Activity (UDA)		
Month	2018	2019
April	678	908
May	2,221	2,848
June	3,515	3,679
July	5,062	5,810
August	6,702	7,561
September	8,062	8,680
October	10,158	10,708
November	12,007	12,513
December	13,876	13,965
January	15,526	15,604
February	17,651	17,263
March	19,695	19,273
April	20,734	20,176
May	20,761	20,176
June	20,763	20,172

### QUALITY

	Quantity	Base Number	Contract	AT	Region	England
% of FP17s for the same patient ID Re-attending within 3 months - Children	145	1,975	7.3%	11.3%	12.3%	11.8%
% of FP17s for the same patient ID Re-attending within 3 months - Adults	821	5,450	15.1%	16.7%	15.9%	15.7%
% of FP17s for the same patient ID Re-attending between 3 & 9 months - Children	1,079	1,975	54.6%	54.4%	60.2%	58.9%
% of FP17s for the same patient ID Re-attending between 3 & 9 months - Adults	2,275	5,450	41.7%	45.0%	53.0%	50.8%
% of FP17s for Band 1 Urgent Courses	683	7,411	9.2%	11.7%	9.1%	9.1%
% of FP17s Relating to Free Repair or Replacements	40	7,411	0.5%	0.9%	1.0%	0.8%
% of FP17s Relating to Continuations	145	7,411	2.0%	1.2%	1.0%	0.9%
% of Patients satisfied with the dentistry they have received	1	2	N/A	90.2%	93.2%	92.5%
% of Patients satisfied with the time they had to wait for an appointment	1	2	N/A	87.9%	88.1%	87.0%

\* This is based on patients treated on this contract for their most recent course of treatment.

Figures in italics indicate the base number of FP17s or Patient Questionnaire responses are less than 100. N/A is shown where the base number of responses is less than 10 during the period. % is calculated as Quantity/Base number\*100

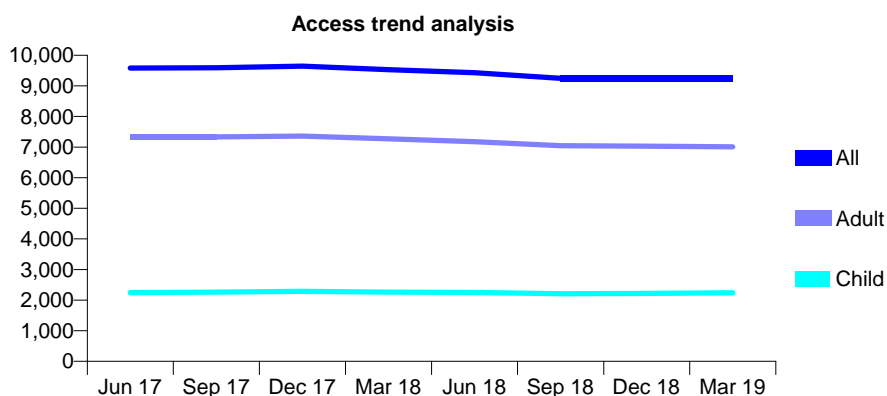
## Q48 - Vital Signs At a Glance Contract Report for 195294/0001 - Year end March 2019

Name or company name	Deacon Dental Ltd
Contract type name	GDS Contract
Purpose of contract	General
Contract start date	01/04/2009
Contract end date	

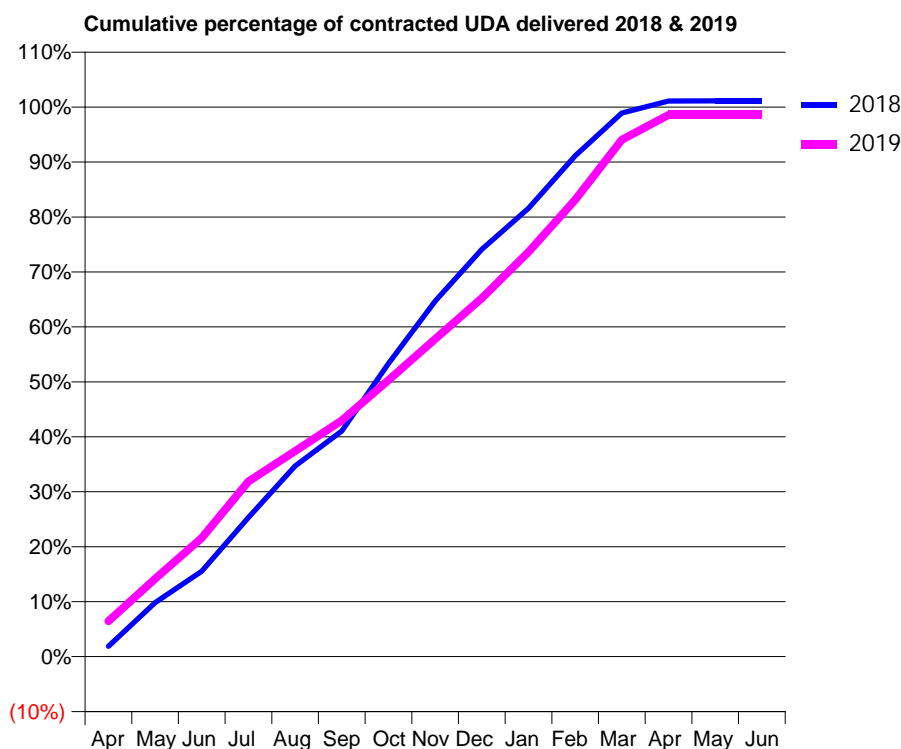
18/19 Contracted general activity (UDA)	33,226
Carry forward general activity (UDA)	0
18/19 Contracted orthodontic activity (UOA)	0
Carry forward orthodontic activity (UOA)	0
Baseline contract value	£962,012.65

### ACCESS\*

Patients seen in 24 months	Total	Change since previous quarter
Quarter ending March 2018	9,532	
Quarter ending June 2018	9,431	↓
Quarter ending September 2018	9,250	↓
Quarter ending December 2018	9,249	→
Quarter ending March 2019	9,248	→
<b>Variance since March 2018</b>	<b>(3.0%)</b>	<b>↓</b>



### ACTIVITY



Adjusted Scheduled Activity (UDA)		
Month	2018	2019
April	624	2,144
May	3,272	4,705
June	5,162	7,174
July	8,418	10,594
August	11,536	12,432
September	13,642	14,272
October	17,721	16,718
November	21,495	19,198
December	24,619	21,671
January	27,115	24,468
February	30,281	27,616
March	32,860	31,245
April	33,585	32,746
May	33,602	32,746
June	33,603	32,746

### QUALITY

	Quantity	Base Number	Contract	AT	Region	England
% of FP17s for the same patient ID Re-attending within 3 months - Children	436	4,224	10.3%	11.3%	12.3%	11.8%
% of FP17s for the same patient ID Re-attending within 3 months - Adults	1,703	9,490	17.9%	16.7%	15.9%	15.7%
% of FP17s for the same patient ID Re-attending between 3 & 9 months - Children	2,694	4,224	63.8%	54.4%	60.2%	58.9%
% of FP17s for the same patient ID Re-attending between 3 & 9 months - Adults	4,589	9,490	48.4%	45.0%	53.0%	50.8%
% of FP17s for Band 1 Urgent Courses	1,350	13,984	9.7%	11.7%	9.1%	9.1%
% of FP17s Relating to Free Repair or Replacements	164	13,984	1.2%	0.9%	1.0%	0.8%
% of FP17s Relating to Continuations	120	13,984	0.9%	1.2%	1.0%	0.9%
% of Patients satisfied with the dentistry they have received	5	6	N/A	90.2%	93.2%	92.5%
% of Patients satisfied with the time they had to wait for an appointment	6	6	N/A	87.9%	88.1%	87.0%

\* This is based on patients treated on this contract for their most recent course of treatment.  
 Figures in italics indicate the base number of FP17s or Patient Questionnaire responses are less than 100. N/A is shown where the base number of responses is less than 10 during the period. % is calculated as Quantity/Base number\*100

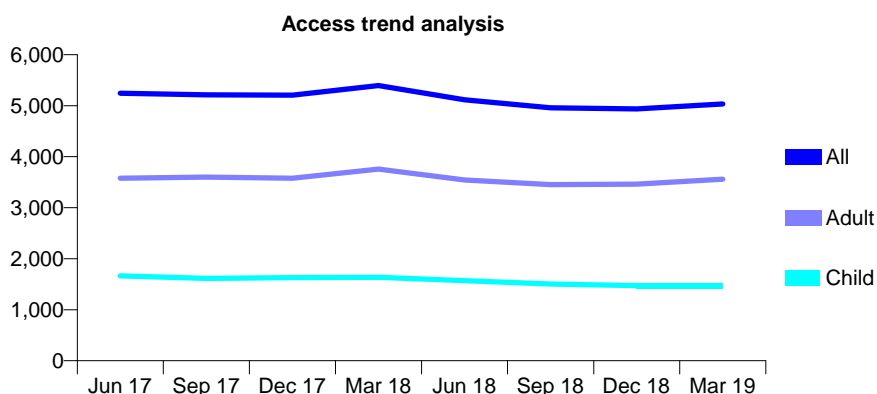
## Q48 - Vital Signs At a Glance Contract Report for 197246/0001 - Year end March 2019

Name or company name	Bennett and McGinty
Contract type name	GDS Contract
Purpose of contract	General
Contract start date	01/04/2009
Contract end date	

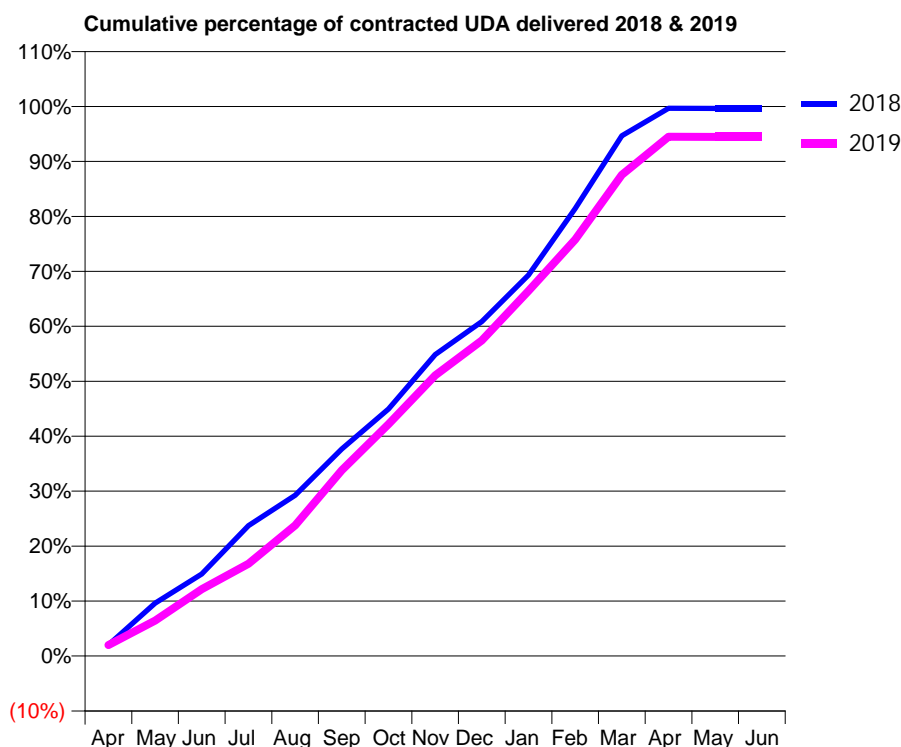
18/19 Contracted general activity (UDA)	15,282
Carry forward general activity (UDA)	57
18/19 Contracted orthodontic activity (UOA)	0
Carry forward orthodontic activity (UOA)	0
Baseline contract value	£400,914.88

### ACCESS\*

Patients seen in 24 months	Total	Change since previous quarter
Quarter ending March 2018	5,394	
Quarter ending June 2018	5,115	↓
Quarter ending September 2018	4,957	↓
Quarter ending December 2018	4,937	→
Quarter ending March 2019	5,033	→
<b>Variance since March 2018</b>	<b>(6.7%)</b>	<b>↓</b>



### ACTIVITY



Adjusted Scheduled Activity (UDA)		
Month	2018	2019
April	311	306
May	1,472	985
June	2,282	1,861
July	3,625	2,566
August	4,472	3,634
September	5,759	5,162
October	6,869	6,446
November	8,382	7,804
December	9,298	8,778
January	10,595	10,157
February	12,447	11,584
March	14,464	13,381
April	15,234	14,439
May	15,225	14,436
June	15,225	14,434

### QUALITY

	Quantity	Base Number	Contract	AT	Region	England
% of FP17s for the same patient ID Re-attending within 3 months - Children	160	2,099	7.6%	11.3%	12.3%	11.8%
% of FP17s for the same patient ID Re-attending within 3 months - Adults	684	4,227	16.2%	16.7%	15.9%	15.7%
% of FP17s for the same patient ID Re-attending between 3 & 9 months - Children	1,120	2,099	53.4%	54.4%	60.2%	58.9%
% of FP17s for the same patient ID Re-attending between 3 & 9 months - Adults	1,725	4,227	40.8%	45.0%	53.0%	50.8%
% of FP17s for Band 1 Urgent Courses	639	6,591	9.7%	11.7%	9.1%	9.1%
% of FP17s Relating to Free Repair or Replacements	62	6,591	0.9%	0.9%	1.0%	0.8%
% of FP17s Relating to Continuations	24	6,591	0.4%	1.2%	1.0%	0.9%
% of Patients satisfied with the dentistry they have received	2	3	N/A	90.2%	93.2%	92.5%
% of Patients satisfied with the time they had to wait for an appointment	3	3	N/A	87.9%	88.1%	87.0%

\* This is based on patients treated on this contract for their most recent course of treatment.

Figures in italics indicate the base number of FP17s or Patient Questionnaire responses are less than 100. N/A is shown where the base number of responses is less than 10 during the period. % is calculated as Quantity/Base number\*100

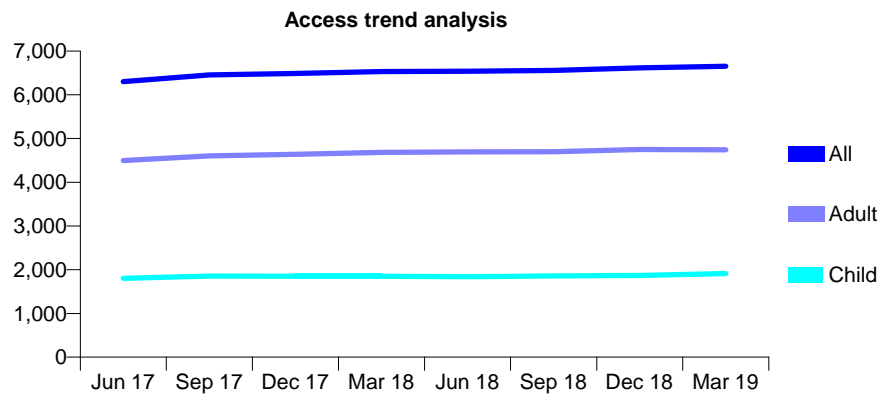
## Q48 - Vital Signs At a Glance Contract Report for 197289/0001 - Year end March 2019

Name or company name	PJ Beard & Associates Ltd
Contract type name	GDS Contract
Purpose of contract	General
Contract start date	01/09/2011
Contract end date	

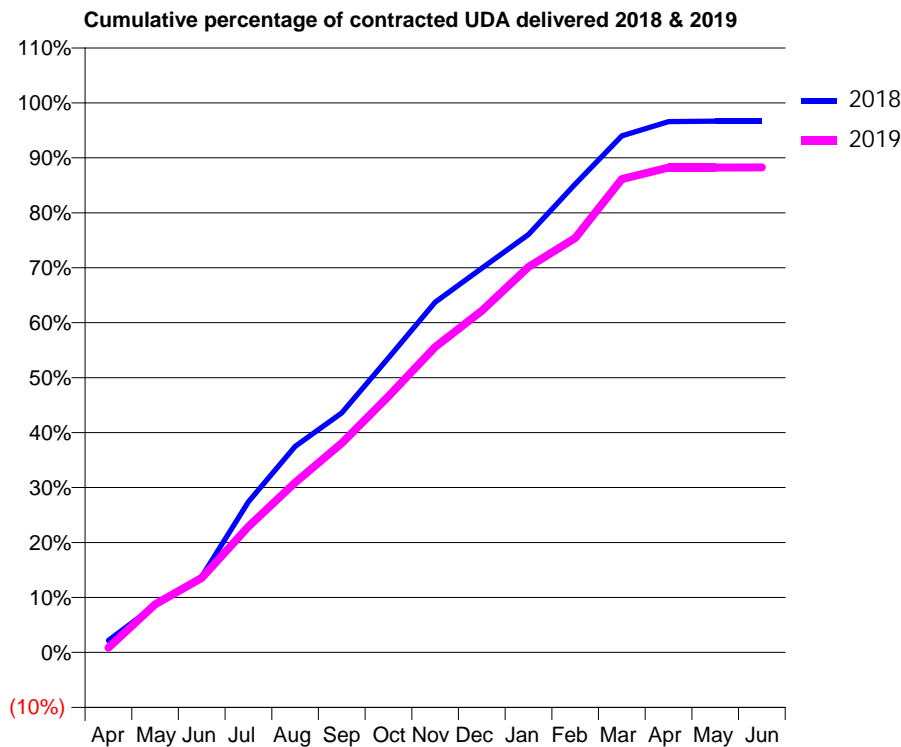
18/19 Contracted general activity (UDA)	19,288
Carry forward general activity (UDA)	645
18/19 Contracted orthodontic activity (UOA)	0
Carry forward orthodontic activity (UOA)	0
Baseline contract value	£467,769.85

### ACCESS\*

Patients seen in 24 months	Total	Change since previous quarter
Quarter ending March 2018	6,533	
Quarter ending June 2018	6,537	→
Quarter ending September 2018	6,555	→
Quarter ending December 2018	6,615	→
Quarter ending March 2019	6,650	→
<b>Variance since March 2018</b>	<b>1.8%</b>	<b>→</b>



### ACTIVITY



Adjusted Scheduled Activity (UDA)		
Month	2018	2019
April	419	166
May	1,654	1,688
June	2,663	2,614
July	5,293	4,416
August	7,236	5,967
September	8,402	7,345
October	10,339	8,988
November	12,295	10,719
December	13,484	11,988
January	14,669	13,529
February	16,442	14,547
March	18,129	16,614
April	18,630	17,016
May	18,643	17,016
June	18,643	17,019

### QUALITY

	Quantity	Base Number	Contract	AT	Region	England
% of FP17s for the same patient ID Re-attending within 3 months - Children	192	2,744	7.0%	11.3%	12.3%	11.8%
% of FP17s for the same patient ID Re-attending within 3 months - Adults	804	5,327	15.1%	16.7%	15.9%	15.7%
% of FP17s for the same patient ID Re-attending between 3 & 9 months - Children	1,660	2,744	60.5%	54.4%	60.2%	58.9%
% of FP17s for the same patient ID Re-attending between 3 & 9 months - Adults	2,069	5,327	38.8%	45.0%	53.0%	50.8%
% of FP17s for Band 1 Urgent Courses	741	8,000	9.3%	11.7%	9.1%	9.1%
% of FP17s Relating to Free Repair or Replacements	50	8,000	0.6%	0.9%	1.0%	0.8%
% of FP17s Relating to Continuations	162	8,000	2.0%	1.2%	1.0%	0.9%
% of Patients satisfied with the dentistry they have received	1	1	N/A	90.2%	93.2%	92.5%
% of Patients satisfied with the time they had to wait for an appointment	1	1	N/A	87.9%	88.1%	87.0%

\* This is based on patients treated on this contract for their most recent course of treatment. Figures in italics indicate the base number of FP17s or Patient Questionnaire responses are less than 100. N/A is shown where the base number of responses is less than 10 during the period. % is calculated as Quantity/Base number\*100



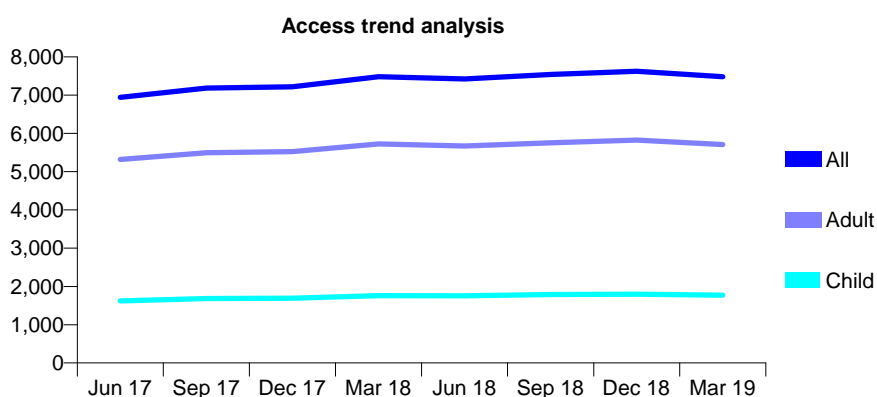
## Q48 - Vital Signs At a Glance Contract Report for 198633/0002 - Year end March 2019

Name or company name	Mr O Butt & Mrs S Alam
Contract type name	GDS Contract
Purpose of contract	General
Contract start date	01/04/2008
Contract end date	

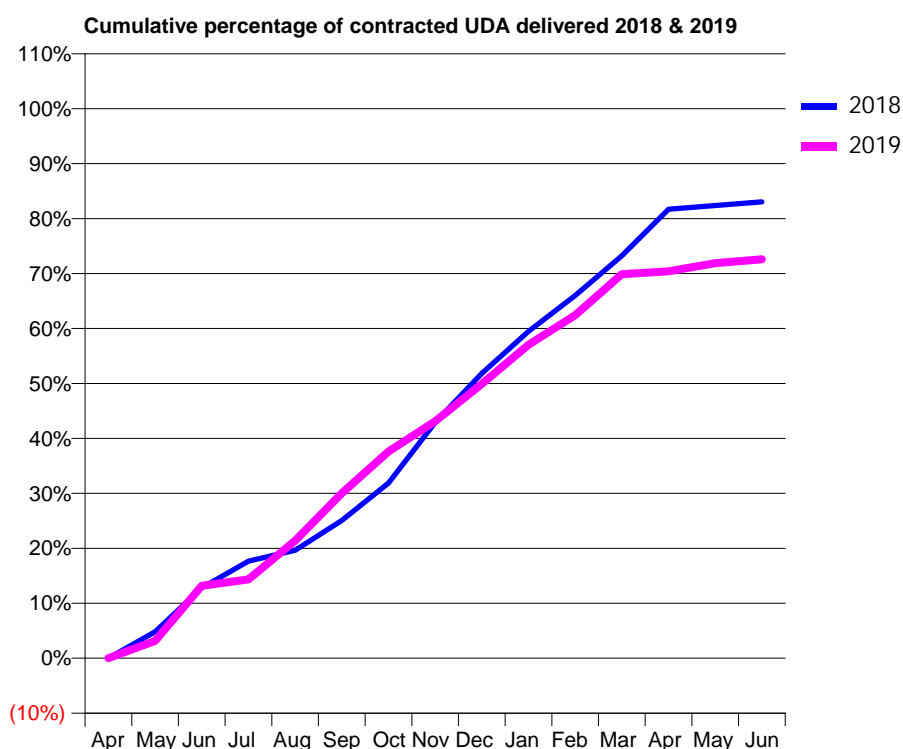
18/19 Contracted general activity (UDA)	22,345
Carry forward general activity (UDA)	0
18/19 Contracted orthodontic activity (UOA)	0
Carry forward orthodontic activity (UOA)	0
Baseline contract value	£586,208.80

### ACCESS\*

Patients seen in 24 months	Total	Change since previous quarter
Quarter ending March 2018	7,482	
Quarter ending June 2018	7,424	→
Quarter ending September 2018	7,538	→
Quarter ending December 2018	7,622	→
Quarter ending March 2019	7,483	↓
<b>Variance since March 2018</b>	<b>0.0%</b>	<b>→</b>



### ACTIVITY



Adjusted Scheduled Activity (UDA)		
Month	2018	2019
April	0	0
May	1,076	709
June	2,860	2,947
July	3,951	3,207
August	4,388	4,779
September	5,598	6,702
October	7,124	8,407
November	9,589	9,635
December	11,578	11,150
January	13,295	12,748
February	14,749	13,950
March	16,363	15,614
April	18,254	15,733
May	18,406	16,065
June	18,554	16,221

### QUALITY

	Quantity	Base Number	Contract	AT	Region	England
% of FP17s for the same patient ID Re-attending within 3 months - Children	161	2,328	6.9%	11.3%	12.3%	11.8%
% of FP17s for the same patient ID Re-attending within 3 months - Adults	966	7,340	13.2%	16.7%	15.9%	15.7%
% of FP17s for the same patient ID Re-attending between 3 & 9 months - Children	1,363	2,328	58.5%	54.4%	60.2%	58.9%
% of FP17s for the same patient ID Re-attending between 3 & 9 months - Adults	3,729	7,340	50.8%	45.0%	53.0%	50.8%
% of FP17s for Band 1 Urgent Courses	861	9,087	9.5%	11.7%	9.1%	9.1%
% of FP17s Relating to Free Repair or Replacements	101	9,087	1.1%	0.9%	1.0%	0.8%
% of FP17s Relating to Continuations	35	9,087	0.4%	1.2%	1.0%	0.9%
% of Patients satisfied with the dentistry they have received	16	16	100.0%	90.2%	93.2%	92.5%
% of Patients satisfied with the time they had to wait for an appointment	15	16	93.8%	87.9%	88.1%	87.0%

\* This is based on patients treated on this contract for their most recent course of treatment. Figures in italics indicate the base number of FP17s or Patient Questionnaire responses are less than 100. N/A is shown where the base number of responses is less than 10 during the period. % is calculated as Quantity/Base number\*100

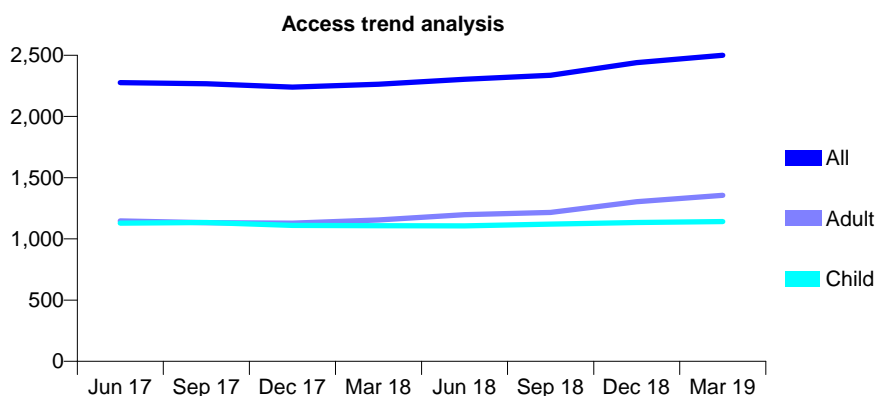
## Q48 - Vital Signs At a Glance Contract Report for 199354/0001 - Year end March 2019

Name or company name	Aigburth Dental Practice
Contract type name	GDS Contract
Purpose of contract	General
Contract start date	01/06/2012
Contract end date	

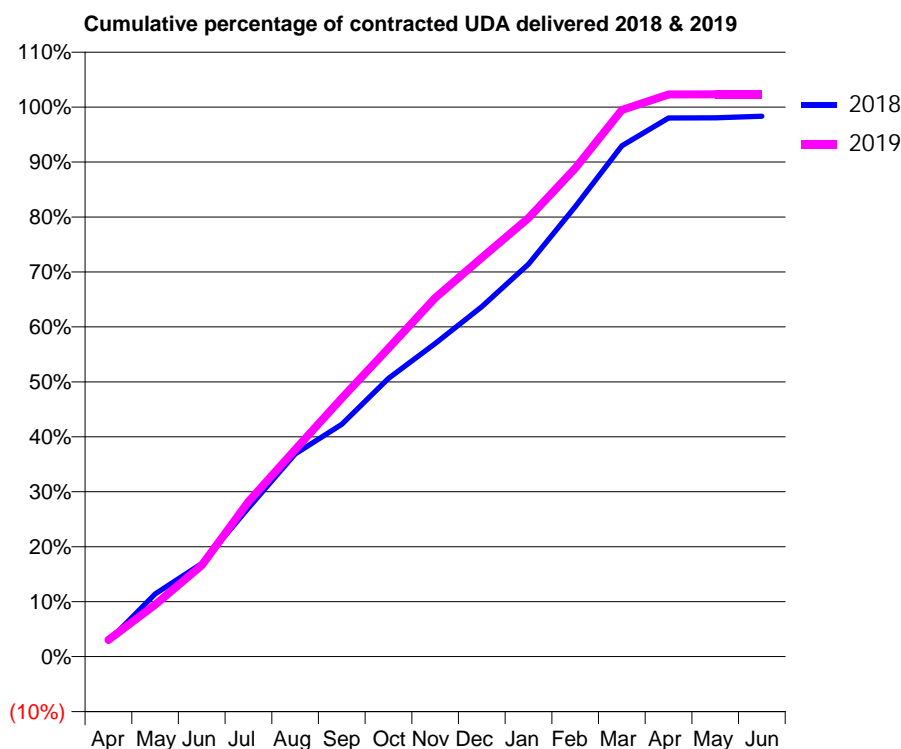
18/19 Contracted general activity (UDA)	6,357
Carry forward general activity (UDA)	107
18/19 Contracted orthodontic activity (UOA)	0
Carry forward orthodontic activity (UOA)	0
Baseline contract value	£226,140.77

### ACCESS\*

Patients seen in 24 months	Total	Change since previous quarter
Quarter ending March 2018	2,263	
Quarter ending June 2018	2,304	→
Quarter ending September 2018	2,336	→
Quarter ending December 2018	2,440	↑
Quarter ending March 2019	2,499	↑
<b>Variance since March 2018</b>	<b>10.4%</b>	<b>↑</b>



### ACTIVITY



Adjusted Scheduled Activity (UDA)		
Month	2018	2019
April	180	193
May	726	601
June	1,078	1,056
July	1,720	1,793
August	2,344	2,394
September	2,687	2,989
October	3,219	3,567
November	3,623	4,150
December	4,047	4,616
January	4,541	5,073
February	5,205	5,649
March	5,909	6,323
April	6,230	6,503
May	6,233	6,504
June	6,250	6,504

### QUALITY

	Quantity	Base Number	Contract	AT	Region	England
% of FP17s for the same patient ID Re-attending within 3 months - Children	131	1,583	8.3%	11.3%	12.3%	11.8%
% of FP17s for the same patient ID Re-attending within 3 months - Adults	220	1,613	13.6%	16.7%	15.9%	15.7%
% of FP17s for the same patient ID Re-attending between 3 & 9 months - Children	829	1,583	52.4%	54.4%	60.2%	58.9%
% of FP17s for the same patient ID Re-attending between 3 & 9 months - Adults	662	1,613	41.0%	45.0%	53.0%	50.8%
% of FP17s for Band 1 Urgent Courses	226	3,126	7.2%	11.7%	9.1%	9.1%
% of FP17s Relating to Free Repair or Replacements	4	3,126	0.1%	0.9%	1.0%	0.8%
% of FP17s Relating to Continuations	70	3,126	2.2%	1.2%	1.0%	0.9%
% of Patients satisfied with the dentistry they have received	2	2	N/A	90.2%	93.2%	92.5%
% of Patients satisfied with the time they had to wait for an appointment	2	2	N/A	87.9%	88.1%	87.0%

\* This is based on patients treated on this contract for their most recent course of treatment.  
 Figures in *italics* indicate the base number of FP17s or Patient Questionnaire responses are less than 100. N/A is shown where the base number of responses is less than 10 during the period. % is calculated as Quantity/Base number\*100

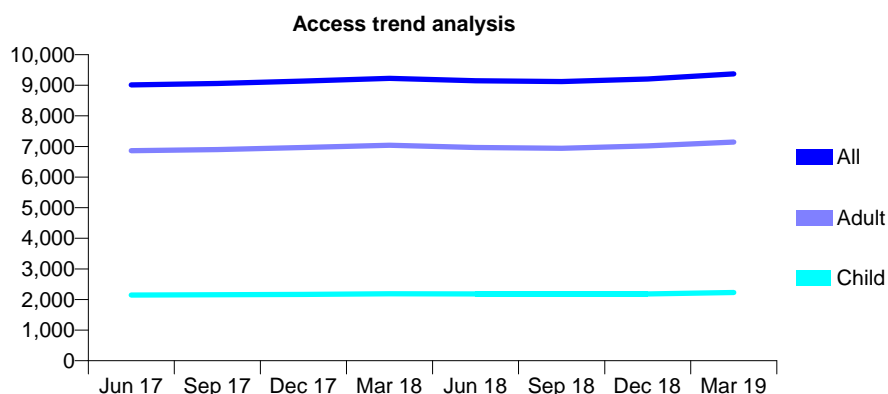
## Q48 - Vital Signs At a Glance Contract Report for 199605/0001 - Year end March 2019

Name or company name	Chantastic Limited
Contract type name	GDS Contract
Purpose of contract	General
Contract start date	01/04/2011
Contract end date	

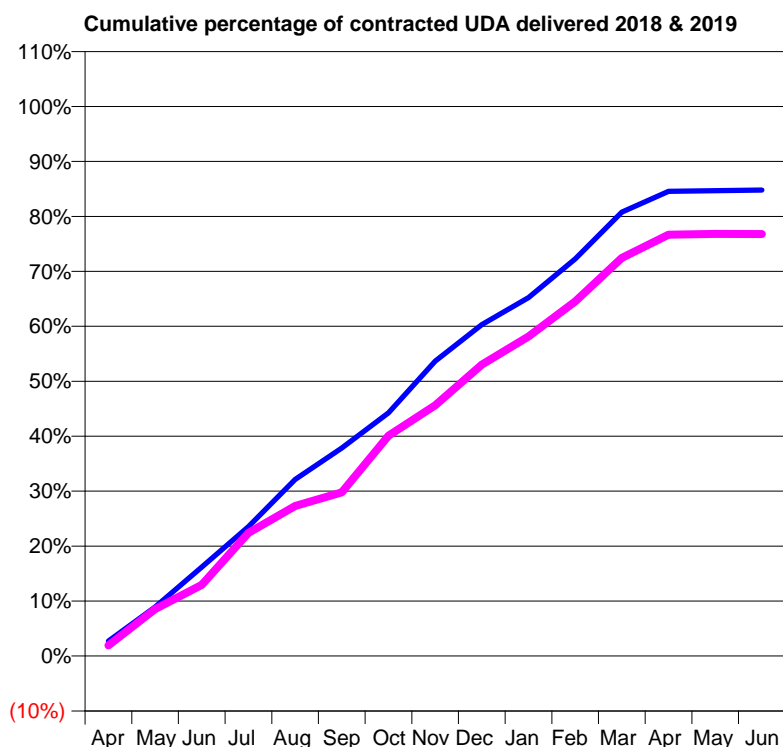
18/19 Contracted general activity (UDA)	35,375
Carry forward general activity (UDA)	0
18/19 Contracted orthodontic activity (UOA)	0
Carry forward orthodontic activity (UOA)	0
Baseline contract value	£1,162,153.69

### ACCESS\*

Patients seen in 24 months	Total	Change since previous quarter
Quarter ending March 2018	9,226	
Quarter ending June 2018	9,149	→
Quarter ending September 2018	9,120	→
Quarter ending December 2018	9,205	→
Quarter ending March 2019	9,371	→
<b>Variance since March 2018</b>	<b>1.6%</b>	<b>→</b>



### ACTIVITY



Adjusted Scheduled Activity (UDA)		
Month	2018	2019
April	968	692
May	3,164	3,022
June	5,725	4,578
July	8,335	7,924
August	11,367	9,662
September	13,387	10,541
October	15,653	14,185
November	18,983	16,145
December	21,329	18,753
January	23,067	20,566
February	25,572	22,822
March	28,576	25,631
April	29,916	27,122
May	29,954	27,170
June	30,000	27,169

### QUALITY

	Quantity	Base Number	Contract	AT	Region	England
% of FP17s for the same patient ID Re-attending within 3 months - Children	285	3,222	8.8%	11.3%	12.3%	11.8%
% of FP17s for the same patient ID Re-attending within 3 months - Adults	978	8,153	12.0%	16.7%	15.9%	15.7%
% of FP17s for the same patient ID Re-attending between 3 & 9 months - Children	1,754	3,222	54.4%	54.4%	60.2%	58.9%
% of FP17s for the same patient ID Re-attending between 3 & 9 months - Adults	3,755	8,153	46.1%	45.0%	53.0%	50.8%
% of FP17s for Band 1 Urgent Courses	1,243	11,354	10.9%	11.7%	9.1%	9.1%
% of FP17s Relating to Free Repair or Replacements	115	11,354	1.0%	0.9%	1.0%	0.8%
% of FP17s Relating to Continuations	47	11,354	0.4%	1.2%	1.0%	0.9%
% of Patients satisfied with the dentistry they have received	5	6	N/A	90.2%	93.2%	92.5%
% of Patients satisfied with the time they had to wait for an appointment	5	6	N/A	87.9%	88.1%	87.0%

\* This is based on patients treated on this contract for their most recent course of treatment.

Figures in italics indicate the base number of FP17s or Patient Questionnaire responses are less than 100. N/A is shown where the base number of responses is less than 10 during the period. % is calculated as Quantity/Base number\*100

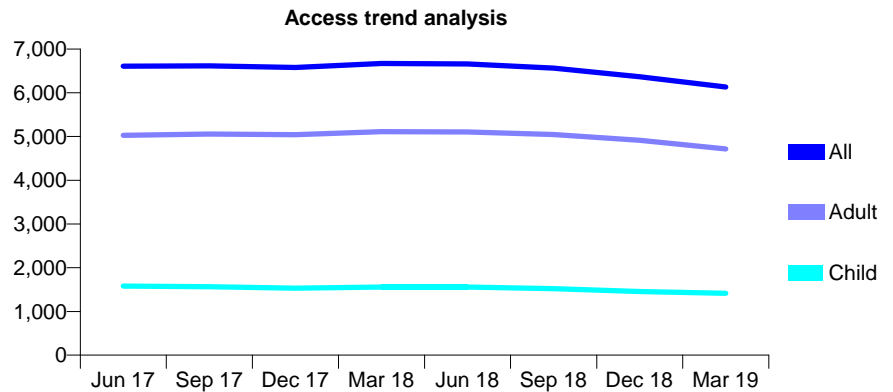
## Q48 - Vital Signs At a Glance Contract Report for 199796/0001 - Year end March 2019

Name or company name	IDH 346 LTD
Contract type name	GDS Contract
Purpose of contract	General
Contract start date	01/04/2009
Contract end date	

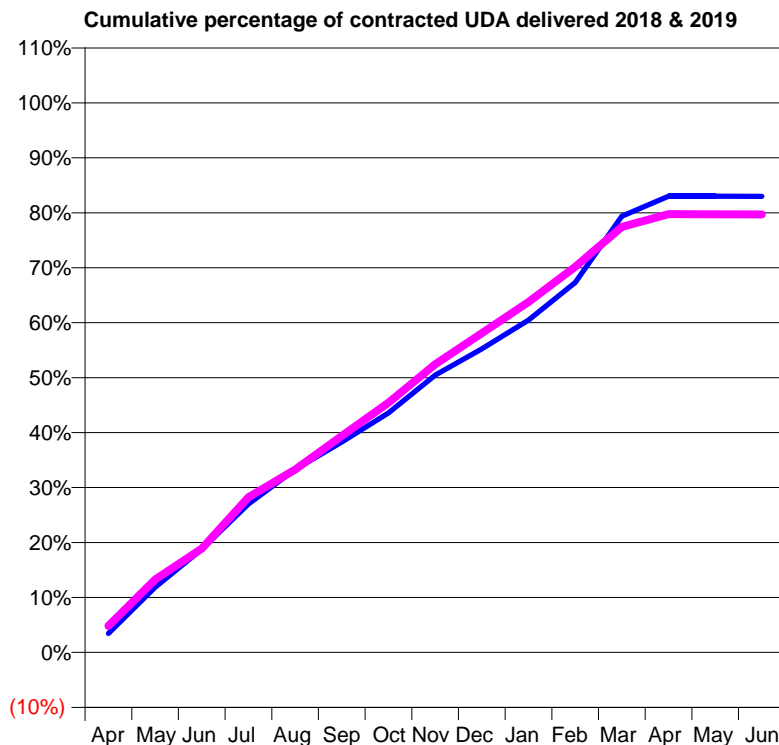
18/19 Contracted general activity (UDA)	22,074
Carry forward general activity (UDA)	0
18/19 Contracted orthodontic activity (UOA)	0
Carry forward orthodontic activity (UOA)	0
Baseline contract value	£655,900.65

### ACCESS\*

Patients seen in 24 months	Total	Change since previous quarter
Quarter ending March 2018	6,669	
Quarter ending June 2018	6,659	→
Quarter ending September 2018	6,565	↓
Quarter ending December 2018	6,367	↓
Quarter ending March 2019	6,131	↓
<b>Variance since March 2018</b>	<b>(8.1%)</b>	<b>↓</b>



### ACTIVITY



Adjusted Scheduled Activity (UDA)		
Month	2018	2019
April	761	1,063
May	2,621	2,929
June	4,145	4,169
July	5,967	6,232
August	7,351	7,346
September	8,451	8,697
October	9,623	10,030
November	11,137	11,573
December	12,193	12,823
January	13,350	14,073
February	14,855	15,488
March	17,520	17,089
April	18,320	17,605
May	18,320	17,602
June	18,319	17,594

### QUALITY

	Quantity	Base Number	Contract	AT	Region	England
% of FP17s for the same patient ID Re-attending within 3 months - Children	133	1,749	7.6%	11.3%	12.3%	11.8%
% of FP17s for the same patient ID Re-attending within 3 months - Adults	562	5,228	10.7%	16.7%	15.9%	15.7%
% of FP17s for the same patient ID Re-attending between 3 & 9 months - Children	900	1,749	51.5%	54.4%	60.2%	58.9%
% of FP17s for the same patient ID Re-attending between 3 & 9 months - Adults	2,532	5,228	48.4%	45.0%	53.0%	50.8%
% of FP17s for Band 1 Urgent Courses	501	6,932	7.2%	11.7%	9.1%	9.1%
% of FP17s Relating to Free Repair or Replacements	57	6,932	0.8%	0.9%	1.0%	0.8%
% of FP17s Relating to Continuations	137	6,932	2.0%	1.2%	1.0%	0.9%
% of Patients satisfied with the dentistry they have received	2	2	N/A	90.2%	93.2%	92.5%
% of Patients satisfied with the time they had to wait for an appointment	2	2	N/A	87.9%	88.1%	87.0%

\* This is based on patients treated on this contract for their most recent course of treatment. Figures in italics indicate the base number of FP17s or Patient Questionnaire responses are less than 100. N/A is shown where the base number of responses is less than 10 during the period. % is calculated as Quantity/Base number\*100

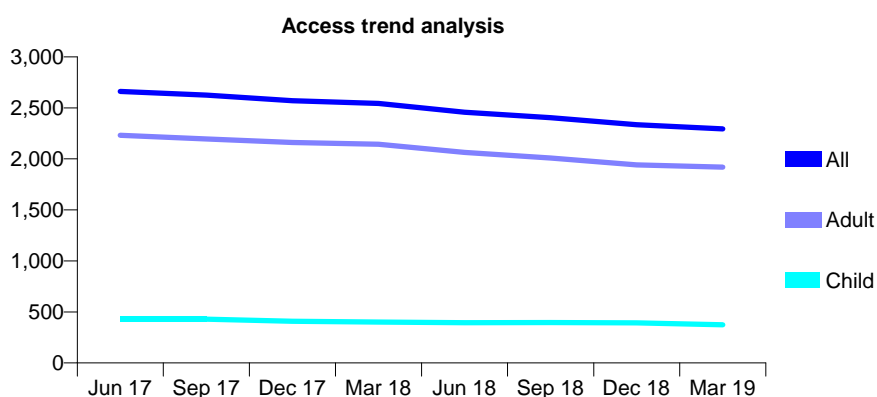
## Q48 - Vital Signs At a Glance Contract Report for 209341/0001 - Year end March 2019

Name or company name	Mr Peter George
Contract type name	GDS Contract
Purpose of contract	General
Contract start date	01/04/2006
Contract end date	

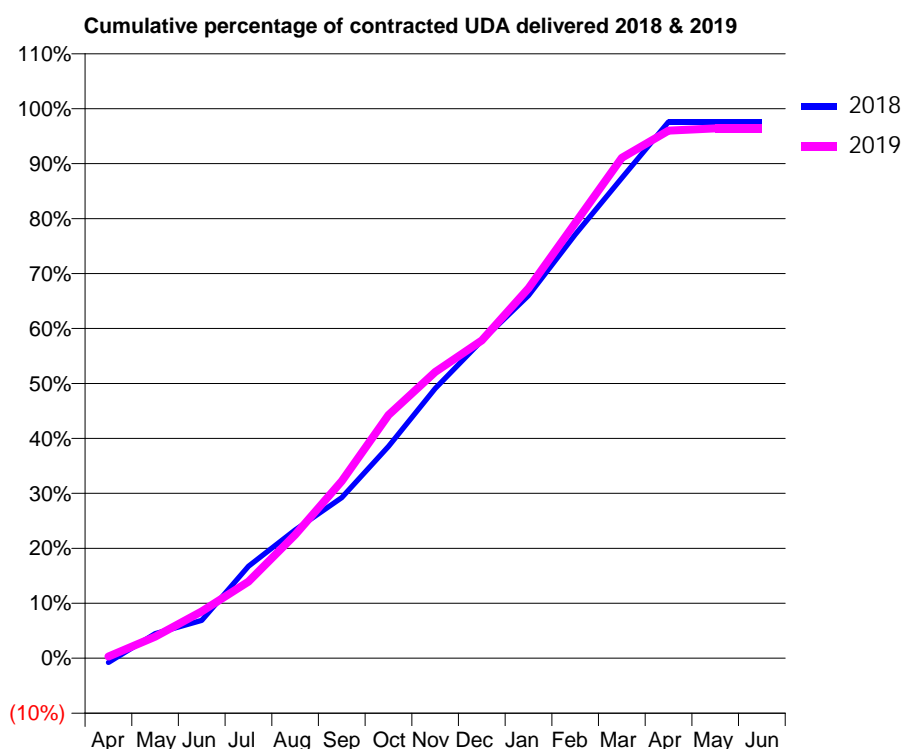
18/19 Contracted general activity (UDA)	6,253
Carry forward general activity (UDA)	151
18/19 Contracted orthodontic activity (UOA)	0
Carry forward orthodontic activity (UOA)	0
Baseline contract value	£178,965.23

### ACCESS\*

Patients seen in 24 months	Total	Change since previous quarter
Quarter ending March 2018	2,543	
Quarter ending June 2018	2,457	↓
Quarter ending September 2018	2,405	↓
Quarter ending December 2018	2,335	↓
Quarter ending March 2019	2,294	↓
<b>Variance since March 2018</b>	<b>(9.8%)</b>	<b>↓</b>



### ACTIVITY



Adjusted Scheduled Activity (UDA)		
Month	2018	2019
April	-50	18
May	280	245
June	431	534
July	1,046	872
August	1,458	1,406
September	1,828	2,016
October	2,410	2,767
November	3,069	3,257
December	3,614	3,615
January	4,128	4,208
February	4,822	4,952
March	5,464	5,693
April	6,102	6,004
May	6,102	6,028
June	6,102	6,028

### QUALITY

	Quantity	Base Number	Contract	AT	Region	England
% of FP17s for the same patient ID Re-attending within 3 months - Children	64	536	11.9%	11.3%	12.3%	11.8%
% of FP17s for the same patient ID Re-attending within 3 months - Adults	325	2,358	13.8%	16.7%	15.9%	15.7%
% of FP17s for the same patient ID Re-attending between 3 & 9 months - Children	188	536	35.1%	54.4%	60.2%	58.9%
% of FP17s for the same patient ID Re-attending between 3 & 9 months - Adults	942	2,358	39.9%	45.0%	53.0%	50.8%
% of FP17s for Band 1 Urgent Courses	307	2,793	11.0%	11.7%	9.1%	9.1%
% of FP17s Relating to Free Repair or Replacements	3	2,793	0.1%	0.9%	1.0%	0.8%
% of FP17s Relating to Continuations	47	2,793	1.7%	1.2%	1.0%	0.9%
% of Patients satisfied with the dentistry they have received	1	1	N/A	90.2%	93.2%	92.5%
% of Patients satisfied with the time they had to wait for an appointment	1	1	N/A	87.9%	88.1%	87.0%

\* This is based on patients treated on this contract for their most recent course of treatment. Figures in italics indicate the base number of FP17s or Patient Questionnaire responses are less than 100. N/A is shown where the base number of responses is less than 10 during the period. % is calculated as Quantity/Base number\*100

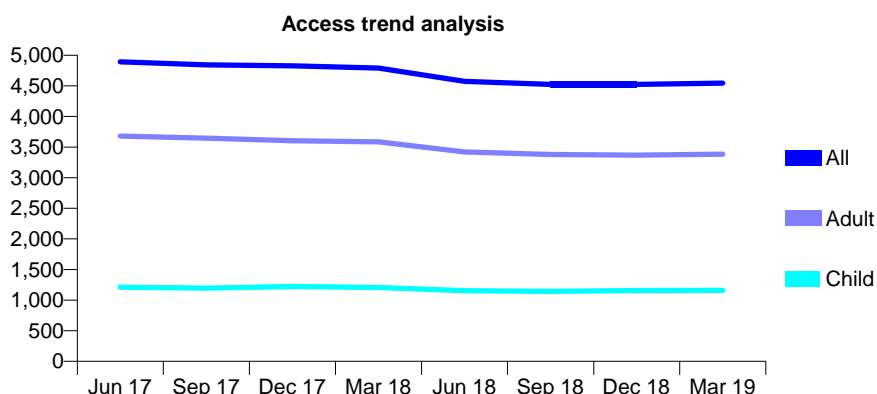
## Q48 - Vital Signs At a Glance Contract Report for 221244/0002 - Year end March 2019

Name or company name	MR MJ FARANDOS
Contract type name	GDS Contract
Purpose of contract	General
Contract start date	01/04/2006
Contract end date	

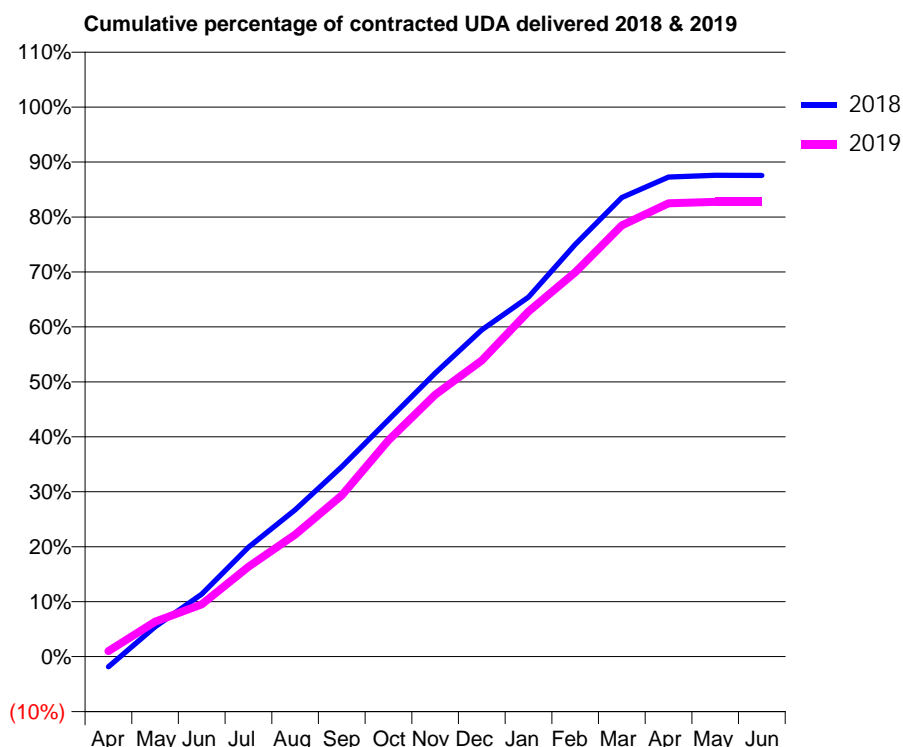
18/19 Contracted general activity (UDA)	17,195
Carry forward general activity (UDA)	0
18/19 Contracted orthodontic activity (UOA)	0
Carry forward orthodontic activity (UOA)	0
Baseline contract value	£451,101.39

### ACCESS\*

Patients seen in 24 months	Total	Change since previous quarter
Quarter ending March 2018	4,789	
Quarter ending June 2018	4,574	↓
Quarter ending September 2018	4,524	↓
Quarter ending December 2018	4,525	→
Quarter ending March 2019	4,545	→
<b>Variance since March 2018</b>	<b>(5.1%)</b>	<b>↓</b>



### ACTIVITY



Adjusted Scheduled Activity (UDA)		
Month	2018	2019
April	-320	173
May	937	1,095
June	1,954	1,632
July	3,425	2,815
August	4,595	3,822
September	5,940	5,047
October	7,409	6,770
November	8,872	8,195
December	10,223	9,265
January	11,250	10,800
February	12,897	12,027
March	14,364	13,494
April	15,005	14,185
May	15,061	14,232
June	15,057	14,232

### QUALITY

	Quantity	Base Number	Contract	AT	Region	England
% of FP17s for the same patient ID Re-attending within 3 months - Children	99	1,237	8.0%	11.3%	12.3%	11.8%
% of FP17s for the same patient ID Re-attending within 3 months - Adults	717	3,871	18.5%	16.7%	15.9%	15.7%
% of FP17s for the same patient ID Re-attending between 3 & 9 months - Children	481	1,237	38.9%	54.4%	60.2%	58.9%
% of FP17s for the same patient ID Re-attending between 3 & 9 months - Adults	1,441	3,871	37.2%	45.0%	53.0%	50.8%
% of FP17s for Band 1 Urgent Courses	501	5,156	9.7%	11.7%	9.1%	9.1%
% of FP17s Relating to Free Repair or Replacements	61	5,156	1.2%	0.9%	1.0%	0.8%
% of FP17s Relating to Continuations	47	5,156	0.9%	1.2%	1.0%	0.9%
% of Patients satisfied with the dentistry they have received	1	1	N/A	90.2%	93.2%	92.5%
% of Patients satisfied with the time they had to wait for an appointment	1	1	N/A	87.9%	88.1%	87.0%

\* This is based on patients treated on this contract for their most recent course of treatment.  
 Figures in *italics* indicate the base number of FP17s or Patient Questionnaire responses are less than 100. N/A is shown where the base number of responses is less than 10 during the period. % is calculated as Quantity/Base number\*100

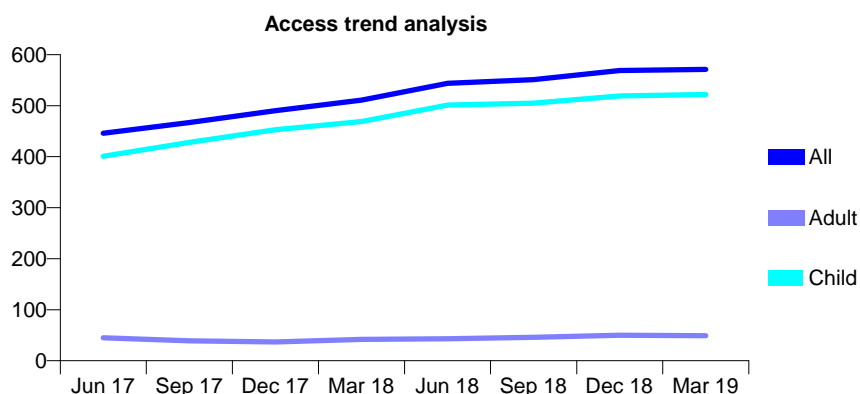
## Q48 - Vital Signs At a Glance Contract Report for 231576/0001 - Year end March 2019

Name or company name	MR DJ GARMORY
Contract type name	GDS Contract
Purpose of contract	General
Contract start date	01/04/2006
Contract end date	

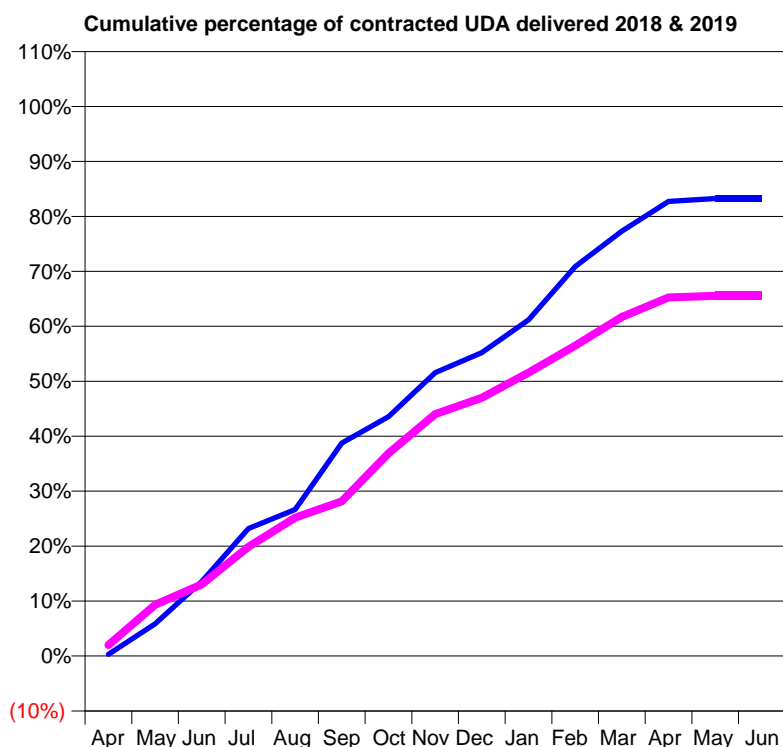
18/19 Contracted general activity (UDA)	1,300
Carry forward general activity (UDA)	0
18/19 Contracted orthodontic activity (UOA)	0
Carry forward orthodontic activity (UOA)	0
Baseline contract value	£30,566.41

### ACCESS\*

Patients seen in 24 months	Total	Change since previous quarter
Quarter ending March 2018	511	
Quarter ending June 2018	544	↑
Quarter ending September 2018	551	→
Quarter ending December 2018	569	↑
Quarter ending March 2019	571	→
<b>Variance since March 2018</b>	<b>11.7%</b>	<b>↑</b>



### ACTIVITY



Adjusted Scheduled Activity (UDA)		
Month	2018	2019
April	4	26
May	76	121
June	176	170
July	302	259
August	346	327
September	504	366
October	566	480
November	670	572
December	717	611
January	795	670
February	921	734
March	1,005	802
April	1,075	848
May	1,082	852
June	1,082	852

### QUALITY

	Quantity	Base Number	Contract	AT	Region	England
% of FP17s for the same patient ID Re-attending within 3 months - Children	50	675	7.4%	11.3%	12.3%	11.8%
% of FP17s for the same patient ID Re-attending within 3 months - Adults	0	0	N/A	16.7%	15.9%	15.7%
% of FP17s for the same patient ID Re-attending between 3 & 9 months - Children	389	675	57.6%	54.4%	60.2%	58.9%
% of FP17s for the same patient ID Re-attending between 3 & 9 months - Adults	0	0	N/A	45.0%	53.0%	50.8%
% of FP17s for Band 1 Urgent Courses	37	682	5.4%	11.7%	9.1%	9.1%
% of FP17s Relating to Free Repair or Replacements	0	682	0.0%	0.9%	1.0%	0.8%
% of FP17s Relating to Continuations	0	682	0.0%	1.2%	1.0%	0.9%
% of Patients satisfied with the dentistry they have received	0	1	N/A	90.2%	93.2%	92.5%
% of Patients satisfied with the time they had to wait for an appointment	1	1	N/A	87.9%	88.1%	87.0%

\* This is based on patients treated on this contract for their most recent course of treatment.

Figures in italics indicate the base number of FP17s or Patient Questionnaire responses are less than 100. N/A is shown where the base number of responses is less than 10 during the period. % is calculated as Quantity/Base number\*100



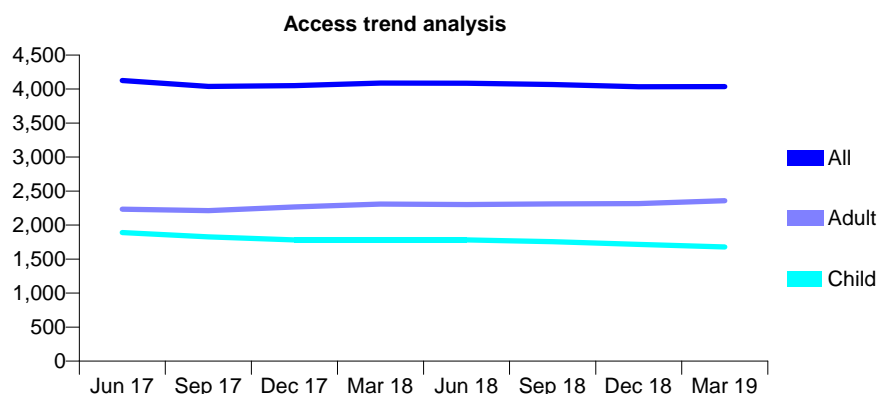
## Q48 - Vital Signs At a Glance Contract Report for 243973/0001 - Year end March 2019

Name or company name	MR S SHARMA
Contract type name	GDS Contract
Purpose of contract	General
Contract start date	01/04/2006
Contract end date	

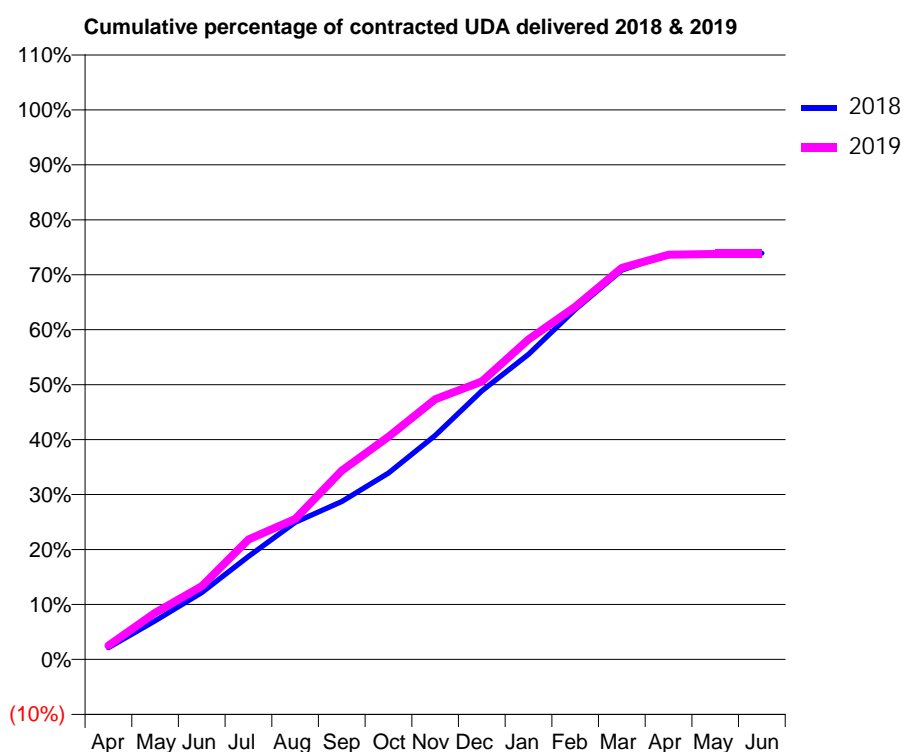
18/19 Contracted general activity (UDA)	12,950
Carry forward general activity (UDA)	0
18/19 Contracted orthodontic activity (UOA)	0
Carry forward orthodontic activity (UOA)	0
Baseline contract value	£339,736.13

### ACCESS\*

Patients seen in 24 months	Total	Change since previous quarter
Quarter ending March 2018	4,090	
Quarter ending June 2018	4,085	→
Quarter ending September 2018	4,068	→
Quarter ending December 2018	4,034	→
Quarter ending March 2019	4,036	→
<b>Variance since March 2018</b>	<b>(1.3%)</b>	<b>↓</b>



### ACTIVITY



Adjusted Scheduled Activity (UDA)		
Month	2018	2019
April	279	326
May	911	1,101
June	1,575	1,726
July	2,429	2,825
August	3,234	3,311
September	3,724	4,449
October	4,392	5,250
November	5,278	6,131
December	6,328	6,548
January	7,192	7,540
February	8,248	8,310
March	9,175	9,226
April	9,548	9,538
May	9,559	9,554
June	9,574	9,554

### QUALITY

	Quantity	Base Number	Contract	AT	Region	England
% of FP17s for the same patient ID Re-attending within 3 months - Children	188	2,248	8.4%	11.3%	12.3%	11.8%
% of FP17s for the same patient ID Re-attending within 3 months - Adults	508	2,574	19.7%	16.7%	15.9%	15.7%
% of FP17s for the same patient ID Re-attending between 3 & 9 months - Children	1,106	2,248	49.2%	54.4%	60.2%	58.9%
% of FP17s for the same patient ID Re-attending between 3 & 9 months - Adults	828	2,574	32.2%	45.0%	53.0%	50.8%
% of FP17s for Band 1 Urgent Courses	569	4,732	12.0%	11.7%	9.1%	9.1%
% of FP17s Relating to Free Repair or Replacements	26	4,732	0.5%	0.9%	1.0%	0.8%
% of FP17s Relating to Continuations	28	4,732	0.6%	1.2%	1.0%	0.9%
% of Patients satisfied with the dentistry they have received	1	1	N/A	90.2%	93.2%	92.5%
% of Patients satisfied with the time they had to wait for an appointment	1	1	N/A	87.9%	88.1%	87.0%

\* This is based on patients treated on this contract for their most recent course of treatment.

Figures in italics indicate the base number of FP17s or Patient Questionnaire responses are less than 100. N/A is shown where the base number of responses is less than 10 during the period. % is calculated as Quantity/Base number\*100

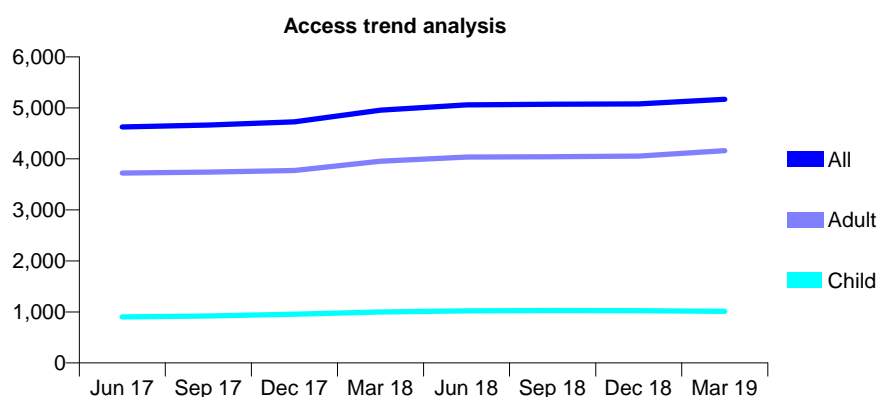
## Q48 - Vital Signs At a Glance Contract Report for 277479/0001 - Year end March 2019

Name or company name	MR JR HYSLOP
Contract type name	GDS Contract
Purpose of contract	General
Contract start date	01/04/2014
Contract end date	

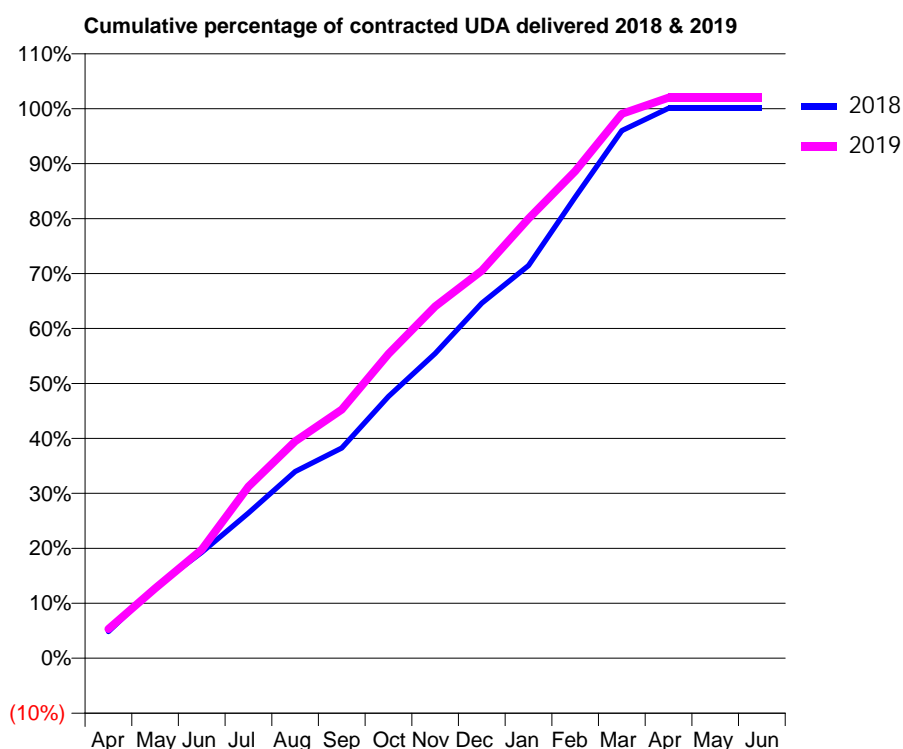
18/19 Contracted general activity (UDA)	17,501
Carry forward general activity (UDA)	0
18/19 Contracted orthodontic activity (UOA)	0
Carry forward orthodontic activity (UOA)	0
Baseline contract value	£508,683.56

### ACCESS\*

Patients seen in 24 months	Total	Change since previous quarter
Quarter ending March 2018	4,955	
Quarter ending June 2018	5,057	↑
Quarter ending September 2018	5,071	→
Quarter ending December 2018	5,079	→
Quarter ending March 2019	5,170	→
<b>Variance since March 2018</b>	<b>4.3%</b>	<b>↑</b>



### ACTIVITY



Adjusted Scheduled Activity (UDA)		
Month	2018	2019
April	852	934
May	2,257	2,228
June	3,374	3,458
July	4,627	5,466
August	5,943	6,908
September	6,695	7,918
October	8,334	9,690
November	9,708	11,205
December	11,308	12,343
January	12,505	14,001
February	14,687	15,513
March	16,803	17,336
April	17,514	17,852
May	17,514	17,852
June	17,514	17,852

### QUALITY

	Quantity	Base Number	Contract	AT	Region	England
% of FP17s for the same patient ID Re-attending within 3 months - Children	128	1,666	7.7%	11.3%	12.3%	11.8%
% of FP17s for the same patient ID Re-attending within 3 months - Adults	953	6,184	15.4%	16.7%	15.9%	15.7%
% of FP17s for the same patient ID Re-attending between 3 & 9 months - Children	1,122	1,666	67.3%	54.4%	60.2%	58.9%
% of FP17s for the same patient ID Re-attending between 3 & 9 months - Adults	3,769	6,184	60.9%	45.0%	53.0%	50.8%
% of FP17s for Band 1 Urgent Courses	889	7,807	11.4%	11.7%	9.1%	9.1%
% of FP17s Relating to Free Repair or Replacements	37	7,807	0.5%	0.9%	1.0%	0.8%
% of FP17s Relating to Continuations	41	7,807	0.5%	1.2%	1.0%	0.9%
% of Patients satisfied with the dentistry they have received	6	6	N/A	90.2%	93.2%	92.5%
% of Patients satisfied with the time they had to wait for an appointment	5	6	N/A	87.9%	88.1%	87.0%

\* This is based on patients treated on this contract for their most recent course of treatment.

Figures in italics indicate the base number of FP17s or Patient Questionnaire responses are less than 100. N/A is shown where the base number of responses is less than 10 during the period. % is calculated as Quantity/Base number\*100

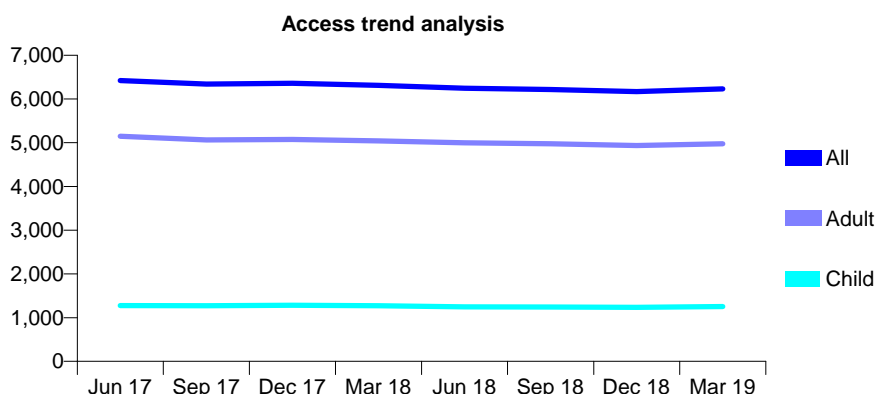
## Q48 - Vital Signs At a Glance Contract Report for 301299/0004 - Year end March 2019

Name or company name	MR KH TSAO
Contract type name	GDS Contract
Purpose of contract	General
Contract start date	01/10/2012
Contract end date	

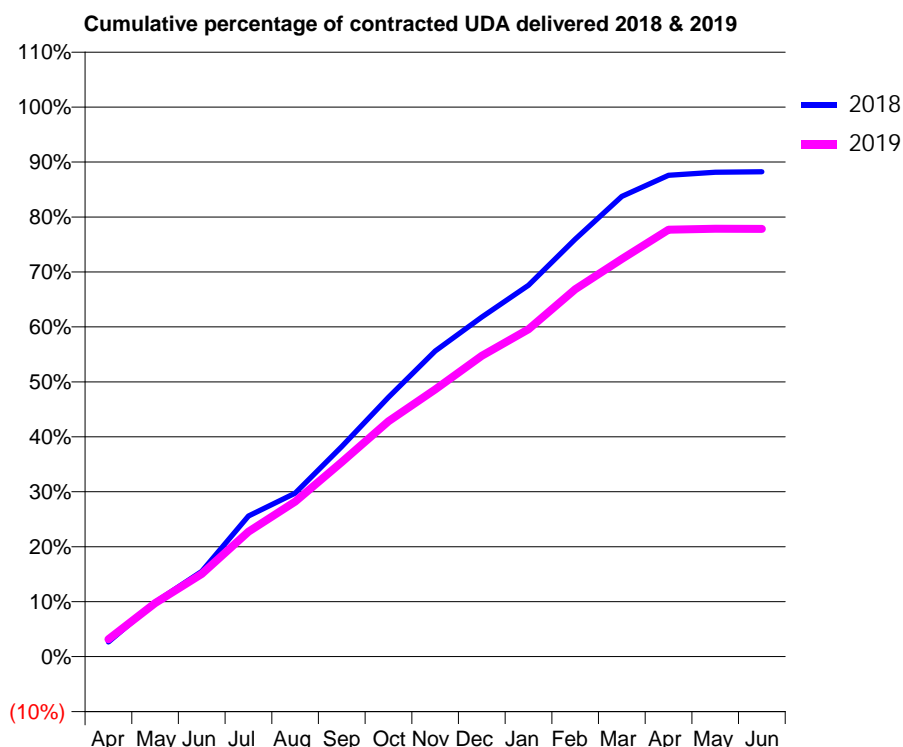
18/19 Contracted general activity (UDA)	23,370
Carry forward general activity (UDA)	0
18/19 Contracted orthodontic activity (UOA)	0
Carry forward orthodontic activity (UOA)	0
Baseline contract value	£537,562.03

### ACCESS\*

Patients seen in 24 months	Total	Change since previous quarter
Quarter ending March 2018	6,311	
Quarter ending June 2018	6,244	↓
Quarter ending September 2018	6,218	→
Quarter ending December 2018	6,170	→
Quarter ending March 2019	6,233	→
<b>Variance since March 2018</b>	<b>(1.2%)</b>	<b>↓</b>



### ACTIVITY



Adjusted Scheduled Activity (UDA)		
Month	2018	2019
April	627	738
May	2,309	2,276
June	3,628	3,516
July	5,981	5,309
August	6,956	6,593
September	8,935	8,271
October	11,030	10,009
November	12,995	11,365
December	14,435	12,791
January	15,791	13,918
February	17,755	15,620
March	19,566	16,907
April	20,468	18,154
May	20,602	18,198
June	20,616	18,190

### QUALITY

	Quantity	Base Number	Contract	AT	Region	England
% of FP17s for the same patient ID Re-attending within 3 months - Children	157	1,634	9.6%	11.3%	12.3%	11.8%
% of FP17s for the same patient ID Re-attending within 3 months - Adults	909	5,871	15.5%	16.7%	15.9%	15.7%
% of FP17s for the same patient ID Re-attending between 3 & 9 months - Children	830	1,634	50.8%	54.4%	60.2%	58.9%
% of FP17s for the same patient ID Re-attending between 3 & 9 months - Adults	2,527	5,871	43.0%	45.0%	53.0%	50.8%
% of FP17s for Band 1 Urgent Courses	1,210	7,701	15.7%	11.7%	9.1%	9.1%
% of FP17s Relating to Free Repair or Replacements	83	7,701	1.1%	0.9%	1.0%	0.8%
% of FP17s Relating to Continuations	40	7,701	0.5%	1.2%	1.0%	0.9%
% of Patients satisfied with the dentistry they have received	3	3	N/A	90.2%	93.2%	92.5%
% of Patients satisfied with the time they had to wait for an appointment	2	3	N/A	87.9%	88.1%	87.0%

\* This is based on patients treated on this contract for their most recent course of treatment.  
 Figures in *italics* indicate the base number of FP17s or Patient Questionnaire responses are less than 100. N/A is shown where the base number of responses is less than 10 during the period. % is calculated as Quantity/Base number\*100

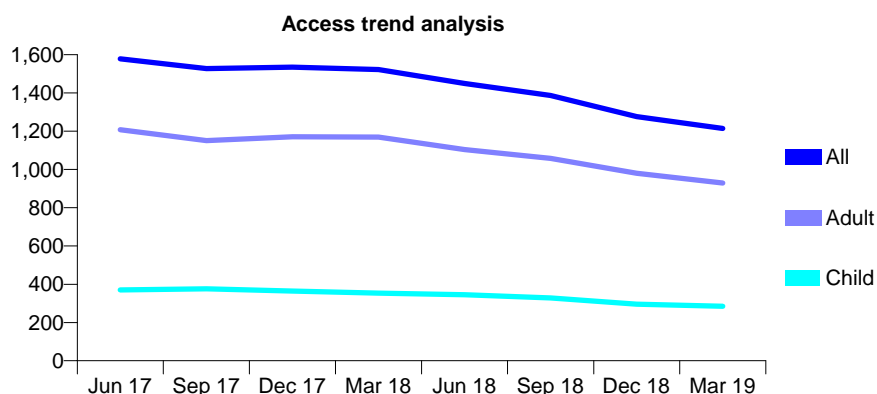
## Q48 - Vital Signs At a Glance Contract Report for 301299/0005 - Year end March 2019

Name or company name	MR KH TSAO
Contract type name	GDS Contract
Purpose of contract	General
Contract start date	01/10/2012
Contract end date	

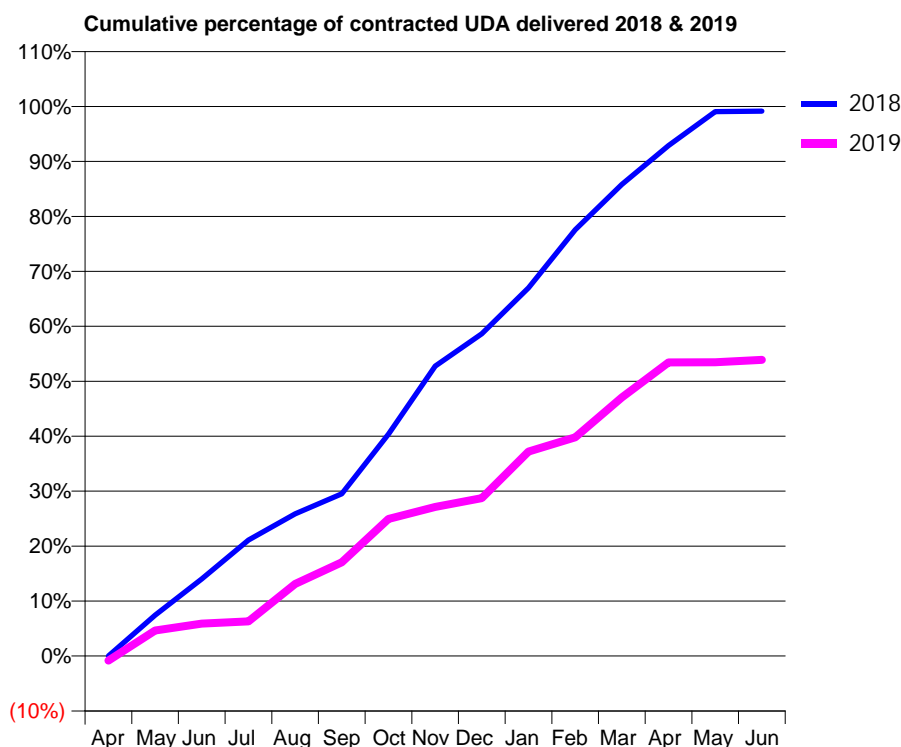
18/19 Contracted general activity (UDA)	4,706
Carry forward general activity (UDA)	40
18/19 Contracted orthodontic activity (UOA)	0
Carry forward orthodontic activity (UOA)	0
Baseline contract value	£123,459.32

### ACCESS\*

Patients seen in 24 months	Total	Change since previous quarter
Quarter ending March 2018	1,522	
Quarter ending June 2018	1,449	↓
Quarter ending September 2018	1,387	↓
Quarter ending December 2018	1,276	↓
Quarter ending March 2019	1,214	↓
<b>Variance since March 2018</b>	<b>(20.2%)</b>	<b>↓</b>



### ACTIVITY



Adjusted Scheduled Activity (UDA)		
Month	2018	2019
April	0	-40
May	350	218
June	660	278
July	993	297
August	1,218	618
September	1,389	803
October	1,901	1,173
November	2,482	1,278
December	2,760	1,353
January	3,152	1,751
February	3,650	1,874
March	4,039	2,214
April	4,371	2,515
May	4,662	2,516
June	4,666	2,536

### QUALITY

	Quantity	Base Number	Contract	AT	Region	England
% of FP17s for the same patient ID Re-attending within 3 months - Children	12	259	4.6%	11.3%	12.3%	11.8%
% of FP17s for the same patient ID Re-attending within 3 months - Adults	57	704	8.1%	16.7%	15.9%	15.7%
% of FP17s for the same patient ID Re-attending between 3 & 9 months - Children	75	259	29.0%	54.4%	60.2%	58.9%
% of FP17s for the same patient ID Re-attending between 3 & 9 months - Adults	149	704	21.2%	45.0%	53.0%	50.8%
% of FP17s for Band 1 Urgent Courses	144	940	15.3%	11.7%	9.1%	9.1%
% of FP17s Relating to Free Repair or Replacements	7	940	0.7%	0.9%	1.0%	0.8%
% of FP17s Relating to Continuations	3	940	0.3%	1.2%	1.0%	0.9%
% of Patients satisfied with the dentistry they have received	0	0	N/A	90.2%	93.2%	92.5%
% of Patients satisfied with the time they had to wait for an appointment	0	0	N/A	87.9%	88.1%	87.0%

\* This is based on patients treated on this contract for their most recent course of treatment.

Figures in italics indicate the base number of FP17s or Patient Questionnaire responses are less than 100. N/A is shown where the base number of responses is less than 10 during the period. % is calculated as Quantity/Base number\*100

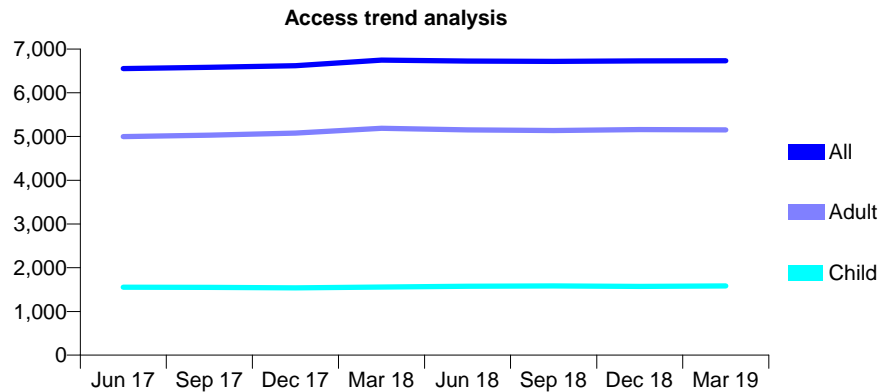
## Q48 - Vital Signs At a Glance Contract Report for 304409/0001 - Year end March 2019

Name or company name	MR GM O'HARE
Contract type name	GDS Contract
Purpose of contract	General
Contract start date	01/04/2006
Contract end date	

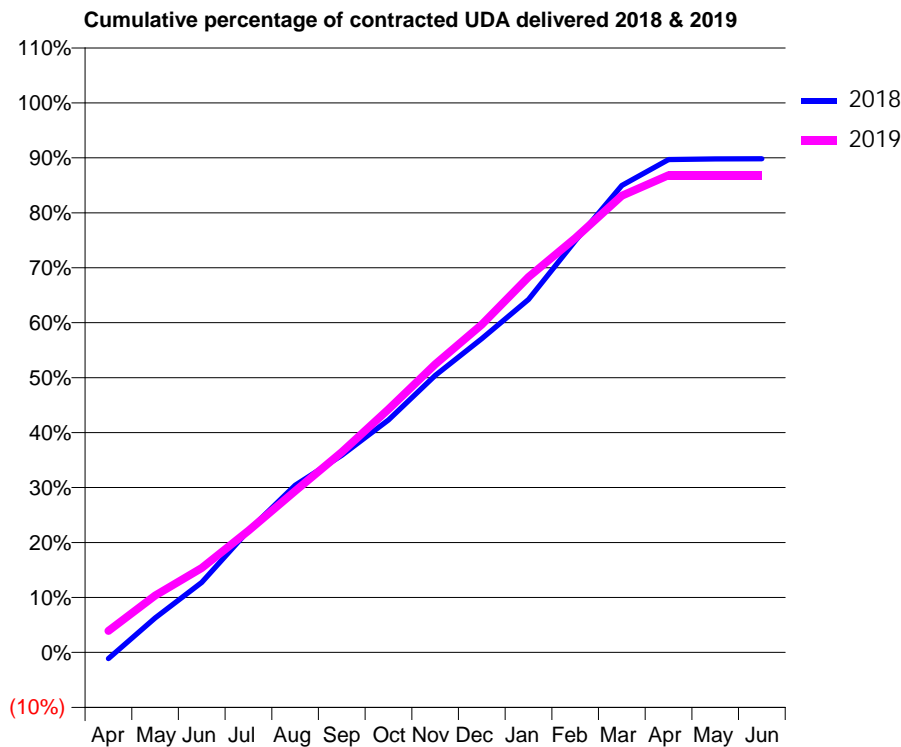
18/19 Contracted general activity (UDA)	22,316
Carry forward general activity (UDA)	0
18/19 Contracted orthodontic activity (UOA)	0
Carry forward orthodontic activity (UOA)	0
Baseline contract value	£585,447.99

### ACCESS\*

Patients seen in 24 months	Total	Change since previous quarter
Quarter ending March 2018	6,747	
Quarter ending June 2018	6,727	→
Quarter ending September 2018	6,719	→
Quarter ending December 2018	6,730	→
Quarter ending March 2019	6,734	→
<b>Variance since March 2018</b>	<b>(0.2%)</b>	<b>→</b>



### ACTIVITY



Adjusted Scheduled Activity (UDA)		
Month	2018	2019
April	-256	874
May	1,400	2,307
June	2,845	3,430
July	4,952	4,940
August	6,790	6,556
September	8,005	8,134
October	9,442	9,877
November	11,243	11,702
December	12,738	13,316
January	14,333	15,243
February	16,711	16,824
March	18,965	18,545
April	20,015	19,377
May	20,040	19,377
June	20,045	19,379

### QUALITY

	Quantity	Base Number	Contract	AT	Region	England
% of FP17s for the same patient ID Re-attending within 3 months - Children	162	2,177	7.4%	11.3%	12.3%	11.8%
% of FP17s for the same patient ID Re-attending within 3 months - Adults	1,229	6,787	18.1%	16.7%	15.9%	15.7%
% of FP17s for the same patient ID Re-attending between 3 & 9 months - Children	1,287	2,177	59.1%	54.4%	60.2%	58.9%
% of FP17s for the same patient ID Re-attending between 3 & 9 months - Adults	3,093	6,787	45.6%	45.0%	53.0%	50.8%
% of FP17s for Band 1 Urgent Courses	1,247	8,875	14.1%	11.7%	9.1%	9.1%
% of FP17s Relating to Free Repair or Replacements	67	8,875	0.8%	0.9%	1.0%	0.8%
% of FP17s Relating to Continuations	40	8,875	0.5%	1.2%	1.0%	0.9%
% of Patients satisfied with the dentistry they have received	1	1	N/A	90.2%	93.2%	92.5%
% of Patients satisfied with the time they had to wait for an appointment	1	1	N/A	87.9%	88.1%	87.0%

\* This is based on patients treated on this contract for their most recent course of treatment. Figures in italics indicate the base number of FP17s or Patient Questionnaire responses are less than 100. N/A is shown where the base number of responses is less than 10 during the period. % is calculated as Quantity/Base number\*100

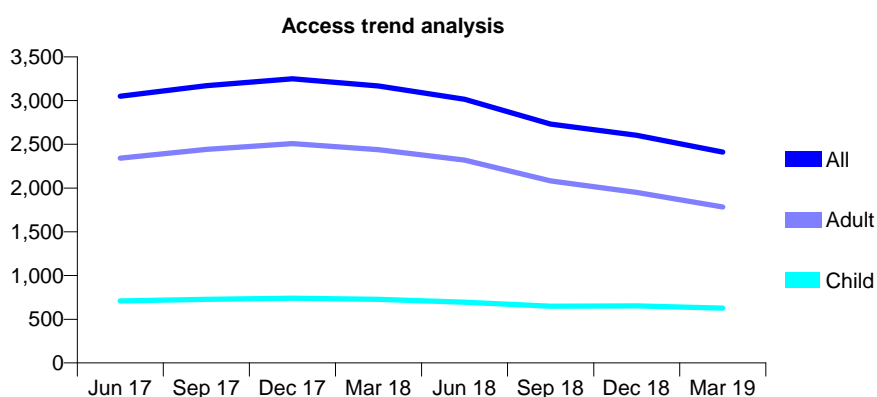
## Q48 - Vital Signs At a Glance Contract Report for 320455/0002 - Year end March 2019

Name or company name	MR RA KUNCEWICZ
Contract type name	GDS Contract
Purpose of contract	General
Contract start date	01/04/2006
Contract end date	

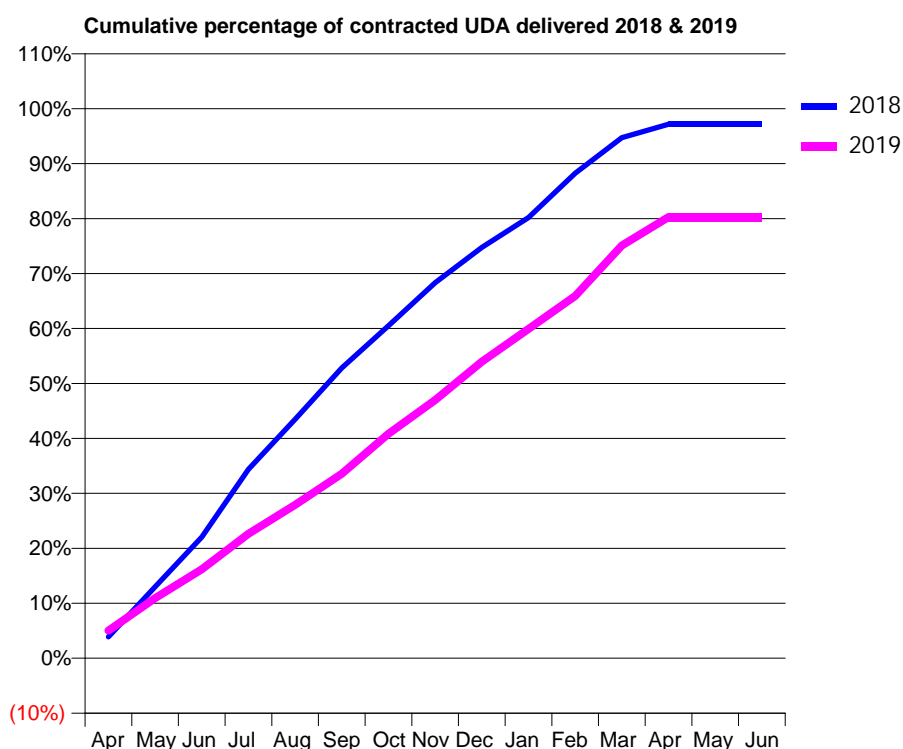
18/19 Contracted general activity (UDA)	8,350
Carry forward general activity (UDA)	0
18/19 Contracted orthodontic activity (UOA)	0
Carry forward orthodontic activity (UOA)	0
Baseline contract value	£213,815.75

### ACCESS\*

Patients seen in 24 months	Total	Change since previous quarter
Quarter ending March 2018	3,167	
Quarter ending June 2018	3,015	↓
Quarter ending September 2018	2,730	↓
Quarter ending December 2018	2,602	↓
Quarter ending March 2019	2,411	↓
<b>Variance since March 2018</b>	<b>(23.9%)</b>	<b>↓</b>



### ACTIVITY



Adjusted Scheduled Activity (UDA)		
Month	2018	2019
April	326	420
May	1,086	913
June	1,840	1,351
July	2,871	1,892
August	3,632	2,332
September	4,410	2,803
October	5,052	3,410
November	5,704	3,924
December	6,239	4,506
January	6,695	5,003
February	7,368	5,505
March	7,909	6,271
April	8,115	6,703
May	8,115	6,704
June	8,115	6,704

### QUALITY

	Quantity	Base Number	Contract	AT	Region	England
% of FP17s for the same patient ID Re-attending within 3 months - Children	80	656	12.2%	11.3%	12.3%	11.8%
% of FP17s for the same patient ID Re-attending within 3 months - Adults	246	1,621	15.2%	16.7%	15.9%	15.7%
% of FP17s for the same patient ID Re-attending between 3 & 9 months - Children	217	656	33.1%	54.4%	60.2%	58.9%
% of FP17s for the same patient ID Re-attending between 3 & 9 months - Adults	528	1,621	32.6%	45.0%	53.0%	50.8%
% of FP17s for Band 1 Urgent Courses	288	2,293	12.6%	11.7%	9.1%	9.1%
% of FP17s Relating to Free Repair or Replacements	41	2,293	1.8%	0.9%	1.0%	0.8%
% of FP17s Relating to Continuations	21	2,293	0.9%	1.2%	1.0%	0.9%
% of Patients satisfied with the dentistry they have received	0	1	N/A	90.2%	93.2%	92.5%
% of Patients satisfied with the time they had to wait for an appointment	0	1	N/A	87.9%	88.1%	87.0%

\* This is based on patients treated on this contract for their most recent course of treatment. Figures in italics indicate the base number of FP17s or Patient Questionnaire responses are less than 100. N/A is shown where the base number of responses is less than 10 during the period. % is calculated as Quantity/Base number\*100

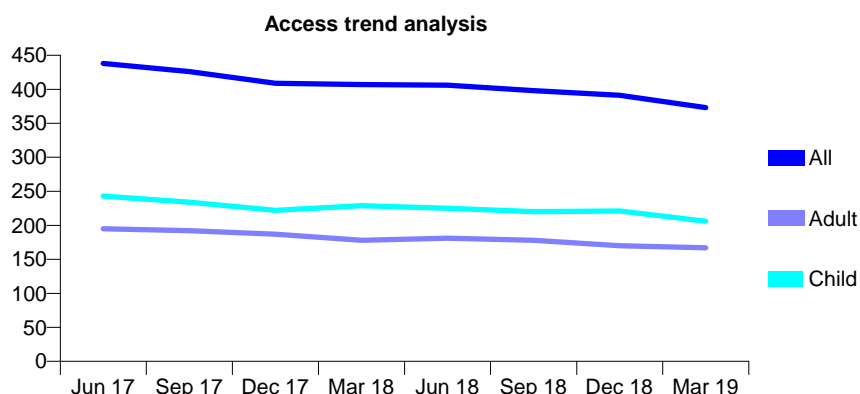
## Q48 - Vital Signs At a Glance Contract Report for 325015/0001 - Year end March 2019

Name or company name	MR SA CROSTON
Contract type name	GDS Contract
Purpose of contract	General
Contract start date	01/04/2006
Contract end date	

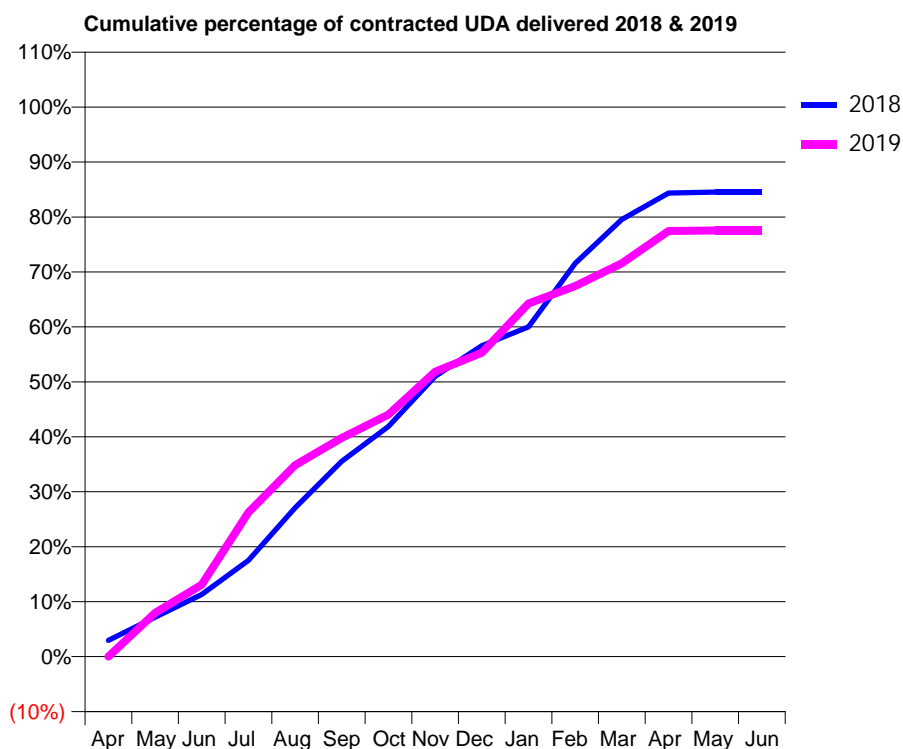
18/19 Contracted general activity (UDA)	1,200
Carry forward general activity (UDA)	0
18/19 Contracted orthodontic activity (UOA)	0
Carry forward orthodontic activity (UOA)	0
Baseline contract value	£31,262.24

### ACCESS\*

Patients seen in 24 months	Total	Change since previous quarter
Quarter ending March 2018	407	
Quarter ending June 2018	406	→
Quarter ending September 2018	398	↓
Quarter ending December 2018	391	↓
Quarter ending March 2019	373	↓
<b>Variance since March 2018</b>	<b>(8.4%)</b>	<b>↓</b>



### ACTIVITY



Adjusted Scheduled Activity (UDA)		
Month	2018	2019
April	35	0
May	86	96
June	136	157
July	210	315
August	325	418
September	427	478
October	503	529
November	612	622
December	679	663
January	720	771
February	859	809
March	954	859
April	1,012	929
May	1,014	930
June	1,014	930

### QUALITY

	Quantity	Base Number	Contract	AT	Region	England
% of FP17s for the same patient ID Re-attending within 3 months - Children	18	348	5.2%	11.3%	12.3%	11.8%
% of FP17s for the same patient ID Re-attending within 3 months - Adults	37	216	17.1%	16.7%	15.9%	15.7%
% of FP17s for the same patient ID Re-attending between 3 & 9 months - Children	249	348	71.6%	54.4%	60.2%	58.9%
% of FP17s for the same patient ID Re-attending between 3 & 9 months - Adults	130	216	60.2%	45.0%	53.0%	50.8%
% of FP17s for Band 1 Urgent Courses	49	570	8.6%	11.7%	9.1%	9.1%
% of FP17s Relating to Free Repair or Replacements	0	570	0.0%	0.9%	1.0%	0.8%
% of FP17s Relating to Continuations	11	570	1.9%	1.2%	1.0%	0.9%
% of Patients satisfied with the dentistry they have received	0	0	N/A	90.2%	93.2%	92.5%
% of Patients satisfied with the time they had to wait for an appointment	0	0	N/A	87.9%	88.1%	87.0%

\* This is based on patients treated on this contract for their most recent course of treatment.  
 Figures in *italics* indicate the base number of FP17s or Patient Questionnaire responses are less than 100. N/A is shown where the base number of responses is less than 10 during the period. % is calculated as Quantity/Base number\*100



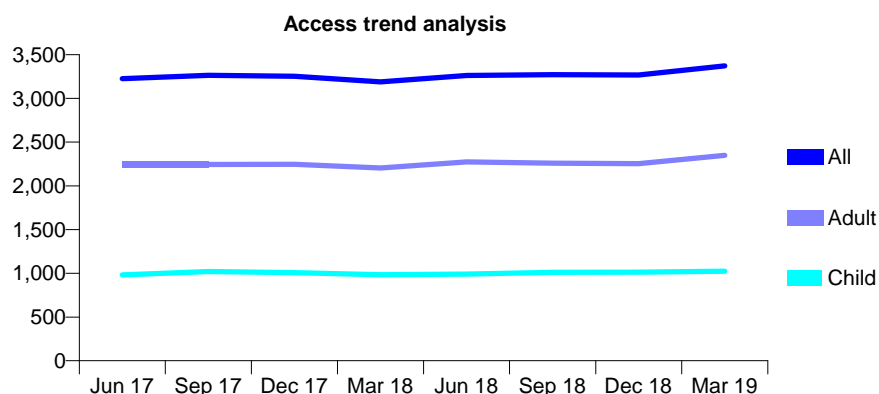
## Q48 - Vital Signs At a Glance Contract Report for 325112/0001 - Year end March 2019

Name or company name	MR DJ TILDSLEY
Contract type name	GDS Contract
Purpose of contract	General
Contract start date	01/04/2006
Contract end date	

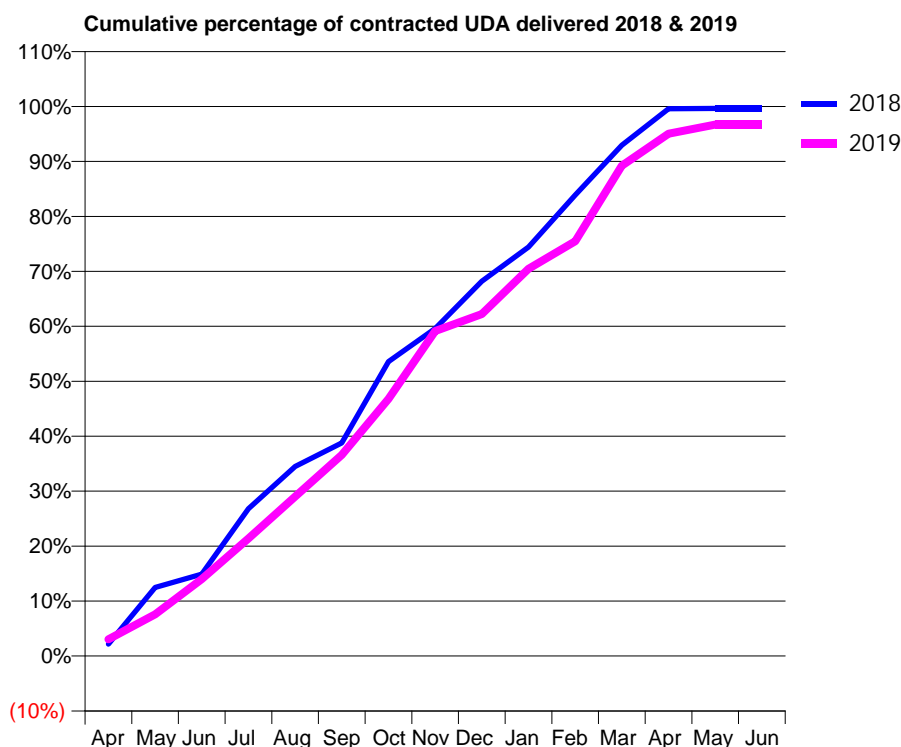
18/19 Contracted general activity (UDA)	10,904
Carry forward general activity (UDA)	41
18/19 Contracted orthodontic activity (UOA)	0
Carry forward orthodontic activity (UOA)	0
Baseline contract value	£347,978.13

### ACCESS\*

Patients seen in 24 months	Total	Change since previous quarter
Quarter ending March 2018	3,188	
Quarter ending June 2018	3,263	↑
Quarter ending September 2018	3,271	→
Quarter ending December 2018	3,267	→
Quarter ending March 2019	3,373	↑
<b>Variance since March 2018</b>	<b>5.8%</b>	<b>↑</b>



### ACTIVITY



Adjusted Scheduled Activity (UDA)		
Month	2018	2019
April	237	331
May	1,361	826
June	1,627	1,524
July	2,923	2,334
August	3,760	3,163
September	4,227	3,989
October	5,842	5,101
November	6,498	6,447
December	7,434	6,785
January	8,113	7,684
February	9,145	8,229
March	10,133	9,729
April	10,857	10,365
May	10,864	10,543
June	10,863	10,543

### QUALITY

	Quantity	Base Number	Contract	AT	Region	England
% of FP17s for the same patient ID Re-attending within 3 months - Children	395	1,862	21.2%	11.3%	12.3%	11.8%
% of FP17s for the same patient ID Re-attending within 3 months - Adults	506	2,559	19.8%	16.7%	15.9%	15.7%
% of FP17s for the same patient ID Re-attending between 3 & 9 months - Children	924	1,862	49.6%	54.4%	60.2%	58.9%
% of FP17s for the same patient ID Re-attending between 3 & 9 months - Adults	810	2,559	31.7%	45.0%	53.0%	50.8%
% of FP17s for Band 1 Urgent Courses	526	4,445	11.8%	11.7%	9.1%	9.1%
% of FP17s Relating to Free Repair or Replacements	59	4,445	1.3%	0.9%	1.0%	0.8%
% of FP17s Relating to Continuations	14	4,445	0.3%	1.2%	1.0%	0.9%
% of Patients satisfied with the dentistry they have received	3	3	N/A	90.2%	93.2%	92.5%
% of Patients satisfied with the time they had to wait for an appointment	2	3	N/A	87.9%	88.1%	87.0%

\* This is based on patients treated on this contract for their most recent course of treatment.

Figures in italics indicate the base number of FP17s or Patient Questionnaire responses are less than 100. N/A is shown where the base number of responses is less than 10 during the period. % is calculated as Quantity/Base number\*100

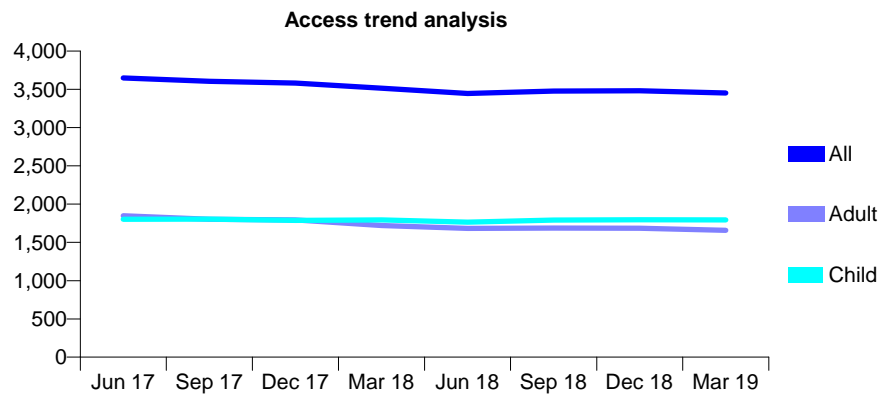
## Q48 - Vital Signs At a Glance Contract Report for 328847/0001 - Year end March 2019

Name or company name	MR PA DOYLE
Contract type name	GDS Contract
Purpose of contract	General
Contract start date	01/04/2006
Contract end date	

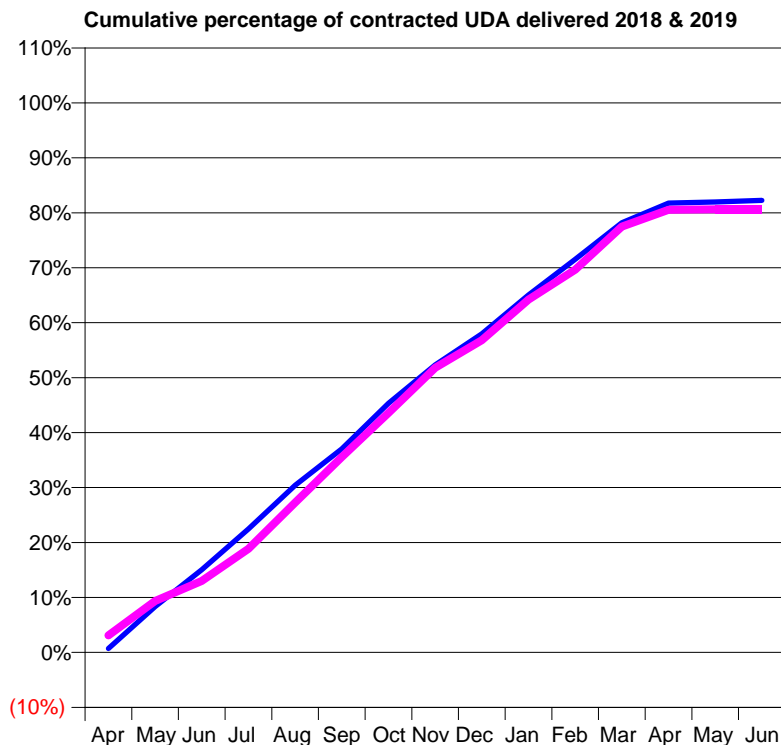
18/19 Contracted general activity (UDA)	12,787
Carry forward general activity (UDA)	0
18/19 Contracted orthodontic activity (UOA)	0
Carry forward orthodontic activity (UOA)	0
Baseline contract value	£372,093.42

### ACCESS\*

Patients seen in 24 months	Total	Change since previous quarter
Quarter ending March 2018	3,515	
Quarter ending June 2018	3,447	↓
Quarter ending September 2018	3,478	→
Quarter ending December 2018	3,481	→
Quarter ending March 2019	3,451	→
<b>Variance since March 2018</b>	<b>(1.8%)</b>	<b>↓</b>



### ACTIVITY



Adjusted Scheduled Activity (UDA)		
Month	2018	2019
April	91	398
May	1,065	1,195
June	1,921	1,664
July	2,872	2,413
August	3,890	3,486
September	4,733	4,544
October	5,798	5,573
November	6,688	6,624
December	7,410	7,262
January	8,318	8,210
February	9,148	8,905
March	9,997	9,906
April	10,454	10,299
May	10,480	10,310
June	10,517	10,310

### QUALITY

	Quantity	Base Number	Contract	AT	Region	England
% of FP17s for the same patient ID Re-attending within 3 months - Children	154	2,137	7.2%	11.3%	12.3%	11.8%
% of FP17s for the same patient ID Re-attending within 3 months - Adults	390	1,847	21.1%	16.7%	15.9%	15.7%
% of FP17s for the same patient ID Re-attending between 3 & 9 months - Children	973	2,137	45.5%	54.4%	60.2%	58.9%
% of FP17s for the same patient ID Re-attending between 3 & 9 months - Adults	687	1,847	37.2%	45.0%	53.0%	50.8%
% of FP17s for Band 1 Urgent Courses	428	3,940	10.9%	11.7%	9.1%	9.1%
% of FP17s Relating to Free Repair or Replacements	1	3,940	0.0%	0.9%	1.0%	0.8%
% of FP17s Relating to Continuations	20	3,940	0.5%	1.2%	1.0%	0.9%
% of Patients satisfied with the dentistry they have received	0	0	N/A	90.2%	93.2%	92.5%
% of Patients satisfied with the time they had to wait for an appointment	0	0	N/A	87.9%	88.1%	87.0%

\* This is based on patients treated on this contract for their most recent course of treatment.

Figures in italics indicate the base number of FP17s or Patient Questionnaire responses are less than 100. N/A is shown where the base number of responses is less than 10 during the period. % is calculated as Quantity/Base number\*100

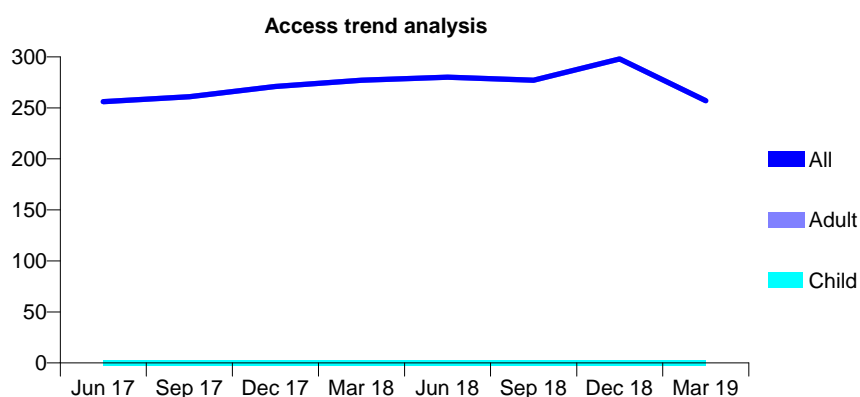
## Q48 - Vital Signs At a Glance Contract Report for 351628/0004 - Year end March 2019

Name or company name	MR TC DALEY
Contract type name	GDS Contract
Purpose of contract	General
Contract start date	02/03/2012
Contract end date	31/12/2018

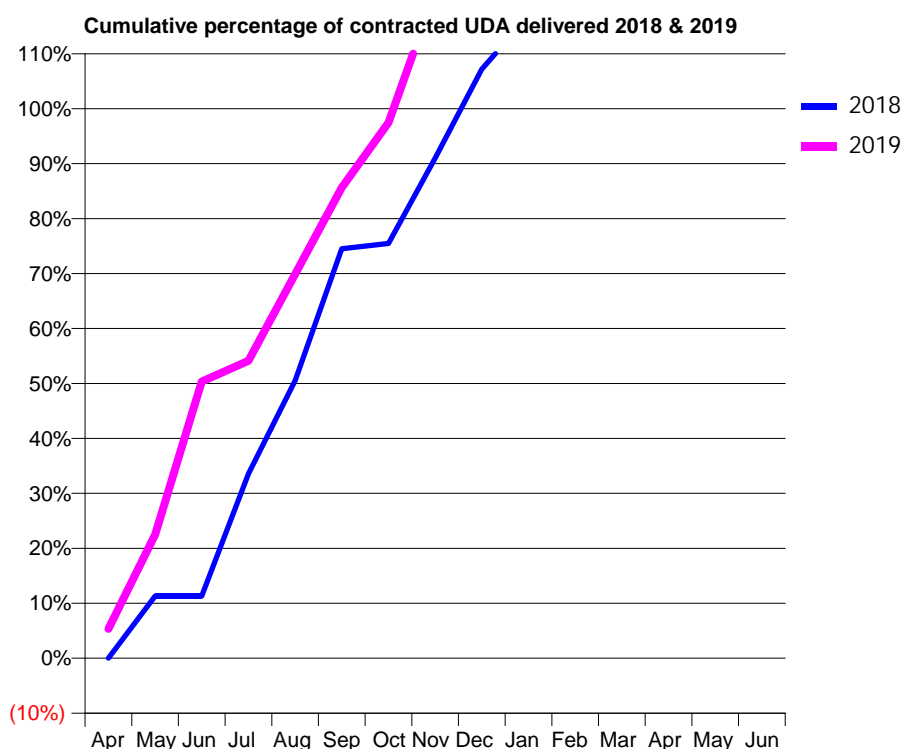
18/19 Contracted general activity (UDA)	636
Carry forward general activity (UDA)	0
18/19 Contracted orthodontic activity (UOA)	0
Carry forward orthodontic activity (UOA)	0
Baseline contract value	£20,801.57

### ACCESS\*

Patients seen in 24 months	Total	Change since previous quarter
Quarter ending March 2018	277	
Quarter ending June 2018	280	→
Quarter ending September 2018	277	↓
Quarter ending December 2018	298	↑
Quarter ending March 2019	257	↓
<b>Variance since March 2018</b>	<b>(7.2%)</b>	<b>↓</b>



### ACTIVITY



Adjusted Scheduled Activity (UDA)		
Month	2018	2019
April	0	34
May	96	143
June	96	320
July	285	344
August	429	445
September	632	545
October	640	620
November	772	771
December	909	845
January	991	854
February	1,055	855
March	1,067	858
April	1,069	858
May	1,070	858
June	1,070	858

### QUALITY

	Quantity	Base Number	Contract	AT	Region	England
% of FP17s for the same patient ID Re-attending within 3 months - Children	0	0	N/A	11.3%	12.3%	11.8%
% of FP17s for the same patient ID Re-attending within 3 months - Adults	8	175	4.6%	16.7%	15.9%	15.7%
% of FP17s for the same patient ID Re-attending between 3 & 9 months - Children	0	0	N/A	54.4%	60.2%	58.9%
% of FP17s for the same patient ID Re-attending between 3 & 9 months - Adults	17	175	9.7%	45.0%	53.0%	50.8%
% of FP17s for Band 1 Urgent Courses	5	172	2.9%	11.7%	9.1%	9.1%
% of FP17s Relating to Free Repair or Replacements	0	172	0.0%	0.9%	1.0%	0.8%
% of FP17s Relating to Continuations	0	172	0.0%	1.2%	1.0%	0.9%
% of Patients satisfied with the dentistry they have received	0	0	N/A	90.2%	93.2%	92.5%
% of Patients satisfied with the time they had to wait for an appointment	0	0	N/A	87.9%	88.1%	87.0%

\* This is based on patients treated on this contract for their most recent course of treatment. Figures in italics indicate the base number of FP17s or Patient Questionnaire responses are less than 100. N/A is shown where the base number of responses is less than 10 during the period. % is calculated as Quantity/Base number\*100

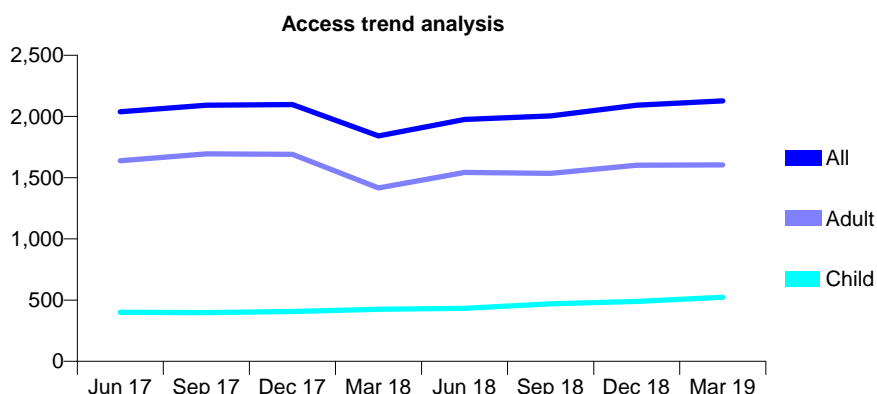
## Q48 - Vital Signs At a Glance Contract Report for 357936/0001 - Year end March 2019

Name or company name	MR SR LAKSHMIAH
Contract type name	GDS Contract
Purpose of contract	General
Contract start date	01/04/2006
Contract end date	

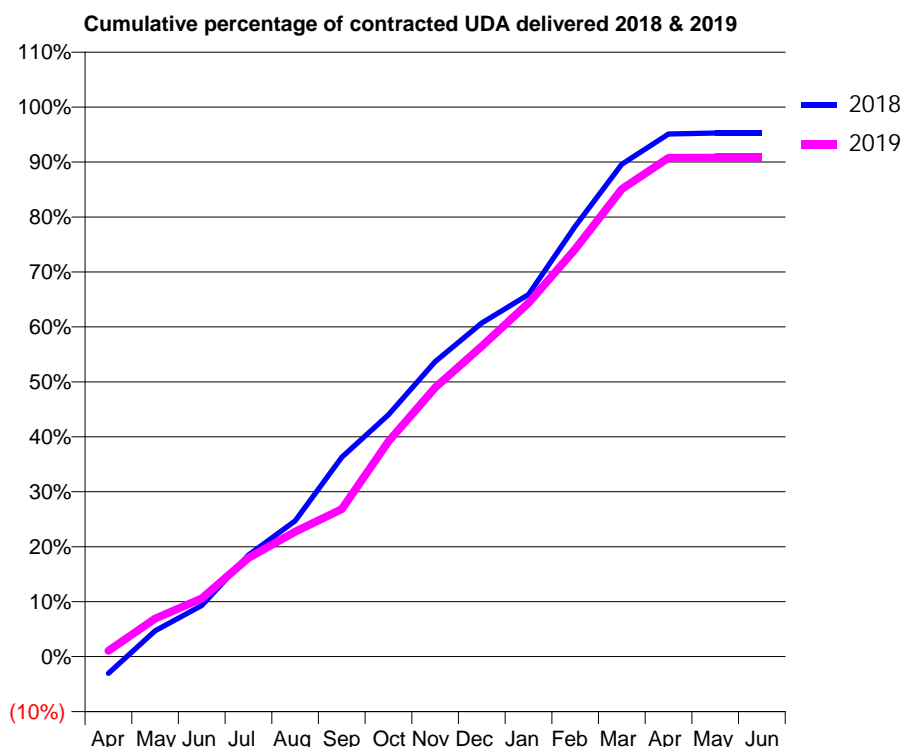
18/19 Contracted general activity (UDA)	8,108
Carry forward general activity (UDA)	0
18/19 Contracted orthodontic activity (UOA)	0
Carry forward orthodontic activity (UOA)	0
Baseline contract value	£238,943.57

### ACCESS\*

Patients seen in 24 months	Total	Change since previous quarter
Quarter ending March 2018	1,842	
Quarter ending June 2018	1,976	↑
Quarter ending September 2018	2,005	→
Quarter ending December 2018	2,092	↑
Quarter ending March 2019	2,127	→
<b>Variance since March 2018</b>	<b>15.5%</b>	<b>↑</b>



### ACTIVITY



Adjusted Scheduled Activity (UDA)		
Month	2018	2019
April	-265	87
May	407	561
June	800	860
July	1,591	1,458
August	2,127	1,842
September	3,122	2,177
October	3,790	3,174
November	4,621	3,969
December	5,224	4,580
January	5,671	5,217
February	6,740	6,013
March	7,708	6,900
April	8,183	7,358
May	8,198	7,362
June	8,198	7,362

### QUALITY

	Quantity	Base Number	Contract	AT	Region	England
% of FP17s for the same patient ID Re-attending within 3 months - Children	50	677	7.4%	11.3%	12.3%	11.8%
% of FP17s for the same patient ID Re-attending within 3 months - Adults	220	1,815	12.1%	16.7%	15.9%	15.7%
% of FP17s for the same patient ID Re-attending between 3 & 9 months - Children	227	677	33.5%	54.4%	60.2%	58.9%
% of FP17s for the same patient ID Re-attending between 3 & 9 months - Adults	504	1,815	27.8%	45.0%	53.0%	50.8%
% of FP17s for Band 1 Urgent Courses	328	2,471	13.3%	11.7%	9.1%	9.1%
% of FP17s Relating to Free Repair or Replacements	0	2,471	0.0%	0.9%	1.0%	0.8%
% of FP17s Relating to Continuations	3	2,471	0.1%	1.2%	1.0%	0.9%
% of Patients satisfied with the dentistry they have received	1	1	N/A	90.2%	93.2%	92.5%
% of Patients satisfied with the time they had to wait for an appointment	1	1	N/A	87.9%	88.1%	87.0%

\* This is based on patients treated on this contract for their most recent course of treatment.  
 Figures in *italics* indicate the base number of FP17s or Patient Questionnaire responses are less than 100. N/A is shown where the base number of responses is less than 10 during the period. % is calculated as Quantity/Base number\*100

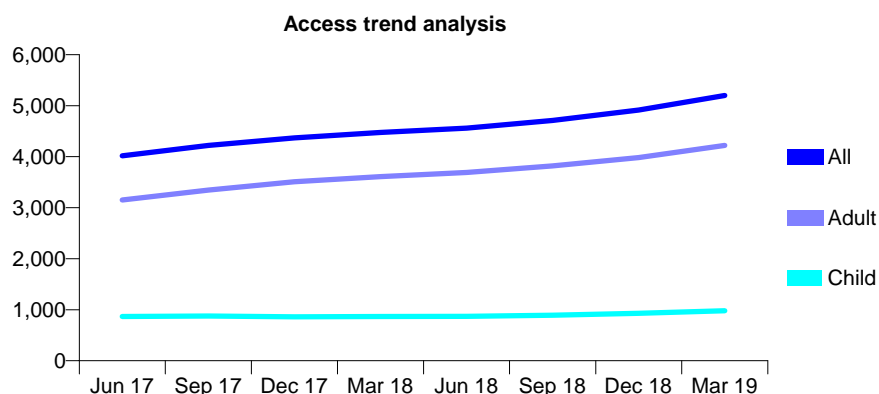
## Q48 - Vital Signs At a Glance Contract Report for 358754/0001 - Year end March 2019

Name or company name	Devaki Divakar
Contract type name	GDS Contract
Purpose of contract	General
Contract start date	01/01/2008
Contract end date	

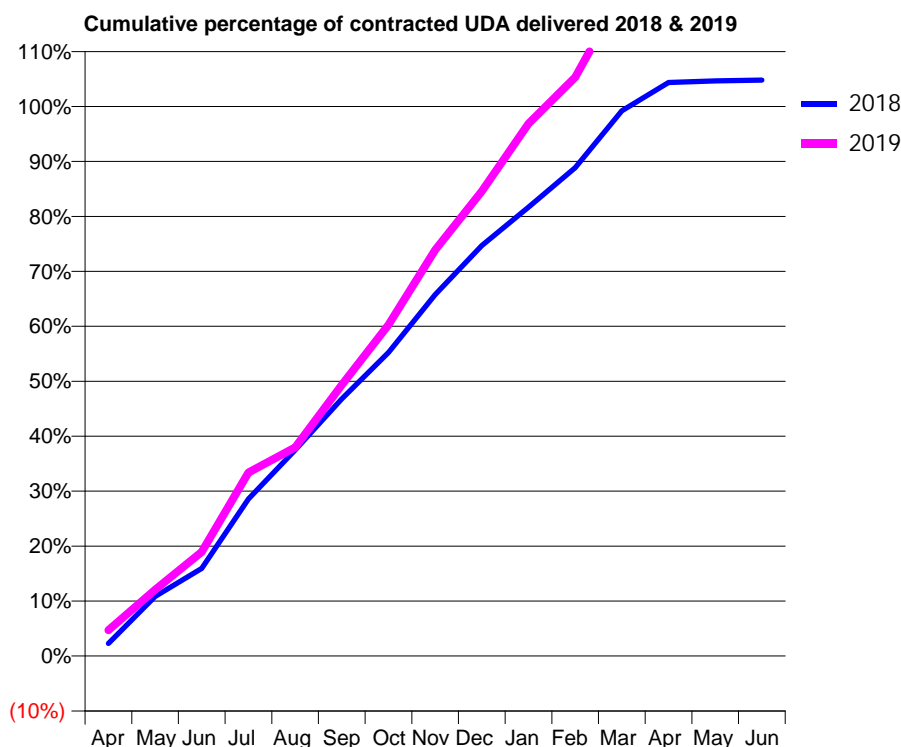
18/19 Contracted general activity (UDA)	11,926
Carry forward general activity (UDA)	0
18/19 Contracted orthodontic activity (UOA)	0
Carry forward orthodontic activity (UOA)	0
Baseline contract value	£424,629.74

### ACCESS\*

Patients seen in 24 months	Total	Change since previous quarter
Quarter ending March 2018	4,475	
Quarter ending June 2018	4,561	→
Quarter ending September 2018	4,711	↑
Quarter ending December 2018	4,913	↑
Quarter ending March 2019	5,202	↑
<b>Variance since March 2018</b>	<b>16.2%</b>	<b>↑</b>



### ACTIVITY



Adjusted Scheduled Activity (UDA)		
Month	2018	2019
April	272	560
May	1,296	1,440
June	1,903	2,258
July	3,408	3,980
August	4,474	4,528
September	5,582	5,883
October	6,588	7,188
November	7,844	8,815
December	8,906	10,085
January	9,740	11,555
February	10,598	12,562
March	11,832	14,375
April	12,445	14,800
May	12,481	14,805
June	12,499	14,847

### QUALITY

	Quantity	Base Number	Contract	AT	Region	England
% of FP17s for the same patient ID Re-attending within 3 months - Children	144	1,320	10.9%	11.3%	12.3%	11.8%
% of FP17s for the same patient ID Re-attending within 3 months - Adults	825	5,008	16.5%	16.7%	15.9%	15.7%
% of FP17s for the same patient ID Re-attending between 3 & 9 months - Children	453	1,320	34.3%	54.4%	60.2%	58.9%
% of FP17s for the same patient ID Re-attending between 3 & 9 months - Adults	1,097	5,008	21.9%	45.0%	53.0%	50.8%
% of FP17s for Band 1 Urgent Courses	2,775	6,276	44.2%	11.7%	9.1%	9.1%
% of FP17s Relating to Free Repair or Replacements	100	6,276	1.6%	0.9%	1.0%	0.8%
% of FP17s Relating to Continuations	12	6,276	0.2%	1.2%	1.0%	0.9%
% of Patients satisfied with the dentistry they have received	1	1	N/A	90.2%	93.2%	92.5%
% of Patients satisfied with the time they had to wait for an appointment	0	1	N/A	87.9%	88.1%	87.0%

\* This is based on patients treated on this contract for their most recent course of treatment.

Figures in italics indicate the base number of FP17s or Patient Questionnaire responses are less than 100. N/A is shown where the base number of responses is less than 10 during the period. % is calculated as Quantity/Base number\*100

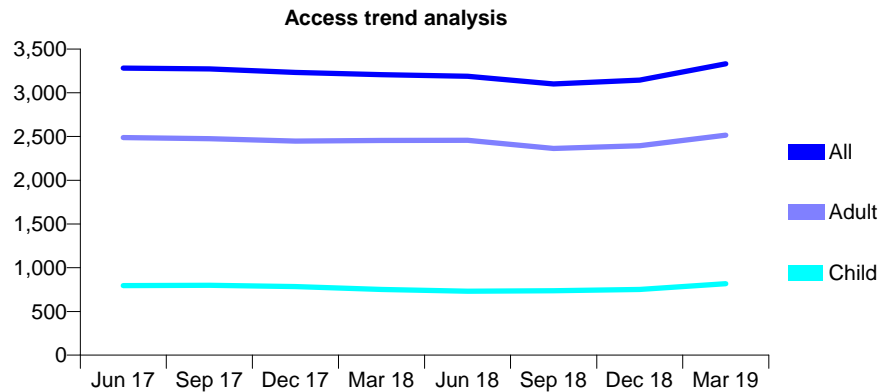
## Q48 - Vital Signs At a Glance Contract Report for 383732/0001 - Year end March 2019

Name or company name	McLaughlin Bracken
Contract type name	GDS Contract
Purpose of contract	General
Contract start date	01/04/2006
Contract end date	

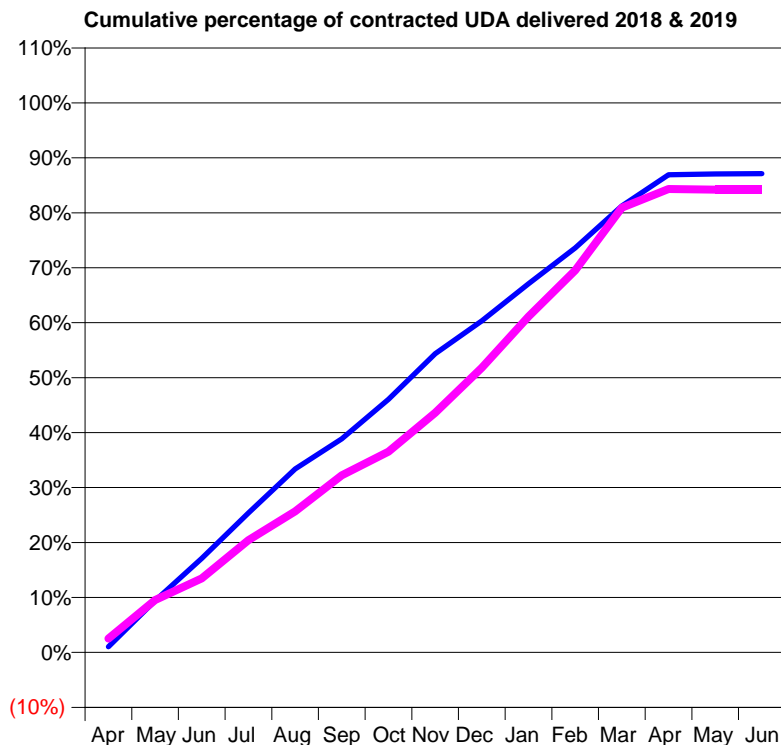
18/19 Contracted general activity (UDA)	11,178
Carry forward general activity (UDA)	0
18/19 Contracted orthodontic activity (UOA)	0
Carry forward orthodontic activity (UOA)	0
Baseline contract value	£293,248.68

### ACCESS\*

Patients seen in 24 months	Total	Change since previous quarter
Quarter ending March 2018	3,206	
Quarter ending June 2018	3,188	→
Quarter ending September 2018	3,101	↓
Quarter ending December 2018	3,146	→
Quarter ending March 2019	3,332	↑
<b>Variance since March 2018</b>	<b>3.9%</b>	<b>↑</b>



### ACTIVITY



Adjusted Scheduled Activity (UDA)		
Month	2018	2019
April	115	281
May	1,055	1,068
June	1,915	1,506
July	2,836	2,283
August	3,731	2,871
September	4,345	3,600
October	5,148	4,085
November	6,078	4,876
December	6,746	5,789
January	7,498	6,833
February	8,228	7,773
March	9,080	9,045
April	9,714	9,425
May	9,732	9,414
June	9,737	9,414

### QUALITY

	Quantity	Base Number	Contract	AT	Region	England
% of FP17s for the same patient ID Re-attending within 3 months - Children	67	861	7.8%	11.3%	12.3%	11.8%
% of FP17s for the same patient ID Re-attending within 3 months - Adults	404	2,733	14.8%	16.7%	15.9%	15.7%
% of FP17s for the same patient ID Re-attending between 3 & 9 months - Children	231	861	26.8%	54.4%	60.2%	58.9%
% of FP17s for the same patient ID Re-attending between 3 & 9 months - Adults	749	2,733	27.4%	45.0%	53.0%	50.8%
% of FP17s for Band 1 Urgent Courses	505	3,517	14.4%	11.7%	9.1%	9.1%
% of FP17s Relating to Free Repair or Replacements	29	3,517	0.8%	0.9%	1.0%	0.8%
% of FP17s Relating to Continuations	20	3,517	0.6%	1.2%	1.0%	0.9%
% of Patients satisfied with the dentistry they have received	0	0	N/A	90.2%	93.2%	92.5%
% of Patients satisfied with the time they had to wait for an appointment	0	0	N/A	87.9%	88.1%	87.0%

\* This is based on patients treated on this contract for their most recent course of treatment.

Figures in italics indicate the base number of FP17s or Patient Questionnaire responses are less than 100. N/A is shown where the base number of responses is less than 10 during the period. % is calculated as Quantity/Base number\*100

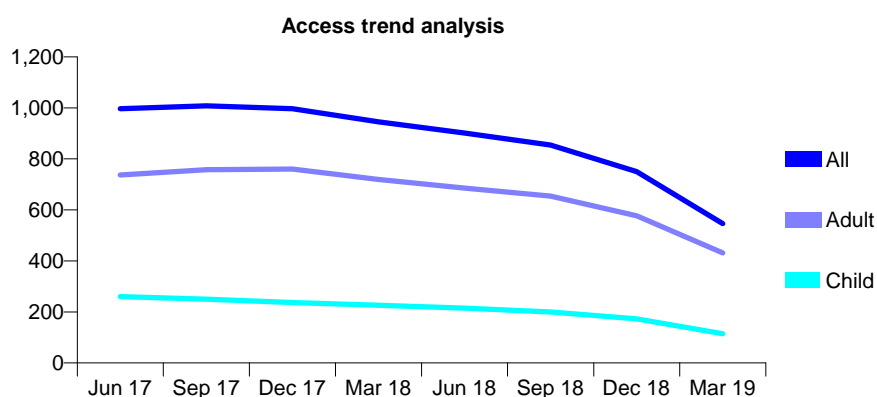
## Q48 - Vital Signs At a Glance Contract Report for 383732/0003 - Year end March 2019

Name or company name	McLaughlin Bracken
Contract type name	GDS Contract
Purpose of contract	General
Contract start date	01/04/2006
Contract end date	

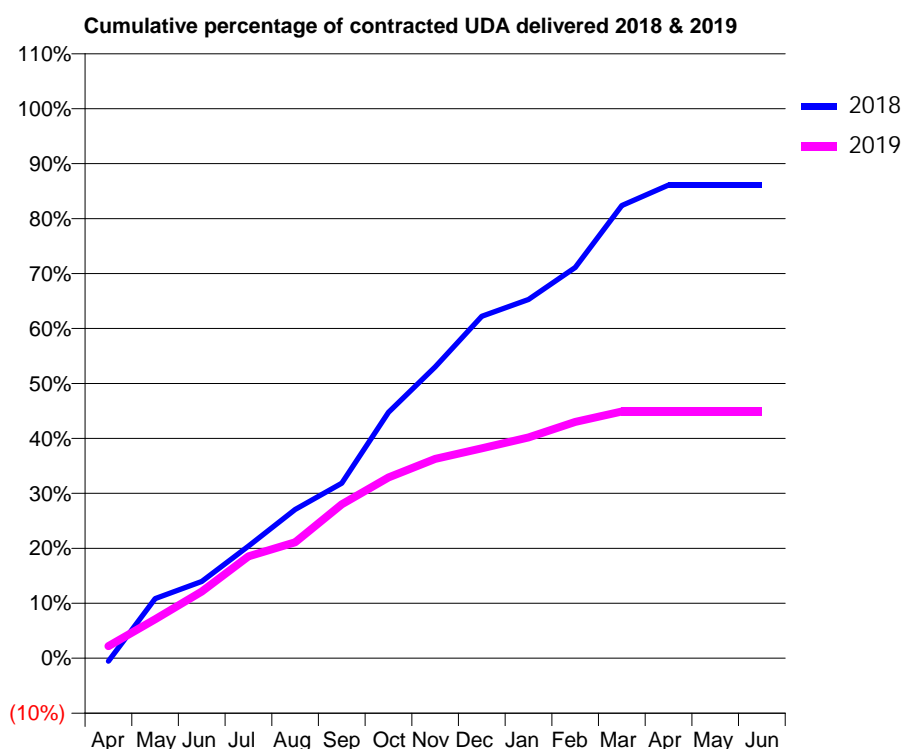
18/19 Contracted general activity (UDA)	2,380
Carry forward general activity (UDA)	0
18/19 Contracted orthodontic activity (UOA)	0
Carry forward orthodontic activity (UOA)	0
Baseline contract value	£52,873.18

### ACCESS\*

Patients seen in 24 months	Total	Change since previous quarter
Quarter ending March 2018	945	
Quarter ending June 2018	901	↓
Quarter ending September 2018	854	↓
Quarter ending December 2018	750	↓
Quarter ending March 2019	546	↓
<b>Variance since March 2018</b>	<b>(42.2%)</b>	<b>↓</b>



### ACTIVITY



Adjusted Scheduled Activity (UDA)		
Month	2018	2019
April	-13	52
May	259	169
June	332	288
July	485	441
August	644	502
September	758	666
October	1,065	783
November	1,261	863
December	1,481	910
January	1,554	956
February	1,692	1,024
March	1,960	1,069
April	2,049	1,069
May	2,049	1,069
June	2,049	1,069

### QUALITY

	Quantity	Base Number	Contract	AT	Region	England
% of FP17s for the same patient ID Re-attending within 3 months - Children	2	123	1.6%	11.3%	12.3%	11.8%
% of FP17s for the same patient ID Re-attending within 3 months - Adults	16	402	4.0%	16.7%	15.9%	15.7%
% of FP17s for the same patient ID Re-attending between 3 & 9 months - Children	13	123	10.6%	54.4%	60.2%	58.9%
% of FP17s for the same patient ID Re-attending between 3 & 9 months - Adults	26	402	6.5%	45.0%	53.0%	50.8%
% of FP17s for Band 1 Urgent Courses	75	484	15.5%	11.7%	9.1%	9.1%
% of FP17s Relating to Free Repair or Replacements	2	484	0.4%	0.9%	1.0%	0.8%
% of FP17s Relating to Continuations	5	484	1.0%	1.2%	1.0%	0.9%
% of Patients satisfied with the dentistry they have received	0	0	N/A	90.2%	93.2%	92.5%
% of Patients satisfied with the time they had to wait for an appointment	0	0	N/A	87.9%	88.1%	87.0%

\* This is based on patients treated on this contract for their most recent course of treatment. Figures in italics indicate the base number of FP17s or Patient Questionnaire responses are less than 100. N/A is shown where the base number of responses is less than 10 during the period. % is calculated as Quantity/Base number\*100



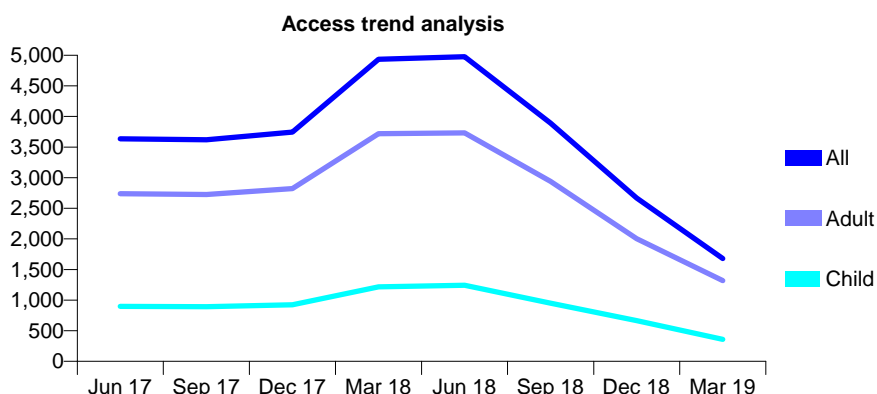
## Q48 - Vital Signs At a Glance Contract Report for 396109/0001 - Year end March 2019

Name or company name	Mr S Garton & Mr J Ajibade
Contract type name	GDS Contract
Purpose of contract	General
Contract start date	24/11/2008
Contract end date	31/07/2018

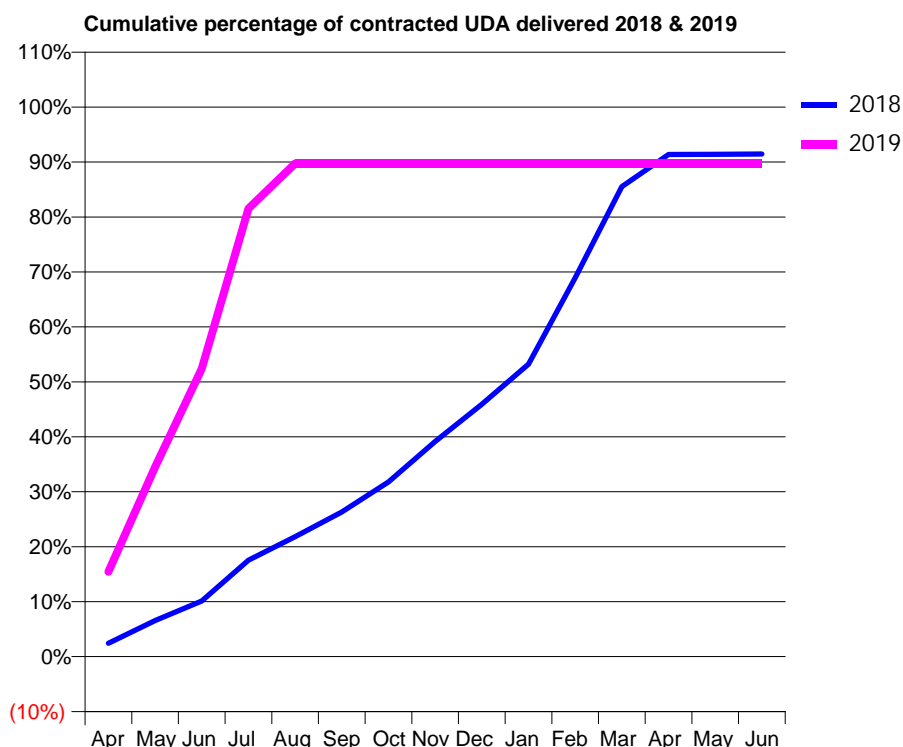
18/19 Contracted general activity (UDA)	5,416
Carry forward general activity (UDA)	0
18/19 Contracted orthodontic activity (UOA)	0
Carry forward orthodontic activity (UOA)	0
Baseline contract value	£142,094.53

### ACCESS\*

Patients seen in 24 months	Total	Change since previous quarter
Quarter ending March 2018	4,934	
Quarter ending June 2018	4,978	→
Quarter ending September 2018	3,892	↓
Quarter ending December 2018	2,668	↓
Quarter ending March 2019	1,678	↓
<b>Variance since March 2018</b>	<b>(66.0%)</b>	<b>↓</b>



### ACTIVITY



Adjusted Scheduled Activity (UDA)		
Month	2018	2019
April	395	836
May	1,068	1,870
June	1,648	2,837
July	2,851	4,416
August	3,545	4,861
September	4,274	4,861
October	5,168	4,861
November	6,364	4,861
December	7,463	4,861
January	8,651	4,861
February	11,206	4,861
March	13,898	4,861
April	14,846	4,861
May	14,850	4,861
June	14,859	4,861

### QUALITY

	Quantity	Base Number	Contract	AT	Region	England
% of FP17s for the same patient ID Re-attending within 3 months - Children	30	574	5.2%	11.3%	12.3%	11.8%
% of FP17s for the same patient ID Re-attending within 3 months - Adults	198	1,732	11.4%	16.7%	15.9%	15.7%
% of FP17s for the same patient ID Re-attending between 3 & 9 months - Children	185	574	32.2%	54.4%	60.2%	58.9%
% of FP17s for the same patient ID Re-attending between 3 & 9 months - Adults	556	1,732	32.1%	45.0%	53.0%	50.8%
% of FP17s for Band 1 Urgent Courses	179	1,974	9.1%	11.7%	9.1%	9.1%
% of FP17s Relating to Free Repair or Replacements	11	1,974	0.6%	0.9%	1.0%	0.8%
% of FP17s Relating to Continuations	8	1,974	0.4%	1.2%	1.0%	0.9%
% of Patients satisfied with the dentistry they have received	1	1	N/A	90.2%	93.2%	92.5%
% of Patients satisfied with the time they had to wait for an appointment	1	1	N/A	87.9%	88.1%	87.0%

\* This is based on patients treated on this contract for their most recent course of treatment.

Figures in italics indicate the base number of FP17s or Patient Questionnaire responses are less than 100. N/A is shown where the base number of responses is less than 10 during the period. % is calculated as Quantity/Base number\*100

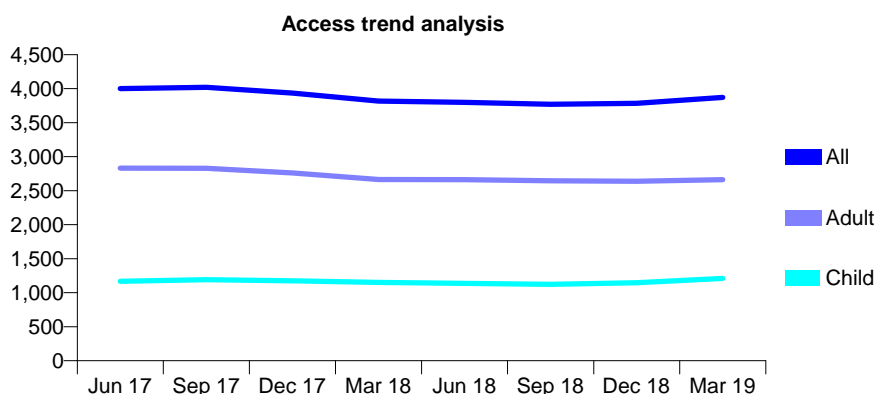
## Q48 - Vital Signs At a Glance Contract Report for 568147/0001 - Year end March 2019

Name or company name	Speke Dental Practice
Contract type name	GDS Contract
Purpose of contract	General
Contract start date	01/04/2006
Contract end date	

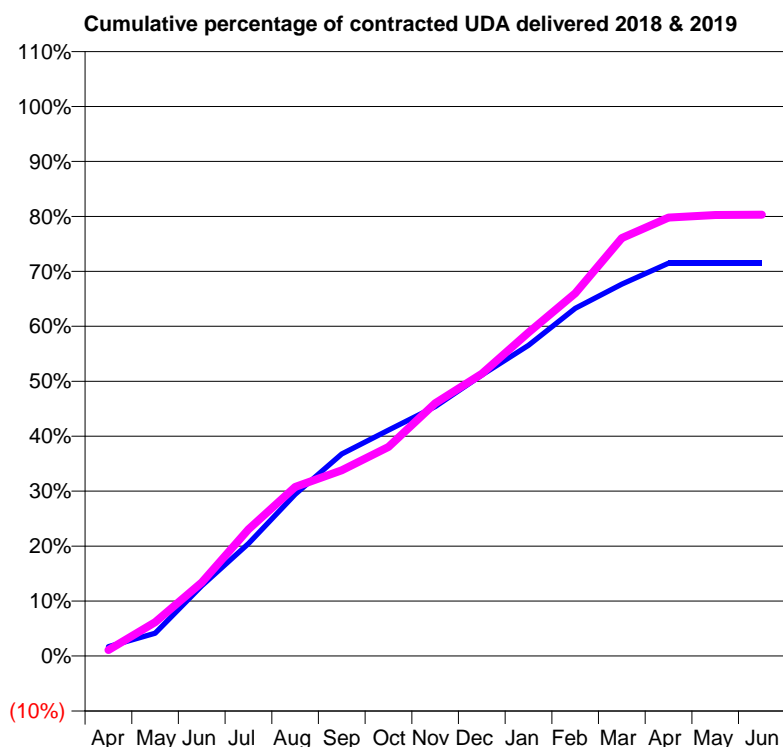
18/19 Contracted general activity (UDA)	11,616
Carry forward general activity (UDA)	0
18/19 Contracted orthodontic activity (UOA)	0
Carry forward orthodontic activity (UOA)	0
Baseline contract value	£304,739.37

### ACCESS\*

Patients seen in 24 months	Total	Change since previous quarter
Quarter ending March 2018	3,818	
Quarter ending June 2018	3,799	→
Quarter ending September 2018	3,769	→
Quarter ending December 2018	3,785	→
Quarter ending March 2019	3,872	↑
<b>Variance since March 2018</b>	<b>1.4%</b>	<b>→</b>



### ACTIVITY



Adjusted Scheduled Activity (UDA)		
Month	2018	2019
April	199	128
May	483	717
June	1,485	1,553
July	2,378	2,679
August	3,419	3,574
September	4,271	3,925
October	4,774	4,422
November	5,272	5,342
December	5,939	5,966
January	6,568	6,840
February	7,349	7,665
March	7,860	8,833
April	8,303	9,267
May	8,303	9,322
June	8,303	9,330

### QUALITY

	Quantity	Base Number	Contract	AT	Region	England
% of FP17s for the same patient ID Re-attending within 3 months - Children	156	1,427	10.9%	11.3%	12.3%	11.8%
% of FP17s for the same patient ID Re-attending within 3 months - Adults	609	3,193	19.1%	16.7%	15.9%	15.7%
% of FP17s for the same patient ID Re-attending between 3 & 9 months - Children	444	1,427	31.1%	54.4%	60.2%	58.9%
% of FP17s for the same patient ID Re-attending between 3 & 9 months - Adults	932	3,193	29.2%	45.0%	53.0%	50.8%
% of FP17s for Band 1 Urgent Courses	956	4,652	20.6%	11.7%	9.1%	9.1%
% of FP17s Relating to Free Repair or Replacements	0	4,652	0.0%	0.9%	1.0%	0.8%
% of FP17s Relating to Continuations	11	4,652	0.2%	1.2%	1.0%	0.9%
% of Patients satisfied with the dentistry they have received	1	1	N/A	90.2%	93.2%	92.5%
% of Patients satisfied with the time they had to wait for an appointment	1	1	N/A	87.9%	88.1%	87.0%

\* This is based on patients treated on this contract for their most recent course of treatment.

Figures in italics indicate the base number of FP17s or Patient Questionnaire responses are less than 100. N/A is shown where the base number of responses is less than 10 during the period. % is calculated as Quantity/Base number\*100

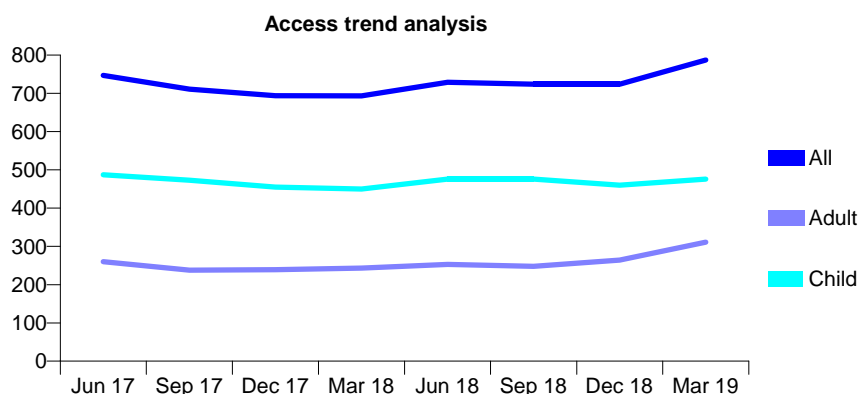
## Q48 - Vital Signs At a Glance Contract Report for 573140/0001 - Year end March 2019

Name or company name	MR MJ FORDE
Contract type name	GDS Contract
Purpose of contract	General
Contract start date	01/04/2006
Contract end date	

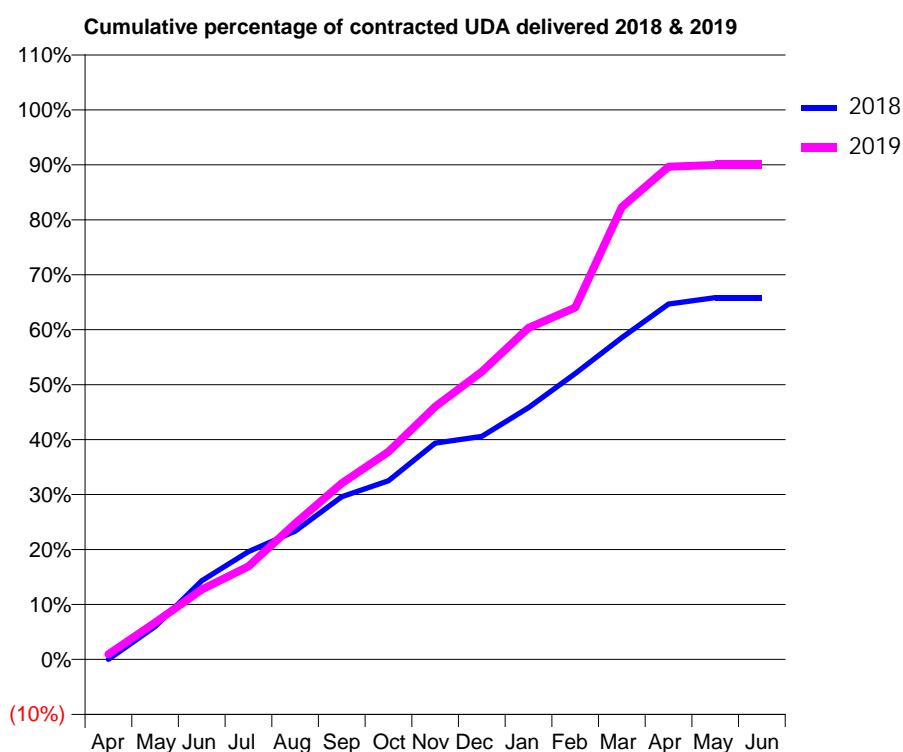
18/19 Contracted general activity (UDA)	2,000
Carry forward general activity (UDA)	0
18/19 Contracted orthodontic activity (UOA)	0
Carry forward orthodontic activity (UOA)	0
Baseline contract value	£52,468.89

### ACCESS\*

Patients seen in 24 months	Total	Change since previous quarter
Quarter ending March 2018	693	
Quarter ending June 2018	729	↑
Quarter ending September 2018	724	→
Quarter ending December 2018	724	→
Quarter ending March 2019	787	↑
<b>Variance since March 2018</b>	<b>13.6%</b>	<b>↑</b>



### ACTIVITY



Adjusted Scheduled Activity (UDA)		
Month	2018	2019
April	0	19
May	120	134
June	286	254
July	393	339
August	467	495
September	592	641
October	650	756
November	787	920
December	812	1,047
January	916	1,207
February	1,040	1,281
March	1,171	1,646
April	1,293	1,793
May	1,316	1,799
June	1,316	1,799

### QUALITY

	Quantity	Base Number	Contract	AT	Region	England
% of FP17s for the same patient ID Re-attending within 3 months - Children	83	636	13.1%	11.3%	12.3%	11.8%
% of FP17s for the same patient ID Re-attending within 3 months - Adults	35	259	13.5%	16.7%	15.9%	15.7%
% of FP17s for the same patient ID Re-attending between 3 & 9 months - Children	201	636	31.6%	54.4%	60.2%	58.9%
% of FP17s for the same patient ID Re-attending between 3 & 9 months - Adults	29	259	11.2%	45.0%	53.0%	50.8%
% of FP17s for Band 1 Urgent Courses	71	888	8.0%	11.7%	9.1%	9.1%
% of FP17s Relating to Free Repair or Replacements	1	888	0.1%	0.9%	1.0%	0.8%
% of FP17s Relating to Continuations	0	888	0.0%	1.2%	1.0%	0.9%
% of Patients satisfied with the dentistry they have received	0	0	N/A	90.2%	93.2%	92.5%
% of Patients satisfied with the time they had to wait for an appointment	0	0	N/A	87.9%	88.1%	87.0%

\* This is based on patients treated on this contract for their most recent course of treatment.

Figures in italics indicate the base number of FP17s or Patient Questionnaire responses are less than 100. N/A is shown where the base number of responses is less than 10 during the period. % is calculated as Quantity/Base number\*100

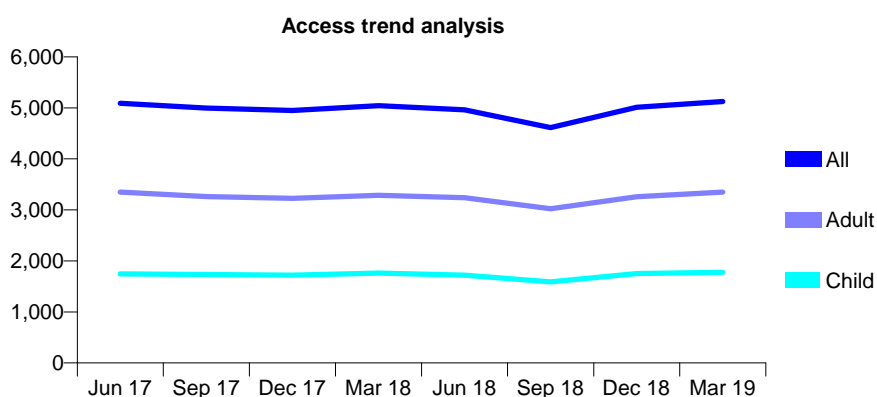
## Q48 - Vital Signs At a Glance Contract Report for 576107/0001 - Year end March 2019

Name or company name	MR NP MARRAY
Contract type name	GDS Contract
Purpose of contract	General
Contract start date	01/04/2006
Contract end date	

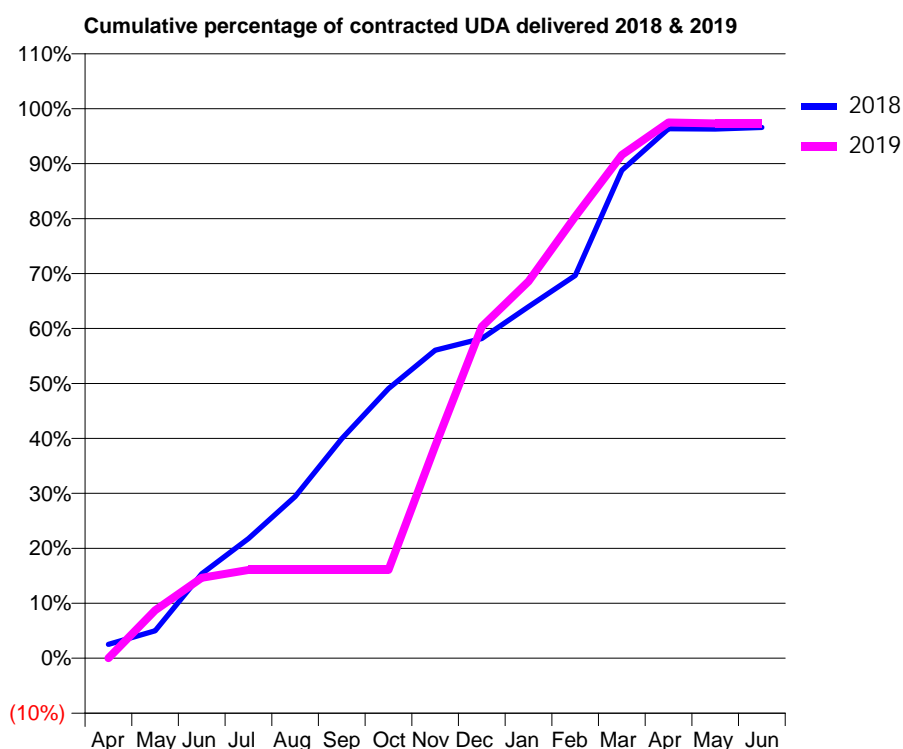
18/19 Contracted general activity (UDA)	13,731
Carry forward general activity (UDA)	0
18/19 Contracted orthodontic activity (UOA)	0
Carry forward orthodontic activity (UOA)	0
Baseline contract value	£360,225.25

### ACCESS\*

Patients seen in 24 months	Total	Change since previous quarter
Quarter ending March 2018	5,044	
Quarter ending June 2018	4,960	↓
Quarter ending September 2018	4,612	↓
Quarter ending December 2018	5,013	↑
Quarter ending March 2019	5,125	↑
<b>Variance since March 2018</b>	<b>1.6%</b>	<b>→</b>



### ACTIVITY



Adjusted Scheduled Activity (UDA)		
Month	2018	2019
April	347	0
May	688	1,198
June	2,112	2,012
July	2,990	2,203
August	4,041	2,203
September	5,487	2,203
October	6,735	2,203
November	7,695	5,306
December	7,989	8,283
January	8,781	9,415
February	9,565	11,033
March	12,190	12,575
April	13,230	13,387
May	13,219	13,364
June	13,258	13,360

### QUALITY

	Quantity	Base Number	Contract	AT	Region	England
% of FP17s for the same patient ID Re-attending within 3 months - Children	407	2,532	16.1%	11.3%	12.3%	11.8%
% of FP17s for the same patient ID Re-attending within 3 months - Adults	847	4,134	20.5%	16.7%	15.9%	15.7%
% of FP17s for the same patient ID Re-attending between 3 & 9 months - Children	1,067	2,532	42.1%	54.4%	60.2%	58.9%
% of FP17s for the same patient ID Re-attending between 3 & 9 months - Adults	1,567	4,134	37.9%	45.0%	53.0%	50.8%
% of FP17s for Band 1 Urgent Courses	949	6,585	14.4%	11.7%	9.1%	9.1%
% of FP17s Relating to Free Repair or Replacements	47	6,585	0.7%	0.9%	1.0%	0.8%
% of FP17s Relating to Continuations	3	6,585	0.0%	1.2%	1.0%	0.9%
% of Patients satisfied with the dentistry they have received	6	7	N/A	90.2%	93.2%	92.5%
% of Patients satisfied with the time they had to wait for an appointment	6	7	N/A	87.9%	88.1%	87.0%

\* This is based on patients treated on this contract for their most recent course of treatment. Figures in italics indicate the base number of FP17s or Patient Questionnaire responses are less than 100. N/A is shown where the base number of responses is less than 10 during the period. % is calculated as Quantity/Base number\*100

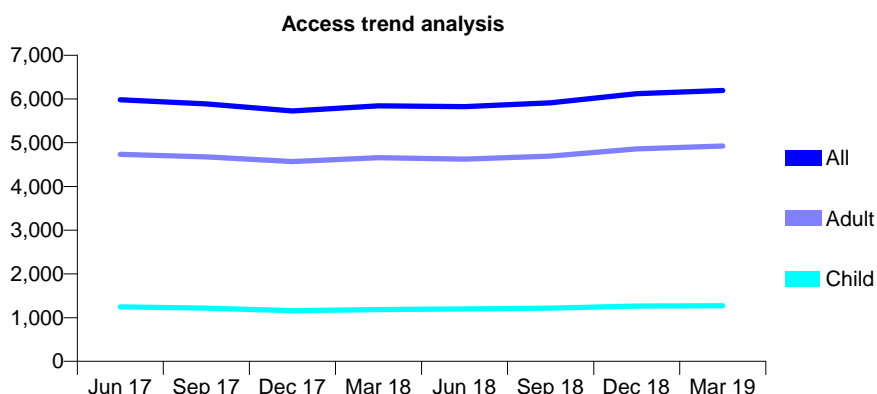
## Q48 - Vital Signs At a Glance Contract Report for 577197/0001 - Year end March 2019

Name or company name	MR JN LEA
Contract type name	PDS Contract
Purpose of contract	General
Contract start date	01/04/2006
Contract end date	31/03/2021

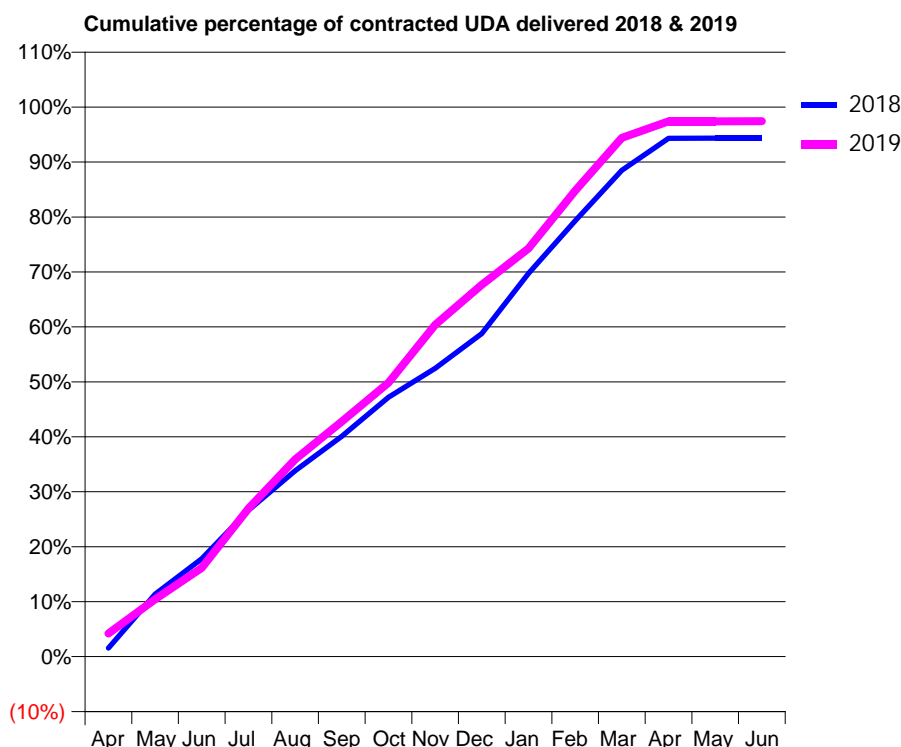
18/19 Contracted general activity (UDA)	18,596
Carry forward general activity (UDA)	0
18/19 Contracted orthodontic activity (UOA)	0
Carry forward orthodontic activity (UOA)	0
Baseline contract value	£640,214.19

### ACCESS\*

Patients seen in 24 months	Total	Change since previous quarter
Quarter ending March 2018	5,841	
Quarter ending June 2018	5,825	→
Quarter ending September 2018	5,913	→
Quarter ending December 2018	6,123	↑
Quarter ending March 2019	6,196	→
<b>Variance since March 2018</b>	<b>6.1%</b>	<b>↑</b>



### ACTIVITY



Adjusted Scheduled Activity (UDA)		
Month	2018	2019
April	292	783
May	2,113	1,945
June	3,311	3,005
July	4,951	5,011
August	6,292	6,675
September	7,458	7,954
October	8,775	9,265
November	9,755	11,229
December	10,932	12,586
January	12,969	13,811
February	14,752	15,766
March	16,458	17,550
April	17,536	18,111
May	17,542	18,111
June	17,542	18,114

### QUALITY

	Quantity	Base Number	Contract	AT	Region	England
% of FP17s for the same patient ID Re-attending within 3 months - Children	161	2,123	7.6%	11.3%	12.3%	11.8%
% of FP17s for the same patient ID Re-attending within 3 months - Adults	1,451	8,346	17.4%	16.7%	15.9%	15.7%
% of FP17s for the same patient ID Re-attending between 3 & 9 months - Children	1,301	2,123	61.3%	54.4%	60.2%	58.9%
% of FP17s for the same patient ID Re-attending between 3 & 9 months - Adults	4,946	8,346	59.3%	45.0%	53.0%	50.8%
% of FP17s for Band 1 Urgent Courses	534	9,204	5.8%	11.7%	9.1%	9.1%
% of FP17s Relating to Free Repair or Replacements	28	9,204	0.3%	0.9%	1.0%	0.8%
% of FP17s Relating to Continuations	292	9,204	3.2%	1.2%	1.0%	0.9%
% of Patients satisfied with the dentistry they have received	9	9	N/A	90.2%	93.2%	92.5%
% of Patients satisfied with the time they had to wait for an appointment	9	9	N/A	87.9%	88.1%	87.0%

\* This is based on patients treated on this contract for their most recent course of treatment.  
 Figures in *italics* indicate the base number of FP17s or Patient Questionnaire responses are less than 100. N/A is shown where the base number of responses is less than 10 during the period. % is calculated as Quantity/Base number\*100

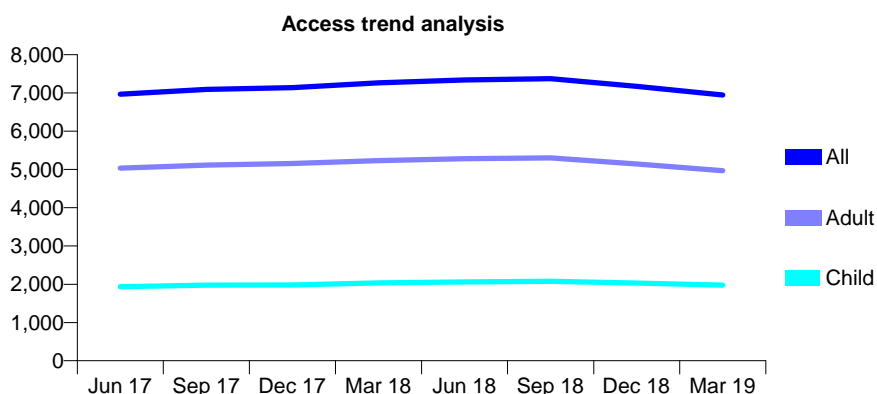
## Q48 - Vital Signs At a Glance Contract Report for 635324/0001 - Year end March 2019

Name or company name	County Road Dental Practice
Contract type name	GDS Contract
Purpose of contract	General and Orthodontic
Contract start date	01/04/2006
Contract end date	

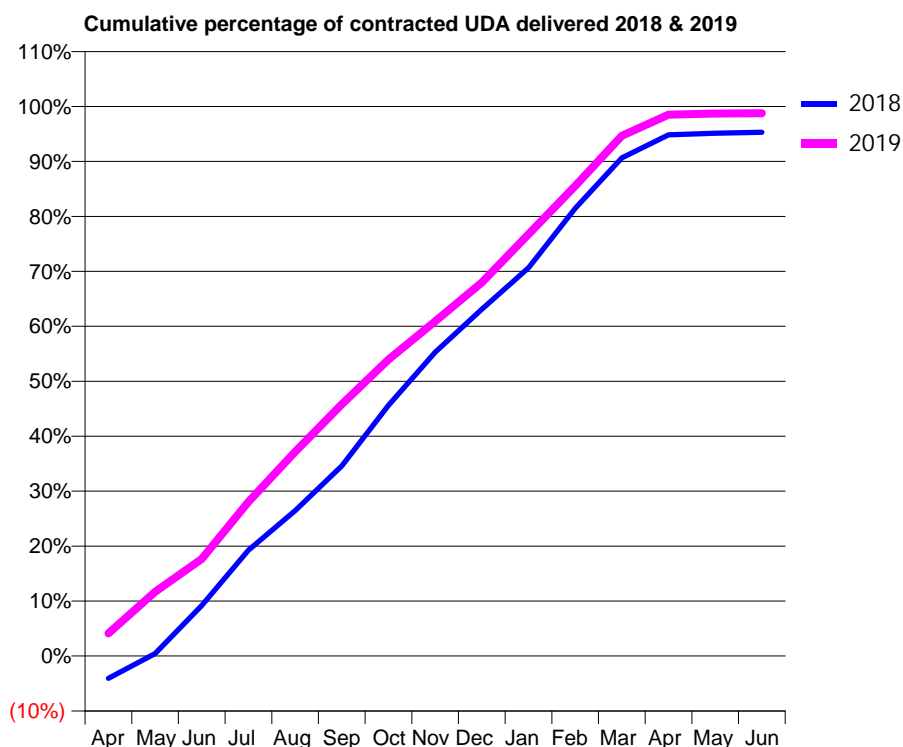
18/19 Contracted general activity (UDA)	22,067
Carry forward general activity (UDA)	0
18/19 Contracted orthodontic activity (UOA)	0
Carry forward orthodontic activity (UOA)	0
Baseline contract value	£575,653.04

### ACCESS\*

Patients seen in 24 months	Total	Change since previous quarter
Quarter ending March 2018	7,262	
Quarter ending June 2018	7,339	→
Quarter ending September 2018	7,375	→
Quarter ending December 2018	7,173	↓
Quarter ending March 2019	6,946	↓
<b>Variance since March 2018</b>	<b>(4.4%)</b>	<b>↓</b>



### ACTIVITY



Adjusted Scheduled Activity (UDA)		
Month	2018	2019
April	-904	909
May	101	2,583
June	2,028	3,902
July	4,249	6,194
August	5,841	8,205
September	7,636	10,110
October	10,072	11,906
November	12,204	13,446
December	13,925	14,997
January	15,585	16,933
February	17,979	18,881
March	20,003	20,888
April	20,931	21,740
May	20,989	21,781
June	21,030	21,795

### QUALITY

	Quantity	Base Number	Contract	AT	Region	England
% of FP17s for the same patient ID Re-attending within 3 months - Children	240	2,661	9.0%	11.3%	12.3%	11.8%
% of FP17s for the same patient ID Re-attending within 3 months - Adults	965	6,343	15.2%	16.7%	15.9%	15.7%
% of FP17s for the same patient ID Re-attending between 3 & 9 months - Children	1,417	2,661	53.3%	54.4%	60.2%	58.9%
% of FP17s for the same patient ID Re-attending between 3 & 9 months - Adults	3,097	6,343	48.8%	45.0%	53.0%	50.8%
% of FP17s for Band 1 Urgent Courses	983	8,986	10.9%	11.7%	9.1%	9.1%
% of FP17s Relating to Free Repair or Replacements	67	8,986	0.7%	0.9%	1.0%	0.8%
% of FP17s Relating to Continuations	34	8,986	0.4%	1.2%	1.0%	0.9%
% of Patients satisfied with the dentistry they have received	2	2	N/A	90.2%	93.2%	92.5%
% of Patients satisfied with the time they had to wait for an appointment	2	2	N/A	87.9%	88.1%	87.0%

\* This is based on patients treated on this contract for their most recent course of treatment.

Figures in italics indicate the base number of FP17s or Patient Questionnaire responses are less than 100. N/A is shown where the base number of responses is less than 10 during the period. % is calculated as Quantity/Base number\*100

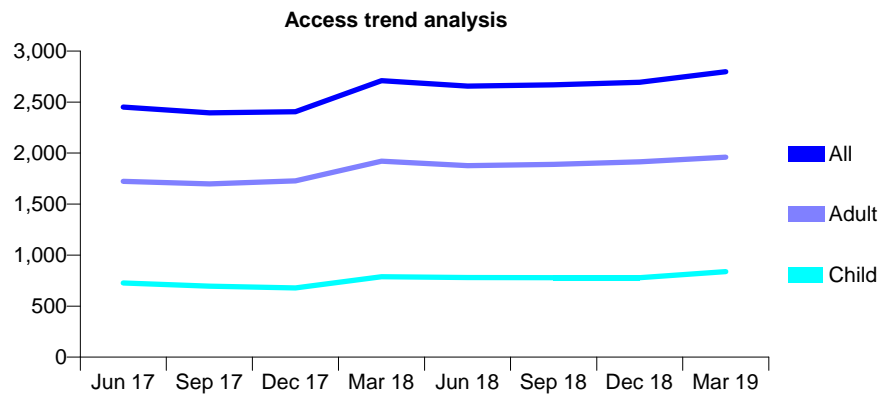
## Q48 - Vital Signs At a Glance Contract Report for 635529/0002 - Year end March 2019

Name or company name	Runcorn Dental Practice
Contract type name	GDS Contract
Purpose of contract	General
Contract start date	01/04/2006
Contract end date	

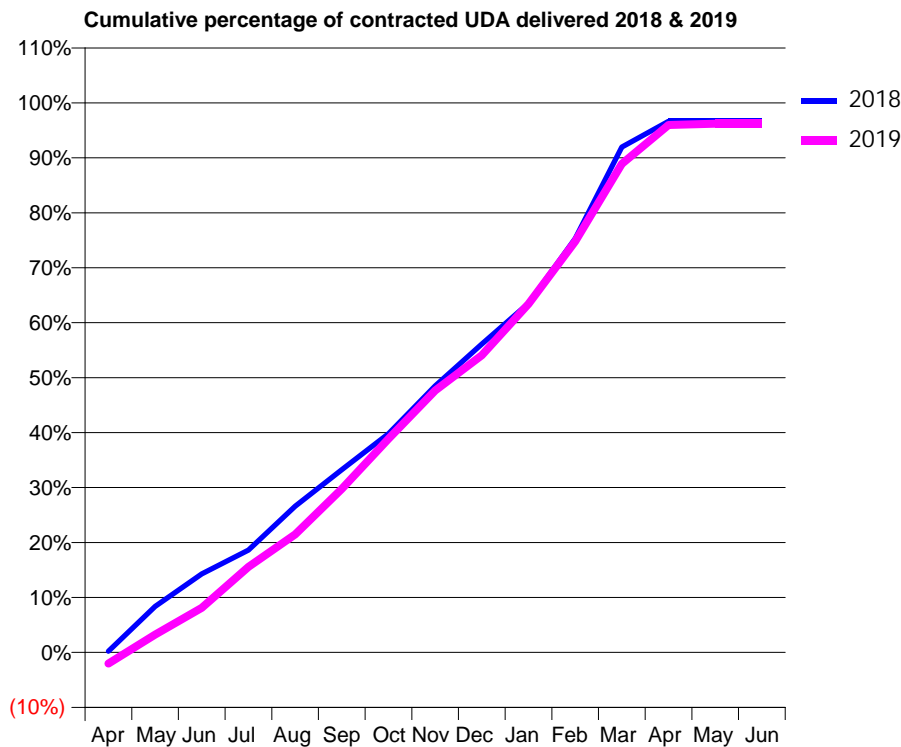
18/19 Contracted general activity (UDA)	6,800
Carry forward general activity (UDA)	240
18/19 Contracted orthodontic activity (UOA)	0
Carry forward orthodontic activity (UOA)	0
Baseline contract value	£256,949.72

### ACCESS\*

Patients seen in 24 months	Total	Change since previous quarter
Quarter ending March 2018	2,710	
Quarter ending June 2018	2,657	↓
Quarter ending September 2018	2,669	→
Quarter ending December 2018	2,694	→
Quarter ending March 2019	2,798	↑
<b>Variance since March 2018</b>	<b>3.2%</b>	<b>↑</b>



### ACTIVITY



Adjusted Scheduled Activity (UDA)		
Month	2018	2019
April	16	-140
May	601	223
June	1,024	551
July	1,336	1,059
August	1,909	1,462
September	2,386	2,024
October	2,856	2,642
November	3,480	3,240
December	4,026	3,675
January	4,557	4,313
February	5,403	5,086
March	6,598	6,045
April	6,935	6,525
May	6,935	6,542
June	6,935	6,542

### QUALITY

	Quantity	Base Number	Contract	AT	Region	England
% of FP17s for the same patient ID Re-attending within 3 months - Children	83	975	8.5%	11.3%	12.3%	11.8%
% of FP17s for the same patient ID Re-attending within 3 months - Adults	375	2,161	17.4%	16.7%	15.9%	15.7%
% of FP17s for the same patient ID Re-attending between 3 & 9 months - Children	371	975	38.1%	54.4%	60.2%	58.9%
% of FP17s for the same patient ID Re-attending between 3 & 9 months - Adults	682	2,161	31.6%	45.0%	53.0%	50.8%
% of FP17s for Band 1 Urgent Courses	296	3,122	9.5%	11.7%	9.1%	9.1%
% of FP17s Relating to Free Repair or Replacements	6	3,122	0.2%	0.9%	1.0%	0.8%
% of FP17s Relating to Continuations	25	3,122	0.8%	1.2%	1.0%	0.9%
% of Patients satisfied with the dentistry they have received	3	5	N/A	90.2%	93.2%	92.5%
% of Patients satisfied with the time they had to wait for an appointment	3	5	N/A	87.9%	88.1%	87.0%

\* This is based on patients treated on this contract for their most recent course of treatment. Figures in italics indicate the base number of FP17s or Patient Questionnaire responses are less than 100. N/A is shown where the base number of responses is less than 10 during the period. % is calculated as Quantity/Base number\*100



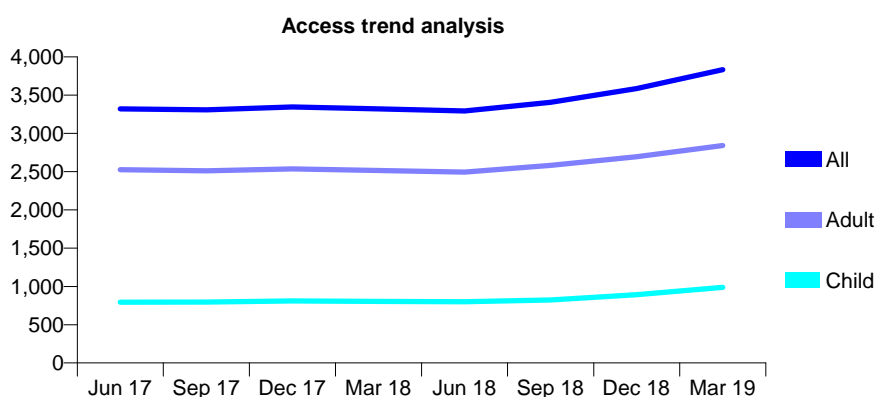
## Q48 - Vital Signs At a Glance Contract Report for 644048/0001 - Year end March 2019

Name or company name	MR KL NEO
Contract type name	GDS Contract
Purpose of contract	General
Contract start date	01/04/2006
Contract end date	

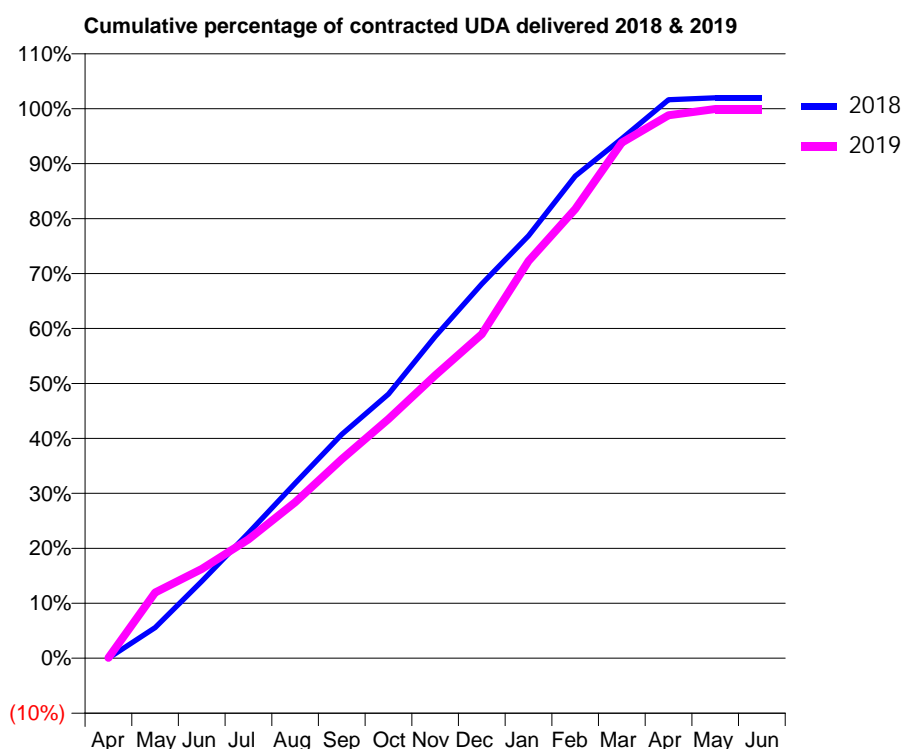
18/19 Contracted general activity (UDA)	14,079
Carry forward general activity (UDA)	0
18/19 Contracted orthodontic activity (UOA)	0
Carry forward orthodontic activity (UOA)	0
Baseline contract value	£352,113.68

### ACCESS\*

Patients seen in 24 months	Total	Change since previous quarter
Quarter ending March 2018	3,320	
Quarter ending June 2018	3,294	→
Quarter ending September 2018	3,406	↑
Quarter ending December 2018	3,586	↑
Quarter ending March 2019	3,831	↑
<b>Variance since March 2018</b>	<b>15.4%</b>	<b>↑</b>



### ACTIVITY



Adjusted Scheduled Activity (UDA)		
Month	2018	2019
April	0	12
May	784	1,683
June	1,970	2,288
July	3,211	3,046
August	4,483	3,996
September	5,735	5,101
October	6,766	6,129
November	8,241	7,248
December	9,589	8,299
January	10,821	10,173
February	12,353	11,505
March	13,309	13,211
April	14,307	13,912
May	14,356	14,067
June	14,356	14,070

### QUALITY

	Quantity	Base Number	Contract	AT	Region	England
% of FP17s for the same patient ID Re-attending within 3 months - Children	75	1,031	7.3%	11.3%	12.3%	11.8%
% of FP17s for the same patient ID Re-attending within 3 months - Adults	532	3,192	16.7%	16.7%	15.9%	15.7%
% of FP17s for the same patient ID Re-attending between 3 & 9 months - Children	317	1,031	30.7%	54.4%	60.2%	58.9%
% of FP17s for the same patient ID Re-attending between 3 & 9 months - Adults	979	3,192	30.7%	45.0%	53.0%	50.8%
% of FP17s for Band 1 Urgent Courses	527	4,177	12.6%	11.7%	9.1%	9.1%
% of FP17s Relating to Free Repair or Replacements	87	4,177	2.1%	0.9%	1.0%	0.8%
% of FP17s Relating to Continuations	42	4,177	1.0%	1.2%	1.0%	0.9%
% of Patients satisfied with the dentistry they have received	10	10	100.0%	90.2%	93.2%	92.5%
% of Patients satisfied with the time they had to wait for an appointment	9	10	90.0%	87.9%	88.1%	87.0%

\* This is based on patients treated on this contract for their most recent course of treatment.

Figures in italics indicate the base number of FP17s or Patient Questionnaire responses are less than 100. N/A is shown where the base number of responses is less than 10 during the period. % is calculated as Quantity/Base number\*100

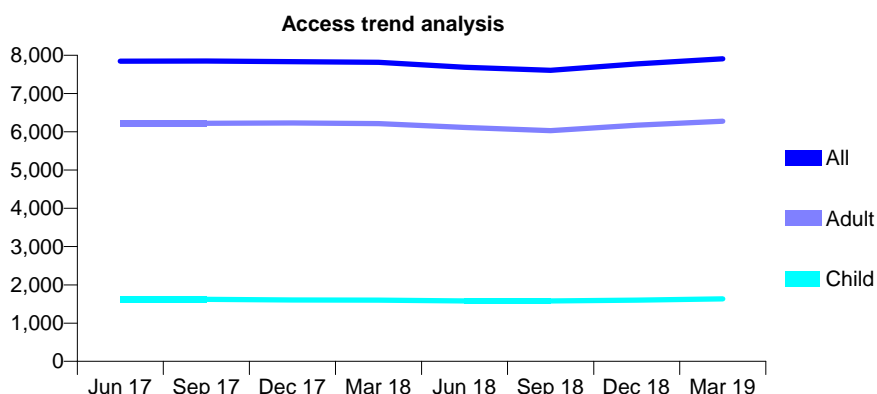
## Q48 - Vital Signs At a Glance Contract Report for 644935/0001 - Year end March 2019

Name or company name	MR DA CALDWELL
Contract type name	GDS Contract
Purpose of contract	General
Contract start date	01/05/2008
Contract end date	

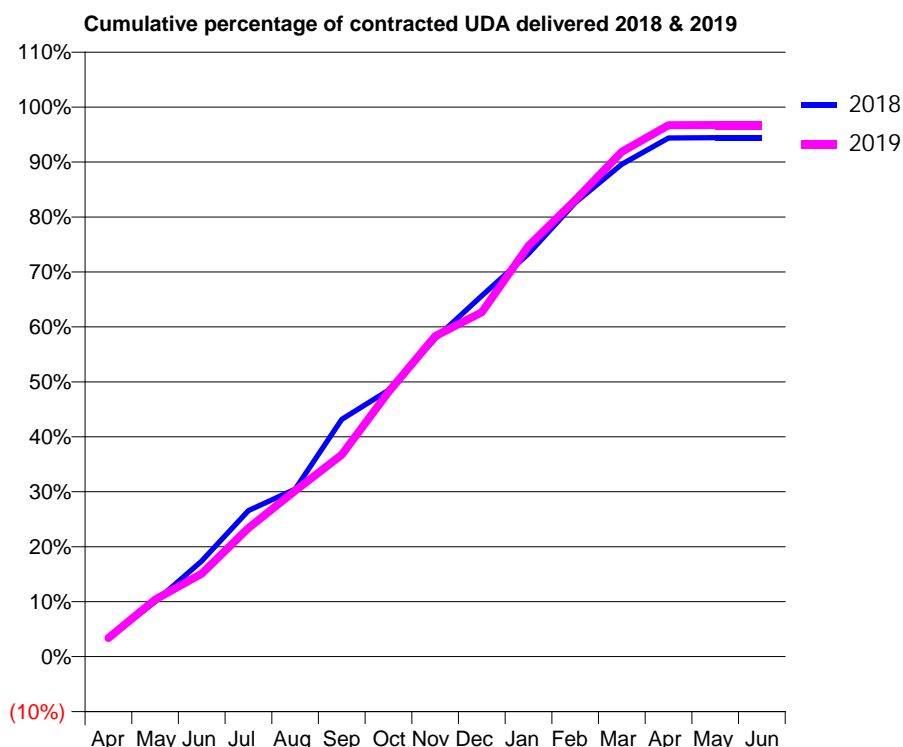
18/19 Contracted general activity (UDA)	25,000
Carry forward general activity (UDA)	0
18/19 Contracted orthodontic activity (UOA)	0
Carry forward orthodontic activity (UOA)	0
Baseline contract value	£669,831.68

### ACCESS\*

Patients seen in 24 months	Total	Change since previous quarter
Quarter ending March 2018	7,816	
Quarter ending June 2018	7,689	↓
Quarter ending September 2018	7,608	↓
Quarter ending December 2018	7,775	↑
Quarter ending March 2019	7,909	→
<b>Variance since March 2018</b>	<b>1.2%</b>	<b>→</b>



### ACTIVITY



Adjusted Scheduled Activity (UDA)		
Month	2018	2019
April	841	855
May	2,502	2,592
June	4,353	3,774
July	6,644	5,853
August	7,616	7,545
September	10,793	9,190
October	12,116	12,040
November	14,459	14,581
December	16,413	15,670
January	18,328	18,688
February	20,649	20,768
March	22,402	22,964
April	23,593	24,174
May	23,606	24,185
June	23,606	24,185

### QUALITY

	Quantity	Base Number	Contract	AT	Region	England
% of FP17s for the same patient ID Re-attending within 3 months - Children	150	2,910	5.2%	11.3%	12.3%	11.8%
% of FP17s for the same patient ID Re-attending within 3 months - Adults	1,389	8,947	15.5%	16.7%	15.9%	15.7%
% of FP17s for the same patient ID Re-attending between 3 & 9 months - Children	1,929	2,910	66.3%	54.4%	60.2%	58.9%
% of FP17s for the same patient ID Re-attending between 3 & 9 months - Adults	3,788	8,947	42.3%	45.0%	53.0%	50.8%
% of FP17s for Band 1 Urgent Courses	1,133	11,908	9.5%	11.7%	9.1%	9.1%
% of FP17s Relating to Free Repair or Replacements	108	11,908	0.9%	0.9%	1.0%	0.8%
% of FP17s Relating to Continuations	136	11,908	1.1%	1.2%	1.0%	0.9%
% of Patients satisfied with the dentistry they have received	15	16	93.8%	90.2%	93.2%	92.5%
% of Patients satisfied with the time they had to wait for an appointment	15	16	93.8%	87.9%	88.1%	87.0%

\* This is based on patients treated on this contract for their most recent course of treatment.  
 Figures in *italics* indicate the base number of FP17s or Patient Questionnaire responses are less than 100. N/A is shown where the base number of responses is less than 10 during the period. % is calculated as Quantity/Base number\*100

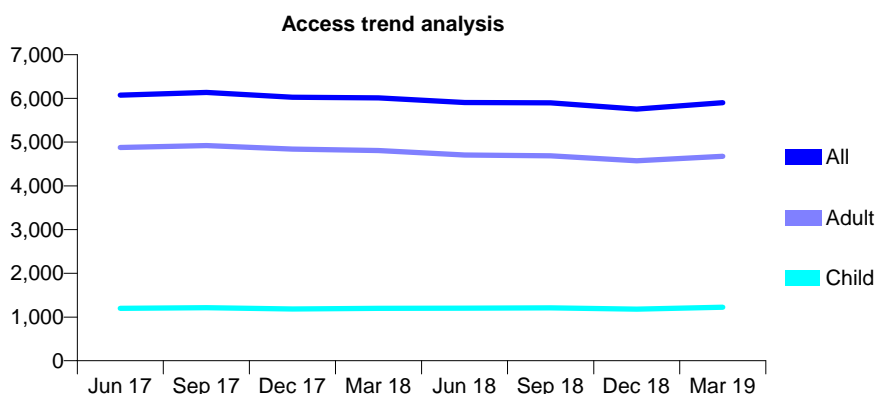
## Q48 - Vital Signs At a Glance Contract Report for 651621/0001 - Year end March 2019

Name or company name	Mrs A Chambers Mrs S Bamber
Contract type name	GDS Contract
Purpose of contract	General
Contract start date	01/04/2006
Contract end date	

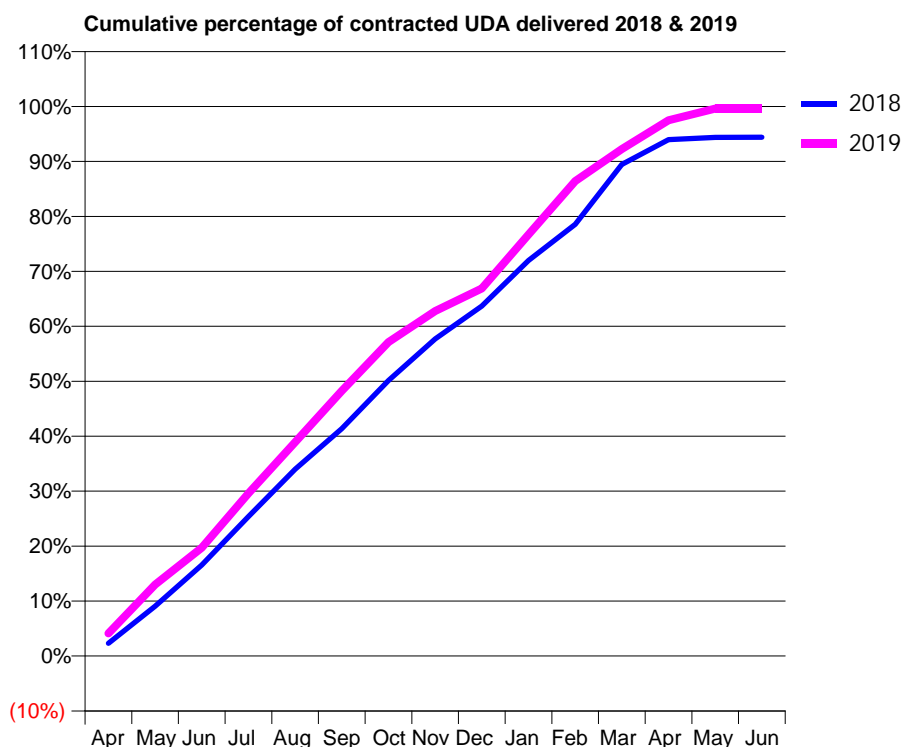
18/19 Contracted general activity (UDA)	15,988
Carry forward general activity (UDA)	0
18/19 Contracted orthodontic activity (UOA)	0
Carry forward orthodontic activity (UOA)	0
Baseline contract value	£382,888.97

### ACCESS\*

Patients seen in 24 months	Total	Change since previous quarter
Quarter ending March 2018	6,010	
Quarter ending June 2018	5,907	↓
Quarter ending September 2018	5,896	→
Quarter ending December 2018	5,755	↓
Quarter ending March 2019	5,903	↑
<b>Variance since March 2018</b>	<b>(1.8%)</b>	<b>↓</b>



### ACTIVITY



Adjusted Scheduled Activity (UDA)		
Month	2018	2019
April	369	656
May	1,450	2,083
June	2,650	3,149
July	4,056	4,734
August	5,436	6,222
September	6,614	7,710
October	8,016	9,133
November	9,224	10,034
December	10,183	10,694
January	11,506	12,263
February	12,559	13,817
March	14,297	14,749
April	15,022	15,586
May	15,088	15,923
June	15,091	15,923

### QUALITY

	Quantity	Base Number	Contract	AT	Region	England
% of FP17s for the same patient ID Re-attending within 3 months - Children	103	1,540	6.7%	11.3%	12.3%	11.8%
% of FP17s for the same patient ID Re-attending within 3 months - Adults	670	5,248	12.8%	16.7%	15.9%	15.7%
% of FP17s for the same patient ID Re-attending between 3 & 9 months - Children	698	1,540	45.3%	54.4%	60.2%	58.9%
% of FP17s for the same patient ID Re-attending between 3 & 9 months - Adults	2,091	5,248	39.8%	45.0%	53.0%	50.8%
% of FP17s for Band 1 Urgent Courses	432	6,353	6.8%	11.7%	9.1%	9.1%
% of FP17s Relating to Free Repair or Replacements	65	6,353	1.0%	0.9%	1.0%	0.8%
% of FP17s Relating to Continuations	129	6,353	2.0%	1.2%	1.0%	0.9%
% of Patients satisfied with the dentistry they have received	4	4	N/A	90.2%	93.2%	92.5%
% of Patients satisfied with the time they had to wait for an appointment	3	4	N/A	87.9%	88.1%	87.0%

\* This is based on patients treated on this contract for their most recent course of treatment.

Figures in italics indicate the base number of FP17s or Patient Questionnaire responses are less than 100. N/A is shown where the base number of responses is less than 10 during the period. % is calculated as Quantity/Base number\*100

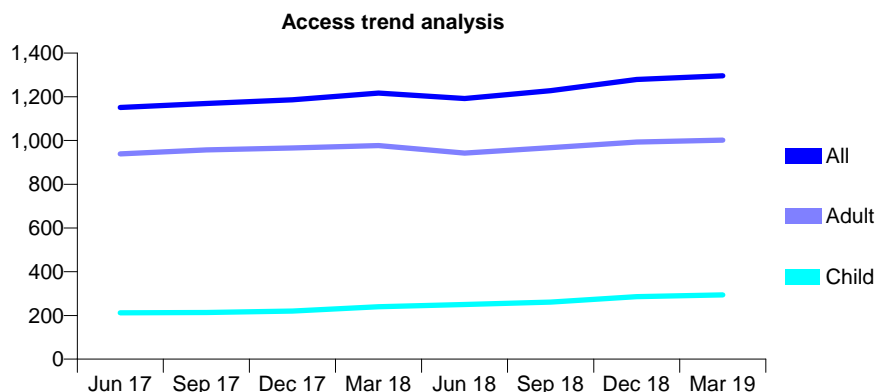
## Q48 - Vital Signs At a Glance Contract Report for 659975/0001 - Year end March 2019

Name or company name	MR RP VIJAYANARAYANAN
Contract type name	GDS Contract
Purpose of contract	General
Contract start date	01/04/2006
Contract end date	

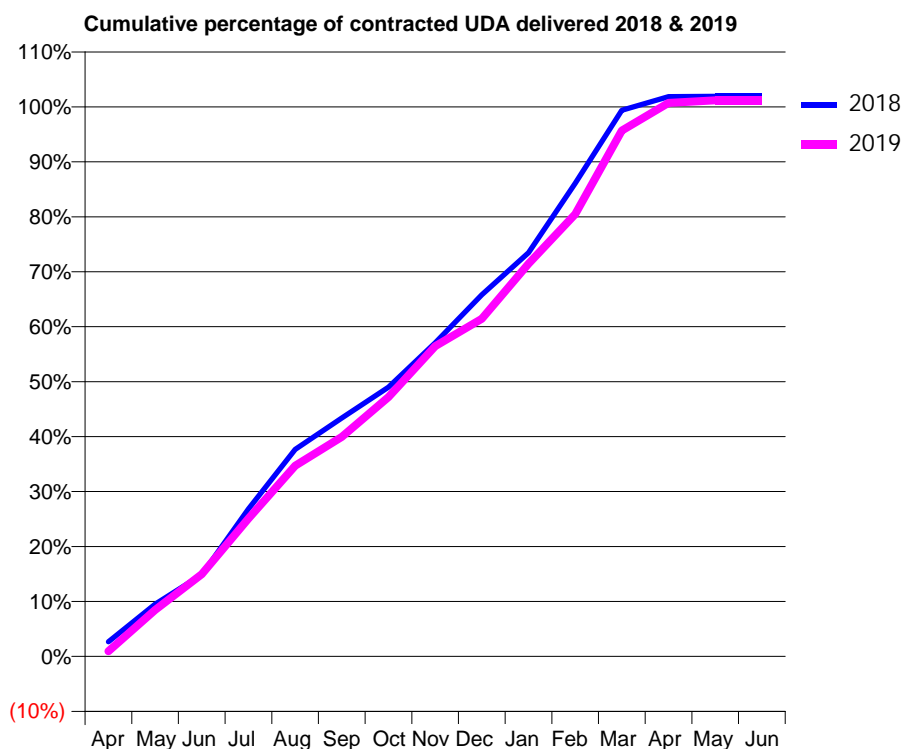
18/19 Contracted general activity (UDA)	4,239
Carry forward general activity (UDA)	0
18/19 Contracted orthodontic activity (UOA)	0
Carry forward orthodontic activity (UOA)	0
Baseline contract value	£209,706.83

### ACCESS\*

Patients seen in 24 months	Total	Change since previous quarter
Quarter ending March 2018	1,217	
Quarter ending June 2018	1,192	↓
Quarter ending September 2018	1,228	↑
Quarter ending December 2018	1,279	↑
Quarter ending March 2019	1,296	→
<b>Variance since March 2018</b>	<b>6.5%</b>	<b>↑</b>



### ACTIVITY



Adjusted Scheduled Activity (UDA)		
Month	2018	2019
April	112	41
May	403	359
June	630	634
July	1,138	1,064
August	1,597	1,470
September	1,839	1,694
October	2,077	2,000
November	2,419	2,393
December	2,789	2,604
January	3,115	3,029
February	3,650	3,412
March	4,213	4,056
April	4,318	4,270
May	4,320	4,289
June	4,320	4,289

### QUALITY

	Quantity	Base Number	Contract	AT	Region	England
% of FP17s for the same patient ID Re-attending within 3 months - Children	24	339	7.1%	11.3%	12.3%	11.8%
% of FP17s for the same patient ID Re-attending within 3 months - Adults	90	1,150	7.8%	16.7%	15.9%	15.7%
% of FP17s for the same patient ID Re-attending between 3 & 9 months - Children	178	339	52.5%	54.4%	60.2%	58.9%
% of FP17s for the same patient ID Re-attending between 3 & 9 months - Adults	614	1,150	53.4%	45.0%	53.0%	50.8%
% of FP17s for Band 1 Urgent Courses	20	1,533	1.3%	11.7%	9.1%	9.1%
% of FP17s Relating to Free Repair or Replacements	0	1,533	0.0%	0.9%	1.0%	0.8%
% of FP17s Relating to Continuations	0	1,533	0.0%	1.2%	1.0%	0.9%
% of Patients satisfied with the dentistry they have received	0	0	N/A	90.2%	93.2%	92.5%
% of Patients satisfied with the time they had to wait for an appointment	0	0	N/A	87.9%	88.1%	87.0%

\* This is based on patients treated on this contract for their most recent course of treatment.

Figures in italics indicate the base number of FP17s or Patient Questionnaire responses are less than 100. N/A is shown where the base number of responses is less than 10 during the period. % is calculated as Quantity/Base number\*100

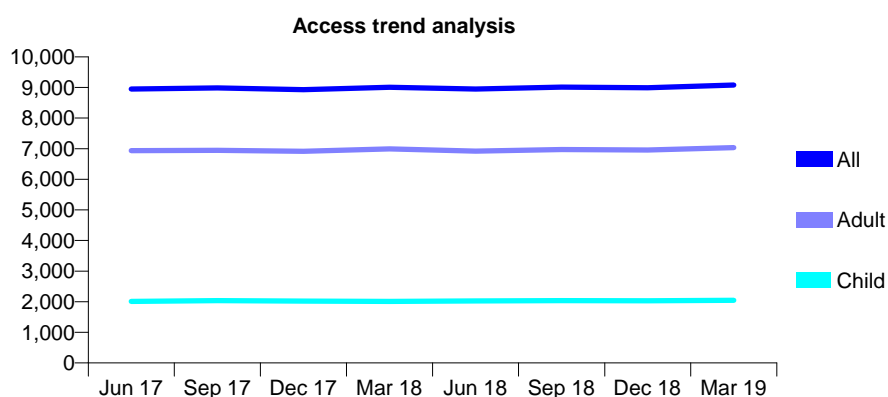
## Q48 - Vital Signs At a Glance Contract Report for 672971/0003 - Year end March 2019

Name or company name	MR SA CHU
Contract type name	GDS Contract
Purpose of contract	General
Contract start date	02/01/2013
Contract end date	

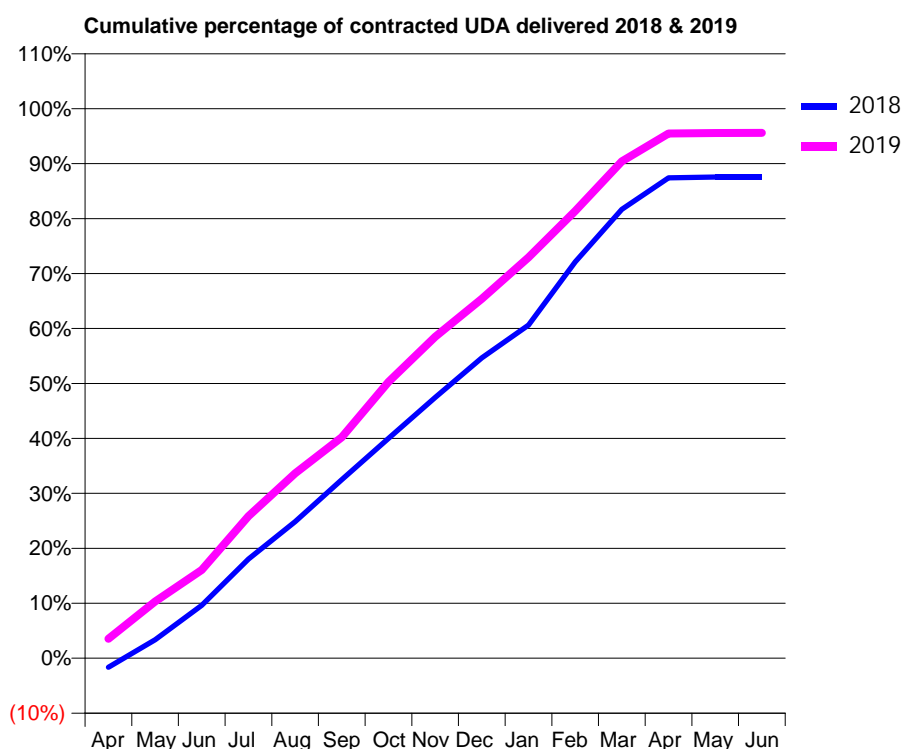
18/19 Contracted general activity (UDA)	35,573
Carry forward general activity (UDA)	0
18/19 Contracted orthodontic activity (UOA)	0
Carry forward orthodontic activity (UOA)	0
Baseline contract value	£933,242.41

### ACCESS\*

Patients seen in 24 months	Total	Change since previous quarter
Quarter ending March 2018	9,009	
Quarter ending June 2018	8,946	→
Quarter ending September 2018	9,011	→
Quarter ending December 2018	8,990	→
Quarter ending March 2019	9,078	→
<b>Variance since March 2018</b>	<b>0.8%</b>	<b>→</b>



### ACTIVITY



Adjusted Scheduled Activity (UDA)		
Month	2018	2019
April	-587	1,253
May	1,197	3,674
June	3,425	5,718
July	6,421	9,196
August	8,845	11,967
September	11,554	14,301
October	14,231	17,879
November	16,881	20,807
December	19,441	23,257
January	21,564	25,942
February	25,651	28,952
March	29,049	32,159
April	31,088	33,963
May	31,137	33,991
June	31,151	34,005

### QUALITY

	Quantity	Base Number	Contract	AT	Region	England
% of FP17s for the same patient ID Re-attending within 3 months - Children	272	2,764	9.8%	11.3%	12.3%	11.8%
% of FP17s for the same patient ID Re-attending within 3 months - Adults	1,860	9,253	20.1%	16.7%	15.9%	15.7%
% of FP17s for the same patient ID Re-attending between 3 & 9 months - Children	1,303	2,764	47.1%	54.4%	60.2%	58.9%
% of FP17s for the same patient ID Re-attending between 3 & 9 months - Adults	3,944	9,253	42.6%	45.0%	53.0%	50.8%
% of FP17s for Band 1 Urgent Courses	2,298	11,997	19.2%	11.7%	9.1%	9.1%
% of FP17s Relating to Free Repair or Replacements	272	11,997	2.3%	0.9%	1.0%	0.8%
% of FP17s Relating to Continuations	38	11,997	0.3%	1.2%	1.0%	0.9%
% of Patients satisfied with the dentistry they have received	2	2	N/A	90.2%	93.2%	92.5%
% of Patients satisfied with the time they had to wait for an appointment	2	2	N/A	87.9%	88.1%	87.0%

\* This is based on patients treated on this contract for their most recent course of treatment.

Figures in italics indicate the base number of FP17s or Patient Questionnaire responses are less than 100. N/A is shown where the base number of responses is less than 10 during the period. % is calculated as Quantity/Base number\*100

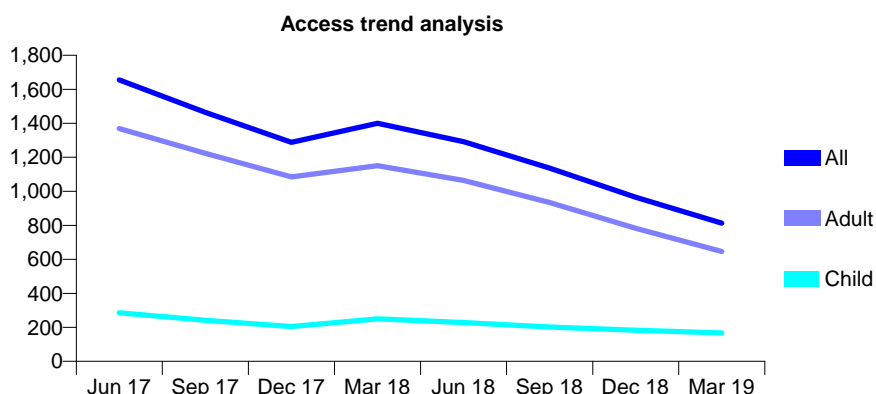
## Q48 - Vital Signs At a Glance Contract Report for 674699/0001 - Year end March 2019

Name or company name	MR AA DIRIR
Contract type name	GDS Contract
Purpose of contract	General
Contract start date	01/04/2006
Contract end date	

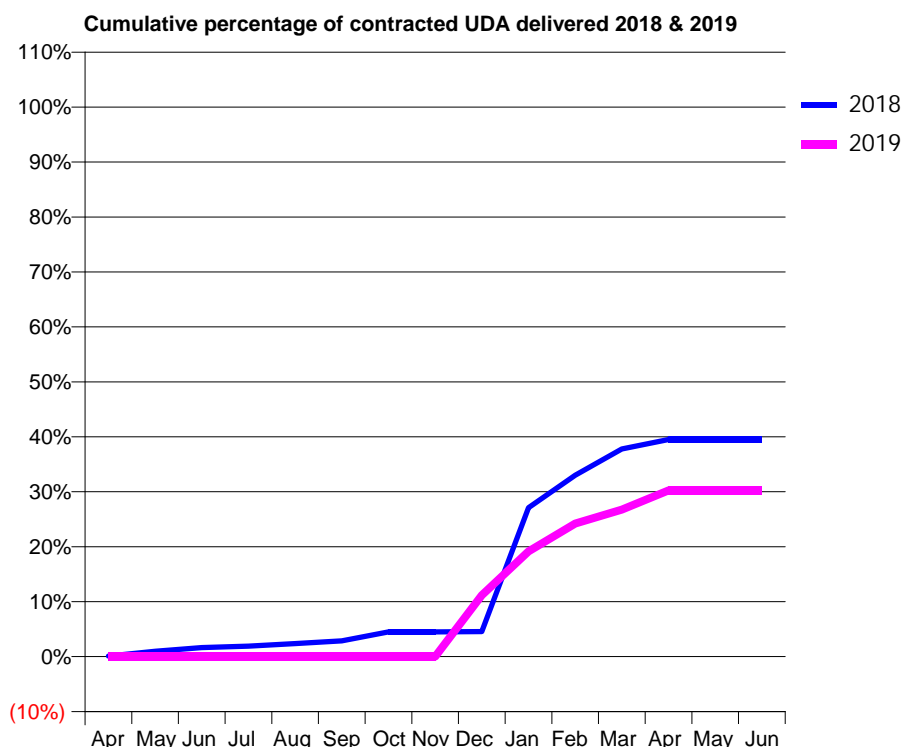
18/19 Contracted general activity (UDA)	5,213
Carry forward general activity (UDA)	0
18/19 Contracted orthodontic activity (UOA)	0
Carry forward orthodontic activity (UOA)	0
Baseline contract value	£136,760.19

### ACCESS\*

Patients seen in 24 months	Total	Change since previous quarter
Quarter ending March 2018	1,400	
Quarter ending June 2018	1,292	↓
Quarter ending September 2018	1,136	↓
Quarter ending December 2018	965	↓
Quarter ending March 2019	813	↓
<b>Variance since March 2018</b>	<b>(41.9%)</b>	<b>↓</b>



### ACTIVITY



Adjusted Scheduled Activity (UDA)		
Month	2018	2019
April	6	0
May	51	0
June	87	0
July	99	0
August	123	0
September	150	0
October	235	0
November	235	0
December	238	582
January	1,412	998
February	1,721	1,263
March	1,970	1,394
April	2,059	1,577
May	2,059	1,577
June	2,059	1,577

### QUALITY

	Quantity	Base Number	Contract	AT	Region	England
% of FP17s for the same patient ID Re-attending within 3 months - Children	4	85	4.7%	11.3%	12.3%	11.8%
% of FP17s for the same patient ID Re-attending within 3 months - Adults	41	331	12.4%	16.7%	15.9%	15.7%
% of FP17s for the same patient ID Re-attending between 3 & 9 months - Children	3	85	3.5%	54.4%	60.2%	58.9%
% of FP17s for the same patient ID Re-attending between 3 & 9 months - Adults	16	331	4.8%	45.0%	53.0%	50.8%
% of FP17s for Band 1 Urgent Courses	1	433	0.2%	11.7%	9.1%	9.1%
% of FP17s Relating to Free Repair or Replacements	16	433	3.7%	0.9%	1.0%	0.8%
% of FP17s Relating to Continuations	19	433	4.4%	1.2%	1.0%	0.9%
% of Patients satisfied with the dentistry they have received	0	0	N/A	90.2%	93.2%	92.5%
% of Patients satisfied with the time they had to wait for an appointment	0	0	N/A	87.9%	88.1%	87.0%

\* This is based on patients treated on this contract for their most recent course of treatment.  
 Figures in italics indicate the base number of FP17s or Patient Questionnaire responses are less than 100. N/A is shown where the base number of responses is less than 10 during the period. % is calculated as Quantity/Base number\*100

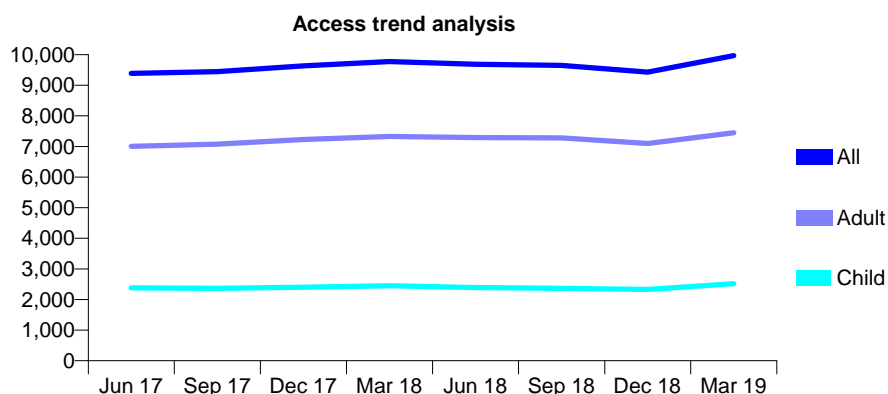
## Q48 - Vital Signs At a Glance Contract Report for 682365/0002 - Year end March 2019

Name or company name	MR QM JAFFRI
Contract type name	PDS Contract
Purpose of contract	General
Contract start date	01/04/2006
Contract end date	31/03/2021

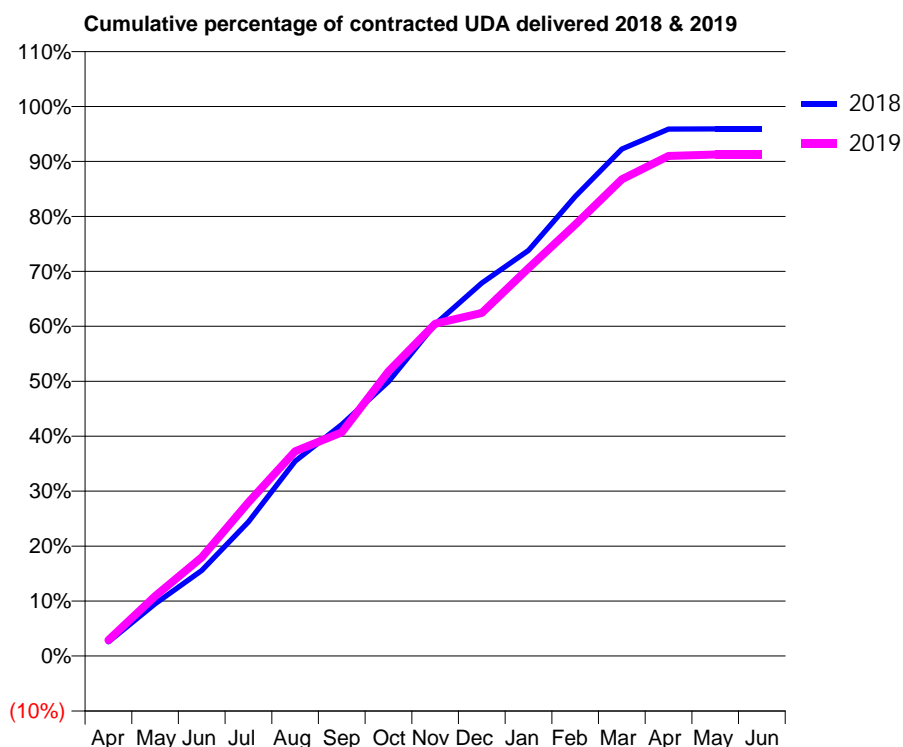
18/19 Contracted general activity (UDA)	26,521
Carry forward general activity (UDA)	0
18/19 Contracted orthodontic activity (UOA)	0
Carry forward orthodontic activity (UOA)	0
Baseline contract value	£791,584.70

### ACCESS\*

Patients seen in 24 months	Total	Change since previous quarter
Quarter ending March 2018	9,774	
Quarter ending June 2018	9,686	→
Quarter ending September 2018	9,651	→
Quarter ending December 2018	9,433	↓
Quarter ending March 2019	9,968	↑
<b>Variance since March 2018</b>	<b>2.0%</b>	<b>→</b>



### ACTIVITY



Adjusted Scheduled Activity (UDA)		
Month	2018	2019
April	684	770
May	2,527	2,892
June	4,126	4,757
July	6,481	7,414
August	9,403	9,884
September	11,172	10,797
October	13,244	13,738
November	16,013	16,034
December	17,995	16,558
January	19,576	18,718
February	22,178	20,817
March	24,467	23,003
April	25,429	24,128
May	25,439	24,200
June	25,440	24,200

### QUALITY

	Quantity	Base Number	Contract	AT	Region	England
% of FP17s for the same patient ID Re-attending within 3 months - Children	278	3,717	7.5%	11.3%	12.3%	11.8%
% of FP17s for the same patient ID Re-attending within 3 months - Adults	1,176	8,940	13.2%	16.7%	15.9%	15.7%
% of FP17s for the same patient ID Re-attending between 3 & 9 months - Children	2,351	3,717	63.2%	54.4%	60.2%	58.9%
% of FP17s for the same patient ID Re-attending between 3 & 9 months - Adults	4,588	8,940	51.3%	45.0%	53.0%	50.8%
% of FP17s for Band 1 Urgent Courses	2,223	12,720	17.5%	11.7%	9.1%	9.1%
% of FP17s Relating to Free Repair or Replacements	66	12,720	0.5%	0.9%	1.0%	0.8%
% of FP17s Relating to Continuations	25	12,720	0.2%	1.2%	1.0%	0.9%
% of Patients satisfied with the dentistry they have received	11	11	100.0%	90.2%	93.2%	92.5%
% of Patients satisfied with the time they had to wait for an appointment	11	11	100.0%	87.9%	88.1%	87.0%

\* This is based on patients treated on this contract for their most recent course of treatment.

Figures in italics indicate the base number of FP17s or Patient Questionnaire responses are less than 100. N/A is shown where the base number of responses is less than 10 during the period. % is calculated as Quantity/Base number\*100



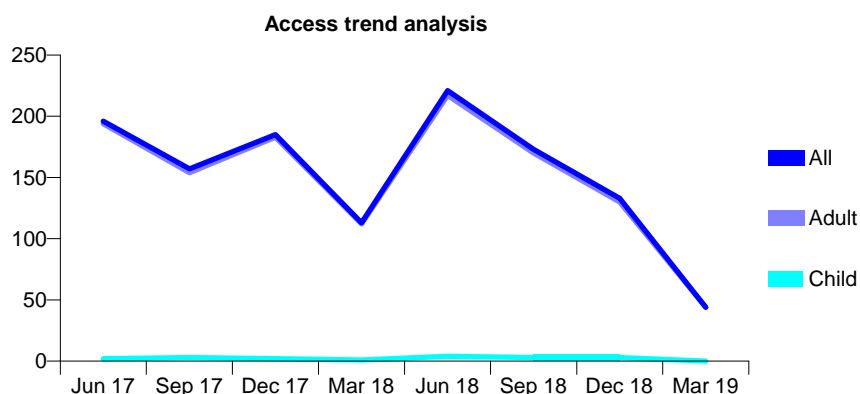
## Q48 - Vital Signs At a Glance Contract Report for 685224/0001 - Year end March 2019

Name or company name	MISS J MCGINTY
Contract type name	PDS Contract
Purpose of contract	General
Contract start date	01/04/2006
Contract end date	30/06/2018

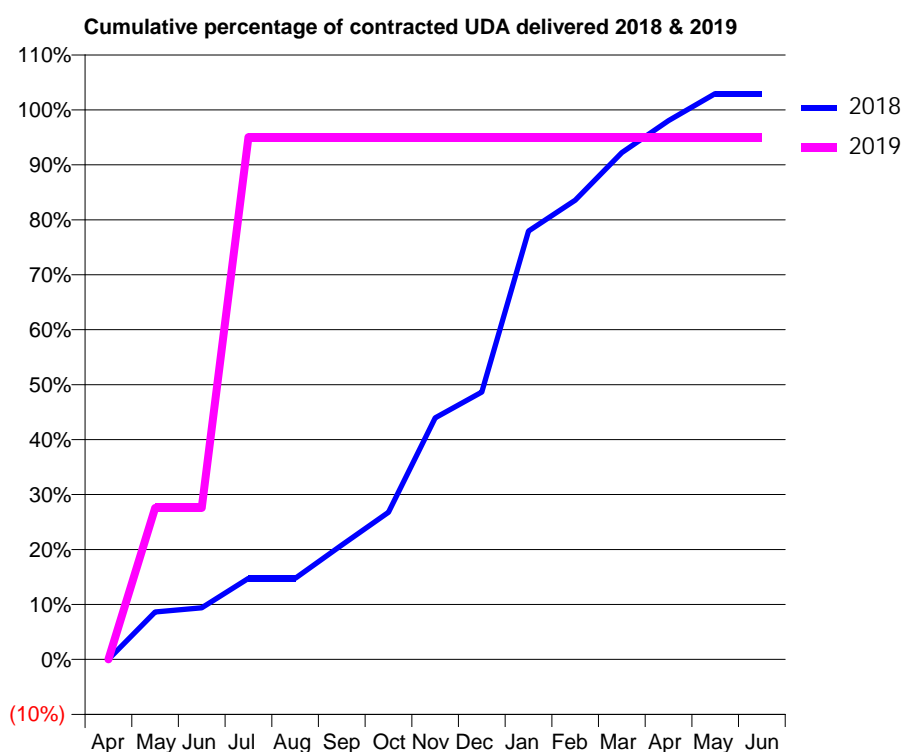
18/19 Contracted general activity (UDA)	198
Carry forward general activity (UDA)	0
18/19 Contracted orthodontic activity (UOA)	0
Carry forward orthodontic activity (UOA)	0
Baseline contract value	£17,586.10

### ACCESS\*

Patients seen in 24 months	Total	Change since previous quarter
Quarter ending March 2018	113	
Quarter ending June 2018	221	↑
Quarter ending September 2018	173	↓
Quarter ending December 2018	133	↓
Quarter ending March 2019	44	↓
<b>Variance since March 2018</b>	<b>(61.1%)</b>	<b>↓</b>



### ACTIVITY



Adjusted Scheduled Activity (UDA)		
Month	2018	2019
April	0	0
May	68	55
June	74	55
July	117	188
August	117	188
September	165	188
October	212	188
November	348	188
December	385	188
January	617	188
February	662	188
March	730	188
April	776	188
May	815	188
June	815	188

### QUALITY

	Quantity	Base Number	Contract	AT	Region	England
% of FP17s for the same patient ID Re-attending within 3 months - Children	0	3	0.0%	11.3%	12.3%	11.8%
% of FP17s for the same patient ID Re-attending within 3 months - Adults	0	96	0.0%	16.7%	15.9%	15.7%
% of FP17s for the same patient ID Re-attending between 3 & 9 months - Children	0	3	0.0%	54.4%	60.2%	58.9%
% of FP17s for the same patient ID Re-attending between 3 & 9 months - Adults	1	96	1.0%	45.0%	53.0%	50.8%
% of FP17s for Band 1 Urgent Courses	6	66	9.1%	11.7%	9.1%	9.1%
% of FP17s Relating to Free Repair or Replacements	0	66	0.0%	0.9%	1.0%	0.8%
% of FP17s Relating to Continuations	0	66	0.0%	1.2%	1.0%	0.9%
% of Patients satisfied with the dentistry they have received	0	0	N/A	90.2%	93.2%	92.5%
% of Patients satisfied with the time they had to wait for an appointment	0	0	N/A	87.9%	88.1%	87.0%

\* This is based on patients treated on this contract for their most recent course of treatment. Figures in italics indicate the base number of FP17s or Patient Questionnaire responses are less than 100. N/A is shown where the base number of responses is less than 10 during the period. % is calculated as Quantity/Base number\*100

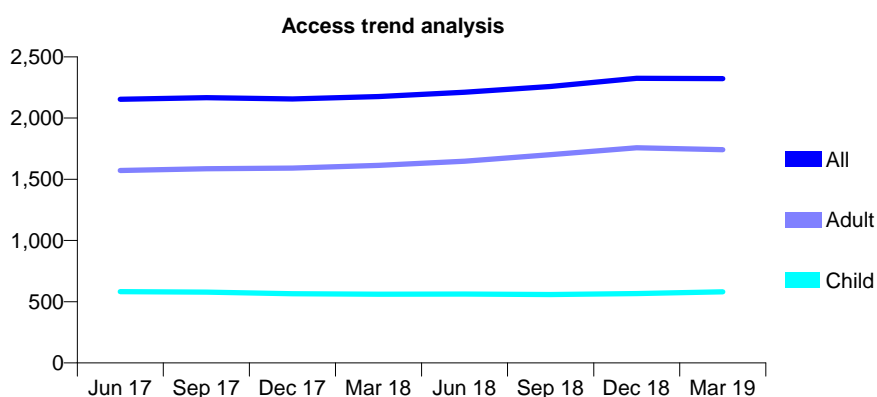
## Q48 - Vital Signs At a Glance Contract Report for 732869/0001 - Year end March 2019

Name or company name	MRS CA MCGOWAN-YEO
Contract type name	GDS Contract
Purpose of contract	General
Contract start date	01/04/2006
Contract end date	

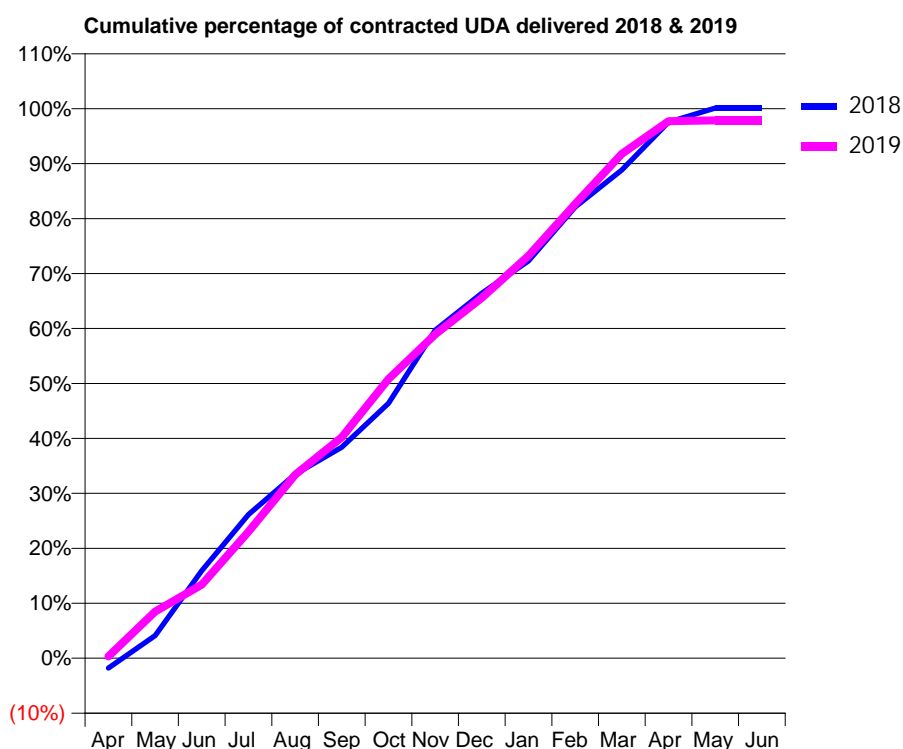
18/19 Contracted general activity (UDA)	8,300
Carry forward general activity (UDA)	0
18/19 Contracted orthodontic activity (UOA)	0
Carry forward orthodontic activity (UOA)	0
Baseline contract value	£239,120.71

### ACCESS\*

Patients seen in 24 months	Total	Change since previous quarter
Quarter ending March 2018	2,176	
Quarter ending June 2018	2,211	→
Quarter ending September 2018	2,259	↑
Quarter ending December 2018	2,325	↑
Quarter ending March 2019	2,322	→
<b>Variance since March 2018</b>	<b>6.7%</b>	<b>↑</b>



### ACTIVITY



Adjusted Scheduled Activity (UDA)		
Month	2018	2019
April	-150	27
May	344	706
June	1,322	1,110
July	2,170	1,911
August	2,779	2,773
September	3,187	3,337
October	3,850	4,217
November	4,955	4,892
December	5,511	5,444
January	6,002	6,078
February	6,815	6,861
March	7,372	7,619
April	8,096	8,110
May	8,309	8,122
June	8,309	8,122

### QUALITY

	Quantity	Base Number	Contract	AT	Region	England
% of FP17s for the same patient ID Re-attending within 3 months - Children	102	804	12.7%	11.3%	12.3%	11.8%
% of FP17s for the same patient ID Re-attending within 3 months - Adults	1,002	2,663	37.6%	16.7%	15.9%	15.7%
% of FP17s for the same patient ID Re-attending between 3 & 9 months - Children	358	804	44.5%	54.4%	60.2%	58.9%
% of FP17s for the same patient ID Re-attending between 3 & 9 months - Adults	795	2,663	29.9%	45.0%	53.0%	50.8%
% of FP17s for Band 1 Urgent Courses	293	3,289	8.9%	11.7%	9.1%	9.1%
% of FP17s Relating to Free Repair or Replacements	135	3,289	4.1%	0.9%	1.0%	0.8%
% of FP17s Relating to Continuations	396	3,289	12.0%	1.2%	1.0%	0.9%
% of Patients satisfied with the dentistry they have received	0	0	N/A	90.2%	93.2%	92.5%
% of Patients satisfied with the time they had to wait for an appointment	0	0	N/A	87.9%	88.1%	87.0%

\* This is based on patients treated on this contract for their most recent course of treatment. Figures in italics indicate the base number of FP17s or Patient Questionnaire responses are less than 100. N/A is shown where the base number of responses is less than 10 during the period. % is calculated as Quantity/Base number\*100

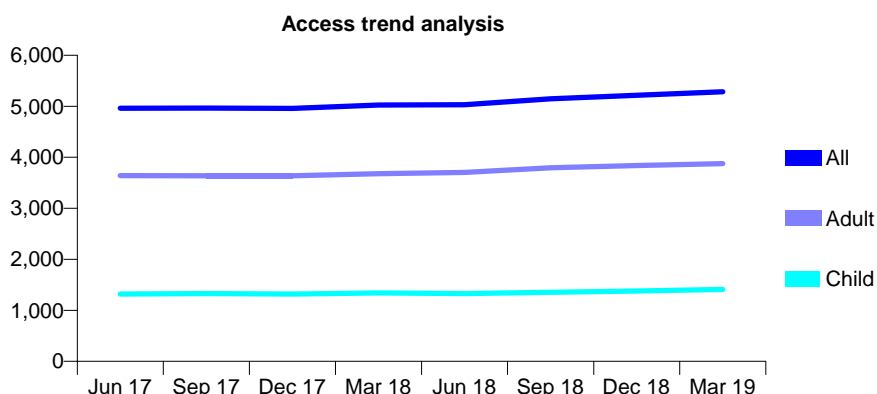
## Q48 - Vital Signs At a Glance Contract Report for 738425/0001 - Year end March 2019

Name or company name	MR P MARTIN
Contract type name	GDS Contract
Purpose of contract	General
Contract start date	01/04/2006
Contract end date	

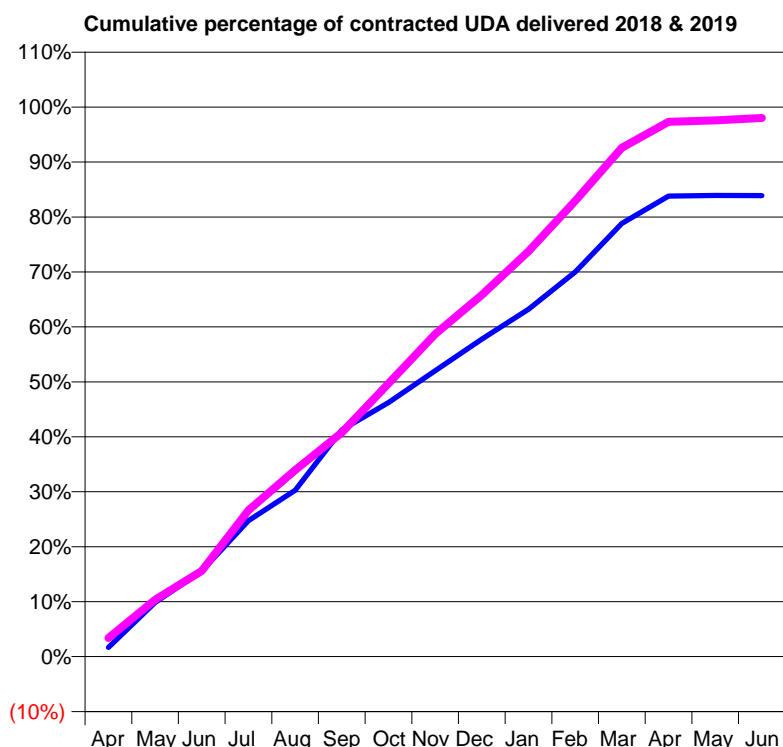
18/19 Contracted general activity (UDA)	12,370
Carry forward general activity (UDA)	0
18/19 Contracted orthodontic activity (UOA)	0
Carry forward orthodontic activity (UOA)	0
Baseline contract value	£339,664.43

### ACCESS\*

Patients seen in 24 months	Total	Change since previous quarter
Quarter ending March 2018	5,024	
Quarter ending June 2018	5,032	→
Quarter ending September 2018	5,146	↑
Quarter ending December 2018	5,217	→
Quarter ending March 2019	5,285	→
<b>Variance since March 2018</b>	<b>5.2%</b>	<b>↑</b>



### ACTIVITY



Adjusted Scheduled Activity (UDA)		
Month	2018	2019
April	209	420
May	1,221	1,280
June	1,924	1,929
July	3,061	3,296
August	3,744	4,197
September	5,102	5,042
October	5,720	6,149
November	6,434	7,260
December	7,146	8,139
January	7,818	9,125
February	8,659	10,258
March	9,753	11,453
April	10,367	12,035
May	10,381	12,069
June	10,375	12,123

### QUALITY

	Quantity	Base Number	Contract	AT	Region	England
% of FP17s for the same patient ID Re-attending within 3 months - Children	160	2,243	7.1%	11.3%	12.3%	11.8%
% of FP17s for the same patient ID Re-attending within 3 months - Adults	871	4,940	17.6%	16.7%	15.9%	15.7%
% of FP17s for the same patient ID Re-attending between 3 & 9 months - Children	1,370	2,243	61.1%	54.4%	60.2%	58.9%
% of FP17s for the same patient ID Re-attending between 3 & 9 months - Adults	1,925	4,940	39.0%	45.0%	53.0%	50.8%
% of FP17s for Band 1 Urgent Courses	955	6,014	15.9%	11.7%	9.1%	9.1%
% of FP17s Relating to Free Repair or Replacements	73	6,014	1.2%	0.9%	1.0%	0.8%
% of FP17s Relating to Continuations	31	6,014	0.5%	1.2%	1.0%	0.9%
% of Patients satisfied with the dentistry they have received	2	2	N/A	90.2%	93.2%	92.5%
% of Patients satisfied with the time they had to wait for an appointment	2	2	N/A	87.9%	88.1%	87.0%

\* This is based on patients treated on this contract for their most recent course of treatment.  
 Figures in *italics* indicate the base number of FP17s or Patient Questionnaire responses are less than 100. N/A is shown where the base number of responses is less than 10 during the period. % is calculated as Quantity/Base number\*100

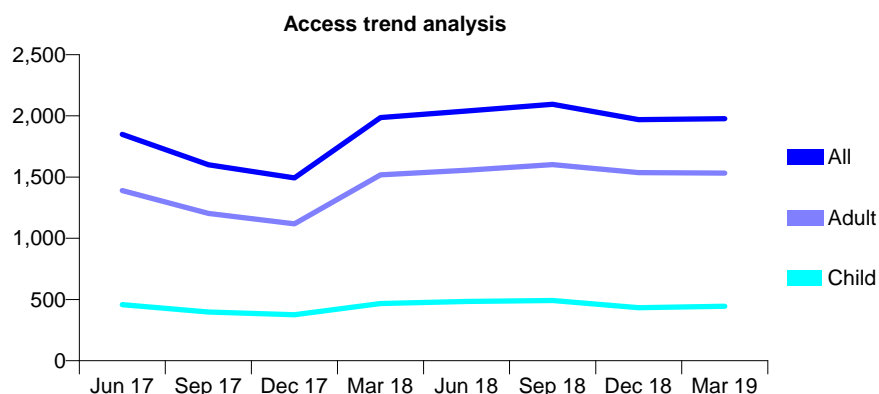
## Q48 - Vital Signs At a Glance Contract Report for 742449/0001 - Year end March 2019

Name or company name	South Liverpool Treatment Centre
Contract type name	GDS Contract
Purpose of contract	General
Contract start date	01/04/2006
Contract end date	

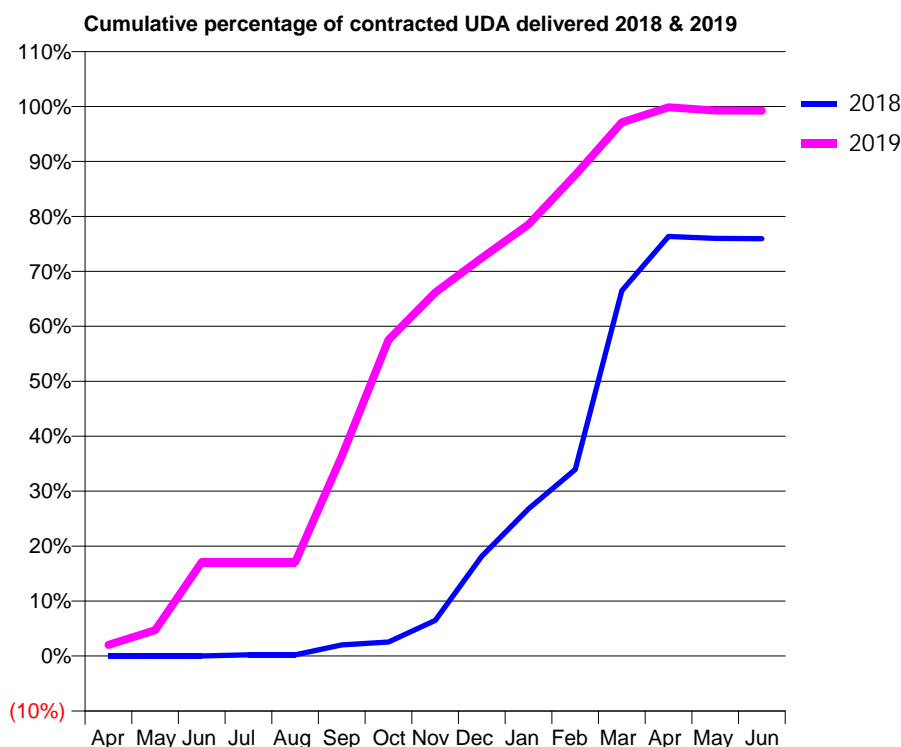
18/19 Contracted general activity (UDA)	9,401
Carry forward general activity (UDA)	80
18/19 Contracted orthodontic activity (UOA)	0
Carry forward orthodontic activity (UOA)	0
Baseline contract value	£246,630.07

### ACCESS\*

Patients seen in 24 months	Total	Change since previous quarter
Quarter ending March 2018	1,986	
Quarter ending June 2018	2,040	↑
Quarter ending September 2018	2,094	↑
Quarter ending December 2018	1,969	↓
Quarter ending March 2019	1,977	→
<b>Variance since March 2018</b>	<b>(0.5%)</b>	<b>→</b>



### ACTIVITY



Adjusted Scheduled Activity (UDA)		
Month	2018	2019
April	0	189
May	0	441
June	0	1,607
July	16	1,607
August	16	1,607
September	144	3,418
October	183	5,408
November	462	6,217
December	1,292	6,812
January	1,905	7,383
February	2,414	8,228
March	4,731	9,128
April	5,432	9,386
May	5,408	9,332
June	5,404	9,329

### QUALITY

	Quantity	Base Number	Contract	AT	Region	England
% of FP17s for the same patient ID Re-attending within 3 months - Children	143	843	17.0%	11.3%	12.3%	11.8%
% of FP17s for the same patient ID Re-attending within 3 months - Adults	610	2,698	22.6%	16.7%	15.9%	15.7%
% of FP17s for the same patient ID Re-attending between 3 & 9 months - Children	283	843	33.6%	54.4%	60.2%	58.9%
% of FP17s for the same patient ID Re-attending between 3 & 9 months - Adults	841	2,698	31.2%	45.0%	53.0%	50.8%
% of FP17s for Band 1 Urgent Courses	1,034	3,436	30.1%	11.7%	9.1%	9.1%
% of FP17s Relating to Free Repair or Replacements	106	3,436	3.1%	0.9%	1.0%	0.8%
% of FP17s Relating to Continuations	0	3,436	0.0%	1.2%	1.0%	0.9%
% of Patients satisfied with the dentistry they have received	1	1	N/A	90.2%	93.2%	92.5%
% of Patients satisfied with the time they had to wait for an appointment	1	1	N/A	87.9%	88.1%	87.0%

\* This is based on patients treated on this contract for their most recent course of treatment.

Figures in italics indicate the base number of FP17s or Patient Questionnaire responses are less than 100. N/A is shown where the base number of responses is less than 10 during the period. % is calculated as Quantity/Base number\*100

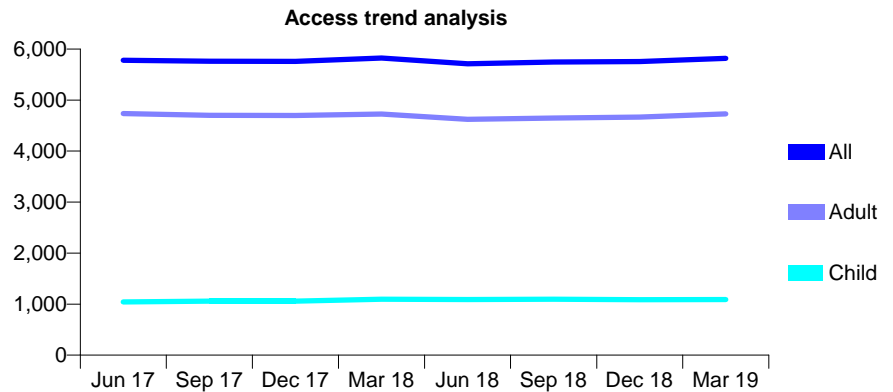
## Q48 - Vital Signs At a Glance Contract Report for 742988/0001 - Year end March 2019

Name or company name	MR AJ JONES
Contract type name	GDS Contract
Purpose of contract	General
Contract start date	01/04/2006
Contract end date	

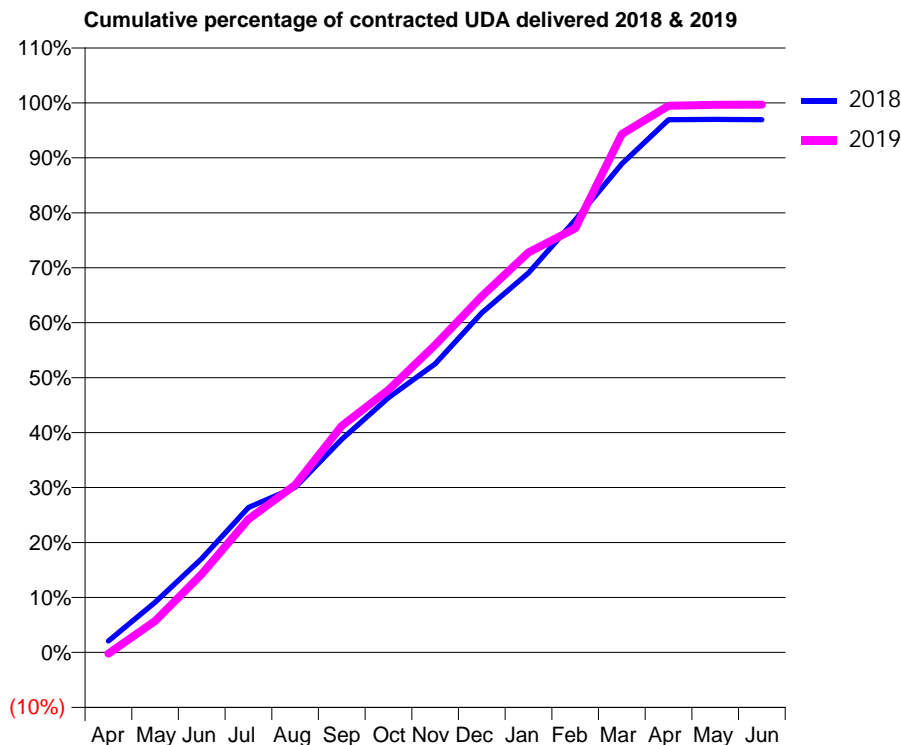
18/19 Contracted general activity (UDA)	19,456
Carry forward general activity (UDA)	596
18/19 Contracted orthodontic activity (UOA)	0
Carry forward orthodontic activity (UOA)	0
Baseline contract value	£660,754.17

### ACCESS\*

Patients seen in 24 months	Total	Change since previous quarter
Quarter ending March 2018	5,823	
Quarter ending June 2018	5,712	↓
Quarter ending September 2018	5,744	→
Quarter ending December 2018	5,756	→
Quarter ending March 2019	5,819	→
<b>Variance since March 2018</b>	<b>(0.1%)</b>	→



### ACTIVITY



Adjusted Scheduled Activity (UDA)		
Month	2018	2019
April	407	-43
May	1,779	1,114
June	3,323	2,775
July	5,132	4,718
August	5,841	5,926
September	7,544	8,018
October	9,014	9,292
November	10,218	10,890
December	12,016	12,609
January	13,433	14,160
February	15,316	15,009
March	17,296	18,348
April	18,858	19,349
May	18,870	19,385
June	18,860	19,392

### QUALITY

	Quantity	Base Number	Contract	AT	Region	England
% of FP17s for the same patient ID Re-attending within 3 months - Children	262	2,035	12.9%	11.3%	12.3%	11.8%
% of FP17s for the same patient ID Re-attending within 3 months - Adults	1,223	7,164	17.1%	16.7%	15.9%	15.7%
% of FP17s for the same patient ID Re-attending between 3 & 9 months - Children	1,254	2,035	61.6%	54.4%	60.2%	58.9%
% of FP17s for the same patient ID Re-attending between 3 & 9 months - Adults	3,621	7,164	50.5%	45.0%	53.0%	50.8%
% of FP17s for Band 1 Urgent Courses	1,038	8,941	11.6%	11.7%	9.1%	9.1%
% of FP17s Relating to Free Repair or Replacements	44	8,941	0.5%	0.9%	1.0%	0.8%
% of FP17s Relating to Continuations	196	8,941	2.2%	1.2%	1.0%	0.9%
% of Patients satisfied with the dentistry they have received	2	3	N/A	90.2%	93.2%	92.5%
% of Patients satisfied with the time they had to wait for an appointment	3	3	N/A	87.9%	88.1%	87.0%

\* This is based on patients treated on this contract for their most recent course of treatment.

Figures in italics indicate the base number of FP17s or Patient Questionnaire responses are less than 100. N/A is shown where the base number of responses is less than 10 during the period. % is calculated as Quantity/Base number\*100

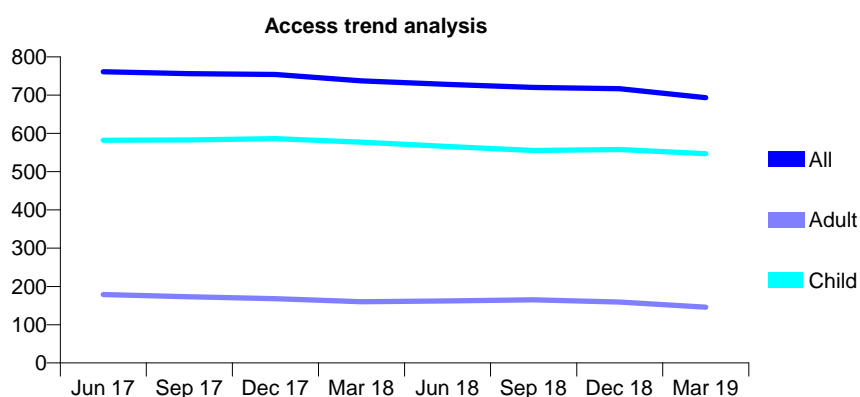
## Q48 - Vital Signs At a Glance Contract Report for 755575/0001 - Year end March 2019

Name or company name	MRS LE BACKSTROM
Contract type name	PDS Contract
Purpose of contract	General
Contract start date	01/04/2006
Contract end date	31/03/2019

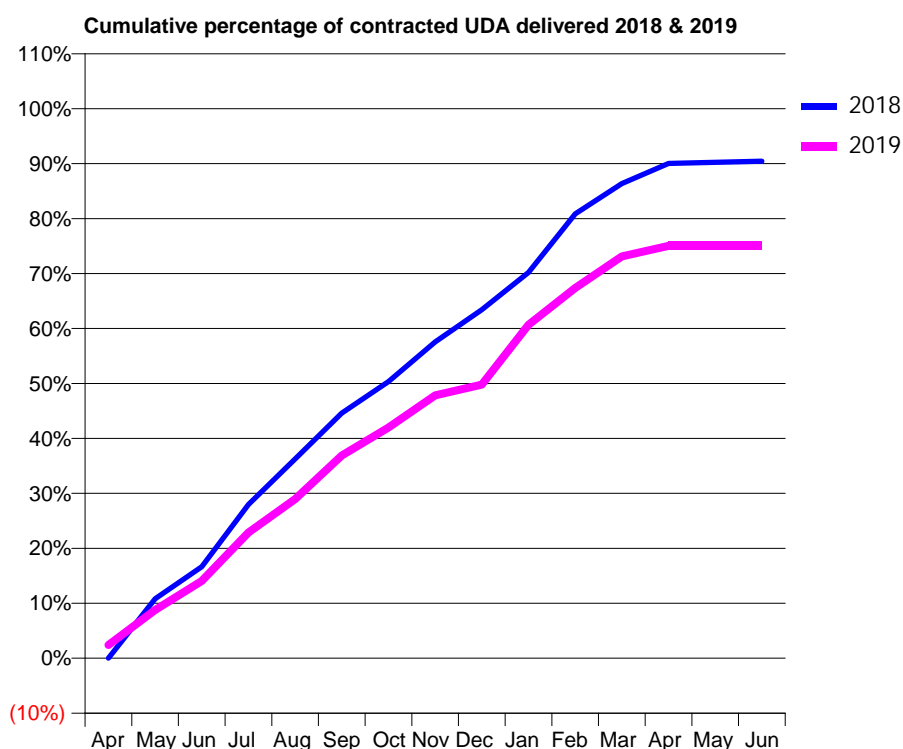
18/19 Contracted general activity (UDA)	1,700
Carry forward general activity (UDA)	0
18/19 Contracted orthodontic activity (UOA)	0
Carry forward orthodontic activity (UOA)	0
Baseline contract value	£44,598.58

### ACCESS\*

Patients seen in 24 months	Total	Change since previous quarter
Quarter ending March 2018	737	
Quarter ending June 2018	728	↓
Quarter ending September 2018	720	↓
Quarter ending December 2018	717	→
Quarter ending March 2019	693	↓
<b>Variance since March 2018</b>	<b>(6.0%)</b>	<b>↓</b>



### ACTIVITY



Adjusted Scheduled Activity (UDA)		
Month	2018	2019
April	0	41
May	184	149
June	283	239
July	475	389
August	617	492
September	758	627
October	856	713
November	978	813
December	1,078	846
January	1,193	1,031
February	1,375	1,146
March	1,468	1,243
April	1,530	1,276
May	1,534	1,276
June	1,537	1,276

### QUALITY

	Quantity	Base Number	Contract	AT	Region	England
% of FP17s for the same patient ID Re-attending within 3 months - Children	60	901	6.7%	11.3%	12.3%	11.8%
% of FP17s for the same patient ID Re-attending within 3 months - Adults	7	98	7.1%	16.7%	15.9%	15.7%
% of FP17s for the same patient ID Re-attending between 3 & 9 months - Children	662	901	73.5%	54.4%	60.2%	58.9%
% of FP17s for the same patient ID Re-attending between 3 & 9 months - Adults	69	98	70.4%	45.0%	53.0%	50.8%
% of FP17s for Band 1 Urgent Courses	4	967	0.4%	11.7%	9.1%	9.1%
% of FP17s Relating to Free Repair or Replacements	0	967	0.0%	0.9%	1.0%	0.8%
% of FP17s Relating to Continuations	0	967	0.0%	1.2%	1.0%	0.9%
% of Patients satisfied with the dentistry they have received	0	0	N/A	90.2%	93.2%	92.5%
% of Patients satisfied with the time they had to wait for an appointment	0	0	N/A	87.9%	88.1%	87.0%

\* This is based on patients treated on this contract for their most recent course of treatment. Figures in italics indicate the base number of FP17s or Patient Questionnaire responses are less than 100. N/A is shown where the base number of responses is less than 10 during the period. % is calculated as Quantity/Base number\*100

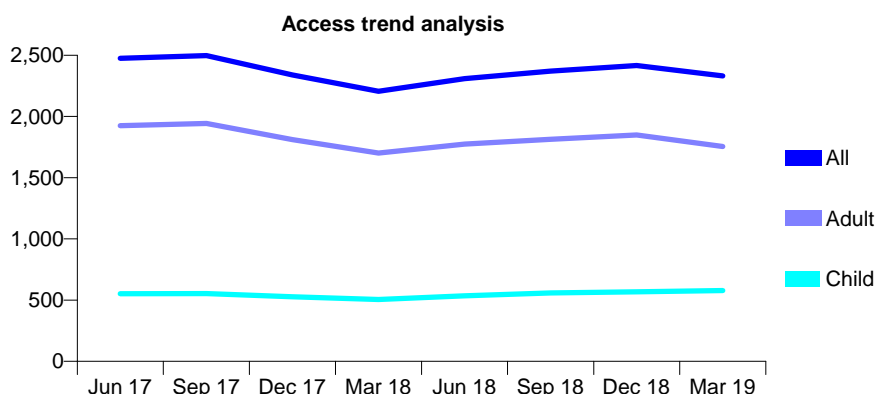
## Q48 - Vital Signs At a Glance Contract Report for 761583/0001 - Year end March 2019

Name or company name	MR M MCGOVERN
Contract type name	GDS Contract
Purpose of contract	General
Contract start date	01/04/2006
Contract end date	

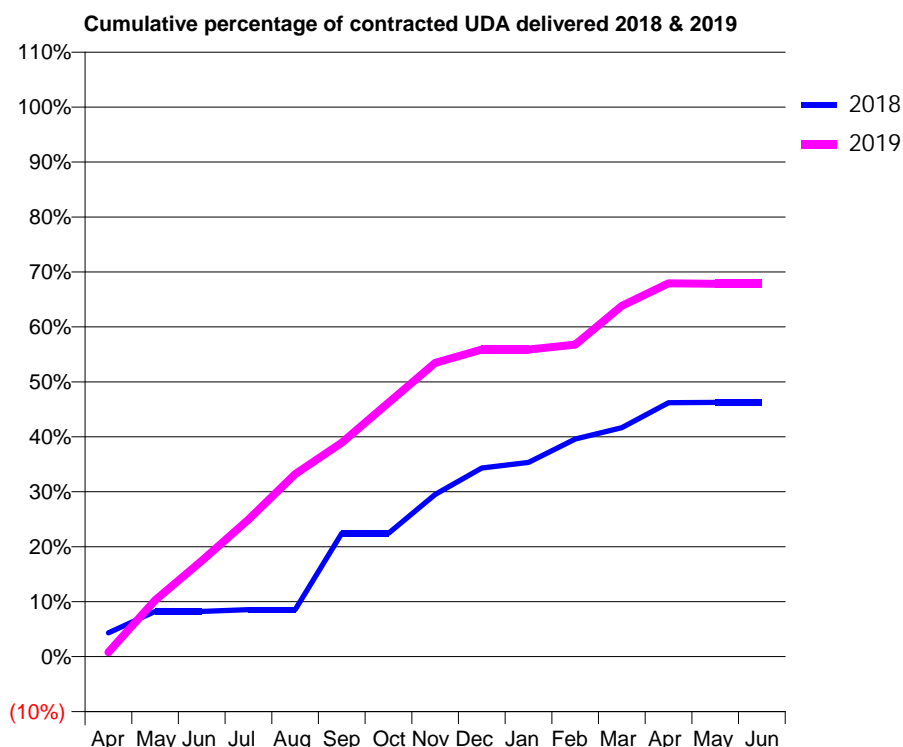
18/19 Contracted general activity (UDA)	10,400
Carry forward general activity (UDA)	0
18/19 Contracted orthodontic activity (UOA)	0
Carry forward orthodontic activity (UOA)	0
Baseline contract value	£273,329.68

### ACCESS\*

Patients seen in 24 months	Total	Change since previous quarter
Quarter ending March 2018	2,206	
Quarter ending June 2018	2,309	↑
Quarter ending September 2018	2,371	↑
Quarter ending December 2018	2,417	→
Quarter ending March 2019	2,332	↓
<b>Variance since March 2018</b>	<b>5.7%</b>	<b>↑</b>



### ACTIVITY



Adjusted Scheduled Activity (UDA)		
Month	2018	2019
April	451	85
May	856	1,069
June	856	1,814
July	891	2,597
August	891	3,454
September	2,334	4,048
October	2,334	4,804
November	3,069	5,559
December	3,570	5,811
January	3,675	5,811
February	4,119	5,904
March	4,332	6,637
April	4,804	7,066
May	4,811	7,054
June	4,813	7,054

### QUALITY

	Quantity	Base Number	Contract	AT	Region	England
% of FP17s for the same patient ID Re-attending within 3 months - Children	81	721	11.2%	11.3%	12.3%	11.8%
% of FP17s for the same patient ID Re-attending within 3 months - Adults	345	2,118	16.3%	16.7%	15.9%	15.7%
% of FP17s for the same patient ID Re-attending between 3 & 9 months - Children	263	721	36.5%	54.4%	60.2%	58.9%
% of FP17s for the same patient ID Re-attending between 3 & 9 months - Adults	680	2,118	32.1%	45.0%	53.0%	50.8%
% of FP17s for Band 1 Urgent Courses	302	2,787	10.8%	11.7%	9.1%	9.1%
% of FP17s Relating to Free Repair or Replacements	60	2,787	2.2%	0.9%	1.0%	0.8%
% of FP17s Relating to Continuations	29	2,787	1.0%	1.2%	1.0%	0.9%
% of Patients satisfied with the dentistry they have received	2	2	N/A	90.2%	93.2%	92.5%
% of Patients satisfied with the time they had to wait for an appointment	1	2	N/A	87.9%	88.1%	87.0%

\* This is based on patients treated on this contract for their most recent course of treatment.  
 Figures in *italics* indicate the base number of FP17s or Patient Questionnaire responses are less than 100. N/A is shown where the base number of responses is less than 10 during the period. % is calculated as Quantity/Base number\*100



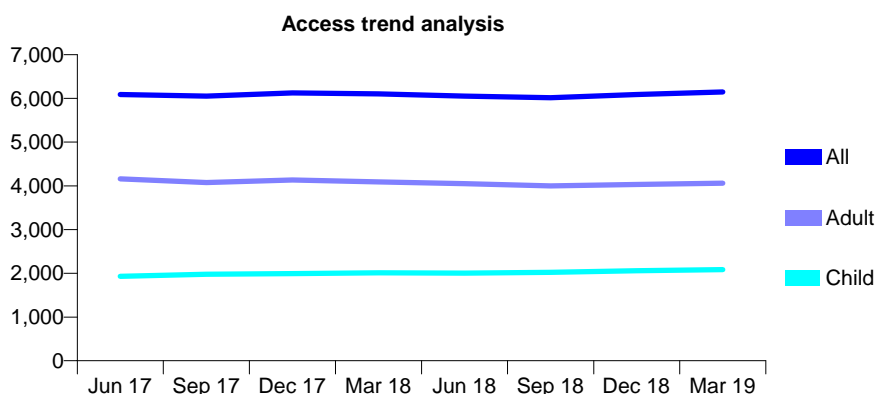
## Q48 - Vital Signs At a Glance Contract Report for 780502/0001 - Year end March 2019

Name or company name	MISS ML DUTHIE
Contract type name	GDS Contract
Purpose of contract	General
Contract start date	01/04/2006
Contract end date	

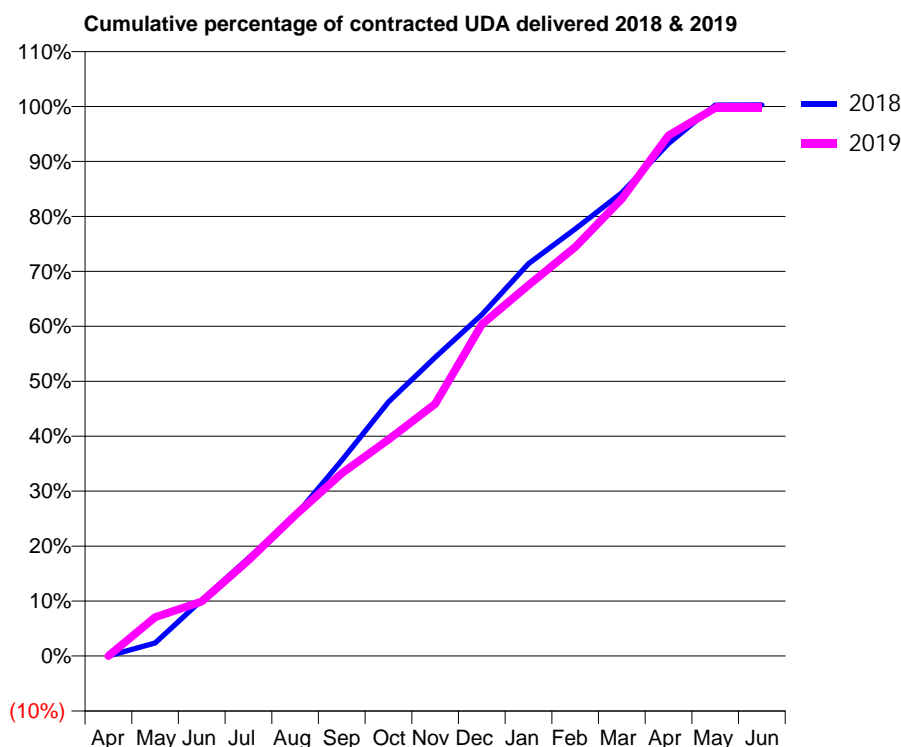
18/19 Contracted general activity (UDA)	18,780
Carry forward general activity (UDA)	0
18/19 Contracted orthodontic activity (UOA)	0
Carry forward orthodontic activity (UOA)	0
Baseline contract value	£492,682.99

### ACCESS\*

Patients seen in 24 months	Total	Change since previous quarter
Quarter ending March 2018	6,102	
Quarter ending June 2018	6,054	→
Quarter ending September 2018	6,016	→
Quarter ending December 2018	6,089	→
Quarter ending March 2019	6,146	→
<b>Variance since March 2018</b>	<b>0.7%</b>	<b>→</b>



### ACTIVITY



Adjusted Scheduled Activity (UDA)		
Month	2018	2019
April	4	0
May	446	1,329
June	1,911	1,861
July	3,345	3,273
August	4,788	4,811
September	6,687	6,239
October	8,686	7,401
November	10,213	8,616
December	11,666	11,328
January	13,410	12,677
February	14,594	13,975
March	15,831	15,621
April	17,516	17,788
May	18,830	18,730
June	18,834	18,729

### QUALITY

	Quantity	Base Number	Contract	AT	Region	England
% of FP17s for the same patient ID Re-attending within 3 months - Children	242	3,615	6.7%	11.3%	12.3%	11.8%
% of FP17s for the same patient ID Re-attending within 3 months - Adults	633	5,155	12.3%	16.7%	15.9%	15.7%
% of FP17s for the same patient ID Re-attending between 3 & 9 months - Children	2,576	3,615	71.3%	54.4%	60.2%	58.9%
% of FP17s for the same patient ID Re-attending between 3 & 9 months - Adults	2,357	5,155	45.7%	45.0%	53.0%	50.8%
% of FP17s for Band 1 Urgent Courses	506	8,961	5.6%	11.7%	9.1%	9.1%
% of FP17s Relating to Free Repair or Replacements	34	8,961	0.4%	0.9%	1.0%	0.8%
% of FP17s Relating to Continuations	37	8,961	0.4%	1.2%	1.0%	0.9%
% of Patients satisfied with the dentistry they have received	1	1	N/A	90.2%	93.2%	92.5%
% of Patients satisfied with the time they had to wait for an appointment	1	1	N/A	87.9%	88.1%	87.0%

\* This is based on patients treated on this contract for their most recent course of treatment.

Figures in italics indicate the base number of FP17s or Patient Questionnaire responses are less than 100. N/A is shown where the base number of responses is less than 10 during the period. % is calculated as Quantity/Base number\*100

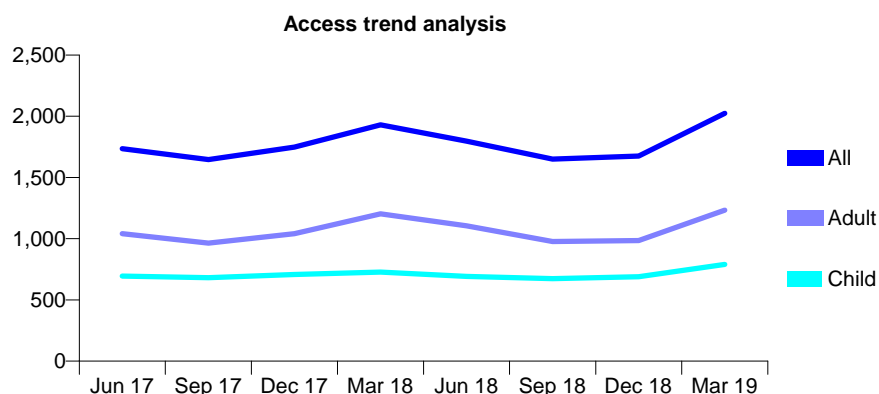
## Q48 - Vital Signs At a Glance Contract Report for 787914/0001 - Year end March 2019

Name or company name	MR P SMITH
Contract type name	PDS Contract
Purpose of contract	General
Contract start date	01/01/2011
Contract end date	31/12/2020

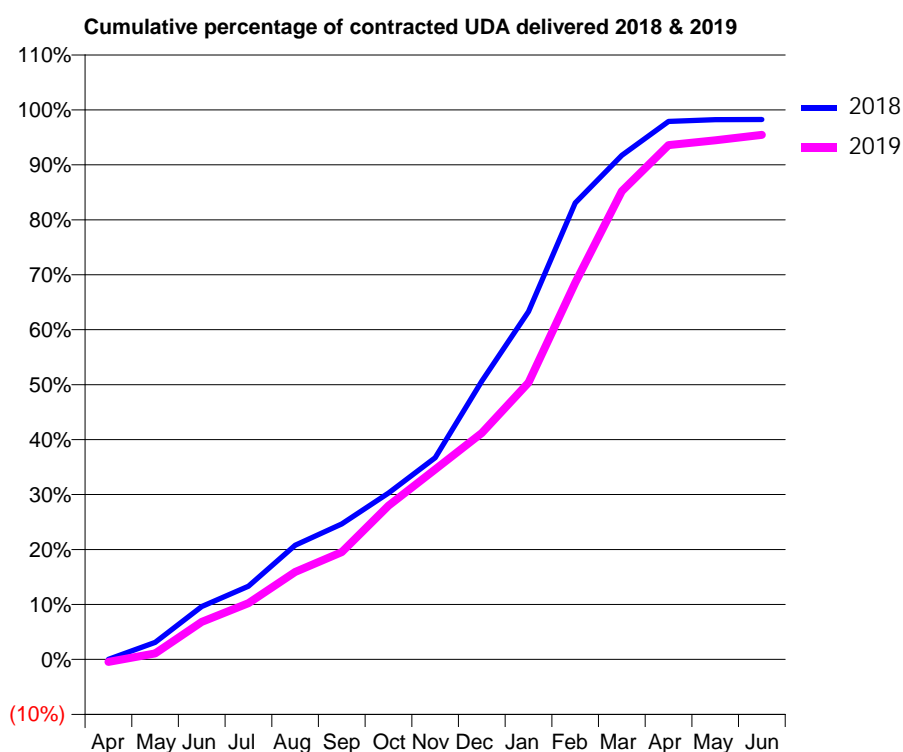
18/19 Contracted general activity (UDA)	3,200
Carry forward general activity (UDA)	56
18/19 Contracted orthodontic activity (UOA)	0
Carry forward orthodontic activity (UOA)	0
Baseline contract value	£110,368.33

### ACCESS\*

Patients seen in 24 months	Total	Change since previous quarter
Quarter ending March 2018	1,930	
Quarter ending June 2018	1,797	↓
Quarter ending September 2018	1,651	↓
Quarter ending December 2018	1,675	→
Quarter ending March 2019	2,024	↑
<b>Variance since March 2018</b>	<b>4.9%</b>	<b>↑</b>



### ACTIVITY



Adjusted Scheduled Activity (UDA)		
Month	2018	2019
April	0	-15
May	99	35
June	308	219
July	427	328
August	665	509
September	789	625
October	968	895
November	1,174	1,107
December	1,620	1,318
January	2,026	1,611
February	2,659	2,194
March	2,935	2,726
April	3,133	2,995
May	3,143	3,023
June	3,144	3,055

### QUALITY

	Quantity	Base Number	Contract	AT	Region	England
% of FP17s for the same patient ID Re-attending within 3 months - Children	168	1,348	12.5%	11.3%	12.3%	11.8%
% of FP17s for the same patient ID Re-attending within 3 months - Adults	148	1,394	10.6%	16.7%	15.9%	15.7%
% of FP17s for the same patient ID Re-attending between 3 & 9 months - Children	798	1,348	59.2%	54.4%	60.2%	58.9%
% of FP17s for the same patient ID Re-attending between 3 & 9 months - Adults	433	1,394	31.1%	45.0%	53.0%	50.8%
% of FP17s for Band 1 Urgent Courses	171	1,995	8.6%	11.7%	9.1%	9.1%
% of FP17s Relating to Free Repair or Replacements	0	1,995	0.0%	0.9%	1.0%	0.8%
% of FP17s Relating to Continuations	8	1,995	0.4%	1.2%	1.0%	0.9%
% of Patients satisfied with the dentistry they have received	1	1	N/A	90.2%	93.2%	92.5%
% of Patients satisfied with the time they had to wait for an appointment	1	1	N/A	87.9%	88.1%	87.0%

\* This is based on patients treated on this contract for their most recent course of treatment. Figures in italics indicate the base number of FP17s or Patient Questionnaire responses are less than 100. N/A is shown where the base number of responses is less than 10 during the period. % is calculated as Quantity/Base number\*100

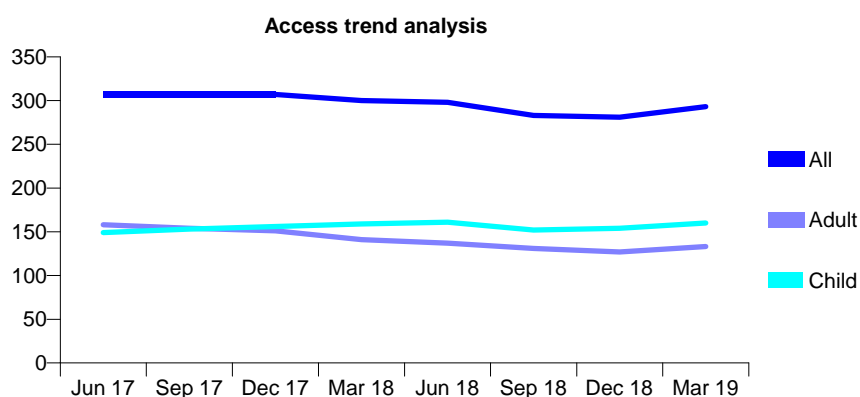
## Q48 - Vital Signs At a Glance Contract Report for 803499/0001 - Year end March 2019

Name or company name	MR SA CROSTON
Contract type name	GDS Contract
Purpose of contract	General
Contract start date	01/04/2006
Contract end date	

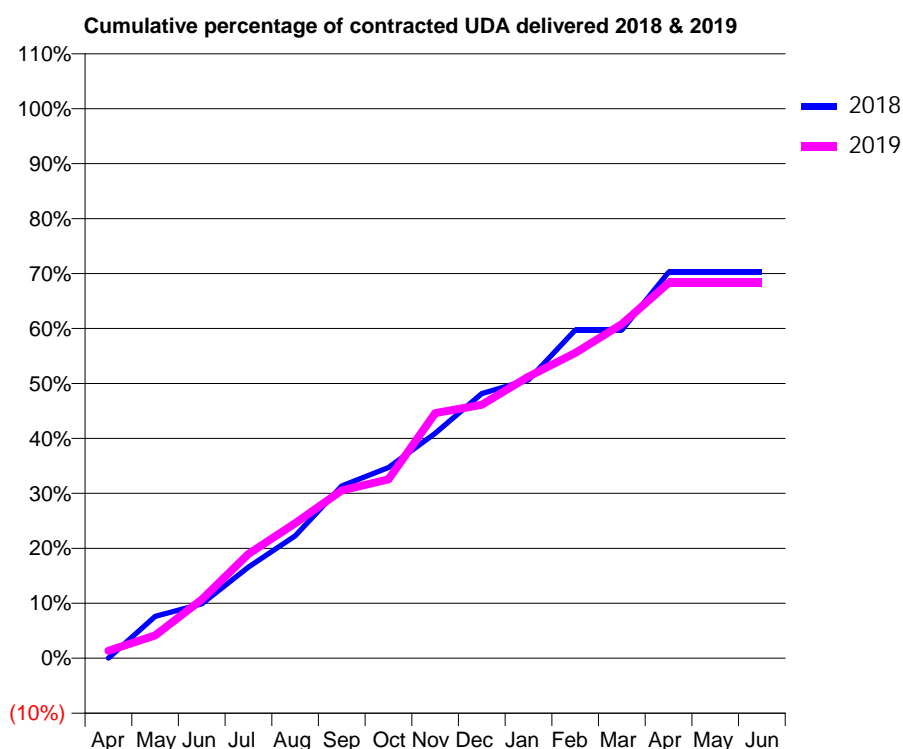
18/19 Contracted general activity (UDA)	1,200
Carry forward general activity (UDA)	0
18/19 Contracted orthodontic activity (UOA)	0
Carry forward orthodontic activity (UOA)	0
Baseline contract value	£31,481.34

### ACCESS\*

Patients seen in 24 months	Total	Change since previous quarter
Quarter ending March 2018	300	
Quarter ending June 2018	298	→
Quarter ending September 2018	283	↓
Quarter ending December 2018	281	→
Quarter ending March 2019	293	↑
<b>Variance since March 2018</b>	<b>(2.3%)</b>	<b>↓</b>



### ACTIVITY



Adjusted Scheduled Activity (UDA)		
Month	2018	2019
April	0	16
May	92	50
June	119	128
July	199	228
August	267	295
September	376	367
October	417	391
November	491	535
December	578	553
January	608	615
February	717	667
March	717	730
April	843	819
May	843	819
June	843	819

### QUALITY

	Quantity	Base Number	Contract	AT	Region	England
% of FP17s for the same patient ID Re-attending within 3 months - Children	11	282	3.9%	11.3%	12.3%	11.8%
% of FP17s for the same patient ID Re-attending within 3 months - Adults	31	190	16.3%	16.7%	15.9%	15.7%
% of FP17s for the same patient ID Re-attending between 3 & 9 months - Children	199	282	70.6%	54.4%	60.2%	58.9%
% of FP17s for the same patient ID Re-attending between 3 & 9 months - Adults	113	190	59.5%	45.0%	53.0%	50.8%
% of FP17s for Band 1 Urgent Courses	31	468	6.6%	11.7%	9.1%	9.1%
% of FP17s Relating to Free Repair or Replacements	1	468	0.2%	0.9%	1.0%	0.8%
% of FP17s Relating to Continuations	2	468	0.4%	1.2%	1.0%	0.9%
% of Patients satisfied with the dentistry they have received	0	0	N/A	90.2%	93.2%	92.5%
% of Patients satisfied with the time they had to wait for an appointment	0	0	N/A	87.9%	88.1%	87.0%

\* This is based on patients treated on this contract for their most recent course of treatment. Figures in italics indicate the base number of FP17s or Patient Questionnaire responses are less than 100. N/A is shown where the base number of responses is less than 10 during the period. % is calculated as Quantity/Base number\*100

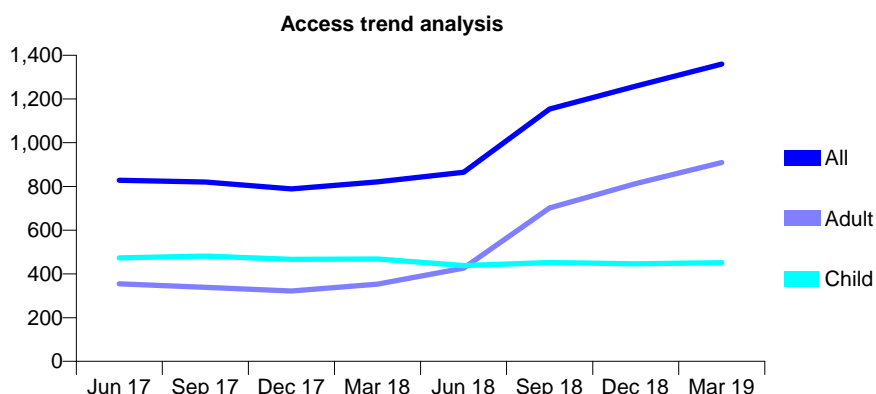
## Q48 - Vital Signs At a Glance Contract Report for 809101/0001 - Year end March 2019

Name or company name	MR PA KNIGHT
Contract type name	GDS Contract
Purpose of contract	General
Contract start date	01/04/2006
Contract end date	

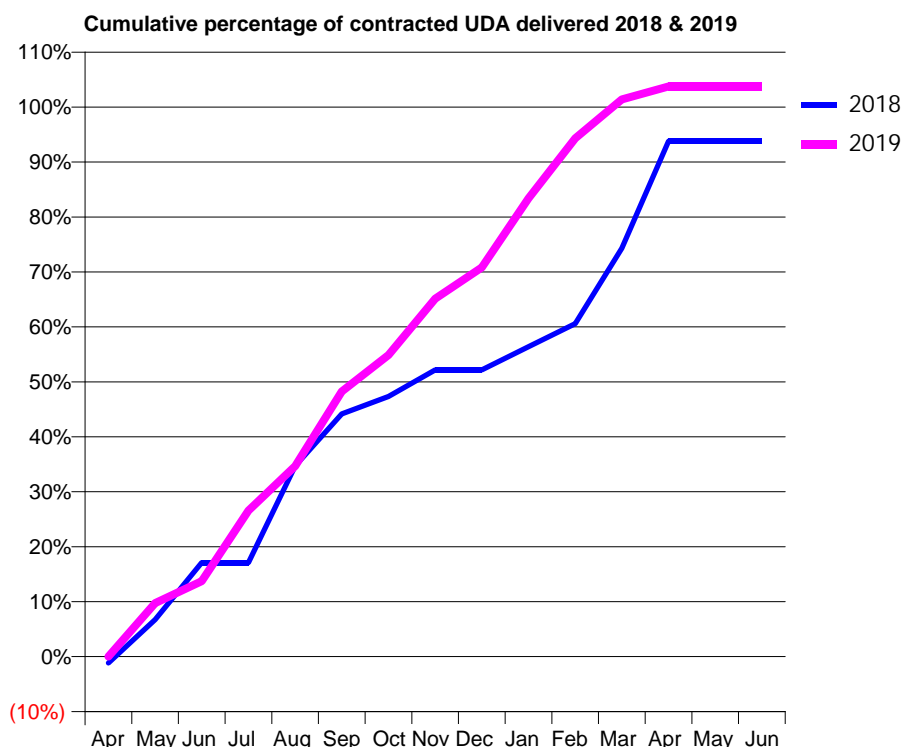
18/19 Contracted general activity (UDA)	3,222
Carry forward general activity (UDA)	0
18/19 Contracted orthodontic activity (UOA)	0
Carry forward orthodontic activity (UOA)	0
Baseline contract value	£97,911.61

### ACCESS\*

Patients seen in 24 months	Total	Change since previous quarter
Quarter ending March 2018	821	
Quarter ending June 2018	865	↑
Quarter ending September 2018	1,154	↑
Quarter ending December 2018	1,259	↑
Quarter ending March 2019	1,360	↑
<b>Variance since March 2018</b>	<b>65.7%</b>	<b>↑</b>



### ACTIVITY



Adjusted Scheduled Activity (UDA)		
Month	2018	2019
April	-26	0
May	150	314
June	381	442
July	381	857
August	771	1,117
September	982	1,554
October	1,052	1,768
November	1,159	2,099
December	1,159	2,282
January	1,253	2,687
February	1,346	3,039
March	1,651	3,267
April	2,084	3,343
May	2,084	3,343
June	2,084	3,343

### QUALITY

	Quantity	Base Number	Contract	AT	Region	England
% of FP17s for the same patient ID Re-attending within 3 months - Children	37	537	6.9%	11.3%	12.3%	11.8%
% of FP17s for the same patient ID Re-attending within 3 months - Adults	116	1,231	9.4%	16.7%	15.9%	15.7%
% of FP17s for the same patient ID Re-attending between 3 & 9 months - Children	199	537	37.1%	54.4%	60.2%	58.9%
% of FP17s for the same patient ID Re-attending between 3 & 9 months - Adults	270	1,231	21.9%	45.0%	53.0%	50.8%
% of FP17s for Band 1 Urgent Courses	84	1,671	5.0%	11.7%	9.1%	9.1%
% of FP17s Relating to Free Repair or Replacements	0	1,671	0.0%	0.9%	1.0%	0.8%
% of FP17s Relating to Continuations	48	1,671	2.9%	1.2%	1.0%	0.9%
% of Patients satisfied with the dentistry they have received	4	4	N/A	90.2%	93.2%	92.5%
% of Patients satisfied with the time they had to wait for an appointment	4	4	N/A	87.9%	88.1%	87.0%

\* This is based on patients treated on this contract for their most recent course of treatment.  
 Figures in *italics* indicate the base number of FP17s or Patient Questionnaire responses are less than 100. N/A is shown where the base number of responses is less than 10 during the period. % is calculated as Quantity/Base number\*100

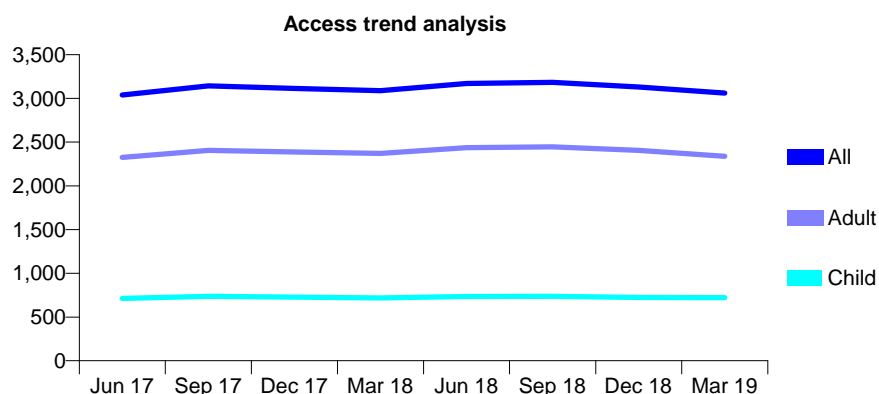
## Q48 - Vital Signs At a Glance Contract Report for 841986/0001 - Year end March 2019

Name or company name	MR AP AYRES
Contract type name	PDS Contract
Purpose of contract	General
Contract start date	01/04/2006
Contract end date	31/03/2020

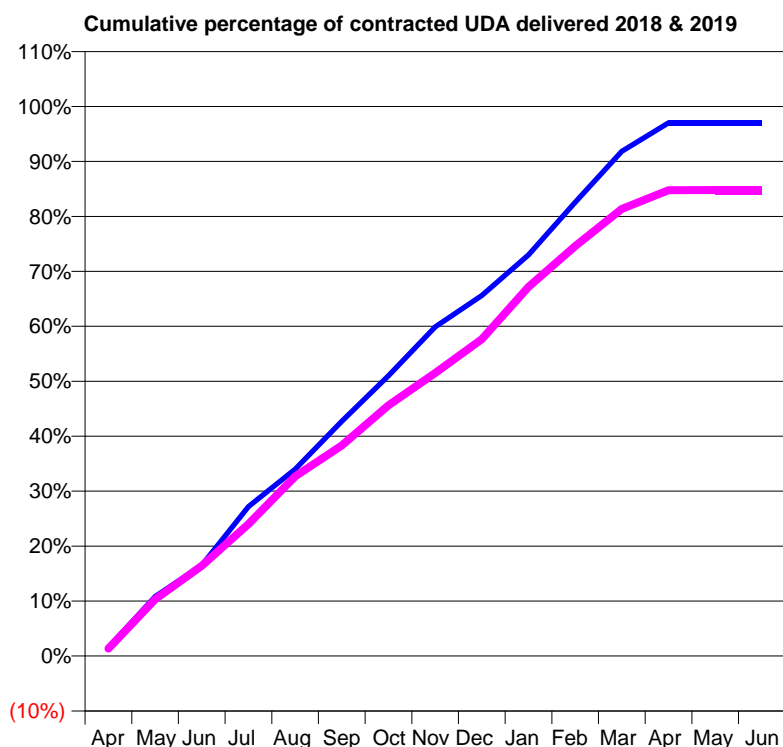
18/19 Contracted general activity (UDA)	9,500
Carry forward general activity (UDA)	283
18/19 Contracted orthodontic activity (UOA)	0
Carry forward orthodontic activity (UOA)	0
Baseline contract value	£280,726.63

### ACCESS\*

Patients seen in 24 months	Total	Change since previous quarter
Quarter ending March 2018	3,088	
Quarter ending June 2018	3,170	↑
Quarter ending September 2018	3,183	→
Quarter ending December 2018	3,130	↓
Quarter ending March 2019	3,060	↓
<b>Variance since March 2018</b>	<b>(0.9%)</b>	<b>→</b>



### ACTIVITY



Adjusted Scheduled Activity (UDA)		
Month	2018	2019
April	149	129
May	1,027	981
June	1,566	1,561
July	2,584	2,282
August	3,232	3,107
September	4,058	3,639
October	4,845	4,334
November	5,689	4,893
December	6,233	5,477
January	6,937	6,380
February	7,843	7,087
March	8,724	7,728
April	9,216	8,051
May	9,217	8,053
June	9,217	8,053

### QUALITY

	Quantity	Base Number	Contract	AT	Region	England
% of FP17s for the same patient ID Re-attending within 3 months - Children	69	1,091	6.3%	11.3%	12.3%	11.8%
% of FP17s for the same patient ID Re-attending within 3 months - Adults	474	3,510	13.5%	16.7%	15.9%	15.7%
% of FP17s for the same patient ID Re-attending between 3 & 9 months - Children	730	1,091	66.9%	54.4%	60.2%	58.9%
% of FP17s for the same patient ID Re-attending between 3 & 9 months - Adults	2,233	3,510	63.6%	45.0%	53.0%	50.8%
% of FP17s for Band 1 Urgent Courses	403	4,507	8.9%	11.7%	9.1%	9.1%
% of FP17s Relating to Free Repair or Replacements	53	4,507	1.2%	0.9%	1.0%	0.8%
% of FP17s Relating to Continuations	62	4,507	1.4%	1.2%	1.0%	0.9%
% of Patients satisfied with the dentistry they have received	4	4	N/A	90.2%	93.2%	92.5%
% of Patients satisfied with the time they had to wait for an appointment	4	4	N/A	87.9%	88.1%	87.0%

\* This is based on patients treated on this contract for their most recent course of treatment.

Figures in italics indicate the base number of FP17s or Patient Questionnaire responses are less than 100. N/A is shown where the base number of responses is less than 10 during the period. % is calculated as Quantity/Base number\*100

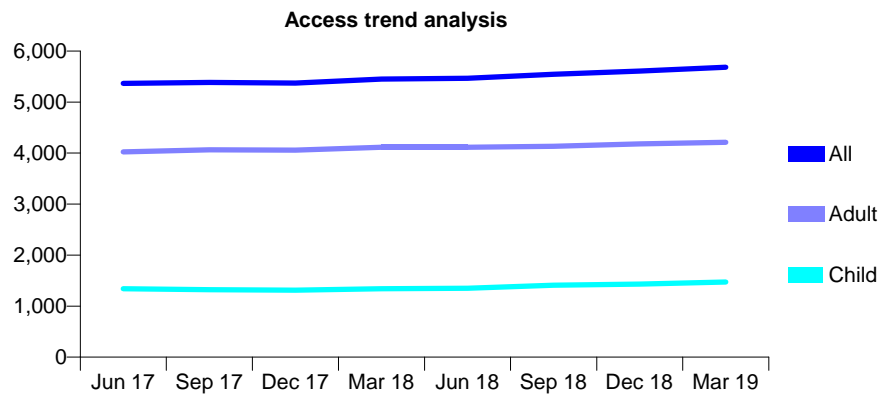
## Q48 - Vital Signs At a Glance Contract Report for 851302/0001 - Year end March 2019

Name or company name	MR RK NAGPAUL
Contract type name	GDS Contract
Purpose of contract	General
Contract start date	01/04/2006
Contract end date	

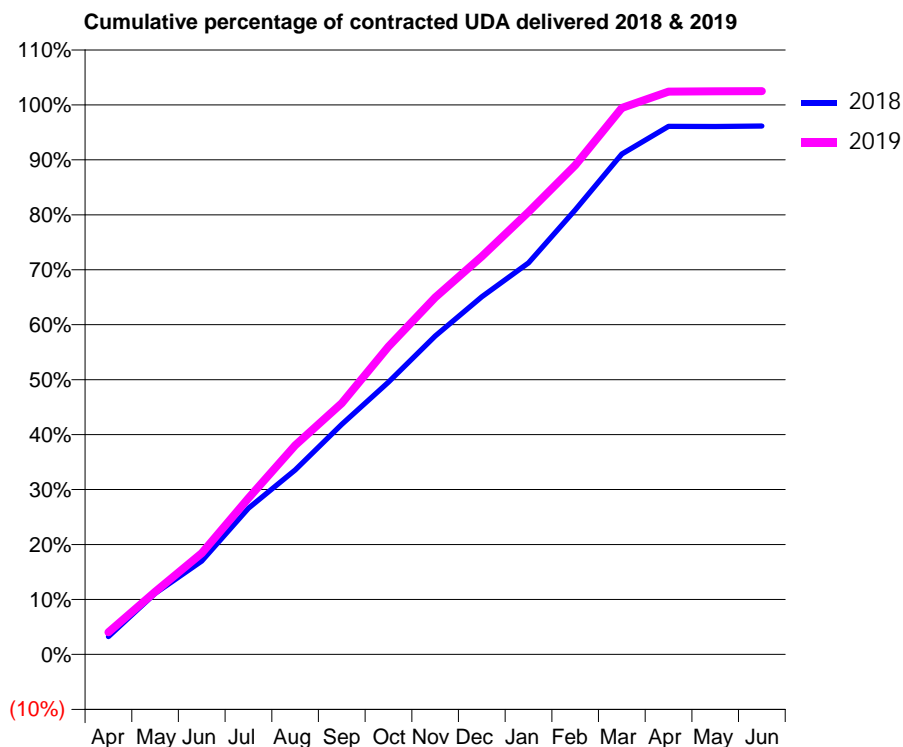
18/19 Contracted general activity (UDA)	21,820
Carry forward general activity (UDA)	0
18/19 Contracted orthodontic activity (UOA)	0
Carry forward orthodontic activity (UOA)	0
Baseline contract value	£546,561.95

### ACCESS\*

Patients seen in 24 months	Total	Change since previous quarter
Quarter ending March 2018	5,453	
Quarter ending June 2018	5,465	→
Quarter ending September 2018	5,544	→
Quarter ending December 2018	5,610	→
Quarter ending March 2019	5,683	→
<b>Variance since March 2018</b>	<b>4.2%</b>	<b>↑</b>



### ACTIVITY



Adjusted Scheduled Activity (UDA)		
Month	2018	2019
April	712	879
May	2,423	2,489
June	3,711	4,020
July	5,807	6,208
August	7,328	8,301
September	9,138	9,973
October	10,809	12,226
November	12,642	14,172
December	14,199	15,795
January	15,544	17,565
February	17,648	19,418
March	19,871	21,698
April	20,964	22,350
May	20,963	22,361
June	20,979	22,362

### QUALITY

	Quantity	Base Number	Contract	AT	Region	England
% of FP17s for the same patient ID Re-attending within 3 months - Children	389	2,784	14.0%	11.3%	12.3%	11.8%
% of FP17s for the same patient ID Re-attending within 3 months - Adults	1,355	6,735	20.1%	16.7%	15.9%	15.7%
% of FP17s for the same patient ID Re-attending between 3 & 9 months - Children	1,689	2,784	60.7%	54.4%	60.2%	58.9%
% of FP17s for the same patient ID Re-attending between 3 & 9 months - Adults	3,780	6,735	56.1%	45.0%	53.0%	50.8%
% of FP17s for Band 1 Urgent Courses	1,185	9,436	12.6%	11.7%	9.1%	9.1%
% of FP17s Relating to Free Repair or Replacements	183	9,436	1.9%	0.9%	1.0%	0.8%
% of FP17s Relating to Continuations	23	9,436	0.2%	1.2%	1.0%	0.9%
% of Patients satisfied with the dentistry they have received	1	2	N/A	90.2%	93.2%	92.5%
% of Patients satisfied with the time they had to wait for an appointment	1	2	N/A	87.9%	88.1%	87.0%

\* This is based on patients treated on this contract for their most recent course of treatment. Figures in italics indicate the base number of FP17s or Patient Questionnaire responses are less than 100. N/A is shown where the base number of responses is less than 10 during the period. % is calculated as Quantity/Base number\*100

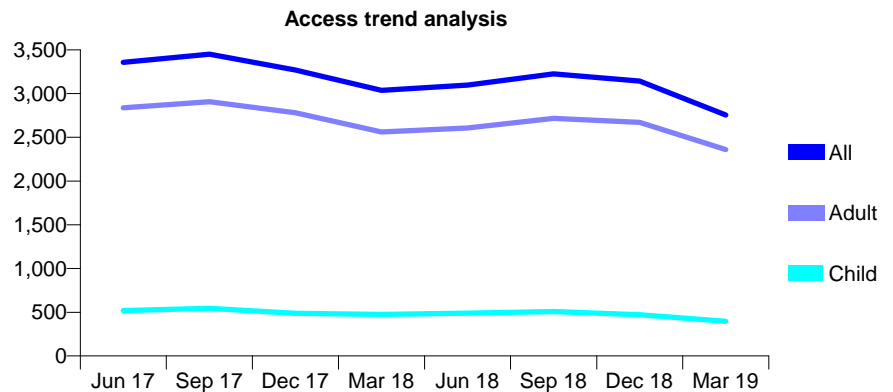
## Q48 - Vital Signs At a Glance Contract Report for 895067/0003 - Year end March 2019

Name or company name	FairField Dental Surgery
Contract type name	GDS Contract
Purpose of contract	General and Orthodontic
Contract start date	01/04/2010
Contract end date	

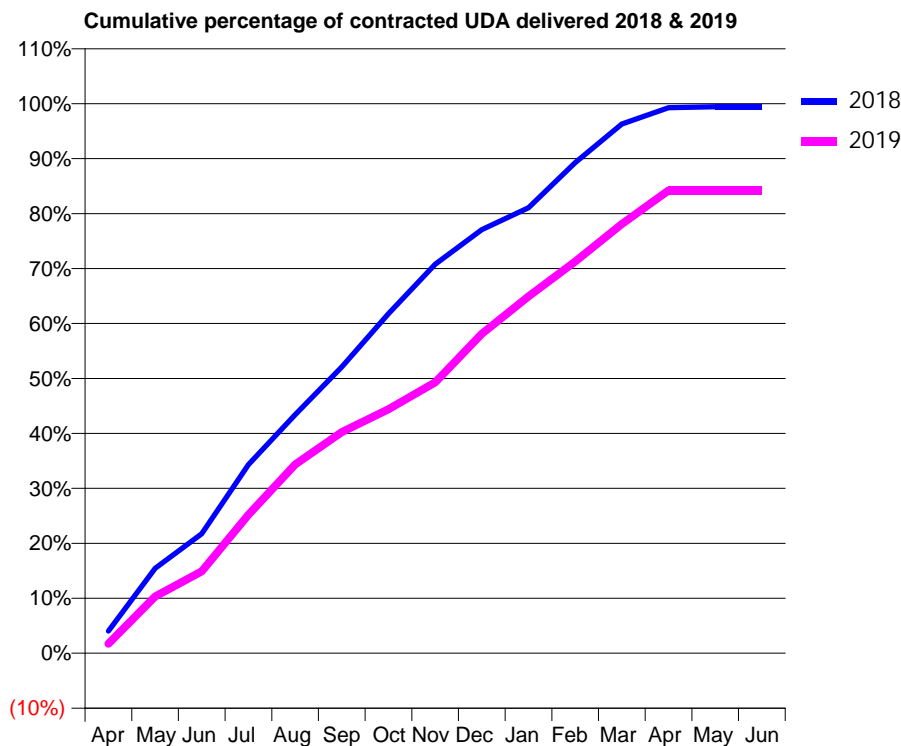
18/19 Contracted general activity (UDA)	9,977
Carry forward general activity (UDA)	55
18/19 Contracted orthodontic activity (UOA)	0
Carry forward orthodontic activity (UOA)	0
Baseline contract value	£309,087.21

### ACCESS\*

Patients seen in 24 months	Total	Change since previous quarter
Quarter ending March 2018	3,037	
Quarter ending June 2018	3,096	→
Quarter ending September 2018	3,224	↑
Quarter ending December 2018	3,143	↓
Quarter ending March 2019	2,755	↓
<b>Variance since March 2018</b>	<b>(9.3%)</b>	<b>↓</b>



### ACTIVITY



Adjusted Scheduled Activity (UDA)		
Month	2018	2019
April	404	173
May	1,542	1,031
June	2,169	1,486
July	3,425	2,514
August	4,331	3,428
September	5,198	4,013
October	6,162	4,429
November	7,060	4,918
December	7,690	5,797
January	8,087	6,477
February	8,905	7,111
March	9,608	7,793
April	9,902	8,400
May	9,922	8,403
June	9,922	8,403

### QUALITY

	Quantity	Base Number	Contract	AT	Region	England
% of FP17s for the same patient ID Re-attending within 3 months - Children	57	715	8.0%	11.3%	12.3%	11.8%
% of FP17s for the same patient ID Re-attending within 3 months - Adults	660	3,745	17.6%	16.7%	15.9%	15.7%
% of FP17s for the same patient ID Re-attending between 3 & 9 months - Children	398	715	55.7%	54.4%	60.2%	58.9%
% of FP17s for the same patient ID Re-attending between 3 & 9 months - Adults	1,693	3,745	45.2%	45.0%	53.0%	50.8%
% of FP17s for Band 1 Urgent Courses	668	4,533	14.7%	11.7%	9.1%	9.1%
% of FP17s Relating to Free Repair or Replacements	69	4,533	1.5%	0.9%	1.0%	0.8%
% of FP17s Relating to Continuations	62	4,533	1.4%	1.2%	1.0%	0.9%
% of Patients satisfied with the dentistry they have received	3	3	N/A	90.2%	93.2%	92.5%
% of Patients satisfied with the time they had to wait for an appointment	3	3	N/A	87.9%	88.1%	87.0%

\* This is based on patients treated on this contract for their most recent course of treatment. Figures in italics indicate the base number of FP17s or Patient Questionnaire responses are less than 100. N/A is shown where the base number of responses is less than 10 during the period. % is calculated as Quantity/Base number\*100



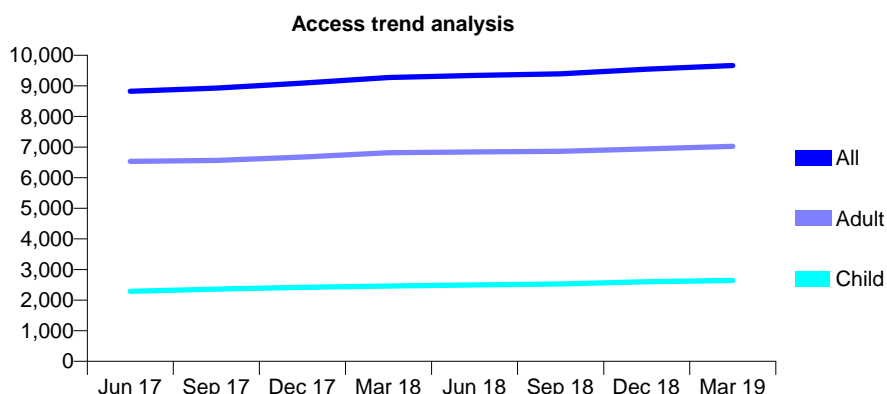
## Q48 - Vital Signs At a Glance Contract Report for 905925/0002 - Year end March 2019

Name or company name	Broadway Dental Partnership
Contract type name	GDS Contract
Purpose of contract	General
Contract start date	01/04/2006
Contract end date	

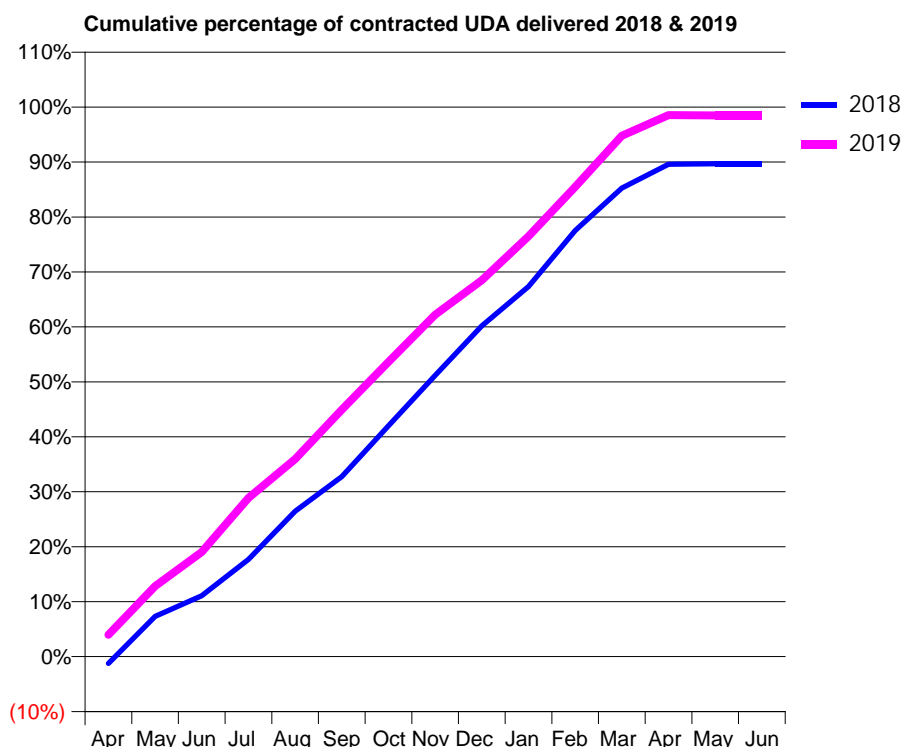
18/19 Contracted general activity (UDA)	30,000
Carry forward general activity (UDA)	0
18/19 Contracted orthodontic activity (UOA)	0
Carry forward orthodontic activity (UOA)	0
Baseline contract value	£787,033.52

### ACCESS\*

Patients seen in 24 months	Total	Change since previous quarter
Quarter ending March 2018	9,275	
Quarter ending June 2018	9,340	→
Quarter ending September 2018	9,394	→
Quarter ending December 2018	9,544	→
Quarter ending March 2019	9,668	→
<b>Variance since March 2018</b>	<b>4.2%</b>	<b>↑</b>



### ACTIVITY



Adjusted Scheduled Activity (UDA)		
Month	2018	2019
April	-374	1,199
May	2,194	3,845
June	3,320	5,711
July	5,314	8,668
August	7,936	10,789
September	9,828	13,477
October	12,605	16,083
November	15,361	18,666
December	18,049	20,537
January	20,205	22,949
February	23,264	25,645
March	25,579	28,431
April	26,872	29,559
May	26,901	29,547
June	26,905	29,549

### QUALITY

	Quantity	Base Number	Contract	AT	Region	England
% of FP17s for the same patient ID Re-attending within 3 months - Children	305	3,552	8.6%	11.3%	12.3%	11.8%
% of FP17s for the same patient ID Re-attending within 3 months - Adults	1,616	8,815	18.3%	16.7%	15.9%	15.7%
% of FP17s for the same patient ID Re-attending between 3 & 9 months - Children	1,682	3,552	47.4%	54.4%	60.2%	58.9%
% of FP17s for the same patient ID Re-attending between 3 & 9 months - Adults	3,339	8,815	37.9%	45.0%	53.0%	50.8%
% of FP17s for Band 1 Urgent Courses	1,701	12,356	13.8%	11.7%	9.1%	9.1%
% of FP17s Relating to Free Repair or Replacements	149	12,356	1.2%	0.9%	1.0%	0.8%
% of FP17s Relating to Continuations	81	12,356	0.7%	1.2%	1.0%	0.9%
% of Patients satisfied with the dentistry they have received	5	6	N/A	90.2%	93.2%	92.5%
% of Patients satisfied with the time they had to wait for an appointment	6	6	N/A	87.9%	88.1%	87.0%

\* This is based on patients treated on this contract for their most recent course of treatment.  
 Figures in *italics* indicate the base number of FP17s or Patient Questionnaire responses are less than 100. N/A is shown where the base number of responses is less than 10 during the period. % is calculated as Quantity/Base number\*100

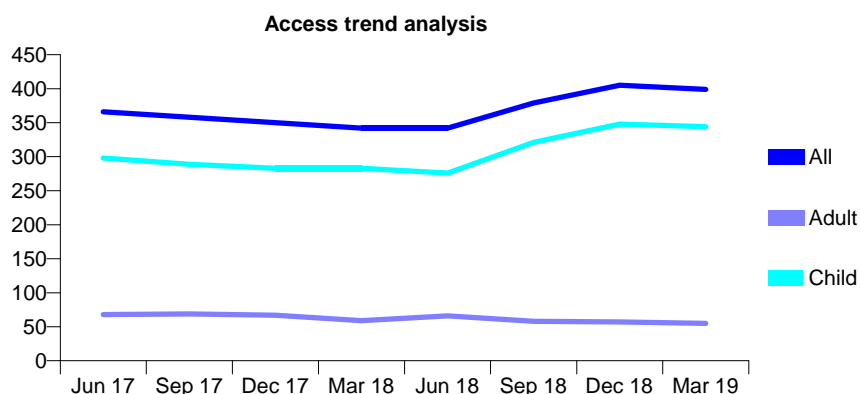
## Q48 - Vital Signs At a Glance Contract Report for 906840/0001 - Year end March 2019

Name or company name	HM Lloyd and David Baker
Contract type name	GDS Contract
Purpose of contract	General
Contract start date	01/04/2006
Contract end date	

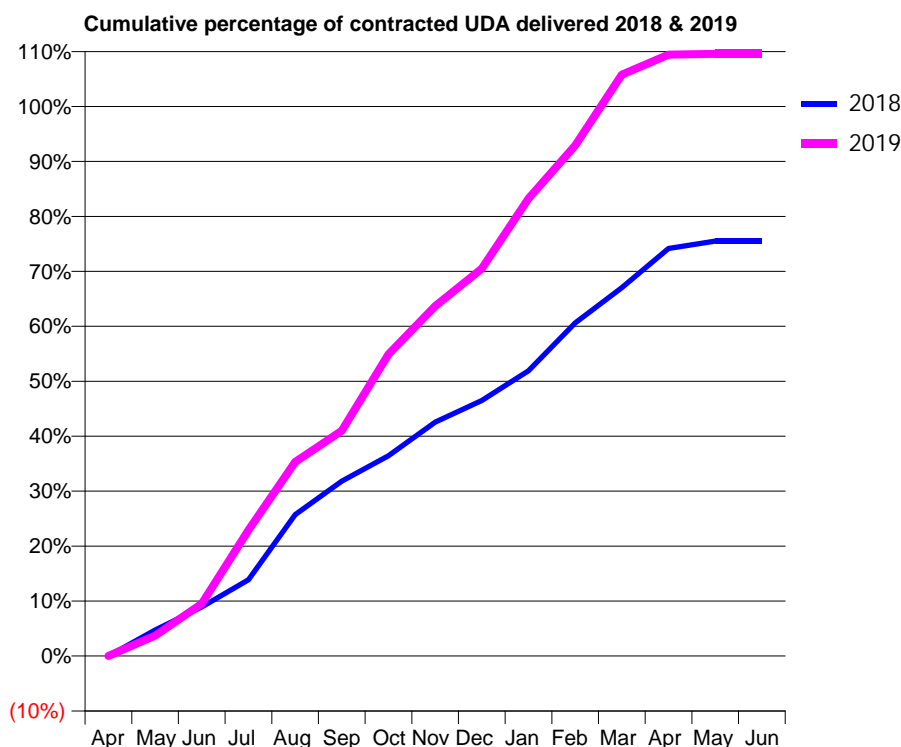
18/19 Contracted general activity (UDA)	886
Carry forward general activity (UDA)	0
18/19 Contracted orthodontic activity (UOA)	0
Carry forward orthodontic activity (UOA)	0
Baseline contract value	£33,879.12

### ACCESS\*

Patients seen in 24 months	Total	Change since previous quarter
Quarter ending March 2018	342	
Quarter ending June 2018	342	→
Quarter ending September 2018	379	↑
Quarter ending December 2018	405	↑
Quarter ending March 2019	399	↓
<b>Variance since March 2018</b>	<b>16.7%</b>	<b>↑</b>



### ACTIVITY



Adjusted Scheduled Activity (UDA)		
Month	2018	2019
April	0	0
May	42	33
June	79	84
July	123	203
August	228	313
September	282	363
October	323	486
November	377	564
December	412	624
January	460	738
February	537	823
March	594	937
April	657	970
May	669	971
June	669	971

### QUALITY

	Quantity	Base Number	Contract	AT	Region	England
% of FP17s for the same patient ID Re-attending within 3 months - Children	113	709	15.9%	11.3%	12.3%	11.8%
% of FP17s for the same patient ID Re-attending within 3 months - Adults	2	24	8.3%	16.7%	15.9%	15.7%
% of FP17s for the same patient ID Re-attending between 3 & 9 months - Children	408	709	57.5%	54.4%	60.2%	58.9%
% of FP17s for the same patient ID Re-attending between 3 & 9 months - Adults	13	24	54.2%	45.0%	53.0%	50.8%
% of FP17s for Band 1 Urgent Courses	50	720	6.9%	11.7%	9.1%	9.1%
% of FP17s Relating to Free Repair or Replacements	0	720	0.0%	0.9%	1.0%	0.8%
% of FP17s Relating to Continuations	2	720	0.3%	1.2%	1.0%	0.9%
% of Patients satisfied with the dentistry they have received	1	1	N/A	90.2%	93.2%	92.5%
% of Patients satisfied with the time they had to wait for an appointment	1	1	N/A	87.9%	88.1%	87.0%

\* This is based on patients treated on this contract for their most recent course of treatment.

Figures in italics indicate the base number of FP17s or Patient Questionnaire responses are less than 100. N/A is shown where the base number of responses is less than 10 during the period. % is calculated as Quantity/Base number\*100

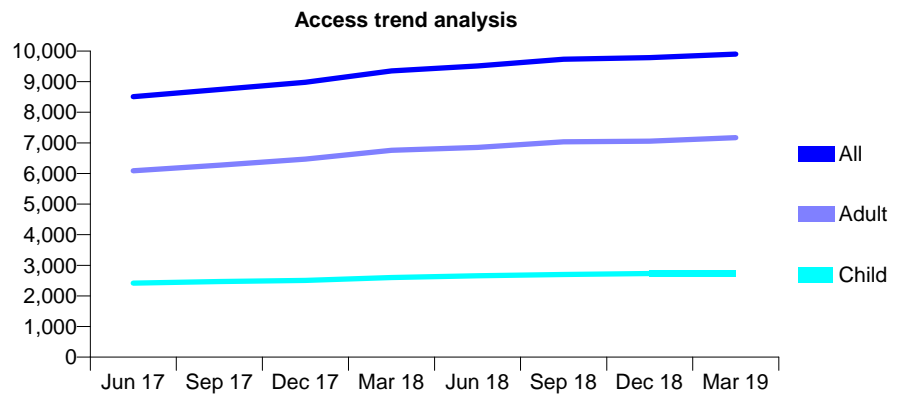
## Q48 - Vital Signs At a Glance Contract Report for 907995/0001 - Year end March 2019

Name or company name	Atlantic Dental Practice
Contract type name	GDS Contract
Purpose of contract	General
Contract start date	01/04/2006
Contract end date	

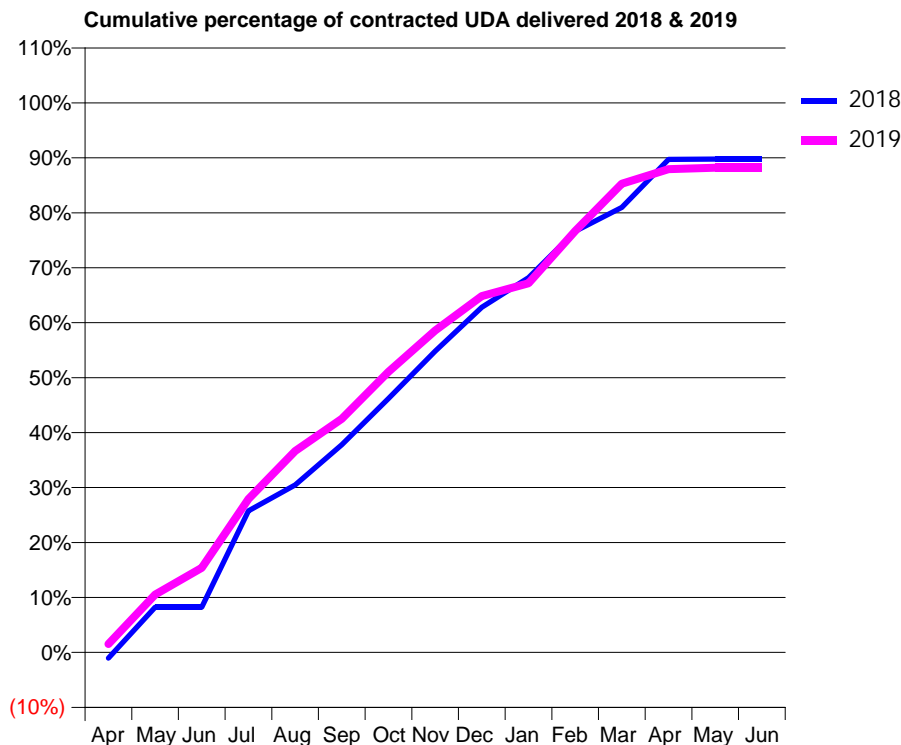
18/19 Contracted general activity (UDA)	33,210
Carry forward general activity (UDA)	0
18/19 Contracted orthodontic activity (UOA)	0
Carry forward orthodontic activity (UOA)	0
Baseline contract value	£876,653.94

### ACCESS\*

Patients seen in 24 months	Total	Change since previous quarter
Quarter ending March 2018	9,353	
Quarter ending June 2018	9,515	→
Quarter ending September 2018	9,731	↑
Quarter ending December 2018	9,783	→
Quarter ending March 2019	9,900	→
<b>Variance since March 2018</b>	<b>5.8%</b>	<b>↑</b>



### ACTIVITY



Adjusted Scheduled Activity (UDA)		
Month	2018	2019
April	-354	515
May	2,738	3,496
June	2,738	5,112
July	8,558	9,272
August	10,128	12,176
September	12,555	14,118
October	15,352	16,963
November	18,210	19,447
December	20,861	21,534
January	22,638	22,300
February	25,447	25,471
March	26,889	28,326
April	29,788	29,200
May	29,811	29,291
June	29,811	29,292

### QUALITY

	Quantity	Base Number	Contract	AT	Region	England
% of FP17s for the same patient ID Re-attending within 3 months - Children	385	3,690	10.4%	11.3%	12.3%	11.8%
% of FP17s for the same patient ID Re-attending within 3 months - Adults	1,812	8,983	20.2%	16.7%	15.9%	15.7%
% of FP17s for the same patient ID Re-attending between 3 & 9 months - Children	1,618	3,690	43.8%	54.4%	60.2%	58.9%
% of FP17s for the same patient ID Re-attending between 3 & 9 months - Adults	3,144	8,983	35.0%	45.0%	53.0%	50.8%
% of FP17s for Band 1 Urgent Courses	2,343	12,062	19.4%	11.7%	9.1%	9.1%
% of FP17s Relating to Free Repair or Replacements	139	12,062	1.2%	0.9%	1.0%	0.8%
% of FP17s Relating to Continuations	149	12,062	1.2%	1.2%	1.0%	0.9%
% of Patients satisfied with the dentistry they have received	3	3	N/A	90.2%	93.2%	92.5%
% of Patients satisfied with the time they had to wait for an appointment	3	3	N/A	87.9%	88.1%	87.0%

\* This is based on patients treated on this contract for their most recent course of treatment.

Figures in italics indicate the base number of FP17s or Patient Questionnaire responses are less than 100. N/A is shown where the base number of responses is less than 10 during the period. % is calculated as Quantity/Base number\*100

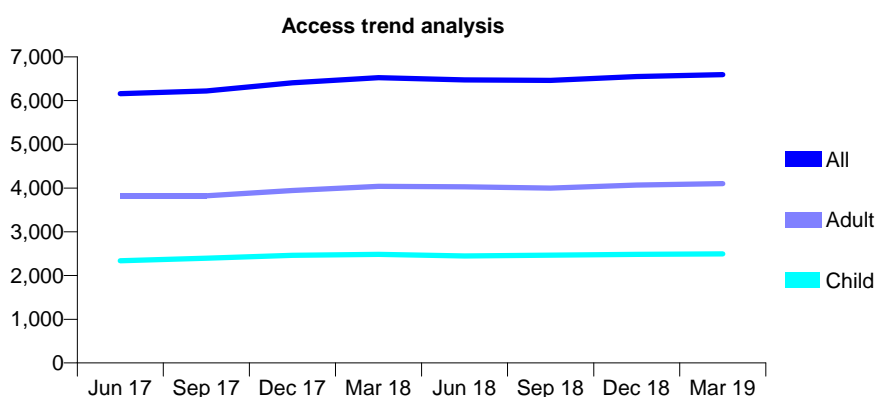
## Q48 - Vital Signs At a Glance Contract Report for 907995/0002 - Year end March 2019

Name or company name	MR RJ HOLLINS
Contract type name	GDS Contract
Purpose of contract	General
Contract start date	02/01/2009
Contract end date	

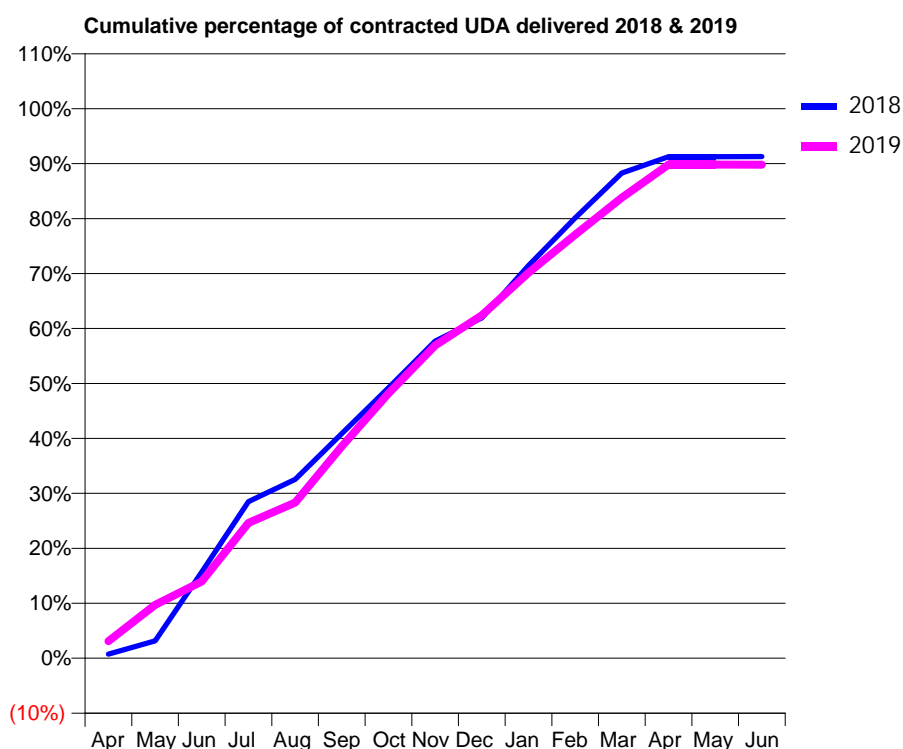
18/19 Contracted general activity (UDA)	20,210
Carry forward general activity (UDA)	0
18/19 Contracted orthodontic activity (UOA)	0
Carry forward orthodontic activity (UOA)	0
Baseline contract value	£530,202.50

### ACCESS\*

Patients seen in 24 months	Total	Change since previous quarter
Quarter ending March 2018	6,524	
Quarter ending June 2018	6,475	→
Quarter ending September 2018	6,463	→
Quarter ending December 2018	6,551	→
Quarter ending March 2019	6,593	→
<b>Variance since March 2018</b>	<b>1.1%</b>	<b>→</b>



### ACTIVITY



Adjusted Scheduled Activity (UDA)		
Month	2018	2019
April	150	633
May	639	1,963
June	3,168	2,822
July	5,761	4,978
August	6,580	5,724
September	8,263	7,792
October	9,944	9,735
November	11,658	11,505
December	12,511	12,611
January	14,443	14,177
February	16,192	15,581
March	17,841	16,937
April	18,444	18,154
May	18,441	18,154
June	18,445	18,151

### QUALITY

	Quantity	Base Number	Contract	AT	Region	England
% of FP17s for the same patient ID Re-attending within 3 months - Children	236	2,902	8.1%	11.3%	12.3%	11.8%
% of FP17s for the same patient ID Re-attending within 3 months - Adults	709	4,738	15.0%	16.7%	15.9%	15.7%
% of FP17s for the same patient ID Re-attending between 3 & 9 months - Children	1,346	2,902	46.4%	54.4%	60.2%	58.9%
% of FP17s for the same patient ID Re-attending between 3 & 9 months - Adults	2,119	4,738	44.7%	45.0%	53.0%	50.8%
% of FP17s for Band 1 Urgent Courses	989	7,814	12.7%	11.7%	9.1%	9.1%
% of FP17s Relating to Free Repair or Replacements	29	7,814	0.4%	0.9%	1.0%	0.8%
% of FP17s Relating to Continuations	41	7,814	0.5%	1.2%	1.0%	0.9%
% of Patients satisfied with the dentistry they have received	0	0	N/A	90.2%	93.2%	92.5%
% of Patients satisfied with the time they had to wait for an appointment	0	0	N/A	87.9%	88.1%	87.0%

\* This is based on patients treated on this contract for their most recent course of treatment.

Figures in italics indicate the base number of FP17s or Patient Questionnaire responses are less than 100. N/A is shown where the base number of responses is less than 10 during the period. % is calculated as Quantity/Base number\*100

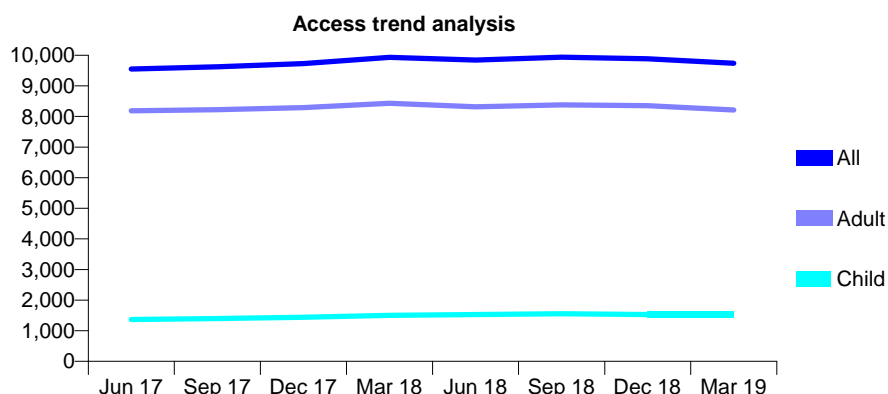
## Q48 - Vital Signs At a Glance Contract Report for 907995/0003 - Year end March 2019

Name or company name	MR RJ HOLLINS
Contract type name	GDS Contract
Purpose of contract	General
Contract start date	10/08/2009
Contract end date	

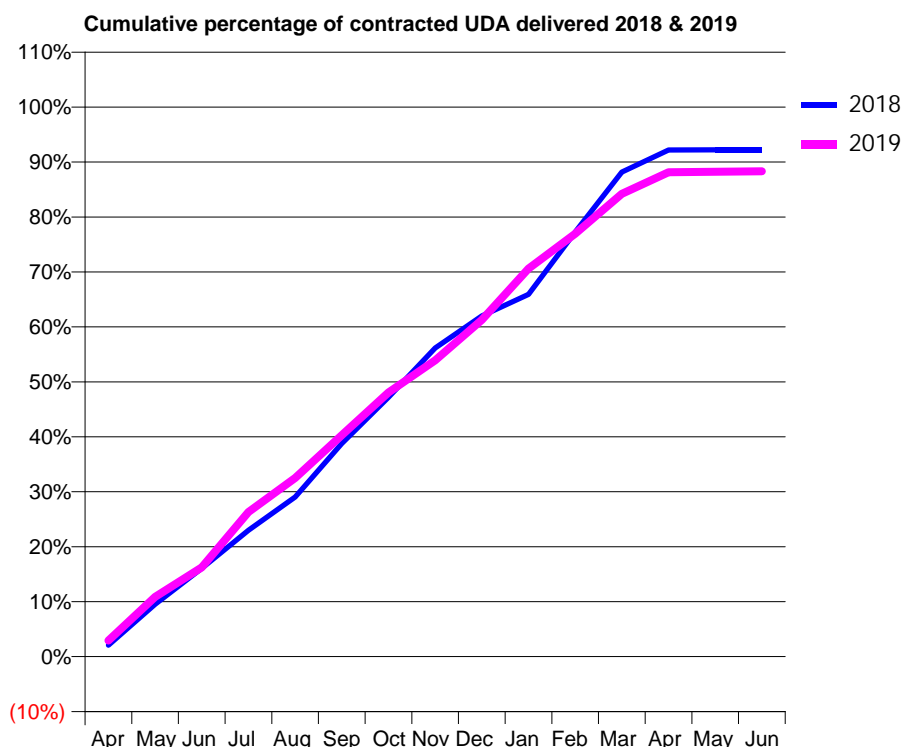
18/19 Contracted general activity (UDA)	28,000
Carry forward general activity (UDA)	0
18/19 Contracted orthodontic activity (UOA)	0
Carry forward orthodontic activity (UOA)	0
Baseline contract value	£810,556.51

### ACCESS\*

Patients seen in 24 months	Total	Change since previous quarter
Quarter ending March 2018	9,934	
Quarter ending June 2018	9,841	→
Quarter ending September 2018	9,937	→
Quarter ending December 2018	9,884	→
Quarter ending March 2019	9,738	↓
<b>Variance since March 2018</b>	<b>(2.0%)</b>	<b>↓</b>



### ACTIVITY



Adjusted Scheduled Activity (UDA)		
Month	2018	2019
April	588	817
May	2,673	3,048
June	4,497	4,547
July	6,438	7,368
August	8,139	9,100
September	10,862	11,279
October	13,213	13,456
November	15,724	15,103
December	17,358	17,153
January	18,456	19,770
February	21,637	21,548
March	24,690	23,573
April	25,809	24,673
May	25,815	24,704
June	25,814	24,730

### QUALITY

	Quantity	Base Number	Contract	AT	Region	England
% of FP17s for the same patient ID Re-attending within 3 months - Children	164	1,920	8.5%	11.3%	12.3%	11.8%
% of FP17s for the same patient ID Re-attending within 3 months - Adults	1,481	9,479	15.6%	16.7%	15.9%	15.7%
% of FP17s for the same patient ID Re-attending between 3 & 9 months - Children	919	1,920	47.9%	54.4%	60.2%	58.9%
% of FP17s for the same patient ID Re-attending between 3 & 9 months - Adults	3,715	9,479	39.2%	45.0%	53.0%	50.8%
% of FP17s for Band 1 Urgent Courses	1,461	11,451	12.8%	11.7%	9.1%	9.1%
% of FP17s Relating to Free Repair or Replacements	98	11,451	0.9%	0.9%	1.0%	0.8%
% of FP17s Relating to Continuations	192	11,451	1.7%	1.2%	1.0%	0.9%
% of Patients satisfied with the dentistry they have received	4	4	N/A	90.2%	93.2%	92.5%
% of Patients satisfied with the time they had to wait for an appointment	4	4	N/A	87.9%	88.1%	87.0%

\* This is based on patients treated on this contract for their most recent course of treatment.

Figures in *italics* indicate the base number of FP17s or Patient Questionnaire responses are less than 100. N/A is shown where the base number of responses is less than 10 during the period. % is calculated as Quantity/Base number\*100

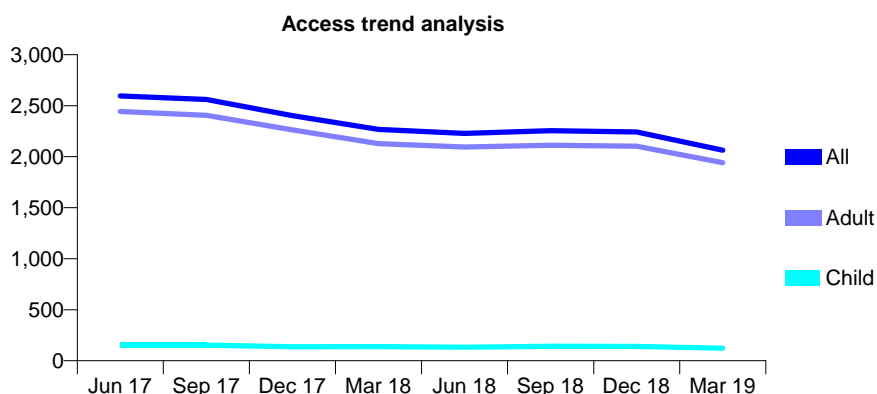
## Q48 - Vital Signs At a Glance Contract Report for 907995/0005 - Year end March 2019

Name or company name	MR RJ HOLLINS
Contract type name	PDS Contract
Purpose of contract	General
Contract start date	01/09/2012
Contract end date	31/03/2020

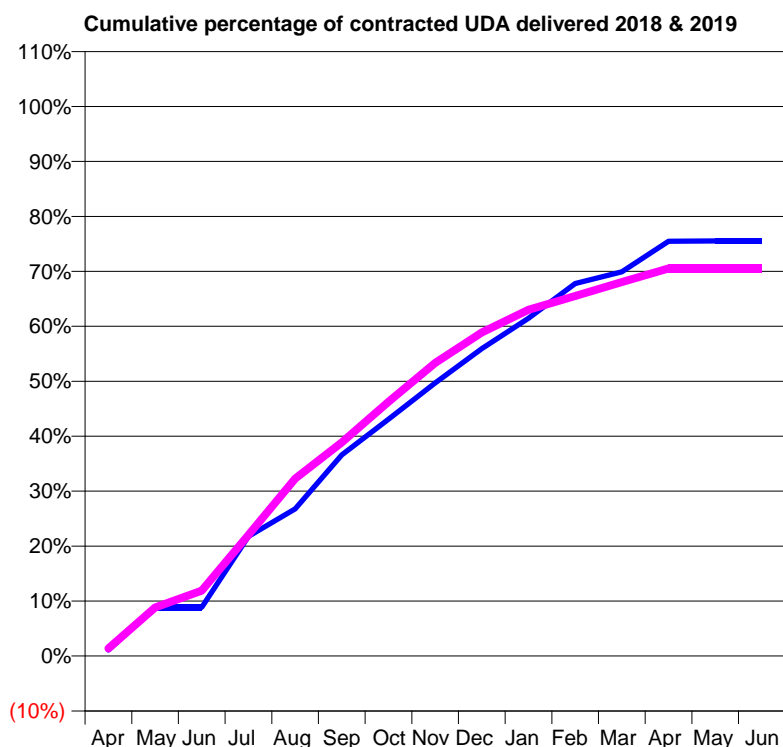
18/19 Contracted general activity (UDA)	3,674
Carry forward general activity (UDA)	0
18/19 Contracted orthodontic activity (UOA)	0
Carry forward orthodontic activity (UOA)	0
Baseline contract value	£244,955.08

### ACCESS\*

Patients seen in 24 months	Total	Change since previous quarter
Quarter ending March 2018	2,267	
Quarter ending June 2018	2,228	↓
Quarter ending September 2018	2,254	→
Quarter ending December 2018	2,243	→
Quarter ending March 2019	2,063	↓
<b>Variance since March 2018</b>	<b>(9.0%)</b>	<b>↓</b>



### ACTIVITY



Adjusted Scheduled Activity (UDA)		
Month	2018	2019
April	41	52
May	326	325
June	326	438
July	800	810
August	984	1,186
September	1,344	1,427
October	1,583	1,700
November	1,827	1,959
December	2,054	2,162
January	2,258	2,315
February	2,491	2,407
March	2,568	2,500
April	2,773	2,591
May	2,775	2,591
June	2,775	2,591

### QUALITY

	Quantity	Base Number	Contract	AT	Region	England
% of FP17s for the same patient ID Re-attending within 3 months - Children	4	182	2.2%	11.3%	12.3%	11.8%
% of FP17s for the same patient ID Re-attending within 3 months - Adults	62	2,065	3.0%	16.7%	15.9%	15.7%
% of FP17s for the same patient ID Re-attending between 3 & 9 months - Children	2	182	1.1%	54.4%	60.2%	58.9%
% of FP17s for the same patient ID Re-attending between 3 & 9 months - Adults	44	2,065	2.1%	45.0%	53.0%	50.8%
% of FP17s for Band 1 Urgent Courses	2,129	2,149	99.1%	11.7%	9.1%	9.1%
% of FP17s Relating to Free Repair or Replacements	0	2,149	0.0%	0.9%	1.0%	0.8%
% of FP17s Relating to Continuations	0	2,149	0.0%	1.2%	1.0%	0.9%
% of Patients satisfied with the dentistry they have received	0	0	N/A	90.2%	93.2%	92.5%
% of Patients satisfied with the time they had to wait for an appointment	0	0	N/A	87.9%	88.1%	87.0%

\* This is based on patients treated on this contract for their most recent course of treatment.

Figures in italics indicate the base number of FP17s or Patient Questionnaire responses are less than 100. N/A is shown where the base number of responses is less than 10 during the period. % is calculated as Quantity/Base number\*100

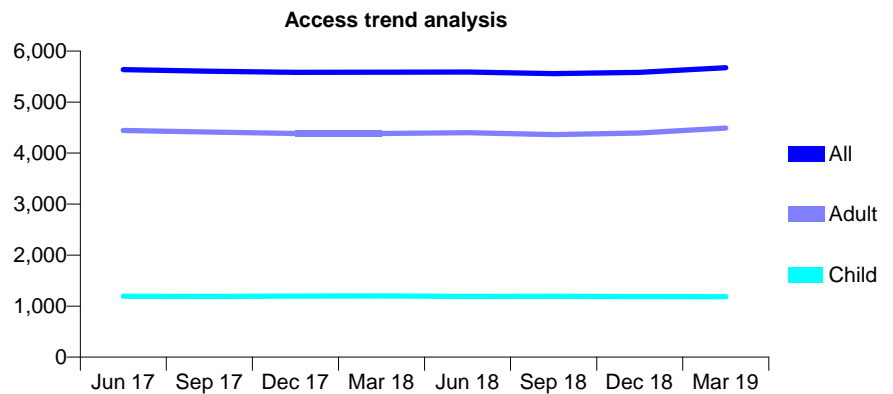
## Q48 - Vital Signs At a Glance Contract Report for 909572/0001 - Year end March 2019

Name or company name	Dunnings & Giaziri
Contract type name	GDS Contract
Purpose of contract	General
Contract start date	01/04/2006
Contract end date	

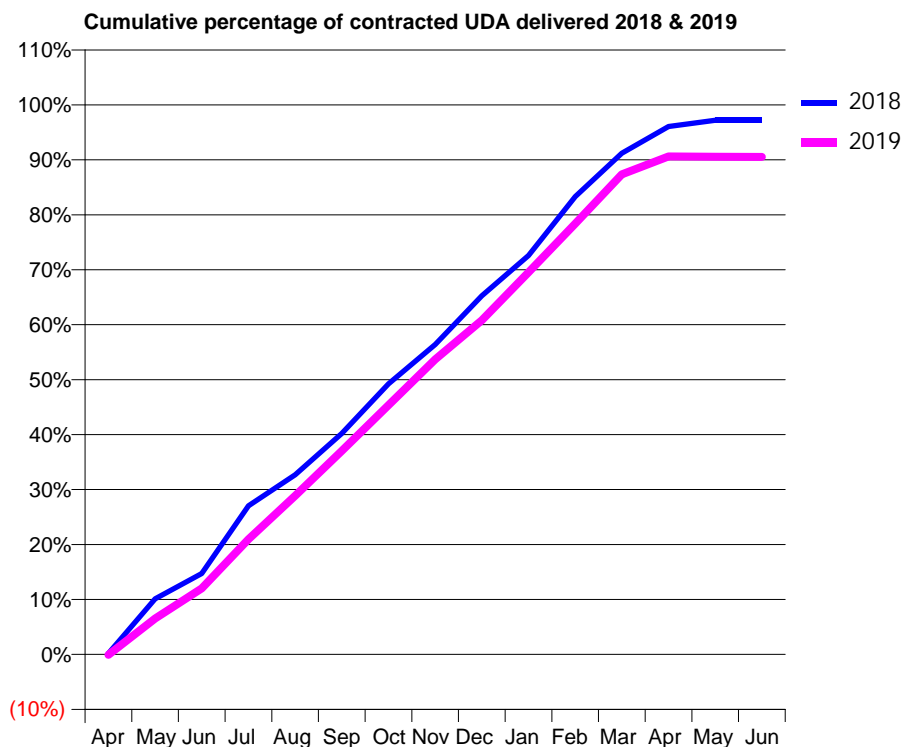
18/19 Contracted general activity (UDA)	19,259
Carry forward general activity (UDA)	540
18/19 Contracted orthodontic activity (UOA)	0
Carry forward orthodontic activity (UOA)	0
Baseline contract value	£587,533.56

### ACCESS\*

Patients seen in 24 months	Total	Change since previous quarter
Quarter ending March 2018	5,585	
Quarter ending June 2018	5,589	→
Quarter ending September 2018	5,557	→
Quarter ending December 2018	5,582	→
Quarter ending March 2019	5,674	→
<b>Variance since March 2018</b>	<b>1.6%</b>	<b>→</b>



### ACTIVITY



Adjusted Scheduled Activity (UDA)		
Month	2018	2019
April	36	-14
May	1,952	1,258
June	2,834	2,314
July	5,209	4,036
August	6,298	5,559
September	7,742	7,129
October	9,482	8,738
November	10,863	10,340
December	12,563	11,710
January	13,982	13,390
February	16,040	15,096
March	17,565	16,823
April	18,499	17,450
May	18,719	17,439
June	18,719	17,436

### QUALITY

	Quantity	Base Number	Contract	AT	Region	England
% of FP17s for the same patient ID Re-attending within 3 months - Children	220	2,125	10.4%	11.3%	12.3%	11.8%
% of FP17s for the same patient ID Re-attending within 3 months - Adults	1,175	6,226	18.9%	16.7%	15.9%	15.7%
% of FP17s for the same patient ID Re-attending between 3 & 9 months - Children	1,432	2,125	67.4%	54.4%	60.2%	58.9%
% of FP17s for the same patient ID Re-attending between 3 & 9 months - Adults	1,718	6,226	27.6%	45.0%	53.0%	50.8%
% of FP17s for Band 1 Urgent Courses	1,118	8,170	13.7%	11.7%	9.1%	9.1%
% of FP17s Relating to Free Repair or Replacements	136	8,170	1.7%	0.9%	1.0%	0.8%
% of FP17s Relating to Continuations	128	8,170	1.6%	1.2%	1.0%	0.9%
% of Patients satisfied with the dentistry they have received	5	5	N/A	90.2%	93.2%	92.5%
% of Patients satisfied with the time they had to wait for an appointment	5	5	N/A	87.9%	88.1%	87.0%

\* This is based on patients treated on this contract for their most recent course of treatment. Figures in italics indicate the base number of FP17s or Patient Questionnaire responses are less than 100. N/A is shown where the base number of responses is less than 10 during the period. % is calculated as Quantity/Base number\*100



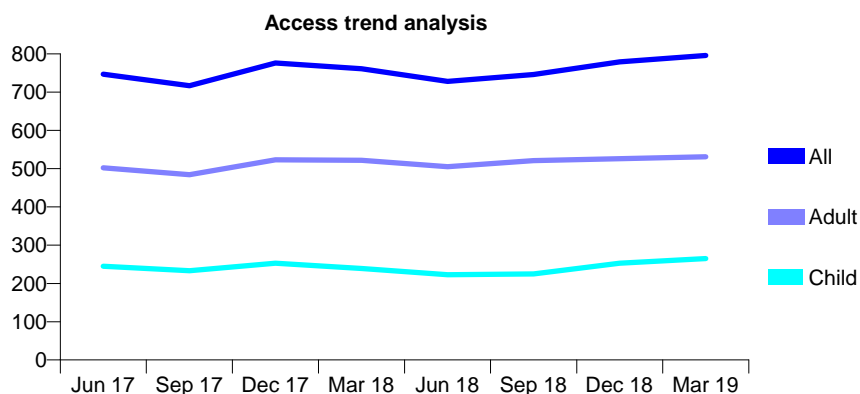
## Q48 - Vital Signs At a Glance Contract Report for 914509/0001 - Year end March 2019

Name or company name	MISS LS HUSAIN
Contract type name	GDS Contract
Purpose of contract	General
Contract start date	01/04/2006
Contract end date	

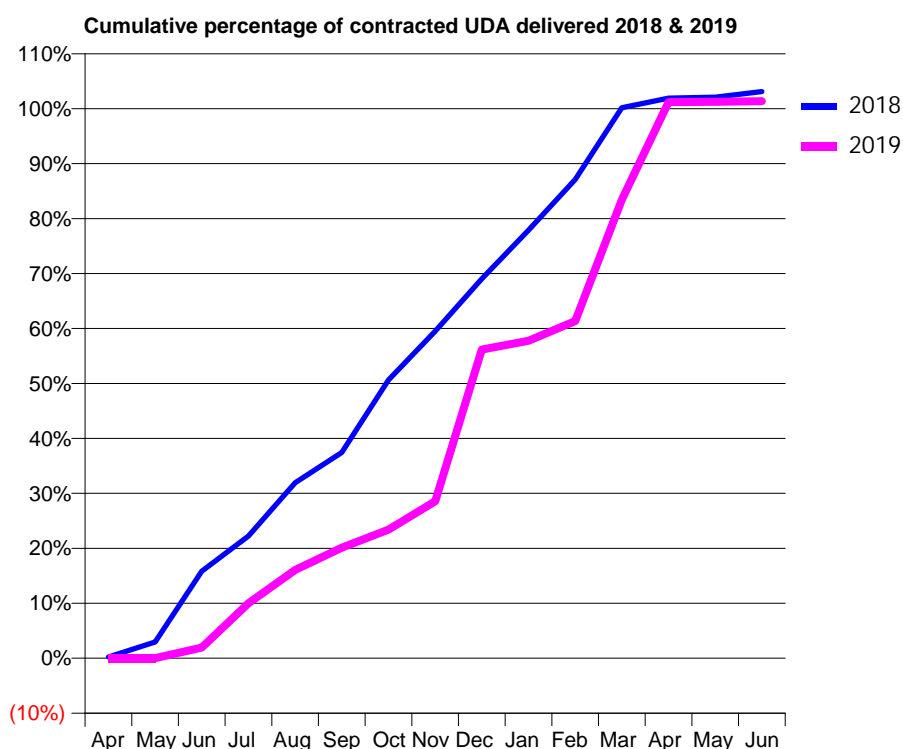
18/19 Contracted general activity (UDA)	2,656
Carry forward general activity (UDA)	0
18/19 Contracted orthodontic activity (UOA)	0
Carry forward orthodontic activity (UOA)	0
Baseline contract value	£137,429.80

### ACCESS\*

Patients seen in 24 months	Total	Change since previous quarter
Quarter ending March 2018	761	
Quarter ending June 2018	728	↓
Quarter ending September 2018	746	↑
Quarter ending December 2018	779	↑
Quarter ending March 2019	796	↑
<b>Variance since March 2018</b>	<b>4.6%</b>	<b>↑</b>



### ACTIVITY



Adjusted Scheduled Activity (UDA)		
Month	2018	2019
April	6	0
May	78	0
June	420	51
July	591	266
August	848	427
September	994	534
October	1,345	622
November	1,580	759
December	1,834	1,492
January	2,069	1,534
February	2,314	1,630
March	2,660	2,216
April	2,707	2,688
May	2,711	2,689
June	2,738	2,692

### QUALITY

	Quantity	Base Number	Contract	AT	Region	England
% of FP17s for the same patient ID Re-attending within 3 months - Children	55	371	14.8%	11.3%	12.3%	11.8%
% of FP17s for the same patient ID Re-attending within 3 months - Adults	62	469	13.2%	16.7%	15.9%	15.7%
% of FP17s for the same patient ID Re-attending between 3 & 9 months - Children	172	371	46.4%	54.4%	60.2%	58.9%
% of FP17s for the same patient ID Re-attending between 3 & 9 months - Adults	163	469	34.8%	45.0%	53.0%	50.8%
% of FP17s for Band 1 Urgent Courses	123	927	13.3%	11.7%	9.1%	9.1%
% of FP17s Relating to Free Repair or Replacements	8	927	0.9%	0.9%	1.0%	0.8%
% of FP17s Relating to Continuations	1	927	0.1%	1.2%	1.0%	0.9%
% of Patients satisfied with the dentistry they have received	0	0	N/A	90.2%	93.2%	92.5%
% of Patients satisfied with the time they had to wait for an appointment	0	0	N/A	87.9%	88.1%	87.0%

\* This is based on patients treated on this contract for their most recent course of treatment.

Figures in italics indicate the base number of FP17s or Patient Questionnaire responses are less than 100. N/A is shown where the base number of responses is less than 10 during the period. % is calculated as Quantity/Base number\*100

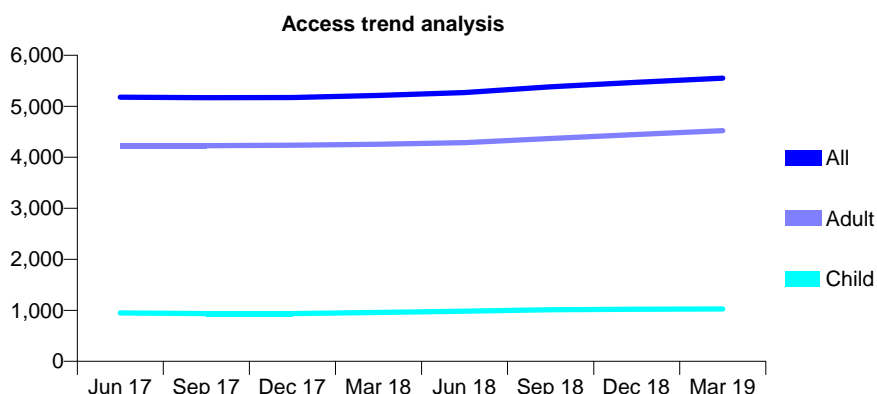
## Q48 - Vital Signs At a Glance Contract Report for 916625/0001 - Year end March 2019

Name or company name	MR S ORME
Contract type name	GDS Contract
Purpose of contract	General
Contract start date	01/04/2006
Contract end date	

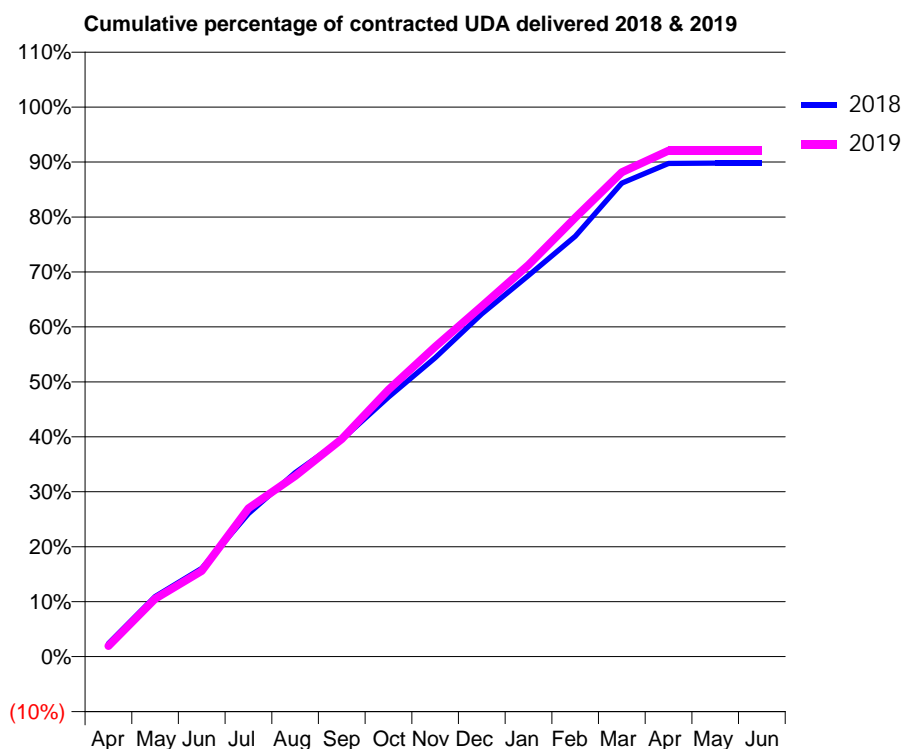
18/19 Contracted general activity (UDA)	19,957
Carry forward general activity (UDA)	0
18/19 Contracted orthodontic activity (UOA)	0
Carry forward orthodontic activity (UOA)	0
Baseline contract value	£646,795.78

### ACCESS\*

Patients seen in 24 months	Total	Change since previous quarter
Quarter ending March 2018	5,212	
Quarter ending June 2018	5,270	→
Quarter ending September 2018	5,381	↑
Quarter ending December 2018	5,471	→
Quarter ending March 2019	5,552	→
<b>Variance since March 2018</b>	<b>6.5%</b>	<b>↑</b>



### ACTIVITY



Adjusted Scheduled Activity (UDA)		
Month	2018	2019
April	473	392
May	2,183	2,100
June	3,208	3,113
July	5,194	5,386
August	6,679	6,561
September	7,885	7,903
October	9,429	9,694
November	10,854	11,254
December	12,448	12,726
January	13,846	14,225
February	15,267	15,941
March	17,194	17,594
April	17,914	18,372
May	17,921	18,374
June	17,921	18,375

### QUALITY

	Quantity	Base Number	Contract	AT	Region	England
% of FP17s for the same patient ID Re-attending within 3 months - Children	135	1,731	7.8%	11.3%	12.3%	11.8%
% of FP17s for the same patient ID Re-attending within 3 months - Adults	908	5,914	15.4%	16.7%	15.9%	15.7%
% of FP17s for the same patient ID Re-attending between 3 & 9 months - Children	1,180	1,731	68.2%	54.4%	60.2%	58.9%
% of FP17s for the same patient ID Re-attending between 3 & 9 months - Adults	2,165	5,914	36.6%	45.0%	53.0%	50.8%
% of FP17s for Band 1 Urgent Courses	414	7,646	5.4%	11.7%	9.1%	9.1%
% of FP17s Relating to Free Repair or Replacements	178	7,646	2.3%	0.9%	1.0%	0.8%
% of FP17s Relating to Continuations	67	7,646	0.9%	1.2%	1.0%	0.9%
% of Patients satisfied with the dentistry they have received	4	4	N/A	90.2%	93.2%	92.5%
% of Patients satisfied with the time they had to wait for an appointment	4	4	N/A	87.9%	88.1%	87.0%

\* This is based on patients treated on this contract for their most recent course of treatment.  
 Figures in *italics* indicate the base number of FP17s or Patient Questionnaire responses are less than 100. N/A is shown where the base number of responses is less than 10 during the period. % is calculated as Quantity/Base number\*100

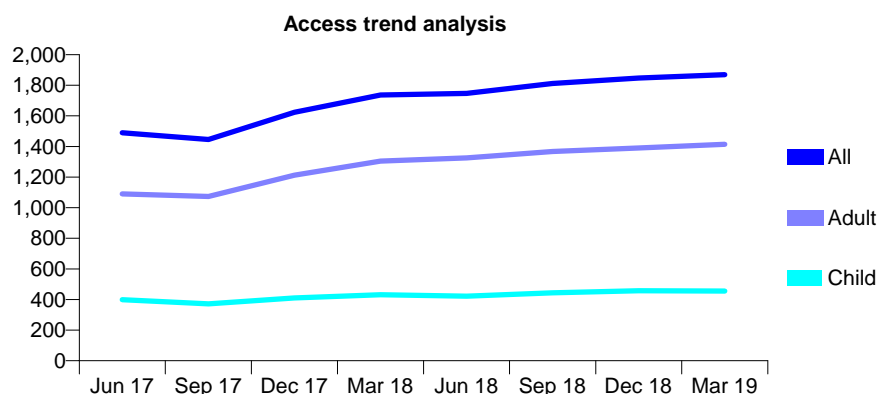
## Q48 - Vital Signs At a Glance Contract Report for 916757/0004 - Year end March 2019

Name or company name	MR KJ KHAN
Contract type name	GDS Contract
Purpose of contract	General
Contract start date	01/04/2007
Contract end date	

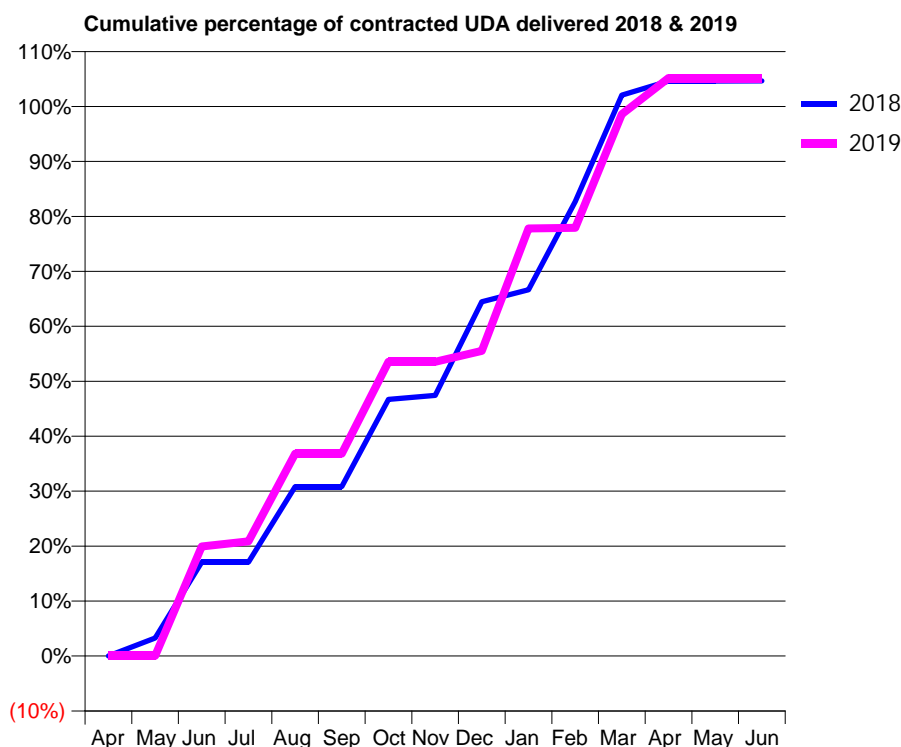
18/19 Contracted general activity (UDA)	3,428
Carry forward general activity (UDA)	0
18/19 Contracted orthodontic activity (UOA)	0
Carry forward orthodontic activity (UOA)	0
Baseline contract value	£89,931.70

### ACCESS\*

Patients seen in 24 months	Total	Change since previous quarter
Quarter ending March 2018	1,736	
Quarter ending June 2018	1,747	→
Quarter ending September 2018	1,812	↑
Quarter ending December 2018	1,847	→
Quarter ending March 2019	1,870	→
<b>Variance since March 2018</b>	<b>7.7%</b>	<b>↑</b>



### ACTIVITY



Adjusted Scheduled Activity (UDA)		
Month	2018	2019
April	0	1
May	113	1
June	586	683
July	586	716
August	1,057	1,263
September	1,057	1,263
October	1,601	1,836
November	1,626	1,836
December	2,210	1,904
January	2,285	2,667
February	2,834	2,671
March	3,499	3,380
April	3,586	3,606
May	3,586	3,606
June	3,588	3,606

### QUALITY

	Quantity	Base Number	Contract	AT	Region	England
% of FP17s for the same patient ID Re-attending within 3 months - Children	20	442	4.5%	11.3%	12.3%	11.8%
% of FP17s for the same patient ID Re-attending within 3 months - Adults	178	1,479	12.0%	16.7%	15.9%	15.7%
% of FP17s for the same patient ID Re-attending between 3 & 9 months - Children	138	442	31.2%	54.4%	60.2%	58.9%
% of FP17s for the same patient ID Re-attending between 3 & 9 months - Adults	490	1,479	33.1%	45.0%	53.0%	50.8%
% of FP17s for Band 1 Urgent Courses	159	1,953	8.1%	11.7%	9.1%	9.1%
% of FP17s Relating to Free Repair or Replacements	2	1,953	0.1%	0.9%	1.0%	0.8%
% of FP17s Relating to Continuations	3	1,953	0.2%	1.2%	1.0%	0.9%
% of Patients satisfied with the dentistry they have received	0	0	N/A	90.2%	93.2%	92.5%
% of Patients satisfied with the time they had to wait for an appointment	0	0	N/A	87.9%	88.1%	87.0%

\* This is based on patients treated on this contract for their most recent course of treatment.

Figures in italics indicate the base number of FP17s or Patient Questionnaire responses are less than 100. N/A is shown where the base number of responses is less than 10 during the period. % is calculated as Quantity/Base number\*100

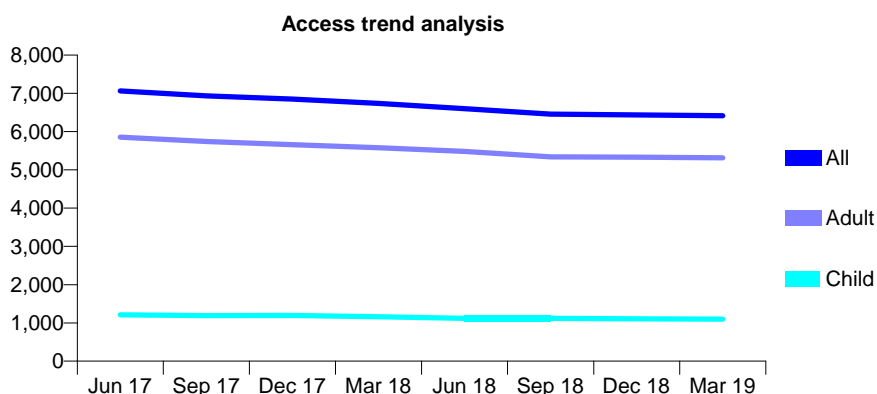
## Q48 - Vital Signs At a Glance Contract Report for 931144/0002 - Year end March 2019

Name or company name	ROE LANE FAMILY DENTAL PRACTICE F
Contract type name	GDS Contract
Purpose of contract	General
Contract start date	01/02/2015
Contract end date	

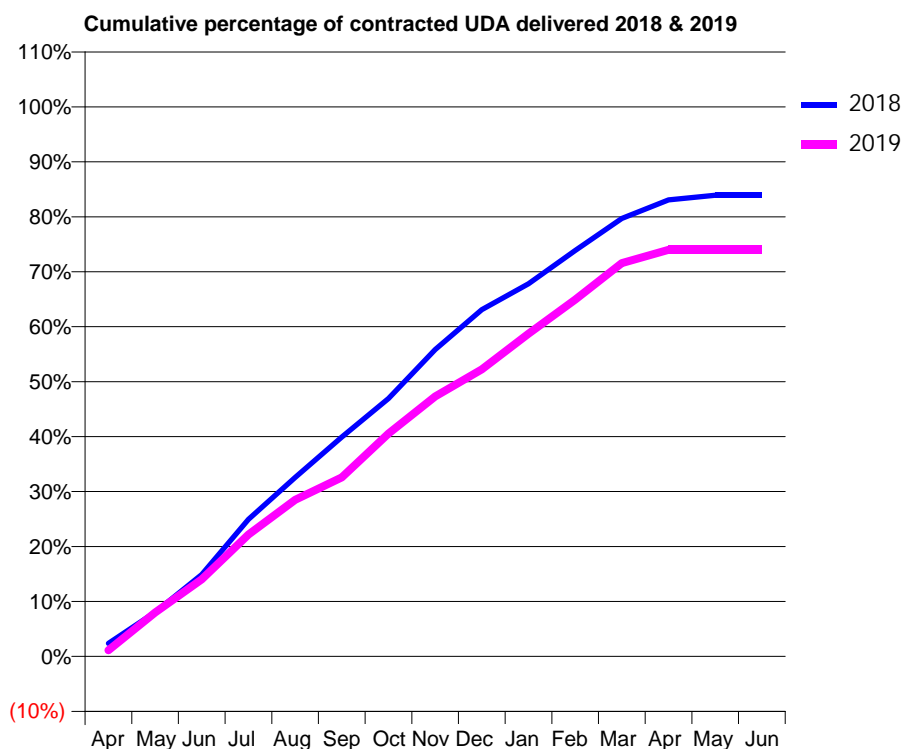
18/19 Contracted general activity (UDA)	25,170
Carry forward general activity (UDA)	0
18/19 Contracted orthodontic activity (UOA)	0
Carry forward orthodontic activity (UOA)	0
Baseline contract value	£801,704.63

### ACCESS\*

Patients seen in 24 months	Total	Change since previous quarter
Quarter ending March 2018	6,736	
Quarter ending June 2018	6,598	↓
Quarter ending September 2018	6,456	↓
Quarter ending December 2018	6,437	→
Quarter ending March 2019	6,414	→
<b>Variance since March 2018</b>	<b>(4.8%)</b>	<b>↓</b>



### ACTIVITY



Adjusted Scheduled Activity (UDA)		
Month	2018	2019
April	603	286
May	2,028	2,014
June	3,748	3,535
July	6,281	5,583
August	8,198	7,174
September	10,046	8,200
October	11,812	10,207
November	14,057	11,910
December	15,883	13,148
January	17,072	14,787
February	18,592	16,344
March	20,057	18,015
April	20,911	18,619
May	21,117	18,623
June	21,119	18,622

### QUALITY

	Quantity	Base Number	Contract	AT	Region	England
% of FP17s for the same patient ID Re-attending within 3 months - Children	129	1,858	6.9%	11.3%	12.3%	11.8%
% of FP17s for the same patient ID Re-attending within 3 months - Adults	1,523	9,055	16.8%	16.7%	15.9%	15.7%
% of FP17s for the same patient ID Re-attending between 3 & 9 months - Children	1,178	1,858	63.4%	54.4%	60.2%	58.9%
% of FP17s for the same patient ID Re-attending between 3 & 9 months - Adults	5,572	9,055	61.5%	45.0%	53.0%	50.8%
% of FP17s for Band 1 Urgent Courses	990	10,715	9.2%	11.7%	9.1%	9.1%
% of FP17s Relating to Free Repair or Replacements	127	10,715	1.2%	0.9%	1.0%	0.8%
% of FP17s Relating to Continuations	288	10,715	2.7%	1.2%	1.0%	0.9%
% of Patients satisfied with the dentistry they have received	5	7	N/A	90.2%	93.2%	92.5%
% of Patients satisfied with the time they had to wait for an appointment	6	7	N/A	87.9%	88.1%	87.0%

\* This is based on patients treated on this contract for their most recent course of treatment.

Figures in italics indicate the base number of FP17s or Patient Questionnaire responses are less than 100. N/A is shown where the base number of responses is less than 10 during the period. % is calculated as Quantity/Base number\*100

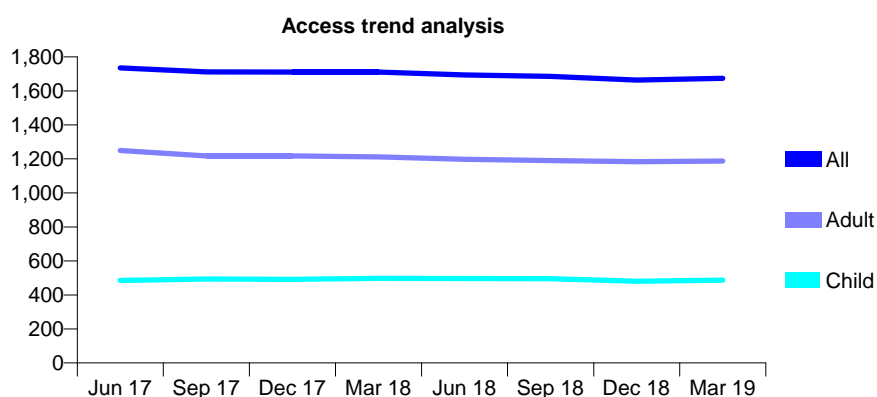
## Q48 - Vital Signs At a Glance Contract Report for 935581/0002 - Year end March 2019

Name or company name	MR MH AL-SHARKAWI
Contract type name	GDS Contract
Purpose of contract	General
Contract start date	01/04/2006
Contract end date	

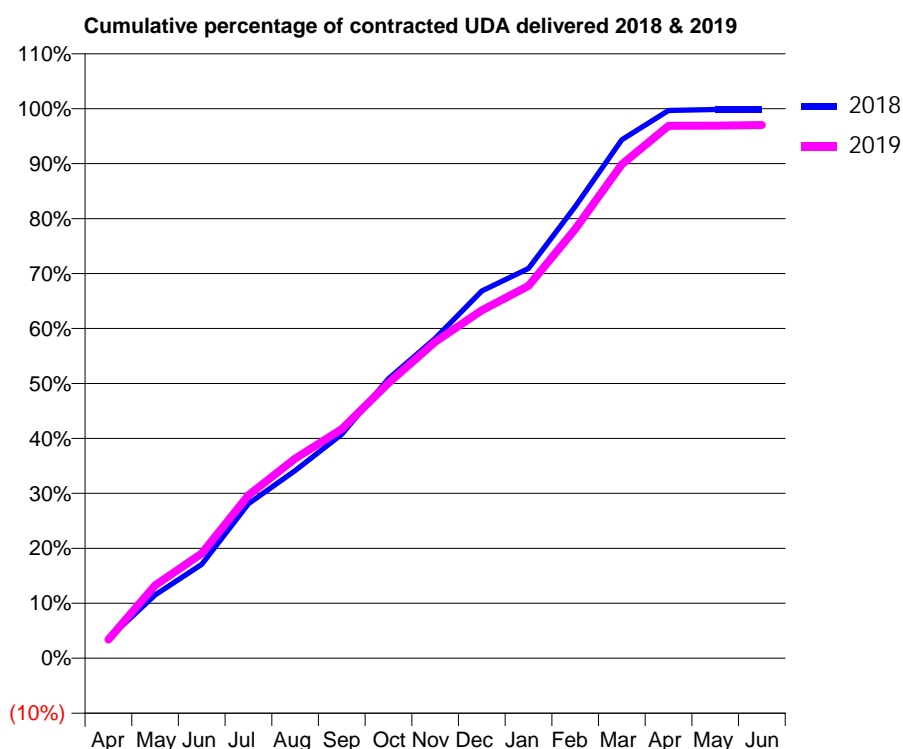
18/19 Contracted general activity (UDA)	4,685
Carry forward general activity (UDA)	7
18/19 Contracted orthodontic activity (UOA)	0
Carry forward orthodontic activity (UOA)	0
Baseline contract value	£130,734.71

### ACCESS\*

Patients seen in 24 months	Total	Change since previous quarter
Quarter ending March 2018	1,710	
Quarter ending June 2018	1,694	→
Quarter ending September 2018	1,685	→
Quarter ending December 2018	1,663	↓
Quarter ending March 2019	1,674	→
<b>Variance since March 2018</b>	<b>(2.1%)</b>	<b>↓</b>



### ACTIVITY



Adjusted Scheduled Activity (UDA)		
Month	2018	2019
April	168	160
May	540	621
June	800	893
July	1,317	1,390
August	1,600	1,702
September	1,909	1,952
October	2,382	2,346
November	2,727	2,696
December	3,130	2,965
January	3,322	3,173
February	3,852	3,658
March	4,419	4,209
April	4,670	4,539
May	4,678	4,540
June	4,678	4,546

### QUALITY

	Quantity	Base Number	Contract	AT	Region	England
% of FP17s for the same patient ID Re-attending within 3 months - Children	28	497	5.6%	11.3%	12.3%	11.8%
% of FP17s for the same patient ID Re-attending within 3 months - Adults	95	1,174	8.1%	16.7%	15.9%	15.7%
% of FP17s for the same patient ID Re-attending between 3 & 9 months - Children	150	497	30.2%	54.4%	60.2%	58.9%
% of FP17s for the same patient ID Re-attending between 3 & 9 months - Adults	434	1,174	37.0%	45.0%	53.0%	50.8%
% of FP17s for Band 1 Urgent Courses	96	1,692	5.7%	11.7%	9.1%	9.1%
% of FP17s Relating to Free Repair or Replacements	4	1,692	0.2%	0.9%	1.0%	0.8%
% of FP17s Relating to Continuations	7	1,692	0.4%	1.2%	1.0%	0.9%
% of Patients satisfied with the dentistry they have received	0	0	N/A	90.2%	93.2%	92.5%
% of Patients satisfied with the time they had to wait for an appointment	0	0	N/A	87.9%	88.1%	87.0%

\* This is based on patients treated on this contract for their most recent course of treatment.

Figures in italics indicate the base number of FP17s or Patient Questionnaire responses are less than 100. N/A is shown where the base number of responses is less than 10 during the period. % is calculated as Quantity/Base number\*100