



Business Services Authority

NHS Community Pharmacy Contraception Service

Developer Guide to the NHS Business Services Authority API for Contraception claims

ChangeLog

Version Control	Date	Purpose
0.1	21 Oct 2022	Initial Draft

Table of Contents

- [NHS Community Pharmacy Contraception Service](#)
 - [Developer Guide to the NHS Business Services Authority API for Contraception claims](#)
 - [ChangeLog](#)
- [Table of Contents](#)
 - [NHS Community Pharmacy Contraception Service](#)
 - [Document Background](#)
 - [API Connectivity](#)
 - [Current test endpoints are:](#)
 - [API Access Process Flow](#)
 - [Create Process Flow](#)
 - [Update Process Flow](#)
 - [Get Process Flow](#)
 - [Delete Process Flow](#)
 - [Developer Guide to set up Contraception Claim](#)
 - [Developer Guide to Create Contraception claim for a new submission](#)
 - [Step 1: Gather your materials](#)
 - [Step 2: Prepare the request JSON](#)
 - [Step 3: Send the create request message](#)
 - [Step 4: Receive your response](#)
 - [Response Headers:](#)
 - [Response Body:](#)
 - [Other potential responses:](#)
 - [403: Forbidden](#)
 - [500: Unexpected error](#)
 - [400: Bad Request](#)
 - [Developer Guide to Update existing Contraception submission](#)
 - [Step 1: Gather your materials](#)
 - [Step 2: Prepare the request JSON](#)
 - [Step 3: Send the update request message](#)
 - [Step 4: Receive your response](#)
 - [Other potential responses:](#)
 - [403: Forbidden](#)
 - [500: Unexpected error](#)
 - [400: Bad Request](#)
 - [422: Unprocessable Entity \(json parseable but not conformant\)](#)
 - [404: Not Found](#)
 - [Developer Guide To Delete Contraception Submission](#)
 - [Step 1: Gather your materials](#)
 - [Step 2: Send the delete request message](#)
 - [Step 3: Receive your response](#)
 - [Other potential responses:](#)
 - [403: Forbidden](#)
 - [500: Unexpected error](#)
 - [404: Not Found](#)
 - [Developer Guide to Get a Contraception submission](#)
 - [Step 1: Gather your materials](#)
 - [Step 2: Send the Get Submission Message](#)
 - [Step 3: Receive your response](#)
 - [Other potential responses:](#)
 - [403: Forbidden](#)

- [500: Unexpected error](#)
- [404: Not Found](#)
- [Annex: NHS Number](#)
- [Annex: Service Type](#)
- [Annex: Referrer organisation type](#)
- [Annex: Ongoing monitoring service reason](#)
- [Annex: Initiation service reason](#)
- [Annex: Professional role](#)
- [Annex: Consultation method](#)
- [Annex: Consultation outcome](#)
- [Annex: No supply reason](#)
- [Annex: Contraception method](#)
- [Annex: Array of Contraception product](#)
- [Annex: Dose duration](#)
- [Annex: Product supply type](#)
- [Annex: Signposted to](#)
- [Annex: Escalated to](#)

NHS Community Pharmacy Contraception Service

Use this service to claim payment for the provision of the NHS Community Pharmacy Contraception Service.

Document Background

This document is intended to provide pharmacy clinical service platform providers with the information necessary to submit details of service provisions to the NHS Business Services Authority (NHS BSA), to pre-populate claims to be made by community pharmacy providers.

API Connectivity

Connection to the NHS BSA API has the following criteria, as patient data is present and being transmitted:

- Over HTTPS on port 443
- Using TLSv1.2 only
- Authentication
 - IP whitelisting

Current test endpoints are:

POST <https://stg.api.contraception.pharmacy.mys.nhsbsa.nhs.uk/v1/claim>

GET <https://stg.api.contraception.pharmacy.mys.nhsbsa.nhs.uk/v1/claim/{{ID}}>

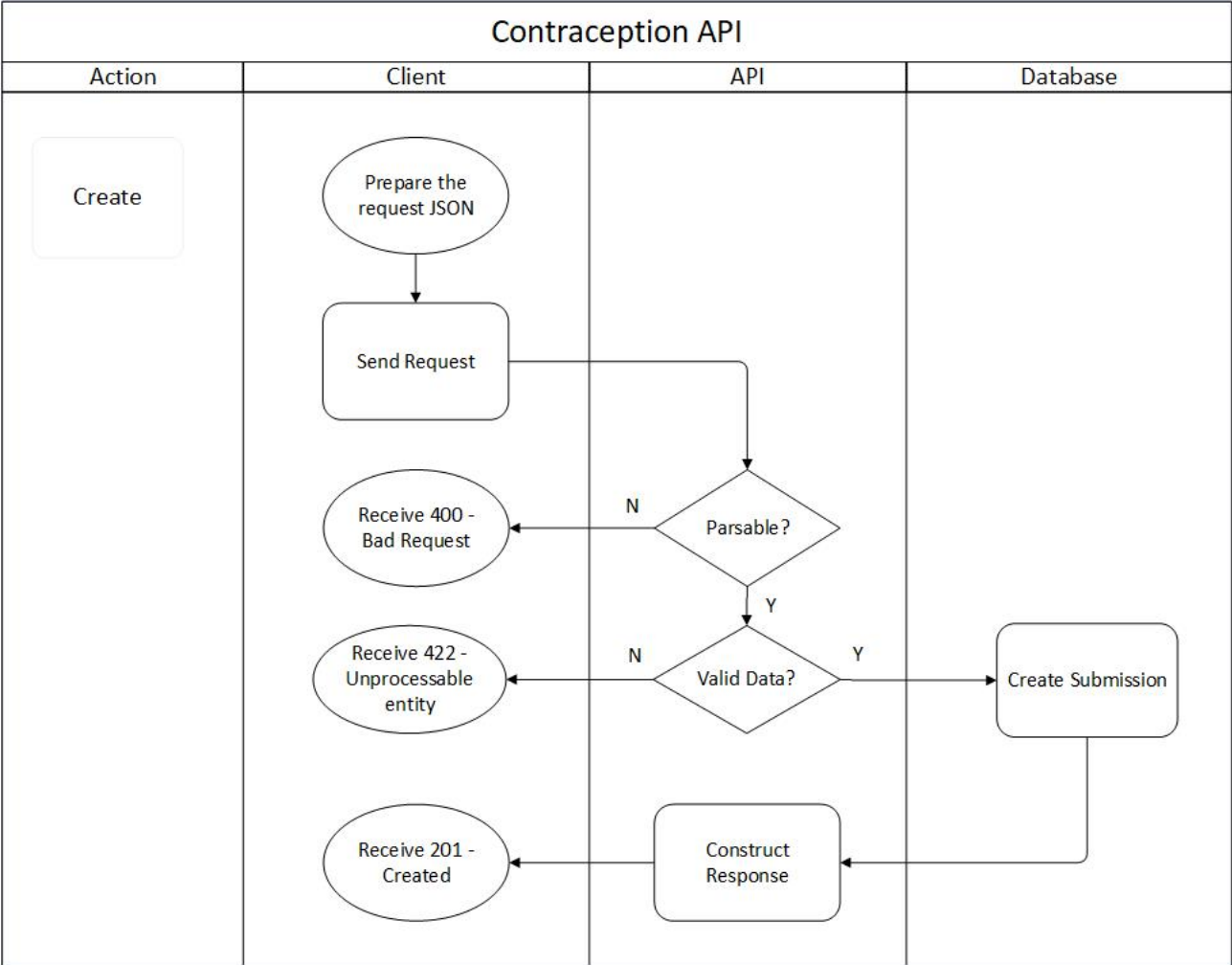
PUT <https://stg.api.contraception.pharmacy.mys.nhsbsa.nhs.uk/v1/claim/{{ID}}>

DELETE <https://stg.api.contraception.pharmacy.mys.nhsbsa.nhs.uk/v1/claim/{{ID}}>

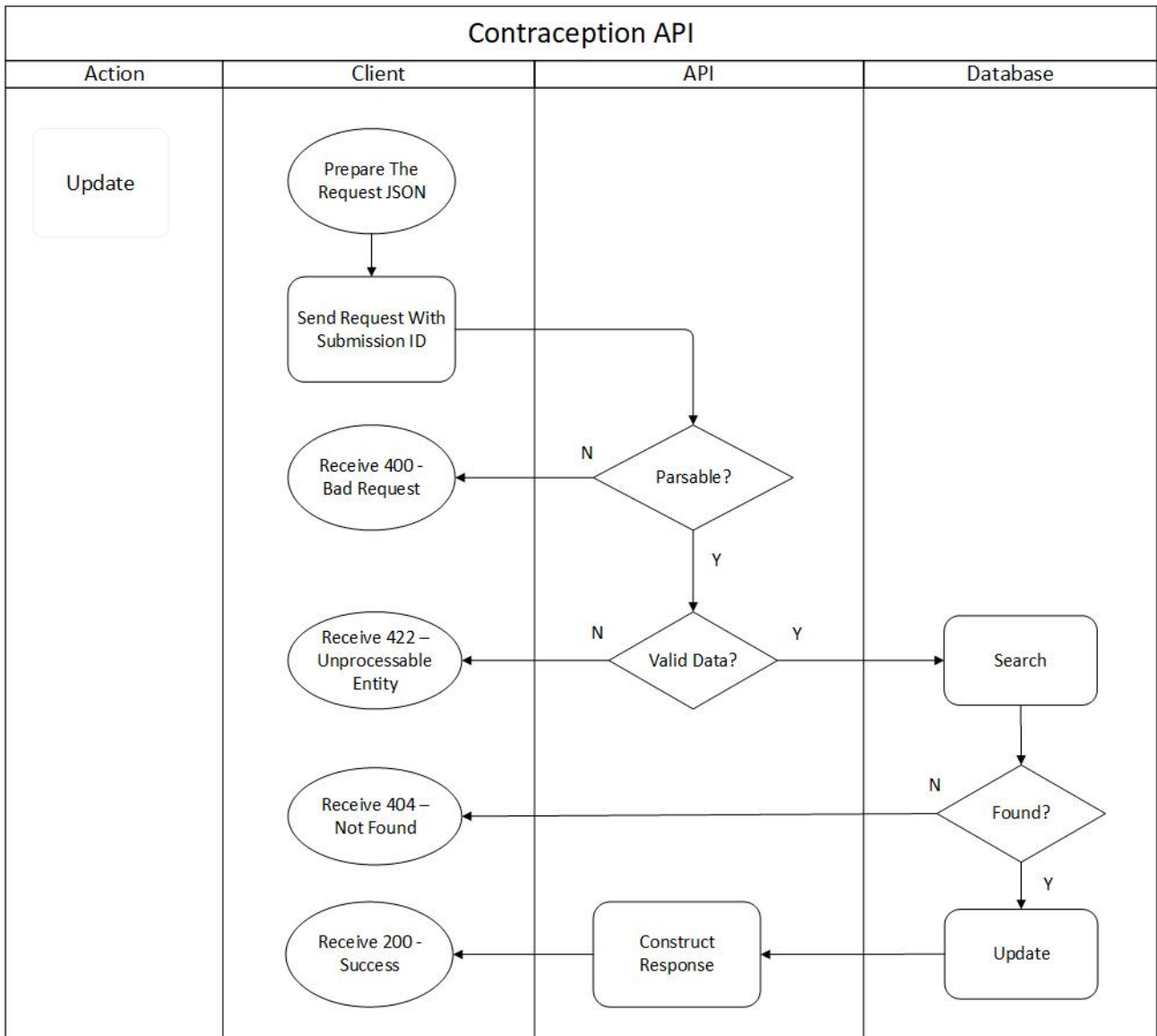
[DN: These are subject to changes going forward]

API Access Process Flow

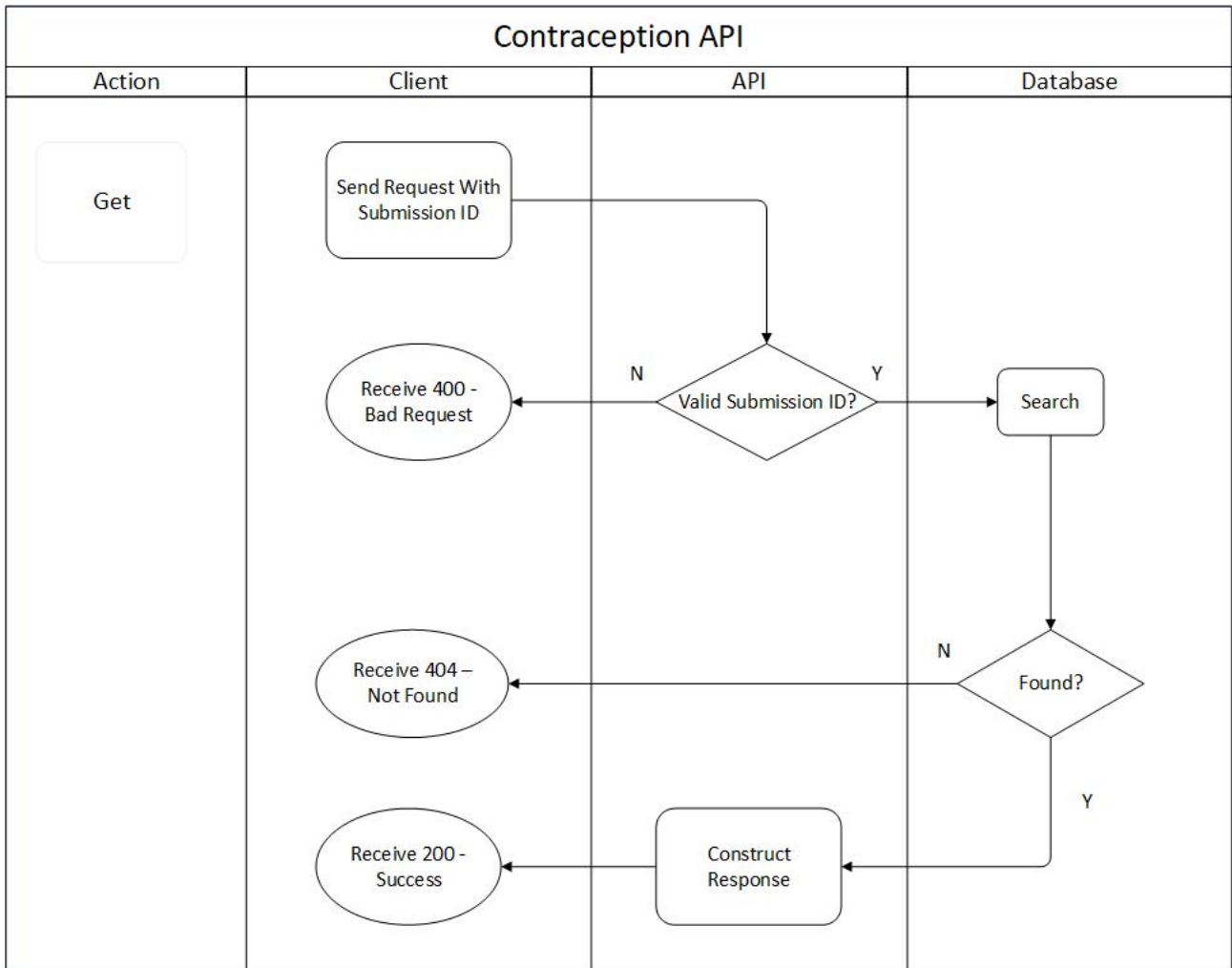
Create Process Flow



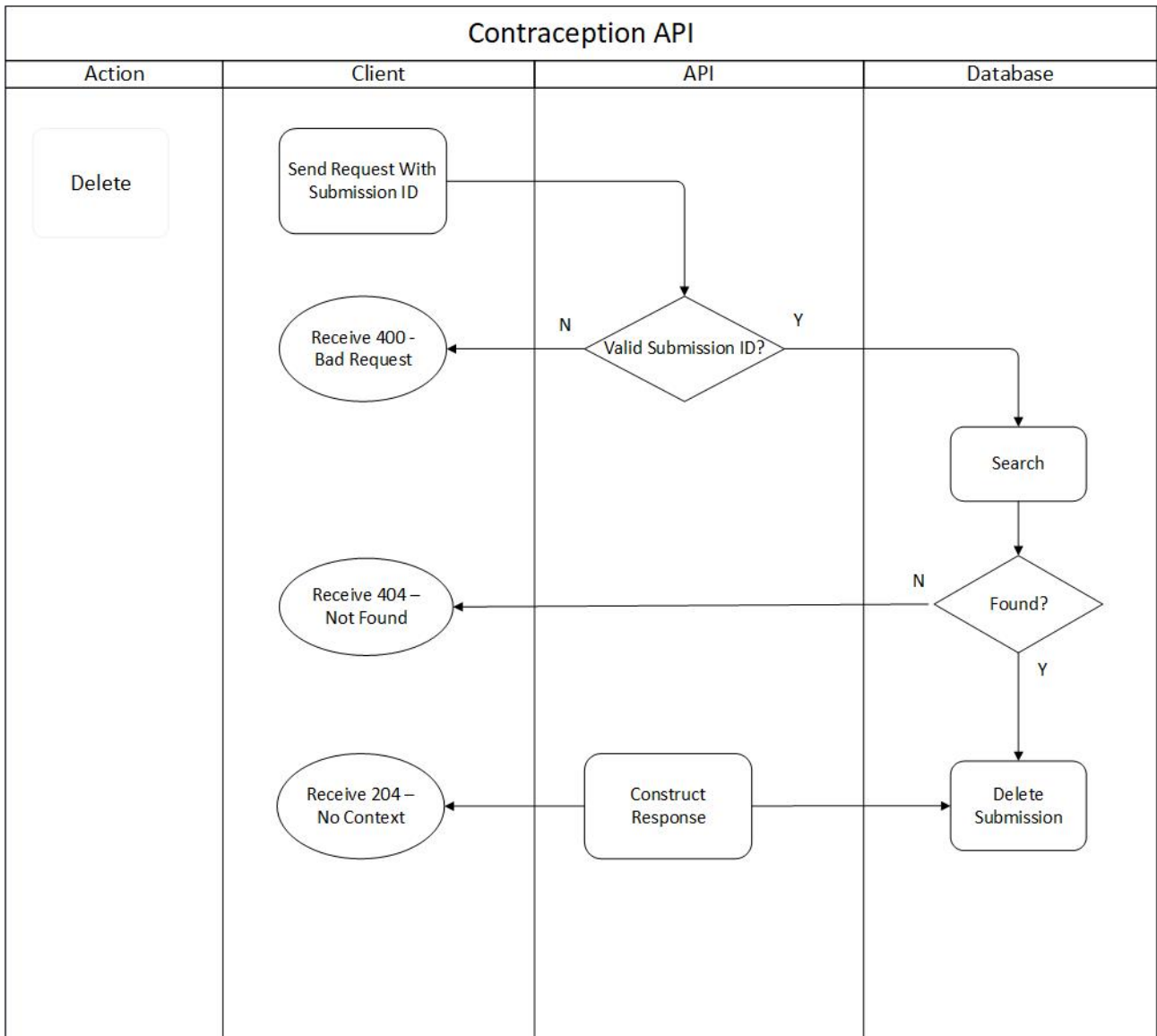
Update Process Flow



Get Process Flow



Delete Process Flow



Developer Guide to set up Contraception Claim

Below JSON contains a Contraception claim object with all the fields and their corresponding given options. Based on which you can build your claim object in the create (POST) or update (PUT) request.

```
{
  "platformDepositId": "{{PLATFORM_DEPOSIT_ID}}",
  "patient": {
    "nhsNumber": "{{PATIENT_NHSNO}}",
    "gpOdsCode": "{{PATIENT_GPODS}}"
  },
  "orgOdsCode": "{{CLAIMANT_ODS}}",
  "yearMonth": "{{CLAIM_YEAR_MONTH}}",
  "referralDate": "{{REFERRAL_DATE}}",
  "referrerOrgType": "{{REFERRER_ORG_TYPE}}",
  "referrerOrgOdsCode": "{{REFERRER_ORG_ODS}}",
  "assessmentDate": "{{ASSESSMENT_DATE}}",
  "serviceType": "{{SERVICE_TYPE}}",
  "reasonForServiceType": "{{REASON_FOR_SERVICE}}",
  "professionalRole": "{{PROFESSIONAL_ROLE}}",
  "professionalIdentifier": "{{PROFESSIONAL_IDENTIFIER}}",
  "consultationMethod": "{{CONSULT_METHOD}}",
  "consultationOutcome": "{{CONSULT_OUTCOME}}",
  "contraceptionMethod": ["{{CONTRACEPTION_METHOD}}", "{{CONTRACEPTION_METHOD}}"],
  "contraceptionMethodOther": "{{CONTRACEPTION_METHOD_OTHER_VALUE}}",
  "products": ["{{CONTRACEPTION_PRODUCT}}", "{{CONTRACEPTION_PRODUCT}}"],
  "productSupplyType": "{{PRODUCT_SUPPLY_TYPE}}",
  "noSupplyReason": ["{{NO_SUPPLY_REASON}}", "{{NO_SUPPLY_REASON}}"],
  "noSupplyReasonOther": "{{NO_SUPPLY_REASON_OTHER_VALUE}}",
  "signpostedTo": "{{SIGNPOSTED_TO}}",
  "signpostedToOther": "{{SIGNPOSTED_TO_OTHER_VALUE}}",
  "escalatedTo": "{{ESCALATED_TO}}",
  "escalatedToOther": "{{ESCALATED_TO_OTHER_VALUE}}",
  "referredOrgOds": "{{REFERRED_ORG_ODS}}",
  "onwardReferralDate": "{{ONWARD_REFERRAL_DATE}}
}
```

Developer Guide to Create Contraception claim for a new submission

Step 1: Gather your materials

You will need the following to follow through this walkthrough:

Field	Mandatory / Optional	Type	Description
PLATFORM_DEPOSIT_ID	M	String	A string that uniquely identifies this claim. Each platform will be provided with a pattern to use. For example, PharmOutcomes uses the pattern PEM-nnnnnnnnn and Sonar uses the pattern SON-nnnnnnnn to uniquely identify this deposit in audits and CRUD operations. Max. size 255. For example XXX-0000000012334
PATIENT_GP_ODS	O	String	The ODS code of the patient's GP surgery. This can be the ODS code of the practice and not of the branch surgery. Size max. 10.
PATIENT_NHS_NUMBER	M	String	The patient's NHS Number (not non-England national identifiers). If the NHS Number is not provided, provide one of the values mentioned in Annex: NHS Number Size must be 10.
CLAIMANT_ODS	M	String	The Organisational Data Service (ODS) code of the pharmacy provider who provided the service and is therefore making the claim. Regex for format [A-Za-z0-9]{1,10}. For example FXXXX
CLAIM_YEAR_MONTH	M	String	Year and month for which this submission belongs to in yyyy-MM format. For example 2021-06.
REFERRAL_DATE	M	String	The date of referral, Standardised format yyyy-MM-dd (e.g. 2021-08-27)
REFERRER_ORG_TYPE	M	string	The details of the referrer that is making the referral. With one of the values in Annex: Referrer organisation type
REFERRER_ORG_ODS	M	String	The ODS code, of the referrer organisation.
ASSESSMENT_DATE	M	String	The date of assessment in yyyy-MM-dd format (e.g. 2021-08-27)
SERVICE_TYPE	M	String	The service that was provided. With one of the value mentioned in Annex: Service type

REASON_FOR_SERVICE	M	String	The reason why the person has been provided the service. If the SERVICE_TYPE is 'Ongoing monitoring' then choose of the values in Annex: Ongoing monitoring service reason . Or If the SERVICE_TYPE is 'Initiation' then choose of the values in Annex: Initiation service reason
PROFESSIONAL_ROLE	M	String	The role of the person providing the service. With one of the values in Annex: Professional role
PROFESSIONAL_IDENTIFIER	M	Number	The GPhC registration number of the person providing the service. Regex for format [0-9]{1,7}
CONSULT_METHOD	M	String	The type of consultation conducted. With one of the value mentioned in Annex: Consultation method
CONSULT_OUTCOME	M	String	The patient's outcome of the referral to Community Pharmacy. With one of the value mentioned in Annex: Consultation outcome
NO_SUPPLY_REASON	O (M If CONSULT_OUTCOME is No Supply - Other reason (please state))	Array	Array of strings of contraception exclusion reason. With one of the value mentioned in Annex: No supply reason
NO_SUPPLY_REASON_OTHER_VALUE	O (M if NO_SUPPLY_REASON is OTHER)	String	Free text value for other no supply reason details. Max 250 chars
CONTRACEPTION_METHOD	M	Array	Current method of contraception used by patient. With one of the value mentioned in Annex: Contraception method
CONTRACEPTION_METHOD_OTHER_VALUE	O (M If CONTRACEPTION_METHOD is OTHER)	String	Free text value for other contraception method details. Max 250 chars
CONTRACEPTION_PRODUCT	O (M if CONSULT_OUTCOME is SUPPLY_MADE or Supply Made & Referred/Signposted)	Array	Consist (Contraception) product details. Example mentioned in Annex: Array of Contraception product
SNOMED_CODE	M	String	Unique code identifier for the product
MEDICATION_NAME	M	String	Name of the medication used. Generic name.
QUANTITY_SUPPLIED	M	Numeric	The pack size of medication (e.g if the pack size of medication is 60 and you provide two packs,

			then QUANTITY_SUPPLIED will be 120) provided to the person.
DOSE_DURATION	M	String	Number of months supply. With one of the value mentioned in Annex: Dose duration
PRODUCT_SUPPLY_TYPE	O (M if CONSULT_OUTCOME is SUPPLY_MADE or SUPPLY_MADE_SIGNPOSTED)	String	Confirmation of the type of supply (over the counter medication, patient group direction, MAS etc). With one of the value mentioned in Annex: Product supply type
SIGNPOSTED_TO	O (M if CONSULT_OUTCOME is SUPPLY_MADE_SIGNPOSTED or NO_SUPPLY_SIGNPOSTED)	String	Details of where patient has been signposted to. With one of the values in Annex: Signposted to
REFERRED_ORG_ODS	O	String	The ODS code, of the organisation being signposted to.
SIGNPOSTED_TO_OTHER_VALUE	M if SIGNPOSTED_TO is OTHER	String	Free text value for other signposted to details. Max 250 chars
ESCALATED_TO	O	String	Details of where patient has been escalated to. With one of the values in Annex: Escalated to
ESCALATED_TO_OTHER_VALUE	M if ESCALATED_TO is OTHER	String	Free text value for other escalated to details. Max 250 chars
REFERRED_ORG_ODS	O (M if SIGNPOSTED_TO or ESCALATED_TO is present)	String	The ODS code, of the organisation being signposted to.
ONWARD_REFERRAL_DATE	O (M if SIGNPOSTED_TO or ESCALATED_TO is present)	String	The date the onward referral was made, in yyyy-MM-dd format. for example 2021-05-10

Step 2: Prepare the request JSON

The message containing the Contraception Service Details i.e claim information should follow json schema distributed by email.

The message must be utf-8 encoded. No XML messages are accepted.

```
{
  "platformDepositId": "SUP-nnnnnnnn",
  "patient": {
    "nhsNumber": "0000000000",
    "gpOdsCode": "GPXXX"
  },
  "orgOdsCode": "FXXX",
  "yearMonth": "2022-04",
  "referralDate": "2021-08-02",
  "referrerOrgType": "GPP",
  "referrerOrgOdsCode": "YXXXX",
  "assessmentDate": "2021-08-02",
  "serviceType": "ONGOING_MONITORING",
  "reasonForServiceType": "ONGOING_PHARMACIST_INITIATED",
  "professionalRole": "PHARMACIST",
  "professionalIdentifier": 1234567,
  "consultationMethod": "TELEPHONE",
  "consultationOutcome": "NO_SUPPLY_OTHER",
  "contraceptionMethod": ["00", "15"],
  "contraceptionMethodOther": "other contraception method",
  "products": [
    {
      "snomedCode": "xxxxx",
      "medicationName": "Test Product2",
      "quantitySupplied": 3,
      "doseDuration": "3M"
    }
  ],
  "productSupplyType": "OTC",
  "noSupplyReason": ["A", "T"],
  "noSupplyReasonOther": "other no supply reason",
  "signpostedTo": "OTHER",
  "signpostedToOther": "other reference",
  "escalatedTo": "OTHER",
  "escalatedToOther": "other reference",
  "referredOrgOds": "FXXX",
  "onwardReferralDate": "2022-01-20"
}
```

Step 3: Send the create request message

You can now prepare and make a POST call to the NHSBSA API with the following pattern.

Type	Description
URL	https://stg.api.contraception.pharmacy.mys.nhsbsa.nhs.uk/v1/claim
Http Headers	Content-Type: application/json, Accept: application/json, Cache-Control: no-cache
Body	JSON representation prepared in Step 2 above

Step 4: Receive your response

A successful response will be sent synchronously within 30 seconds [DN: To check] with an http code 201 (Created) and contain a JSON representation of an object in the body of the response, containing the claim ID.

Response Headers:

Type	Description
Status	201 Created
Location	Location of the newly created resource. For example: https://stg.api.contraception.pharmacy.mys.nhsbsa.nhs.uk/v1/claim/123e4567-e89b-12d3-a456-426614174000

Response Body:

```
{
  "id" : "123e4567-e89b-12d3-a456-426614174000",
  "platformDepositId": "SUP-nnnnnnnn",
  "patient": {
    "nhsNumber": "0000000000",
    "gpOdsCode": "GPXXX"
  },
  "orgOdsCode": "FXXXX",
  "yearMonth": "2022-04",
  "referralDate": "2021-08-02",
  "referrerOrgType": "GPP",
  "referrerOrgOdsCode": "YXXXX",
  "assessmentDate": "2021-08-02",
  "serviceType": "ONGOING_MONITORING",
  "reasonForServiceType": "ONGOING_PHARMACIST_INITIATED",
  "professionalRole": "PHARMACIST",
  "professionalIdentifier": 1234567,
  "consultationMethod": "TELEPHONE",
  "consultationOutcome": "NO_SUPPLY_OTHER",
  "contraceptionMethod": ["00", "15"],
  "contraceptionMethodOther": "other contraception method",
  "products": [
    {
      "snomedCode": "xxxxx",
      "medicationName": "Test Product2",
      "quantitySupplied": 3,
      "doseDuration": "3M"
    }
  ],
  "productSupplyType": "OTC",
```

```
"noSupplyReason": ["A", "T"],
"noSupplyReasonOther": "other no supply reason",
"signpostedTo": "OTHER",
"signpostedToOther": "other reference",
"escalatedTo": "OTHER",
"escalatedToOther": "other reference",
"referredOrgOds": "FXXXX",
"onwardReferralDate": "2022-01-20"
}
```

Other potential responses:

403: Forbidden

Contains a JSON representation of the error response:

Scenarios:

- User is not allowed to perform certain operations or don't have access to certain resources.

```
{
  "message": "string",
  "details": [
    "string"
  ]
}
```

500: Unexpected error

Contains a JSON representation of the error response:

```
{
  "message": "string",
  "details": [
    "string"
  ]
}
```

400: Bad Request

Contains a JSON representation of the error response:

Scenarios:

- Invalid request body, field names or field values

```
{
  "message": "string",
  "details": [
    "string"
  ]
}
```

Developer Guide to Update existing Contraception submission

Step 1: Gather your materials

You will need the data described in section Developer Guide to Contraception Claim Create.

Apart from that the additional data needed:

Property	Description
ID	Id of the Claim. Generated when the record is saved. Included in the response of POST (create).

Step 2: Prepare the request JSON

In the example below, we changed few details in the existing Claim Response record with given ID.

```
{
  "platformDepositId": "SUP-nnnnnnnn",
  "patient": {
    "nhsNumber": "000000000",
    "gpOdsCode": "GPXXX"
  },
  "orgOdsCode": "FXXXX",
  "yearMonth": "2022-04",
  "referralDate": "2021-08-02",
  "referrerOrgType": "GPP",
  "referrerOrgOdsCode": "YXXXX",
  "assessmentDate": "2021-08-02",
  "serviceType": "ONGOING_MONITORING",
  "reasonForServiceType": "ONGOING_PHARMACIST_INITIATED",
  "professionalRole": "PHARMACIST",
  "professionalIdentifier": 1234567,
  "consultationMethod": "TELEPHONE",
  "consultationOutcome": "NO_SUPPLY_OTHER",
  "contraceptionMethod": ["00", "15", "12"],
  "contraceptionMethodOther": "other contraception method",
  "products": [
    {
      "snomedCode": "xxxxx",
      "medicationName": "Test Product2",
      "quantitySupplied": 3,
      "doseDuration": "3M"
    }
  ],
  "productSupplyType": "OTC",
  "noSupplyReason": ["A", "T"],
  "noSupplyReasonOther": "other no supply reason",
  "signpostedTo": "OTHER",
  "signpostedToOther": "other reference",
  "escalatedTo": "OTHER",
  "escalatedToOther": "other reference",
  "referredOrgOds": "FXXXX",
  "onwardReferralDate": "2022-01-20"
}
```

Step 3: Send the update request message

You can now prepare and make a PUT call to the NHSBSA API with the following pattern.

Type	Description
URL	https://stg_api.contraception.pharmacy.mys.nhsbsa.nhs.uk/v1/claim/{{ID}}
Http Headers	Content-Type: application/json, Accept: application/json, Cache-Control: no-cache
Body	JSON representation prepared in Step 2 above

Step 4: Receive your response

A successful response will be sent synchronously within 30 seconds [DN: To check] with an http code 200 (OK) and contain a JSON representation of the updated object in the body of the

response:

```
{
  "id" : "123e4567-e89b-12d3-a456-426614174000",
  "platformDepositId": "SUP-nnnnnnnnn",
  "patient": {
    "nhsNumber": "0000000000",
    "gpOdsCode": "GPXXX"
  },
  "orgOdsCode": "FXXXX",
  "yearMonth": "2022-04",
  "referralDate": "2021-08-02",
  "referrerOrgType": "GPP",
  "referrerOrgOdsCode": "YXXXX",
  "assessmentDate": "2021-08-02",
  "serviceType": "ONGOING_MONITORING",
  "reasonForServiceType": "ONGOING_PHARMACIST_INITIATED",
  "professionalRole": "PHARMACIST",
  "professionalIdentifier": 1234567,
  "consultationMethod": "TELEPHONE",
  "consultationOutcome": "NO_SUPPLY_OTHER",
  "contraceptionMethod": ["00", "15", "12"],
  "contraceptionMethodOther": "other contraception method",
  "products": [
    {
      "snomedCode": "xxxxx",
      "medicationName": "Test Product2",
      "quantitySupplied": 3,
      "doseDuration": "3M"
    }
  ],
  "productSupplyType": "OTC",
  "noSupplyReason": ["A", "T"],
  "noSupplyReasonOther": "other no supply reason",
  "signpostedTo": "OTHER",
  "signpostedToOther": "other reference",
  "escalatedTo": "OTHER",
  "escalatedToOther": "other reference",
  "referredOrgOds": "FXXXX",
  "onwardReferralDate": "2022-01-20"
}
```

Other potential responses:

403: Forbidden

Contains a JSON representation of the error response:

Scenarios:

- User is not allowed to perform certain operations or dont have access to certain resources.

```
{
  "message": "string",
  "details": [
    "string"
  ]
}
```

500: Unexpected error

Contains a JSON representation of the error response:

```
{
  "message": "string",
  "details": [
    "string"
  ]
}
```

400: Bad Request

Contains a JSON representation of the error response:

Scenarios:

- Invalid request body, field names or field values

```
{
  "message": "string",
  "details": [
    "string"
  ]
}
```

422: Unprocessable Entity (json parseable but not conformant)

Contains a JSON representation of the error response.

Scenarios:

- if the CLAIMANT_ODS is not registered for Contraception claims.
- if the monthly submission is already declared.
- Cannot change the CLAIMANT_ODS
- Cannot change the PLATFORM_DEPOSIT_ID
- Cannot change the CLAIM_YEAR_MONTH

```
{
  "message": "string",
  "details": [
    "string"
  ]
}
```

404: Not Found

Contains a JSON representation of the error response:

Scenarios:

- ClaimResponse record not found with given ID

```
{  
  "message": "string",  
  "details": [  
    "string"  
  ]  
}
```

Developer Guide To Delete Contraception Submission

Step 1: Gather your materials

data needed:

Property	Description
ID	Id of the Claim Response. Generated when the record is saved. Included in the response of POST (create).

Step 2: Send the delete request message

You can now prepare and make a DELETE call to the NHSBSA API with the following pattern.

Type	Description
URL	https://stg.api.contraception.pharmacy.mys.nhsbsa.nhs.uk/v1/claim/{{ID}}
Http Headers	Content-Type: application/json, Accept: application/json, Cache-Control: no-cache
Body	N/A

Step 3: Receive your response

A successful response will be sent synchronously within 30 seconds [DN: To check] with an http code 204 (No Content) and not contain a response body.

Other potential responses:

403: Forbidden

Contains a JSON representation of the error response:

Scenarios:

- User is not allowed to perform certain operations or dont have access to certain resources.

```
{
  "message": "string",
  "details": [
    "string"
  ]
}
```

500: Unexpected error

Contains a JSON representation of the error response:

```
{
  "message": "string",
  "details": [
    "string"
  ]
}
```

404: Not Found

Contains a JSON representation of the error response:

Scenarios:

- Submission record not found with given ID

```
{
  "message": "string",
  "details": [
    "string"
  ]
}
```

Developer Guide to Get a Contraception submission

Step 1: Gather your materials

You will need:

Property	Description
ID	Id of the Contraception submission. Generated when the record is saved. Included in the response of POST (create).

Step 2: Send the Get Submission Message

You can now prepare and make a GET call to the NHSBSA API with the following pattern.

Type	Description
URL	https://stg.api.contraception.pharmacy.mys.nhsbsa.nhs.uk/v1/claim/{{ID}}
Http Headers	Content-Type: application/json, Accept: application/json, Cache-Control: no-cache
Body	N/A

Step 3: Receive your response

A successful response will be sent synchronously within 30 seconds with an http code 200 (OK) with a response body.

```
{
  "id" : "123e4567-e89b-12d3-a456-426614174000",
  "platformDepositId": "SUP-nnnnnnnnn",
  "patient": {
    "nhsNumber": "0000000000",
    "gpOdsCode": "GPXXX"
  },
  "orgOdsCode": "FXXXX",
  "yearMonth": "2022-04",
  "referralDate": "2021-08-02",
  "referrerOrgType": "GPP",
  "referrerOrgOdsCode": "YXXXX",
  "assessmentDate": "2021-08-02",
  "serviceType": "ONGOING_MONITORING",
  "reasonForServiceType": "ONGOING_PHARMACIST_INITIATED",
  "professionalRole": "PHARMACIST",
  "professionalIdentifier": 1234567,
  "consultationMethod": "TELEPHONE",
  "consultationOutcome": "NO_SUPPLY_OTHER",
  "contraceptionMethod": ["00", "15", "12"],
  "contraceptionMethodOther": "other contraception method",
  "products": [
    {
      "snomedCode": "xxxxx",
      "medicationName": "Test Product2",
      "quantitySupplied": 3,
      "doseDuration": "3M"
    }
  ],
  "productSupplyType": "OTC",
  "noSupplyReason": ["A", "T"],
}
```

```
"noSupplyReasonOther": "other no supply reason",
"signpostedTo": "OTHER",
"signpostedToOther": "other reference",
"escalatedTo": "OTHER",
"escalatedToOther": "other reference",
"referredOrgOds": "FXXXX",
"onwardReferralDate": "2022-01-20"
}
```

Other potential responses:

403: Forbidden

Contains a JSON representation of the error response:

Scenarios:

- User is not allowed to perform certain operations or dont have access to certain resources.

```
{
  "message": "string",
  "details": [
    "string"
  ]
}
```

500: Unexpected error

Contains a JSON representation of the error response:

```
{
  "message": "string",
  "details": [
    "string"
  ]
}
```

404: Not Found

Contains a JSON representation of the error response:

Scenarios:

- ClaimResponse record not found with given ID

```
{
  "message": "string",
  "details": [
    "string"
  ]
}
```

Annex: NHS Number

Code	Display
1111111111	Non-registered UK resident
2222222222	Non UK resident
3333333333	Data sharing consent not given
4444444444	NHS number not found

Annex: Service Type

Code	Display
ONGOING_MONITORING	Ongoing monitoring
INITIATION	Initiation

Annex: Referrer Organisation Type

Code	Display
GPP	GP Practice
SHS	Sexual Health Service
CP	Community Pharmacy

Annex: Ongoing Monitoring Service Reason

Code	Display
ONGOING_GP_SRHC_INITIATED	Ongoing monitoring / supply - GP/SRHC initiated
ONGOING_PHARMACIST_INITIATED	Ongoing monitoring / supply - Pharmacist initiated

Annex: Initiation Service Reason

Code	Display
INITIATION_ORAL_FIRST_TIME	Initiation of oral contraception - First time pill user
RE_INITIATION_BEEN_BEFORE	Re-initiation of oral contraception - has been on pill before
SWITCHING_ORAL	Switching oral contraception

Annex: Professional Role

Code	Display
PHARMACIST	Pharmacist
INDEPENDENT_PRESCRIBER	Independent Prescriber

Annex: Consultation method

Code	Display
FTF	Face to face communication
TELEPHONE	Telephone
TELEMEDICINE	Telemedicine

Annex: Consultation Outcome

Code	Display
SUPPLY_MADE	Supply Made
SUPPLY_MADE_SIGNPOSTED	Supply Made & Referred/Signposted
NO_SUPPLY_SIGNPOSTED	No Supply - Clinically inappropriate & Referred/Signposted
NO_SUPPLY_PATIENT_DECLINED	No Supply - Declined by Patient
NO_SUPPLY_OTHER	No Supply - Other reason (please state)

Annex: Product Supply Type

Code	Display
OTC	Over the counter medication (OTC)
PGD	Patient Group Direction (PGD)
RX	Independent Prescriber (Rx)

Annex: No Supply Reason

Code	Display
A	Consent not given
B	Individuals under 16 years of age and assessed as not competent using Fraser Guidelines
C	Individuals 16 years of age and over and assessed as lacking capacity to consent
D	Known or suspected pregnancy
E	Known hypersensitivity to the active ingredient or to any constituent of the product
F	Fewer than 21 days after childbirth
G	Fewer than 5 days after miscarriage, abortion, ectopic pregnancy or uterine evacuation for gestational trophoblastic disease (GTD)
H	Breastfeeding and less than six weeks postpartum
I	Interacting medicines
J	Cardiovascular disease related
K	Neurological condition related
L	Cancer related
M	Gastro-intestinal condition related
N	Related to other health conditions
O	DVT risk concerns
P	Above target blood pressure or BMI
Q	Patient outside approved PGD age range
R	Requires oral contraception not covered by PGD
S	Requires initiation onto oral contraception
T	Other (please state)

Annex: Dose Duration

Code	Display
3M	3 months
6M	6 months
9M	9 months
12M	12 months

Annex: Array of Contraception product

CONTRACEPTION_PRODUCT should consist of array of following object

```
{  
  "snomedCode": "{{SNOMED_CODE}}",  
  "medicationName": "{{MEDICATION_NAME}}",  
}
```

```
"quantitySupplied":{{QUANTITY_SUPPLIED}}
```

```
"doseDuration" : "{{DOSE_DURATION}}"
```

```
}
```

Annex: Contraception Method

Code	Display
00	None
01	Injectable Contraception
02	Implant
03	Intrauterine Device (IUD)
04	Intrauterine System (IUS)
05	Vaginal Ring
06	Contraception Patch
07	Combined Pill
08	Progesterone Only Pill
09	Cap/Diaphragm
10	Spermicides
11	Natural Family Planning
12	Condom (Male)
13	Condom (Female)
14	Emergency contraception
15	Other (please state)

Annex: Signposted to

Code	Display
GP	GP Practice
OH_GP	Out of hours GP/IUC
SHC	Sexual Health Clinic
ACP	Alternative Community Pharmacy
OTHER	Other

Annex: Escalated to

Code	Display
GP	GP Practice
OH_GP	Out of Hours GP/IUC
A_AND_E	A&E
999	999
UTC	Urgent Treatment Centre

OTHER

Other